



Irvine™
60" x 32" alcove bath, left drain
K-26071-LA

Features

- Clean, crisp lines blend into soft angles to create a uniquely sophisticated bath that works with any decor
- Integral lumbar support
- Integral apron creates a clean, finished look
- Integral flange helps prevent water from seeping behind wall and simplifies alcove installation

Material

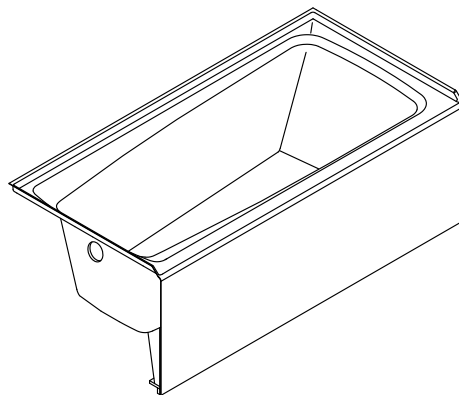
- Acrylic

Installation

- Alcove
- Left drain

Recommended Products/Accessories

K-7213 27" Cable Bath Drain
K-7259 Brass toe tap bath drain



Codes/Standards







CSA B45.5/IAPMO Z124
ASTM E162
ASTM E662

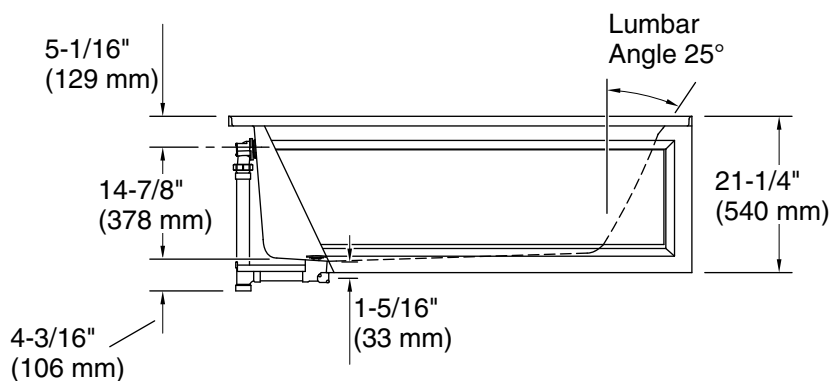
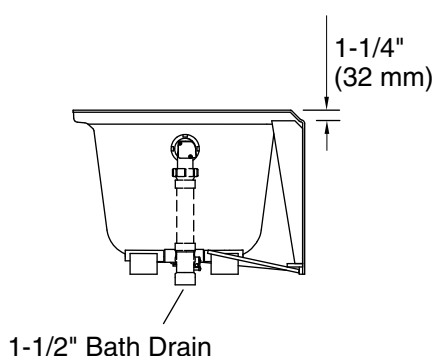
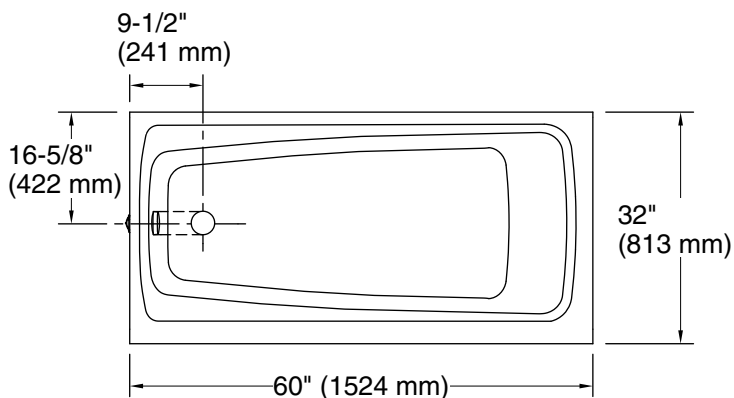
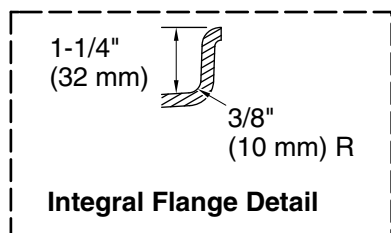
**KOHLER® Plastic Baths and Shower
Bases Lifetime Limited Warranty**

See website for detailed warranty information.

Available Colors/Finishes

Color tiles intended for reference only.

Color	Code	Description
	0	White
	96	Biscuit
	NY	Dune
	95	Ice™ Grey
	58	Thunder™ Grey
	7	Black Black™



Technical Information

All product dimensions are nominal.

Installation:	Three-wall alcove
Drain location:	Left
Weight:	72 lbs (32.7 kg)
Minimum floor load:	38.6 lbs/ft ² (188.5 kg/m ²)
Water depth:	14-7/8" (377 mm)
Water capacity:	50 gal (189.3 L)
Minimum flat for door:	2-1/8" (55 mm)

Notes

Measure your actual product for rough-in details.

Install this product according to the installation instructions.

The hot water supply should be 70% of the capacity of the bath or greater. Installations will vary.