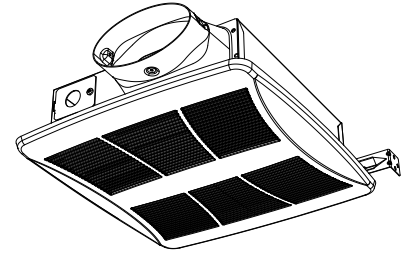


# MODEL LP510R LO PROFILE VENTILATION FAN



### DESCRIPTION

#### BLOWER:

- Infinitely adjustable low cfm setting allows precise adjustment to prevent over-ventilating and maximize efficiency.
- Adjustable time delay sets how long fan will run on high speed before returning to a continuous lower speed.
- DC motor for efficiency well beyond ENERGY STAR requirement. - rated for continuous operation.
- Multi-speed capability ideal for meeting ASHRAE 62.2, LEED and ENERGY STAR for homes. Requirements, Can be used to comply with CA Title 24, as well as local/spot ventilation needs.

#### HOUSING:

- Rugged, galvanized steel construction
- Plastic, 4" oval duct connector
- Including 4" Oval to 3" duct reducer .
- 3-3/8" height allows for 2" x 4" wall or ceiling installation
- Sturdy, easy, mounting directly to stud or joist
- Can be mounted in flat ceilings, sloped ceilings up to 12/12 pitch, and walls

#### GRILLE:

- Polymeric construction

Can be used to ventilate excess heat and humidity from single family, residential garages.

cETL-us Listed for use over bathtubs and showers when connected to a GFCI protected branch circuit (ceiling mount only).

1-Year Warranty

**Model LPRH:** Rough-in housings for LP510RF finish assemblies (packed 4 per carton). LPRH housings include slide channels and mounting brackets.

**Model LP510RF:** Finish assemblies for LPRH rough-in housings (packed 4 per carton). LP510RF finish assemblies include blower assembly and grille.

### TYPICAL SPECIFICATION

- Fan shall have corrosion resistant galvanized steel housing. It shall be ducted to a roof or wall cap using 4" or 3" round ductwork.
- Blower assembly shall be removable, have a centrifugal-type blower wheel and a DC motor designed for continuous operation.
- Plastic damper/duct connector shall be included.
- Multi-speed 50/80/100 CFM no greater than 1.2 Sones. All air and sound ratings shall be certified by HVI.
- Fan shall be ENERGY STAR® qualified and have an energy efficient DC motor.
- Fan shall be cETL-us Listed for use over bathtubs and showers when connected to a GFCI protected branch circuit (ceiling mount only).



Broan-NuTone LLC Hartford, Wisconsin [www.broan-nutone.com](http://www.broan-nutone.com) 800-558-1711  
Venmar Ventilation ULC Drummondville Québec [www.broan-nutone.ca](http://www.broan-nutone.ca) 877-896-1119

REFERENCE	QTY.	REMARKS	Project
			Location
			Architect
			Engineer
			Contractor
			Submitted by <span style="float: right;">Date</span>

# PERFORMANCE RATINGS MODEL LP510R LO PROFILE VENTILATION FAN

## HVI PERFORMANCE

Model No.	Nominal voltage	Performance @ Static Pressure (Ps) - Inches Water Gage					Duct size	Hz
		0.100" Ps			0.250" Ps			
		CFM	Sones	Power (Watts)	CFM	Sones		
LP510R	120	100	1.2	11.0	96	2.0	4"	60
		80	0.9	7.0	80	1.5		
		50	0.4	5.0	52	1.0		

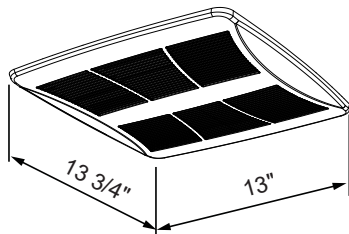
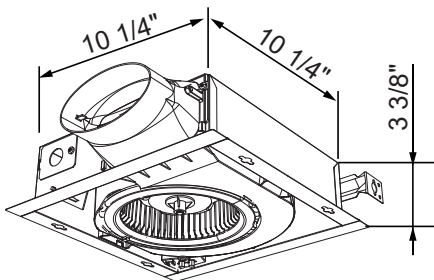
## HVI PERFORMANCE

### AMPS

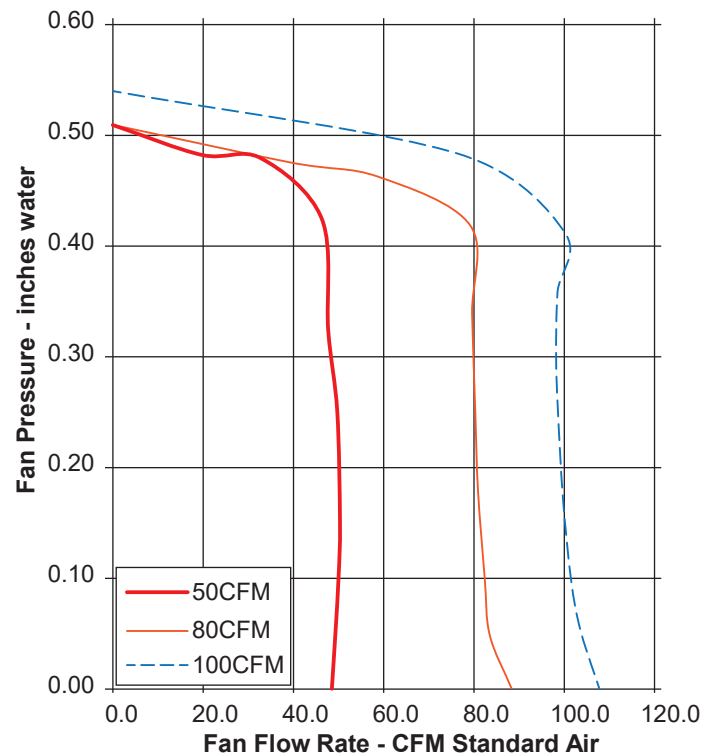
Model	Amps
LP510R	0.23

### WEIGHT

Model	Shipping Weight
LP510R	7.05 lbs.



## AIR FLOW PERFORMANCE



HVI-2100 CERTIFIED RATINGS comply with new testing technologies and procedures prescribed by the Home Ventilating Institute, for off-the-shelf products, as they are available to consumers. Product performance is rated at 0.1 in. static pressure, based on tests conducted in a state-of-the-art test laboratory. Sones are a measure of humanly-perceived loudness, based on laboratory measurements.



Broan-NuTone LLC Hartford, Wisconsin [www.broan-nutone.com](http://www.broan-nutone.com) 800-558-1711  
Venmar Ventilation ULC Drummondville Québec [www.broan-nutone.ca](http://www.broan-nutone.ca) 877-896-1119