Cad Ref: E:\2019\MCC_10.23.2019\FG8110FG-D-ADA(P)(Rev2)(Sig).Dwg

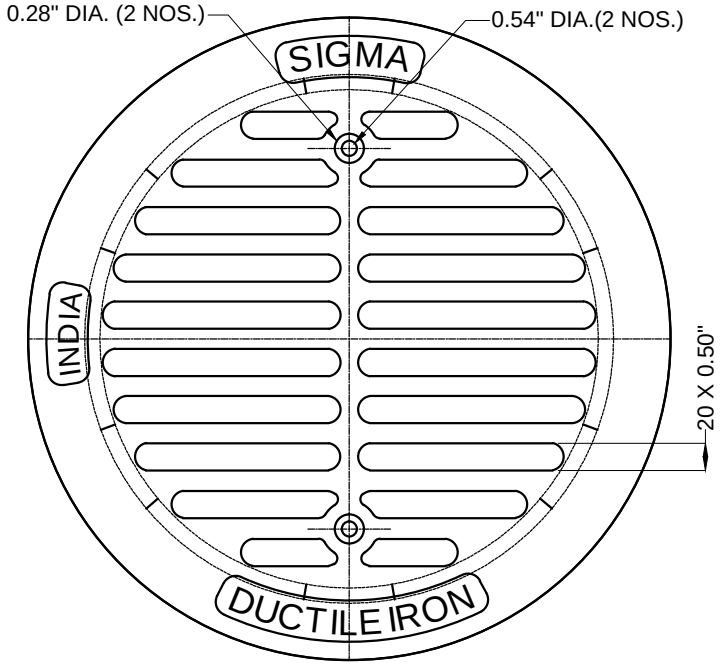

PLAN VIEW

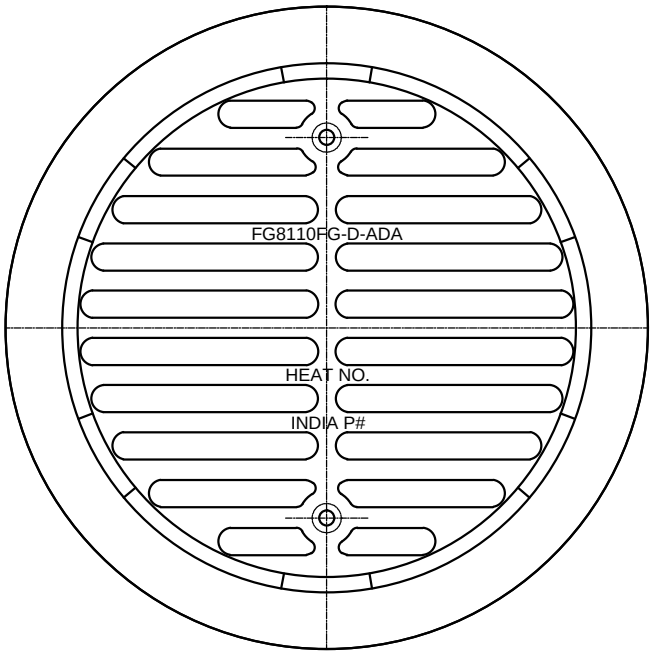

BOTTOM VIEW

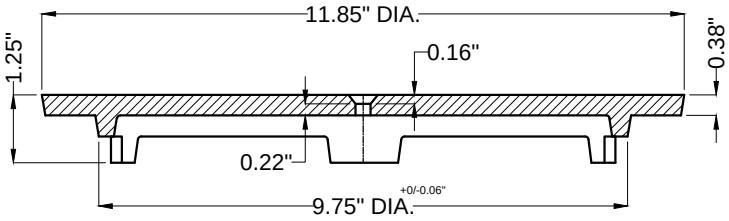

SEC. VIEW

NOTES

1. All the dimensions are in inches units.
2. Material: Ductile Iron ASTM A536 Grade 65-45-12.
3. Meets H20 Loading Standards.
4. Tolerance should be ±0.0625",unless otherwise specified.
5. Refer Sigma QIP Doc.No : QA/QIP/MCC for manufacturing and inspection procedure.
6. Approx. Drain Area 32.80 SQ. inch.
7. Weight : 10 lbs

BY RECEIVING THIS DRAWING THE RECEIPIENT AGREES THAT THIS DRAWINGS AND ITS CONTENTS REMAIN THE SOLE PROPERTY OF SIGMA CORPORATION.
THIS DRAWING IS RECEIVED IN CONFIDENCE AND WILL NOT BE REPRODUCED TO SIGMA'S DETRIMENT. THIS DRAWING IS LOANED SUBJECT TO RETURN ON DEMAND.

RELEASED FOR PATTERN PRODUCTION DRAWING
DATE:-10.23.2019
SREENIVASA RAO

Rev	Date	Revision Record	Prepared	Approved
0	03.18.2015	FORMAT CHANGED	NS	SR1
1		EB E-mail dt. on 30.10.15 - (1) Bottom skirt od changed from 9.77" to 9.75" +0/-0.06" .(2) Bottom cast marks to be moved to rib on underside.(3) THRU hole dia in center of grate to be incorporate. (4) Approx wt. changed to actual wt.		
2		EB E-mail dt. on 14.09.16 - "INDIA" cast mark added on top side.		
2	10.23.2019	Revision record updated.	VK	SR1

RADIUS: ±.030 , MACHINED: . XX±.015

All Radii & Fillets to be 0.12" (3mm) unless otherwise specified
All Draft angles to be 2° unless otherwise specified on drawing

Product Group :- **MCC**

Coating:- **BLACK BITUMINOUS / TAR COATED**

Product Description- **10" DROP IN**

Drawing Number :- **FG8110FG-D-ADA** | Rev :- **2**

SIGMA™
CREAM RIDGE, NEW JERSEY

DATE :	DRAWN BY
03.18.2015	NS B. DUTTA
DRAWING FOR: PRODUCTION	CHECKED BY KS4 ASHIS DEY
SCALE: NTS / SHEET NO: 1 OF 1	APPROVED BY SR1