



- ✓ Durable
- ✓ Saves Time

TESTED AND APPROVED

Justified & Substantiated
by Home Innovations
Research Labs

BACKSPLASH PRO KIT

Tiling Solutions Simplified™

Your next kitchen renovation in one kit.

Six3Tile Pro Kits include everything you need to rapidly renovate any outdated kitchen with modern, luxury tile. Become a Six3Tile Pro with no additional tools or skills required.



REFRESH YOUR OUTDATED KITCHEN WITH MODERN STYLES

Six3Tile backsplashes come in a variety of designs, so it's easy to find a tiling solution that compliments your space and suits your needs. Increase your unit's property value by quickly and easily upgrading your outdated tile with a fresh, modern look.

⚡ Lightning-fast Installation

Every second saved installing tiles gets you one step closer to an updated kitchen. Home Innovations Research Labs (HI), an independent, third-party research group, tested Six3Tile and found that our tile panels install 2x faster than ceramic tile!

💧 Proven Durability

To test Six3Tile's durability, HI's extensive rounds of testing included stain resistance, accelerated weathering, and water resistance. Six3Tile passed all testing, proving that our tile-panels are a great alternative to ceramic tile, with a fraction of the installation time.

Learn more about this study at:
www.SIX3TILE.com/timestudy



TRENDING COLORS



COLOR: Snowbound SW7004
PATTERN: Hexagon



COLOR: Drift of Mist SW9166
PATTERN: Subway Running Bond (3x6)



COLOR: Icicle SW6238
PATTERN: Running Bond (4x10)



COLOR: High Reflective White SW7757
PATTERN: Subway Running Bond (3x6)



COLOR: Passive Gray SW7064
PATTERN: Hexagon



COLOR: Accessible Beige SW7036
PATTERN: Herringbone

ELEVATED STYLE, EASY INSTALLATION

Quick & Easy Application

Rapidly renovate your kitchen backsplash with no special skills or tools. Six3Tile installs 2x faster than laying traditional ceramic tile, reducing tenant displacement and saving you time and money.

Adhesives and Substrates

Six3Tile can be applied over existing tile or any other flat surface. When attaching Six3Tile, use traditional construction adhesive to affix to existing ceramic tile to secure each tile panel directly to the wall.

Finishing and Grouting

Finish off exposed ends with trim to give your backsplash a custom, professional look. Non-sanded or unsanded grout can be applied as soon as the panels are installed.

Care and Maintenance

Standard household sponges or clean, soft towels paired with any typical, non-abrasive cleaning products can be used to keep tile panels clean. White vinegar is perfect for tough stains.

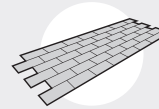
BENEFITS



Installs 2x faster than ceramic tile



Durable & Stain Resistant



Pre-cut tile panels



No special skills or tools required




Hassle-free, grout immediately

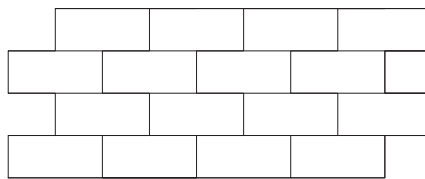


Quick and easy, reduced resident displacement

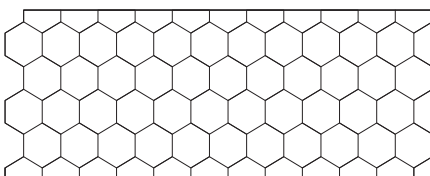
TIMELESS PATTERNS



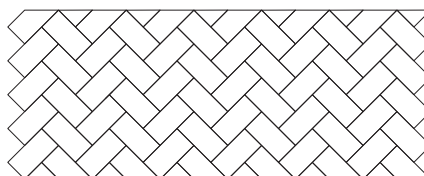
3x6 Running Bond Subway



4x10 Running Bond Subway



4in Hexagon



3x6 Herringbone



Visit our website at
SIX3TILE.com/backsplash
to see all colors, patterns
and finishing options.



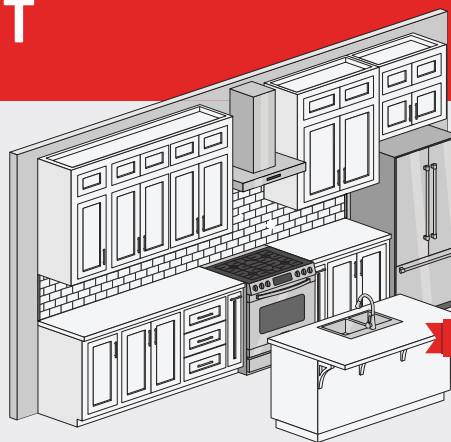
WHAT'S IN THE BOX?

YOUR NEXT RAPID RENOVATION IN ONE KIT

The Six3Tile Backsplash Pro Kits include five individual tile panels to rapidly renovate any outdated kitchen with modern, luxury tile.


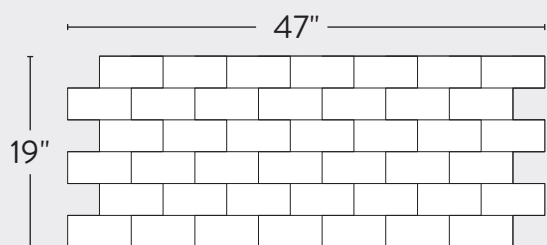
Designed to fit perfectly under standard cabinet heights with two traditional layouts and 30 square feet of coverage.

Simply cut, attach and grout immediately for a refreshed room renovation that requires a fraction of the time of traditional tiling methods.




Learn More at
www.six3tile.com/warranty

Total Coverage: 30 Square Feet



SINK/STOVE STACKED



TYPICAL LINEAR RUN



Visit our website at www.SIX3TILE.com/backsplash for inspiration and more information.



an  **aleris** company

www.SIX3TILE.com

119 Grace Avenue | Lancaster, South Carolina 29720

PROUDLY MADE IN THE USA

Six3_10013 REV 8.28.25