

29 302

DEFINED™

SINGLE-HANDLE FREESTANDING TUB FAUCET WITH 1.75 GPM HAND SHOWER

*Pure Freude
an Wasser*



STANDARD SPECIFICATION:

- GROHE StarLight®
- GROHE SilkMove®
- GROHE EcoJoy™
- 37 1/2" faucet height
- 32 3/8" aerator height
- 11 9/16" spout reach
- 49" hose
- Metal lever handle
- CALGreen/CEC compliant
- Requires Rough-In Set (29 038)
- Available at FERGUSON and Build.com
- Energy Policy Act of 1992
- ASME A112.18.1/CSA B125.1



PRODUCT FEATURES:




-  **GROHE StarLight®**
-  **GROHE SilkMove®**
-  **GROHE EcoJoy™**

CERTIFICATIONS:



- CEC Certified
- CALGreen Compliant
- Massachusetts Plumbing Board Approved
- Energy Policy Act of 1992
- CSA B125.1
- ASME A112.18.1

AVAILABLE FINISHES:

- 29302000**  GROHE StarLight® Chrome
- 293022430**  Matte Black
- 29302EN0**  Brushed Nickel InfinityFinish™

NOTE: Install this product according to the installation guide. ADA, CSA compliant when installed to the specific requirements of these regulations.

We reserve the right to make revisions without notice to product specifications. 04-05-2023

US
Tel: 1.630.582.7711 Fax: 1.630.582.7722
For the most current Specification Sheet,
go to www.grohe.us.

Canada
Tel: 1.888.644.7643 Fax: 1.905.366.2071
For the most current Specification Sheet,
go to www.grohe.ca.

PART OF LIXIL

29 302

DEFINED™

*Pure Freude
an Wasser*



SINGLE-HANDLE FREESTANDING TUB FAUCET WITH 1.75 GPM HAND SHOWER

TECHNICAL DATA:

Product Height	36.71 in
Product Length	16.237 in
Product Width	8.689 in
Fitting Spout Height	32-3/8 in
Fitting Spout Reach	11.555 in
Fitting Handle Height	25.118 in
GPM (Min)-GPM (Max)	1.75 gal (US)/min
Fitting No of Holes Required	1

