



Chesapeake™
Wall-Mount Bathroom Sink
K-1721

Features

- Made from premium materials that withstand high-volume usage
- Constructed of vitreous china
- 20"L x 18-1/4"W
- Wall-mount installation
- Faucet not included
- Ledge-back

Recommended Accessories

K- 8998 P-Trap

Components

Additional included component/s: Hanger (2 Required).



ADA

Codes/Standards

ASME A112.19.2/CSA B45.1

ADA




ICC/ANSI A117.1

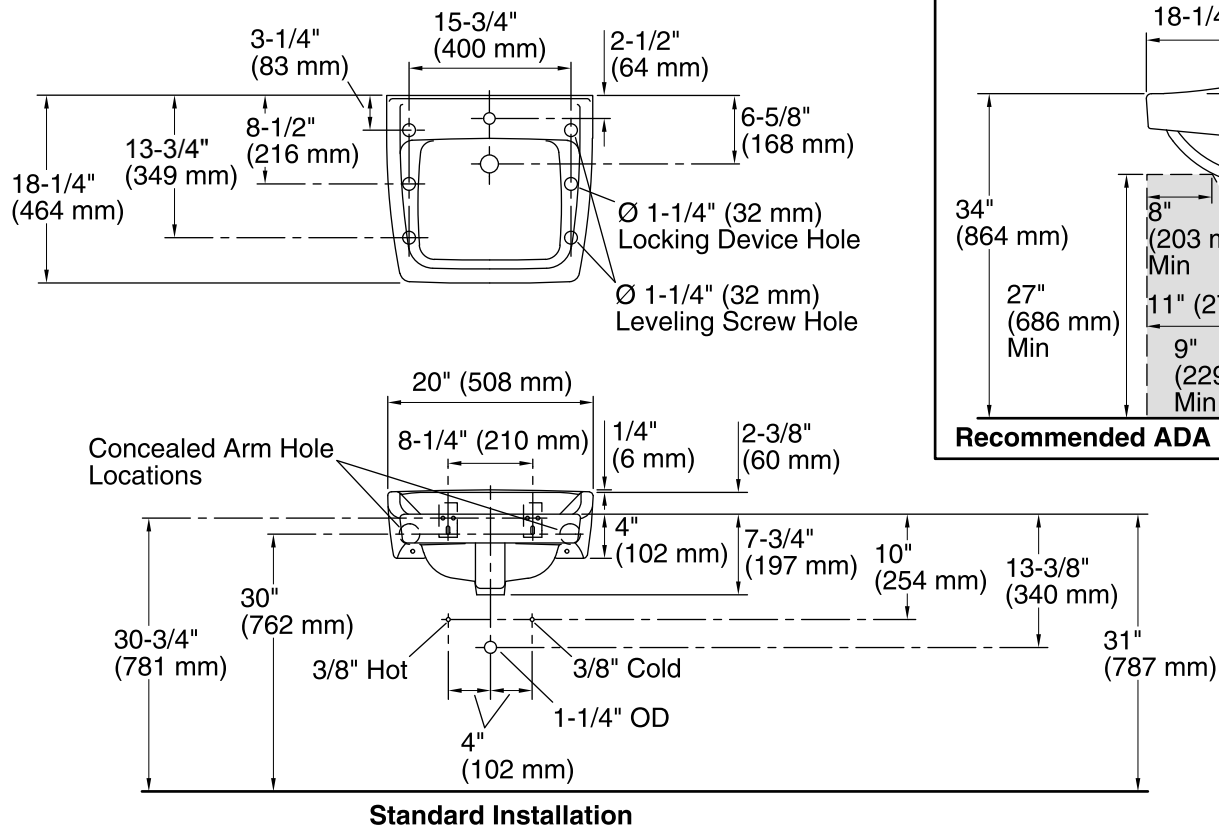
See website for detailed warranty information.

Available Color/Finishes

Color tiles intended for reference only.

Color Code Description

	0	White
	96	Biscuit
	47	Almond



Technical Information

All product dimensions are nominal.

Bowl configuration: Single

Installation: Wall-mount

Bowl area (Only) Length: 14" (356 mm)

Width: 12" (305 mm)

With overflow: Yes

Water depth: 4-7/8" (124 mm)

Bowl area With overflow: Yes

Number of deck holes: 1

Faucet hole(s): 1-3/8" (35 mm)

Soap/Lotion hole: 1-1/4" (32 mm)

Drain hole: 1-3/4" (44 mm)

Notes

Install this product according to the installation guide.

ADA compliant when installed to the specific requirements of these regulations.