



**Greenwich™**  
Wall-Mount Bathroom Sink  
**K-2031-R**

**Features**

- With overflow.
- Drilled for concealed arm carrier.
- With hanger.
- Single-hole faucet drilling.
- Soap dispenser hole on right.
- 20-3/4" (527 mm) x 18-1/4" (464 mm).

**Material**

- Vitreous china.

**Installation**

- Wall-mount

**Recommended Accessories**

K- 8998 P-Trap

**Optional Accessories**

K- 1808-P Bathroom Sink Brackets

**Components**

Additional included component/s: Hanger (2 Required).



**ADA**

**Codes/Standards**

ASME A112.19.2/CSA B45.1

ADA

ICC/ANSI A117.1

See website for detailed warranty information.

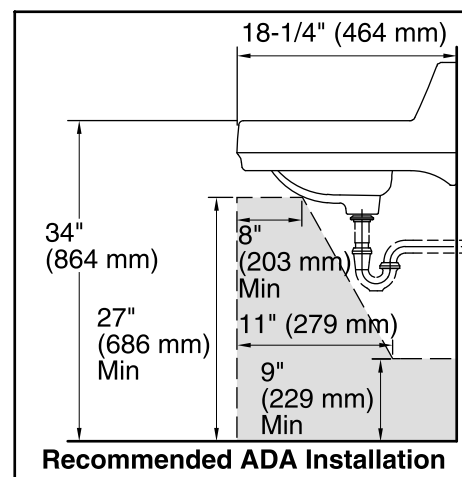
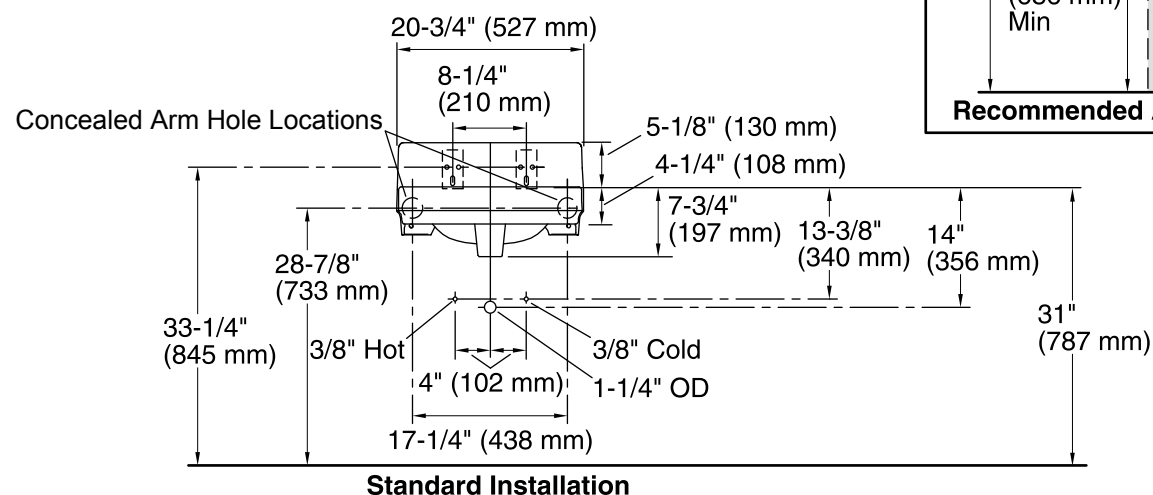
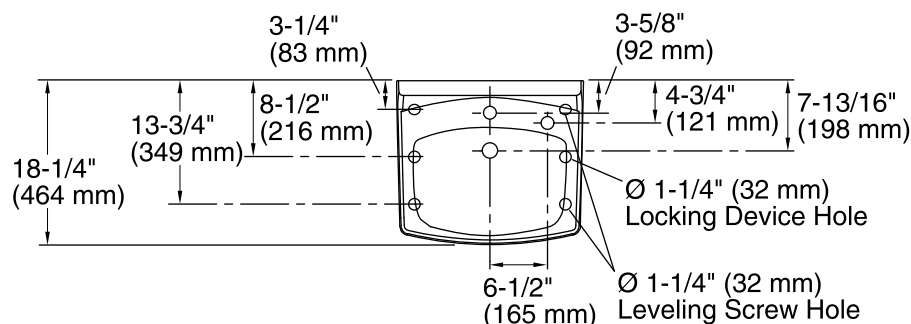
**Available Color/Finishes**

*Color tiles intended for reference only.*

**Color Code Description**



0 White



### Technical Information

All product dimensions are nominal.

Bowl configuration: Single

Installation: Wall-mount

Bowl area (Only) Length: 10" (254 mm)  
Width: 15" (381 mm)  
With overflow: Yes  
Water depth: 3-1/4" (83 mm)

Bowl area With overflow: Yes

Number of deck holes: 2

Faucet hole(s): 1-3/8" (35 mm)

Soap/Lotion hole: 1-1/4" (32 mm)

Drain hole: 1-3/4" (44 mm)

### Notes

Install this product according to the installation guide.

ADA compliant when installed to the specific requirements of these regulations.