



PROJECT NAME _____

LOCATION _____

ARCHITECT _____

ENGINEER _____

CONTRACTOR _____

REFERENCE _____

SUBMITTED BY _____ DATE _____

PTAC - DRPTAC07Y32351A, DRPTAC09Y32351A, DRPTAC12Y32351A, DRPTAC15Y32351A,
DRPTAC15Y32501A

PTHP - DRPTHP07Y32351A, DRPTHP09Y32351A, DRPTHP12Y32351A, DRPTHP15Y32351A,
DRPTHP15Y32501A



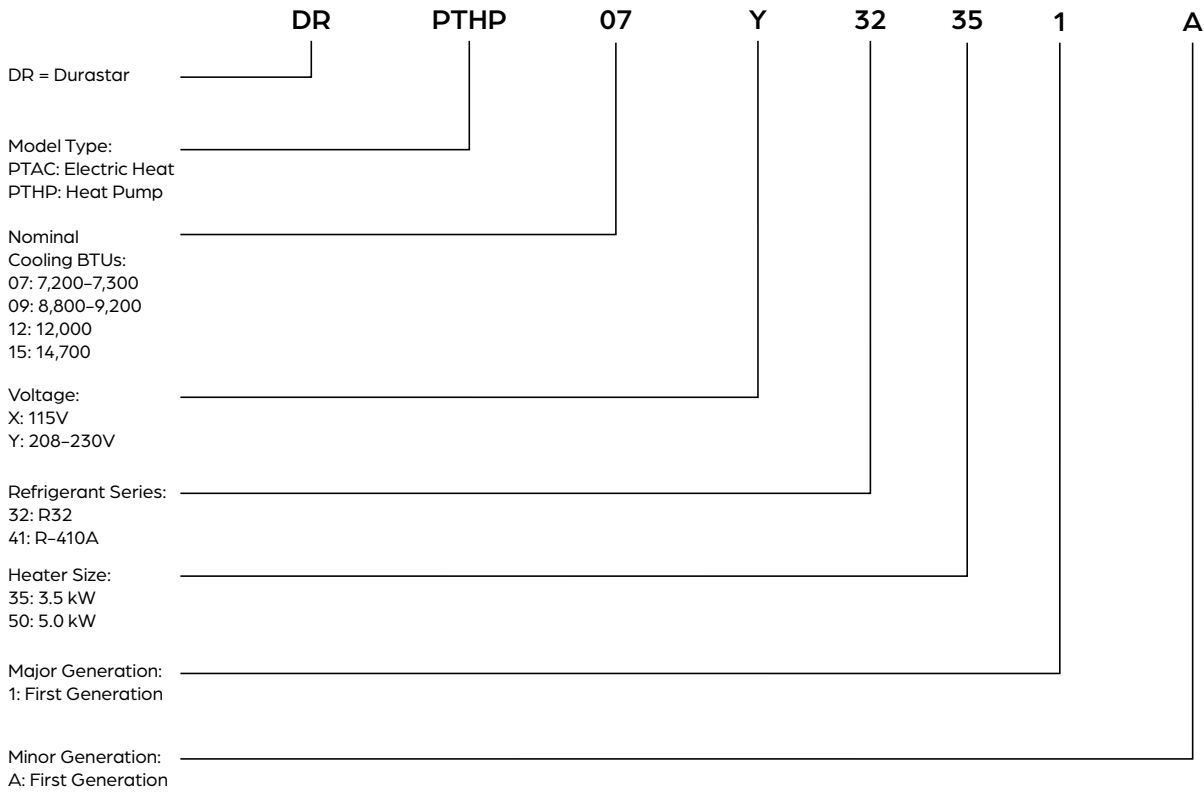
PRODUCT FEATURES

- Fits standard wall sleeve
- Washable filters
- Auto fan mode
- Dry dehumidification mode
- Front desk control port
- 24V thermostat compatible
- Automatic room freeze protection at 32°F in an unoccupied room
- LCDI power cord included
- Grille and sleeve sold separately
- 5-Year limited warranty






PTAC/PTHP SKU NOMENCLATURE




SPECIFICATIONS		
Power Supply	(V,HZ,Ph)	208-230, 60, 1
Cooling Operating Temp	(°F)	62-90
Heating Operating Temp	(°F)	32-80
3.5kW Electric Heater Plug Type		LCDI (6-20P)
5.0kW Electric Heater Plug Type		LCDI (6-30P)
Cord Length (in.)		72
Refrigerant		R-32
Design Pressure	(PSIG)	300/580
Dimensions (W x D x H)	(in.)	42 x 21 x 16

PLUG TYPES



NEMA 6-20P



NEMA 6-30P



PTAC MODELS

PTAC/PTHP SPECIFICATIONS

PERFORMANCE DATA	DRPTAC-07Y32351A	DRPTAC-09Y32351A	DRPTAC-12Y32351A	DRPTAC-15Y32351A	DRPTAC-15Y32501A
Cooling (BTU) (230V/208V)	7300/7200	8800/8700	12000/11800	14700/14500	14700/14500
Electric Heating (BTU) (230V/208V)	10900/8900	10900/8900	10900/8900	10900/8900	15000/12200
Cooling Area (sq ft)	250-300	350-400	450-550	550-700	550-700
EER (Btu/h/W)	13.1	12.8	11.6	10.6	10.6
ELECTRICAL DATA					
Cooling (Amps) (230V/208V)	3.1/3.4	3.7/4.0	5.3/5.8	7.5/8.9	7.5/8.9
Cooling (Watts) (230V/208V)	560/550	690/680	1030/1010	1390/1370	1390/1370
Electric Heater (Amps) (230V/208V)	15.3/13.7	15.3/13.7	15.3/13.7	15.3/13.7	22.3/20.1
Electric Heater (Watts) (230V/208V)	3500/2897	3500/2897	3500/2897	3500/2897	5000/4100
SPECIFICATIONS					
Net Weight (lb.)	98.1	101.4	108.0	105.8	105.8
Shipping Weight (lb.)	106.9	110.2	116.8	114.6	114.6
Refrigerant Charge (R-) (oz.)	17.3	17.6	21.9	21.5	21.5
Indoor Air Flow (Hi/Lo) (CFM)	346/285	390/315	404/321	430/350	430/350
Indoor Noise Level (H/Lo) dB(A)	51.0/50.5	51.0/50.5	52.5/52.0	51.0/50.5	51.0/50.5
Fresh Air Intake (Vent Open) (CFM)	61/58/51	61/58/51	62/60/56	62/60/56	62/60/56
Dehumidification (Pints/hr.)	0.6	1.0	2.9	4.5	4.5



PTHP MODELS

PTAC/PTHP SPECIFICATIONS

PERFORMANCE DATA		DRPTHP-07Y32351A	DRPTHP-09Y32351A	DRPTHP-12Y32351A	DRPTHP-15Y32351A	DRPTHP-15Y32501A
Cooling	(BTU) (230V/208V)	7200/7100	9200/9100	12000/11800	14700/14500	14700/14500
Heat Pump Heating	(BTU) (230V/208V)	6200/6000	7800/7500	10800/10500	13500/13200	13500/13200
Backup Electric Heat	(BTU) (230V/208V)	10900/8900	10900/8900	10900/8900	10900/8900	15000/12200
Cool Area	(Sq. Ft.)	250-300	350-400	450-550	550-700	550-700
EER	(Btu/h/W)	13.1	12.8	11.6	10.6	10.6
COP	(W/W)	3.6	3.8	3.4	3.2	3.2
ELECTRICAL DATA						
Cooling	(Amps) (230V/208V)	3.0/3.3	3.7/4.0	5.2/5.6	6.5/7.4	6.5/7.4
Cooling	(Watts) (230V/208V)	550/540	720/710	1030/1010	1390/1370	1390/1370
Heat Pump Heating	(Amps) (230V/208V)	2.6/2.7	3.4/3.6	4.8/5.1	6.0/6.4	6.0/6.4
Heat Pump Heating	(Watts) (230V/208V)	480/460	600/580	880/840	1170/1120	1170/1120
Backup Electric Heat	(Amps) (230V/208V)	15.3/13.7	15.3/13.7	15.3/13.7	15.3/13.7	22.3/20.1
Backup Electric Heat	(Watts) (230V/208V)	3500/2897	3500/2897	3500/2897	3500/2897	5000/4100
SPECIFICATIONS						
Net Weight	(lb.)	101.4	104.7	110.2	113.5	113.5
Shipping Weight	(lb.)	110.2	113.5	119.0	122.4	122.4
Refrigerant Charge (R-32)	(oz.)	24.0	22.6	26.8	31.7	31.7
Indoor Air Flow (Hi/Lo)	(CFM)	355/295	424/343	436/353	416/330	416/330
Indoor Noise Level (Hi/Lo)	dB(A)	51.0/50.5	52.5/52.0	51.0/50.5	53.0/52.5	53.0/52.5
Fresh Air Intake (Vent Open)	(CFM)	61/58/51	61/58/51	62/60/56	62/60/56	62/60/56
Dehumidification	(Pints/hr.)	0.7	1.0	2.9	4.3	4.3

ACCESSORIES

ACCESSORY	MODEL NUMBER	IMAGE
Foldable Wall Sleeve (External Drain Kit Included)	DRPTACWS	
Stamped Aluminum Grille (White)	DRPTACAG	
Extruded Architectural Grille	DRPTACEBG	
Internal Drain Kit	PPTACWSDRAINKIT	

AIR CONDITIONER AND WALL SLEEVE DIMENSIONS

