



# Laing Thermotech Series E Series

DOMESTIC HOT WATER PUMPS

The energy-saving, shaft-free, high-performance, domestic hot water pump

# E Series

## Domestic hot water pumps

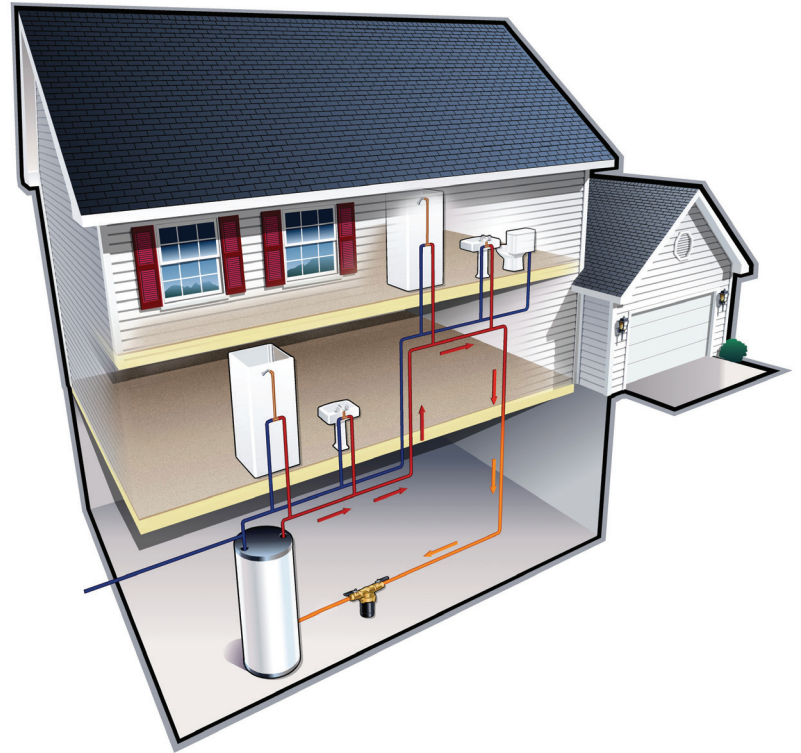
The first pump to run off  
of 10 watts!  
(about the same as a night light.)

### Features

- Easy installation
- Programmable timer and built-in thermostat available to further reduce energy consumption.
- Available with integrated check and ball valves for quick isolation during service.

### Benefits

- Instant availability of hot water, even at the tap farthest from the hot water heater.
- Conserves natural resources - reduced power consumption, CO<sub>2</sub> emissions and wasted water.



## Energy Efficient Due to ECM Technology

The E Series pumps' highly efficient ECM (Electronically Commutated Motor) design results in significant energy savings with improved performance. Through microprocessor technology the motor is provided the precise frequency and voltage for optimum performance. A permanent magnet motor eliminates the requirement for input power to magnetize the rotor, thus maximizing efficiency. This unique design offers superior starting torque when compared with standard induction motor type pumps.

### The spherical motor design:

The only moving part of this pump type is a spherical rotor/impeller unit which is suspended on an extremely wear resistant ceramic ball. Shaft seals or conventional bearing bushings with a shaft have been eliminated. The only self realigning bearing in the small pump market has many advantages:

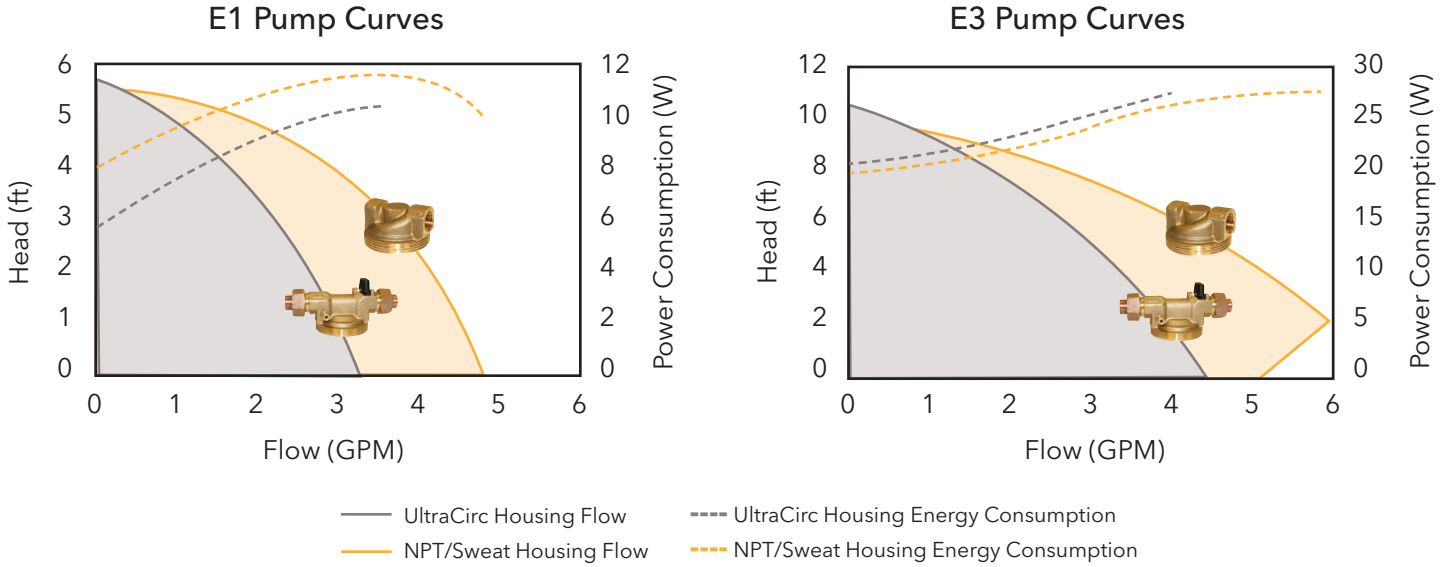
- The suspension on a ball eliminates any bearing play, even after years of use.

- The bearing is self-realigning. It is automatically lubricated and cooled by the system fluid.
- The rotor is magnetically centered on the bearing and therefore can tilt to avoid blockage by small dirt particles. Even after a long time of shut-off, a safe start-up is virtually guaranteed.
- The pump can be cleaned easily with typical household cleaners in the unlikely case of scale deposits. Integrated stepless scale protection thermostats are optional.

### Adjustable Thermostat Option

For models with the adjustable thermostat, there is an adjustable Set Point range from 68°F to 158°F (20°C to 70°C). This built-in temperature sensor will turn the circulator off when it reaches the Set Point and turn the circulator on when the temperature is more than 10°F (6°C) below the Set Point. The adjustable thermostat is only available on fixed-speed motors.


# E Series pump curves



- Saves 68% electricity compared to a standard circulating pump
- Long lasting, silent operation
- Maintenance free without blockage
- Highly efficient ECM technology
- Resistant to scale build up
- Single bearing design
- No shaft, no seal

## Vario

A standard feature that allows for stepless speed control to enable you to set the pump performance to individual system requirements.



## E1/E3 Series - Timer

### Description

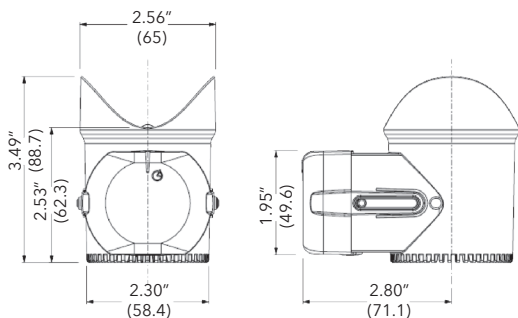
To increase the overall efficiency of a domestic hot water recirculating system and to reduce water wasted while waiting for hot water, the E1/E3 Series Timer can be installed on all E1/E3 Series pumps. The timer is easily installed by removing the motor end cap, plugging in the timer and setting the timer schedule without any wiring. The timer can be used in 3-different selections: ON, OFF and TIMER. The ON selection operates the pump continuously, the OFF selection turns the pump OFF and the TIMER selection (depicted by a clock on the timer) turns the pump on when programmed.

### Operational Limits

Power Supply: Internally powered by the E Series circulating pump.

Minimum Switch Interval: 30 minutes.

Run Modes: ON (Continuous), OFF (Off at all times) and TIMER (run at programmed intervals)



## Available Models

Part Number	Model	Material	Connection		Adjustable Speed	Adjustable Thermostat	Plug
			Size	Type			
60A0G1005	E1-BCSVNNNN-01	Lead-Free Brass	1/2"	Sweat	•		
60A0G1006	E1-BCSVNNNW-01	Lead-Free Brass	1/2"	Sweat	•		•
60A0G3002	E1-BCSFNRNW-01	Lead-Free Brass	1/2"	Sweat		•	•
60A0G1007	E1-BCTVNNNN-01	Lead-Free Brass	1/2"	Thread	•		
60A0G1008	E1-BCTVNNNW-01	Lead-Free Brass	1/2"	Thread	•		•
60A0G3003	E1-BCTFNRNW-01	Lead-Free Brass	1/2"	Thread		•	•
60A0G1004	E1-BCUVNNNW-01	Lead-Free Brass	1/2"	Union	•		•
60A0G3001	E1-BCUFNRNW-01	Lead-Free Brass	1/2"	Union		•	•
60A0G1002	E3-BCSVNNNW-01	Lead-Free Brass	1/2"	Sweat	•		•
60A0G1003	E3-BCTVNNNW-01	Lead-Free Brass	1/2"	Thread	•		•
60A0G1001	E3-BCUVNNNW-01	Lead-Free Brass	1/2"	Union	•		•
60AAGT001	Plug-In Timer for E1/E3						

## Available Bronze Housing

UCT with Ball Valve & Check Valve



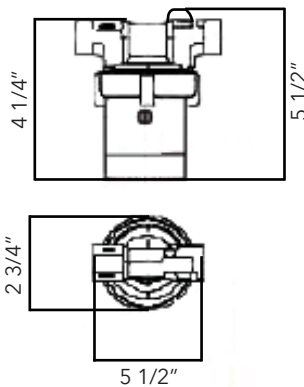
1/2" Threaded



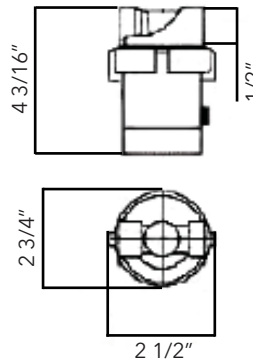
1/2" Sweat



UltraCirc Pump Housing  
(Union with Ball Valve & Check Valve)



Standard Pump Housing  
(Sweat & Threaded)



Xylem Inc.  
2881 East Bayard Street Ext., Suite A  
Seneca Falls, NY 13148  
Phone: (866) 325-4210  
Fax: (888) 322-5877  
[www.xylem.com/goulds](http://www.xylem.com/goulds)

Xylem and Laing Thermotech are trademarks of Xylem Inc. or one of its subsidiaries. Goulds is a registered trademark of ITT Manufacturing Enterprises LLC and is used under license. All other trademarks or registered trademarks are property of their respective owners.

© 2023 Xylem Inc. BR-28D November 2023

Learn more about  
Laing Thermotech Series

