



## iC Heat Pumps



### DRHP15A

Cooling Efficiencies up to: 16 SEER2/11.7 EER2

Heating Efficiencies up to: 8.1 HSPF2

Nominal Sizes: 1 1/2 to 5 Ton [5.28 to 17.6 kW]

Cooling Capacities: 17.1 to 55.5 kBTU [5.0 to 16.3 kW]



*\*Proper sizing and installation of equipment is critical to achieve optimal performance. Split system air conditioners and heat pumps must be matched with appropriate coil components to meet Energy Star. Ask your Contractor for details or visit [www.energystar.gov](http://www.energystar.gov).*

## Table of Contents

Features & Benefits .....	3
Model Number Identification .....	4
General Data/Electrical Data .....	5
Accessories .....	6
Weighted Sound Power .....	6
Unit Dimensions .....	7
Clearances .....	8
Refrigerant Line Size Information .....	9-10
Performance Data .....	11
Limited Warranty .....	12

## Features and Benefits

- **Fully Louvered Steel Cabinet:** Features durable construction to add protection from yard hazards, weather corrosion
- **Two-Stage Scroll Compressor:** Features two speeds (high and low) of cooling and heating, providing more precise temperature control, lower humidity and greater efficiency when compared to single stage compressors
- **7 mm Condenser Copper Coil<sup>1</sup>:** Requires less refrigerant allowing for a smaller and lighter footprint while enhancing reliability
- **Inverted Reversing Valve:** Allows for faster heat transfer with gravity assist shifting and reduced joint stress for increased reliability
- **Easily Accessible Control Box:** Ease of installation and serviceability

<sup>1</sup>Does not apply to the 5 Ton Model

# Heat Pumps

<u>DR</u>	<u>HP</u>	<u>15</u>	<u>A</u>	<u>18</u>	<u>A</u>	<u>J</u>	<u>2</u>	<u>A</u>	<u>N</u>
Brand	Product Category	SEER2	Refrigerant	Capacity	Major Series	Voltage	Type	Region	Controls
W - Durastar	HP - Heat Pump	15 - 15.2 SEER2	A - R410A	18 - 18,000 [5.28 kW] 24 - 24,000 [7.03 kW] 30 - 30,000 [8.79 kW] 36 - 36,000 [10.55 kW] 42 - 42,000 [12.31 kW] 48 - 48,000 [14.07 kW] 60 - 60,000 [17.58 kW]	A - 1st Design	J - 208/230/1/60	2 - 2-Stage	A - All Regions	N - Non-Communicating

[ ] Designates Metric Conversions

AVAILABLE MODELS
DRHP15A18AJ2AN
DRHP15A24AJ2AN
DRHP15A30AJ2AN
DRHP15A36AJ2AN
DRHP15A42AJ2AN
DRHP15A48AJ2AN
DRHP15A60AJ2AN

STANDARD EQUIPMENT
R-410A Refrigerant
Scroll Compressor
Field Installed Filter Drier
Front Seating Service Valves
Internal Pressure Relief Valve
Internal Thermal Overload
Long Line capability
Low Ambient capability with Kit
3-4-5 Expanded Valve Space
Optimized Venturi Airflow
Single row condenser coil
Rust resistant screws
QR code
External gauge ports

<b>General Data</b>							
MODEL NO.	DRHP15A 18AJ2AN1	DRHP15A 24AJ2AN	DRHP15A 30AJ2AN	DRHP15A 36AJ2AN	DRHP15A 42AJ2AN	DRHP15A 48AJ2AN	DRHP15A 60AJ2AN
<b>Nominal Tonnage</b>							
<b>Valve Connections</b>							
Liquid Line O.D. – in.	0.375	0.375	0.375	0.375	0.375	0.375	0.375
Suction Line O.D. – in.	0.75	0.75	0.75	0.75	0.875	0.875	0.875
<b>Refrigerant (R410A) furnished oz.<sup>1</sup></b>	118	118	120	127	143	146	220
<b>Compressor Type</b>	2-stage Scroll						
<b>Outdoor Coil</b>							
Net face area – Outer Coil	10.9	10.9	19.5	21.5	21.5	21.5	32.5
Net face area – Inner Coil	10.5	10.5					
Tube diameter – in.	0.276	0.276	0.276	0.276	0.276	0.276	0.375
Number of rows	2	2	1	1	1	1	1
Fins per inch	22	22	22	22	22	22	20
<b>Outdoor Fan</b>							
Diameter – in.	20	20	24	24	24	24	26
Number of blades	2	2	3	3	3	3	3
Motor hp	1/6	1/6	1/5	1/5	1/5	1/5	1/5
CFM	2582	2582	4077	4206	4206	4206	5106
RPM	1075	1075	850	850	850	850	850
watts	145	145	222	246	246	246	294
<b>Shipping weight – lbs.</b>	183	185	201	229	261	261	316
<b>Operating weight – lbs.</b>	160	162	171	190	221	222	266

<b>Electrical Data</b>							
Line Voltage Data (Volts-Phase-Hz)	208/230-1-60	208/230-1-60	208/230-1-60	208/230-1-60	208/230-1-60	208/230-1-60	208/230-1-60
<b>Maximum overcurrent protection (amps)<sup>2</sup></b>	15	25	30	30	45	45	50
<b>Minimum circuit ampacity<sup>3</sup></b>	11	15	18	20	26	28	31
<b>Compressor</b>							
Rated load amps	8	11	14	15	20	21	24
Locked rotor amps	56	61	87	102	151	0	151
<b>Condenser Fan Motor</b>							
Full load amps	0.75	0.75	1.0	1.0	1.0	1.0	1.0
Locked rotor amps	1.5	1.5	2.56	2.56	2.56	2.56	2.56

<sup>1</sup>Refrigerant charge sufficient for 15 ft. length of refrigerant lines. For longer line set requirements see the installation instructions for information about set length and additional refrigerant charge required.

<sup>2</sup>HACR type circuit breaker or fuse.

<sup>3</sup>Refer to National Electrical Code manual to determine wire, fuse and disconnect size requirements.

## Accessories

MODEL NO.		DRHP15A18	DRHP15A24	DRHP15A30	DRHP15A36	DRHP15A42	DRHP15A48	DRHP15A60
Compressor crankcase heater*		44-17402-44	44-17402-44	44-17402-44	44-17402-44	44-17402-45	44-17402-45	Factory Standard
Low ambient control		RXAD-A08	RXAD-A08	RXAD-A08	RXAD-A08	RXAD-A08	RXAD-A08	RXAD-A08
Compressor sound cover		68-23427-26	68-23427-26	68-23427-26	68-23427-26	68-23427-25	68-23427-25	68-23427-25
Compressor hard start kit		SK-A1	SK-A1	SK-A1	SK-A1	SK-A1	SK-A1	SK-A1
Low pressure control		Factory Standard	Factory Standard	Factory Standard	Factory Standard	Factory Standard	Factory Standard	Factory Standard
High pressure control		Factory Standard	Factory Standard	Factory Standard	Factory Standard	Factory Standard	Factory Standard	Factory Standard
Liquid Line Solenoid (24 VAC, 50/60 Hz)	Solenoid Valve	200RD2T3TVLC	200RD2T3TVLC	200RD2T3TVLC	200RD2T3TVLC	200RD2T3TVLC	200RD3T3TVLC	200RD3T3TVLC
	Solenoid Coil	61-AMG24V	61-AMG24V	61-AMG24V	61-AMG24V	61-AMG24V	61-AMG24V	61-AMG24V
Liquid Line Solenoid (120/240 VAC, 50/60 Hz)	Solenoid Valve	200RD2T3TVLC	200RD2T3TVLC	200RD2T3TVLC	200RD2T3TVLC	200RD2T3TVLC	200RD3T3TVLC	200RD3T3TVLC
	Solenoid Coil	61-AMG120/240V	61-AMG120/240V	61-AMG120/240V	61-AMG120/240V	61-AMG120/240V	61-AMG120/240V	61-AMG120/240V
Classic Top Cap w/Label		91-101123-21	91-101123-21	91-101123-21	91-101123-21	91-101123-21	91-101123-21	91-101123-21

\*Bi-flow kits are required when installing a liquid line solenoid on a heat pump.

## Weighted Sound Power Level (dBA)

UNIT SIZE - VOLTAGE, SERIES	STANDARD RATING (DBA)	TYPICAL OCTAVE BAND SPECTRUM (dBA without tone adjustment)						
		125	250	500	1000	2000	4000	8000
DRHP15A18	73	58.0	58.8	62.0	62.3	59.2	56.6	50.5
DRHP15A24	73	56.6	59.6	62.2	62.1	58.8	55.4	50.8
DRHP15A30	72	48.9	55.3	63.6	61.0	59.1	56.5	48.7
DRHP15A36	74	51.2	56.4	63.1	63.8	60.8	57.4	56.5
DRHP15A42	74	56.8	58.7	65.9	66.2	62.9	59.4	54.2
DRHP15A48	74	57.3	56.6	64.1	64.0	61.1	58.0	56.5
DRHP15A60	74	43.9	55.2	63.4	65.8	61.7	57.9	52.9

**NOTE:** Tested in accordance with AHRI Standard 270-08 (not listed in AHRI)

## Unit Dimensions

MODEL NO.	OPERATING						SHIPPING					
	H (Height)		L (Length)		W (Width)		H (Height)		L (Length)		W (Width)	
	INCHES	mm	INCHES	mm	INCHES	mm	INCHES	mm	INCHES	mm	INCHES	mm
DRHP15A18AJ2AN	25.170	639.32	29.543	750.39	29.543	750.39	27.063	687.39	32.625	828.68	32.625	828.68
DRHP15A24AJ2AN	25.170	639.32	29.543	750.39	29.543	750.39	27.063	687.39	32.625	828.68	32.625	828.68
DRHP15A30AJ2AN	35.170	893.32	33.655	854.84	33.655	854.84	37.063	941.39	36.625	930.28	36.625	930.28
DRHP15A36AJ2AN	39.170	994.92	33.655	854.84	33.655	854.84	41.063	1042.99	36.625	930.28	36.625	930.28
DRHP15A42AJ2AN	39.170	994.92	33.655	854.84	33.655	854.84	41.063	1042.99	36.625	930.28	36.625	930.28
DRHP15A48AJ2AN	39.170	994.92	33.655	854.84	33.655	854.84	41.063	1042.99	36.625	930.28	36.625	930.28
DRHP15A60AJ2AN	51.170	1299.72	35.543	902.79	35.543	902.79	53.063	1347.79	38.625	981.08	38.625	981.08

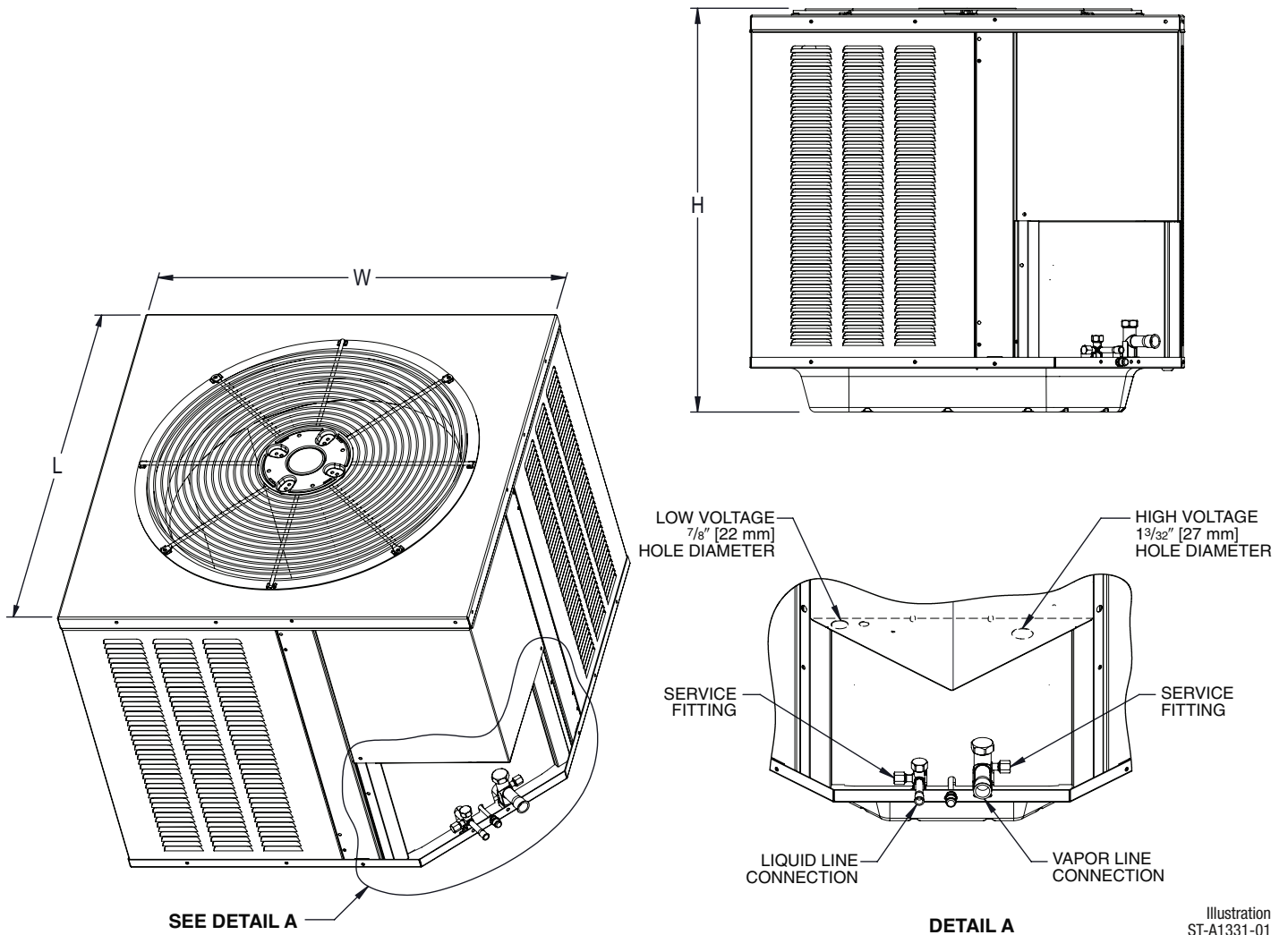
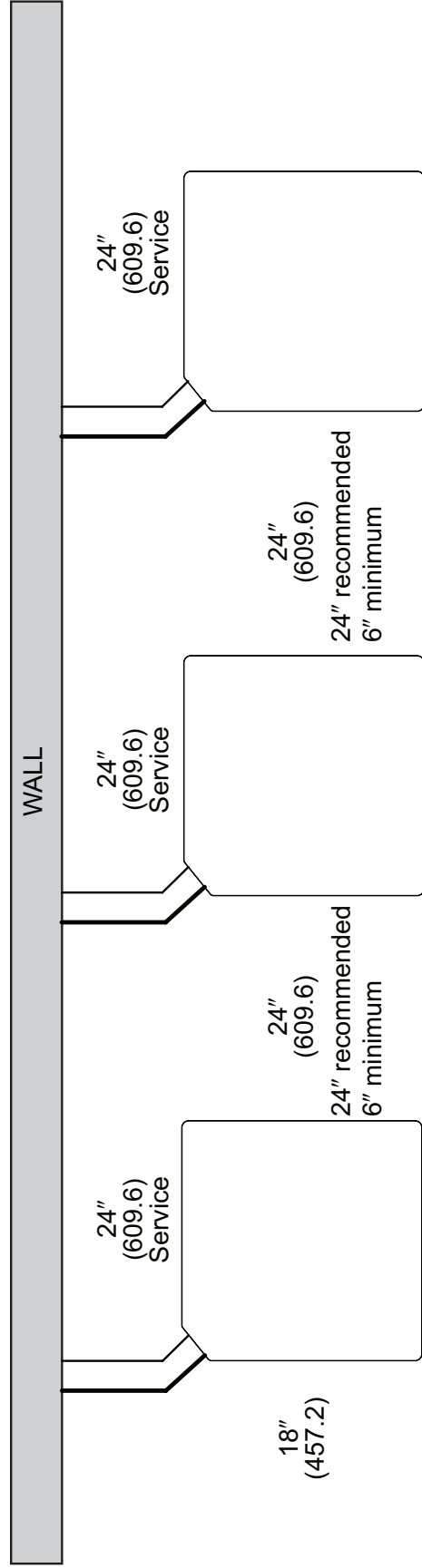
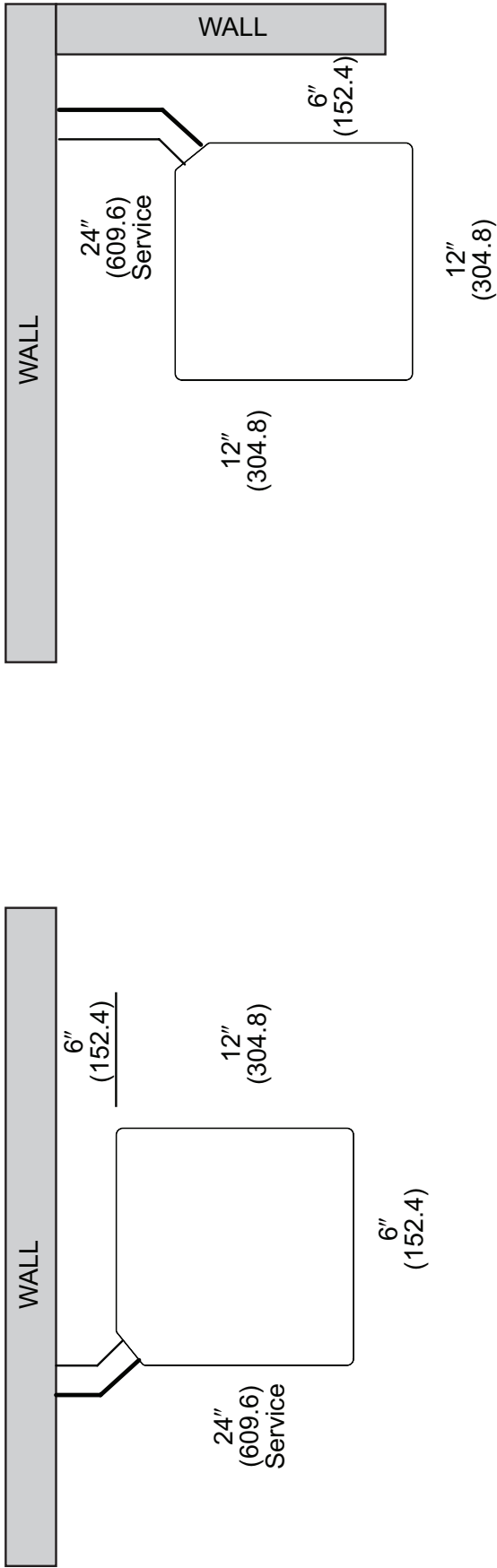


Illustration  
ST-A1331-01  
Rev. 10-20-2022

[ ] Designates Metric Conversions

# CLEARANCES



**NOTE: NUMBERS IN ( ) = mm**

**IMPORTANT:** When installing multiple units in an alcove, roof well or partially enclosed area, ensure there is adequate ventilation to prevent re-circulation of discharge air.



## Refrigerant Line Size Information

SINGLE- AND TWO-STAGE HEAT PUMPS									
UNIT SIZE	LIQUID LINE SIZE	SUCTION LINE SIZE	OUTDOOR UNIT ABOVE OR BELOW INDOOR UNIT						
			EQUIVALENT LENGTH (FEET)						
			0-15	16-25	26-50	51-80	81-100	101-125	126-150
			MAXIMUM VERTICAL SEPARATION/CAPACITY MULTIPLIER						
1.5 Ton	1/4"	1/2"	15 / 1	25 / 0.99	50 / 0.98	75 / 0.97	60 / 0.94	40 / 0.93	20 / 0.91
	5/16"	1/2"	15 / 1	25 / 0.99	50 / 0.98	80 / 0.97	100 / 0.94	110 / 0.93	115 / 0.91
	3/8"	1/2"	15 / 1	25 / 1	50 / 0.99	80 / 0.97	100 / 0.97	115 / 0.96	115 / 0.95
	1/4"	5/8"	15 / 1	25 / 1	50 / 0.99	75 / 0.99	60 / 0.98	40 / 0.98	20 / 0.98
	5/16"	5/8"	15 / 1	25 / 1	50 / 0.99	80 / 0.99	100 / 0.98	110 / 0.98	115 / 0.98
	3/8"	5/8"	15 / 1	25 / 1	50 / 1	80 / 0.99	100 / 0.99	115 / 0.99	115 / 0.98
	1/4"	3/4"	15 / 1	25 / 1	50 / 1	75 / 0.99	60 / 0.99	40 / 0.99	20 / 0.99
	5/16"	3/4"	15 / 1	25 / 1	50 / 1	80 / 0.99	100 / 0.99	110 / 0.99	115 / 0.99
2 Ton	1/4"	5/8"	15 / 1	25 / 0.99	50 / 0.99	40 / 0.98	15 / 0.97	0 / 0.96	0 / 0.95
	5/16"	5/8"	15 / 1	25 / 0.99	50 / 0.99	80 / 0.98	100 / 0.97	95 / 0.96	85 / 0.95
	3/8"	5/8"	15 / 1	25 / 1	50 / 0.99	80 / 0.98	100 / 0.97	100 / 0.96	95 / 0.95
	1/4"	3/4"	15 / 1	25 / 1	50 / 0.99	40 / 0.99	15 / 0.99	0 / 0.99	0 / 0.98
	5/16"	3/4"	15 / 1	25 / 1	50 / 0.99	80 / 0.99	100 / 0.99	95 / 0.99	85 / 0.98
	3/8"	3/4"	15 / 1	25 / 1	50 / 1	80 / 0.99	100 / 0.99	100 / 0.99	95 / 0.98
2.5 Ton	1/4"	5/8"	15 / 1	25 / 0.99	50 / 0.98	0 / 0.97	0 / 0.96	0 / 0.94	0 / 0.93
	5/16"	5/8"	15 / 1	25 / 0.99	50 / 0.98	80 / 0.97	85 / 0.96	75 / 0.94	60 / 0.93
	3/8"	5/8"	15 / 1	25 / 0.99	50 / 0.98	80 / 0.97	95 / 0.96	90 / 0.94	85 / 0.93
	1/4"	3/4"	15 / 1	25 / 1	50 / 0.99	0 / 0.99	0 / 0.98	0 / 0.98	0 / 0.97
	5/16"	3/4"	15 / 1	25 / 1	50 / 0.99	80 / 0.99	85 / 0.98	75 / 0.98	60 / 0.97
	3/8"	3/4"	15 / 1	25 / 1	50 / 0.99	80 / 0.99	95 / 0.98	90 / 0.98	85 / 0.97
3 Ton	5/16"	5/8"	15 / 1	25 / 0.99	50 / 0.97	75 / 0.95	65 / 0.94	45 / 0.92	30 / 0.9
	5/16"	3/4"	15 / 1	25 / 1	50 / 0.99	75 / 0.98	65 / 0.98	45 / 0.97	30 / 0.96
	3/8"	5/8"	15 / 1	25 / 0.99	50 / 0.97	80 / 0.95	85 / 0.94	80 / 0.92	75 / 0.9
	3/8"	3/4"	15 / 1	25 / 1	50 / 0.99	80 / 0.98	85 / 0.98	80 / 0.97	75 / 0.96
	3/8"	7/8"	15 / 1	25 / 1	50 / 1	80 / 0.99	85 / 0.99	80 / 0.99	75 / 0.98
	1/2"	3/4"	15 / 1	25 / 1	50 / 0.99	80 / 0.98	100 / 0.98	125 / 0.97	130 / 0.96
	1/2"	7/8"	15 / 1	25 / 1	50 / 0.99	80 / 0.99	100 / 0.99	125 / 0.99	130 / 0.99
3.5 Ton	3/8"	3/4"	15 / 1	25 / 0.99	50 / 0.98	80 / 0.97	80 / 0.97	70 / 0.96	65 / 0.95
	3/8"	7/8"	15 / 1	25 / 1	50 / 0.99	80 / 0.99	80 / 0.99	70 / 0.98	65 / 0.98
	1/2"	3/4"	15 / 1	25 / 0.99	50 / 0.98	80 / 0.97	100 / 0.97	125 / 0.96	125 / 0.94
	1/2"	7/8"	15 / 1	25 / 0.99	50 / 0.98	80 / 0.97	100 / 0.97	125 / 0.96	125 / 0.94
4 Ton	3/8"	3/4"	15 / 1	25 / 0.99	50 / 0.98	75 / 0.97	70 / 0.96	60 / 0.95	50 / 0.94
	3/8"	7/8"	15 / 1	25 / 1	50 / 0.99	75 / 0.99	70 / 0.98	60 / 0.98	50 / 0.97
	1/2"	3/4"	15 / 1	25 / 0.99	50 / 0.98	80 / 0.97	100 / 0.96	125 / 0.95	125 / 0.94
	1/2"	7/8"	15 / 1	25 / 1	50 / 0.99	80 / 0.99	100 / 0.98	125 / 0.98	125 / 0.97
5 Ton	3/8"	3/4"	15 / 1	25 / 0.99	50 / 0.97	65 / 0.95	45 / 0.94	30 / 0.92	15 / 0.9
	3/8"	7/8"	15 / 1	25 / 0.99	50 / 0.99	65 / 0.98	45 / 0.97	30 / 0.96	15 / 0.96
	1/2"	3/4"	15 / 0.99	25 / 0.99	50 / 0.97	80 / 0.95	100 / 0.94	120 / 0.92	115 / 0.9
	1/2"	7/8"	15 / 1	25 / 0.99	50 / 0.99	80 / 0.98	100 / 0.97	120 / 0.96	115 / 0.96

**NOTES:**

- 1) Maximum Equivalent Line Length may not exceed 250'
- 2) Maximum Actual Line Length may not exceed 200'
- 3) Light Grey shaded areas are considered long line and may require accessories as recommended in Long Line Set Guide
- 4) **DO NOT** use suction line traps in the suction riser as this adds additional unwanted pressure drop in the system

## Refrigerant Line Size Information (Con't.)

SINGLE- AND TWO-STAGE HEAT PUMPS									
UNIT SIZE	LIQUID LINE SIZE	SUCTION LINE SIZE	OUTDOOR UNIT ABOVE OR BELOW INDOOR UNIT						
			EQUIVALENT LENGTH (METERS)						
			0-5	5.5-8	8.5-15	15.5-24	24.5-30	30.5-38	38.5-46
			MAXIMUM VERTICAL SEPARATION/CAPACITY MULTIPLIER						
1.5 Ton	1/4"	1/2"	5 / 1	8 / 0.99	15 / 0.98	23 / 0.97	18 / 0.94	12 / 0.93	6 / 0.91
	5/16"	1/2"	5 / 1	8 / 0.99	15 / 0.98	24 / 0.97	30 / 0.94	34 / 0.93	35 / 0.91
	3/8"	1/2"	5 / 1	8 / 1	15 / 0.99	24 / 0.97	30 / 0.97	35 / 0.96	35 / 0.95
	1/4"	5/8"	5 / 1	8 / 1	15 / 0.99	23 / 0.99	18 / 0.98	12 / 0.98	6 / 0.98
	5/16"	5/8"	5 / 1	8 / 1	15 / 0.99	24 / 0.99	30 / 0.98	34 / 0.98	35 / 0.98
	3/8"	5/8"	5 / 1	8 / 1	15 / 1	24 / 0.99	30 / 0.99	35 / 0.99	35 / 0.98
	1/4"	3/4"	5 / 1	8 / 1	15 / 1	23 / 0.99	18 / 0.99	12 / 0.99	6 / 0.99
	5/16"	3/4"	5 / 1	8 / 1	15 / 1	24 / 0.99	30 / 0.99	34 / 0.99	35 / 0.99
2 Ton	1/4"	5/8"	5 / 1	8 / 0.99	15 / 0.99	12 / 0.98	5 / 0.97	0 / 0.96	0 / 0.95
	5/16"	5/8"	5 / 1	8 / 0.99	15 / 0.99	24 / 0.98	30 / 0.97	29 / 0.96	26 / 0.95
	3/8"	5/8"	5 / 1	8 / 1	15 / 0.99	24 / 0.98	30 / 0.97	30 / 0.96	29 / 0.95
	1/4"	3/4"	5 / 1	8 / 1	15 / 0.99	12 / 0.99	5 / 0.99	0 / 0.99	0 / 0.98
	5/16"	3/4"	5 / 1	8 / 1	15 / 0.99	24 / 0.99	30 / 0.99	29 / 0.99	26 / 0.98
	3/8"	3/4"	5 / 1	8 / 1	15 / 1	24 / 0.99	30 / 0.99	30 / 0.99	29 / 0.98
2.5 Ton	1/4"	5/8"	5 / 1	8 / 0.99	15 / 0.98	0 / 0.97	0 / 0.96	0 / 0.94	0 / 0.93
	5/16"	5/8"	5 / 1	8 / 0.99	15 / 0.98	24 / 0.97	26 / 0.96	23 / 0.94	18 / 0.93
	3/8"	5/8"	5 / 1	8 / 0.99	15 / 0.98	24 / 0.97	29 / 0.96	27 / 0.94	26 / 0.93
	1/4"	3/4"	5 / 1	8 / 1	15 / 0.99	0 / 0.99	0 / 0.98	0 / 0.98	0 / 0.97
	5/16"	3/4"	5 / 1	8 / 1	15 / 0.99	24 / 0.99	26 / 0.98	23 / 0.98	18 / 0.97
	3/8"	3/4"	5 / 1	8 / 1	15 / 0.99	24 / 0.99	29 / 0.98	27 / 0.98	26 / 0.97
3 Ton	5/16"	5/8"	5 / 1	8 / 0.99	15 / 0.97	23 / 0.95	20 / 0.94	14 / 0.92	9 / 0.9
	5/16"	3/4"	5 / 1	8 / 1	15 / 0.99	23 / 0.98	20 / 0.98	14 / 0.97	9 / 0.96
	3/8"	5/8"	5 / 1	8 / 0.99	15 / 0.97	24 / 0.95	26 / 0.94	24 / 0.92	23 / 0.9
	3/8"	3/4"	5 / 1	8 / 1	15 / 0.99	24 / 0.98	26 / 0.98	24 / 0.97	23 / 0.96
	3/8"	7/8"	5 / 1	8 / 1	15 / 1	24 / 0.99	26 / 0.99	24 / 0.99	23 / 0.98
	1/2"	3/4"	5 / 1	8 / 1	15 / 0.99	23 / 0.98	30 / 0.98	38 / 0.97	40 / 0.96
	1/2"	7/8"	5 / 1	8 / 1	15 / 0.99	23 / 0.99	30 / 0.99	38 / 0.99	40 / 0.99
3.5 Ton	3/8"	3/4"	5 / 1	8 / 0.99	15 / 0.98	24 / 0.97	24 / 0.97	21 / 0.96	20 / 0.95
	3/8"	7/8"	5 / 1	8 / 1	15 / 0.99	24 / 0.99	24 / 0.99	21 / 0.98	20 / 0.98
	1/2"	3/4"	5 / 1	8 / 0.99	15 / 0.98	23 / 0.97	30 / 0.97	38 / 0.96	38 / 0.94
	1/2"	7/8"	5 / 1	8 / 0.99	15 / 0.98	23 / 0.97	30 / 0.97	38 / 0.96	38 / 0.94
4 Ton	3/8"	3/4"	5 / 1	8 / 0.99	15 / 0.98	23 / 0.97	21 / 0.96	18 / 0.95	15 / 0.94
	3/8"	7/8"	5 / 1	8 / 1	15 / 0.99	23 / 0.99	21 / 0.98	18 / 0.98	15 / 0.97
	1/2"	3/4"	5 / 1	8 / 0.99	15 / 0.98	23 / 0.97	30 / 0.96	38 / 0.95	38 / 0.94
	1/2"	7/8"	5 / 1	8 / 1	15 / 0.99	23 / 0.99	30 / 0.98	38 / 0.98	38 / 0.97
5 Ton	3/8"	3/4"	5 / 1	8 / 0.99	15 / 0.97	20 / 0.95	14 / 0.94	9 / 0.92	5 / 0.9
	3/8"	7/8"	5 / 1	8 / 0.99	15 / 0.99	20 / 0.98	14 / 0.97	9 / 0.96	5 / 0.96
	1/2"	3/4"	5 / 0.99	8 / 0.99	15 / 0.97	23 / 0.95	30 / 0.94	37 / 0.92	35 / 0.9
	1/2"	7/8"	5 / 1	8 / 0.99	15 / 0.99	23 / 0.98	30 / 0.97	37 / 0.96	35 / 0.96

**NOTES:**

- 1) Maximum Equivalent Line Length may not exceed 76 Meters
- 2) Maximum Actual Line Length may not exceed 61 Meters
- 3) Light Grey shaded areas are considered long line and may require accessories as recommended in Long Line Set Guide
- 4) **DO NOT** use suction line traps in the suction riser as this adds additional unwanted pressure drop in the system

## Performance Data @ AHRI Standard Conditions – Cooling

DESIGNATED TESTED COMBINATION (DTC)												
OUTDOOR UNIT	AIR HANDLER	TOTAL CAPACITY BTU/H [kW]	NET SENSIBLE BTU/H [kW]	NET LATENT BTU/H [kW]	SEER2	EER2	INDOOR CFM [L/S]	47 DEGREE HEATING CAPACITY BTU/H [KW]	47 DEGREE COP	17 DEGREE HEATING CAPACITY BTU/H [KW]	17 DEGREE COP	REGION IV HSPF2
DRHP15A18AJ2AN	DRAH2TA2417ASTNN	17,100 [5.0]	13,100 [3.8]	4,000 [1.2]	15.2	11.7	625 [295.0]	17,100 [5.0]	3.87	11,600 [3.4]	2.60	7.8
DRHP15A24AJ2AN	DRAH2TA2417ASTNN	22,800 [6.7]	17,400 [5.1]	5,400 [1.6]	15.2	11.7	775 [365.8]	22,600 [6.6]	3.88	15,600 [4.6]	2.80	7.8
DRHP15A30AJ2AN	DRAH2TA3617ASTNN	28,400 [8.3]	21,800 [6.4]	6,600 [1.9]	15.2	11.7	900 [424.8]	28,400 [8.3]	3.62	19,700 [5.8]	2.60	7.8
DRHP15A36AJ2AN	DRAH2TA3617ASTNN	34,200 [10.0]	26,200 [7.7]	8,000 [2.3]	15.2	11.7	1,050 [495.5]	34,200 [10.0]	3.62	24,400 [7.2]	2.70	7.8
DRHP15A42AJ2AN	DRAH2TA4821ASTNN	40,000 [11.7]	30,500 [8.9]	9,500 [2.8]	15.2	11.7	1,325 [625.3]	39,500 [11.6]	3.95	28,200 [8.3]	2.90	7.8
DRHP15A48AJ2AN	DRAH2TA4821ASTNN	45,500 [13.3]	35,000 [10.3]	10,500 [3.1]	15.2	11.7	1,450 [684.3]	45,000 [13.2]	3.92	33,200 [9.7]	2.90	7.8
DRHP15A60AJ2AN	DRAH2TA6024ASTNN	57,000 [16.7]	43,500 [12.7]	13,500 [4.0]	15.2	11.7	1,800 [849.5]	57,000 [16.7]	4.04	42,500 [12.5]	3.00	7.8

**NOTE:** This data includes DTC (Designated Test Combination) ratings and is for reference purposes only. A full listing of official ratings and system match-ups, along with downloadable certificates, can be accessed from the AHRI website: [www.ahridirectory.org](http://www.ahridirectory.org).

[ ] Designates Metric Conversions



**GENERAL TERMS OF LIMITED WARRANTY\***

Durastar will furnish a replacement for any part of this product which fails in normal use and service within the applicable period stated, in accordance with the terms of the limited warranty.

Parts ..... Five (5) Years

**\*For complete details of the Limited and Conditional Warranties, including applicable terms and conditions, contact your local contractor or the Manufacturer for a copy of the product warranty certificate.**

**Before proceeding with installation, refer to installation instructions packaged with each model, as well as complying with all Federal, State, Provincial, and Local codes, regulations, and practices.**



*"In keeping with its policy of continuous progress and product improvement, Durastar reserves the right to make changes without notice."*