

## SPECIFICATIONS

### Certifications/Qualifications

ADA Compliant	No
Prop65	Yes
Location Rating	Damp
	<a href="http://kichler.com/warranty">kichler.com/warranty</a>

### Dimensions

Height	24"
Width	5.5"
Height From Center Of Wall Opening (Spec Sheet)	2.75"
Extension	4.25"
Weight	3.76 LBS
Canopy Width	5.5"
Canopy Depth	1"

### Electrical

Input Voltage	120 V
---------------	-------

### Light Source

Light Source	Bulb
Lamp Included	Not Included
# Of Bulbs/LED Modules	2
Max Or Nominal Watt	60 W
Lamp Type	T10
Socket Type	E26 (Medium)
Dimmable	Yes

### Mounting/Installation

Interior/Exterior	Interior Product
Mounting Weight	1.5 LBS
Lead Wire Length	6
Wire Connectors	Wire Nuts

## FIXTURE ATTRIBUTES





### Housing/Glass

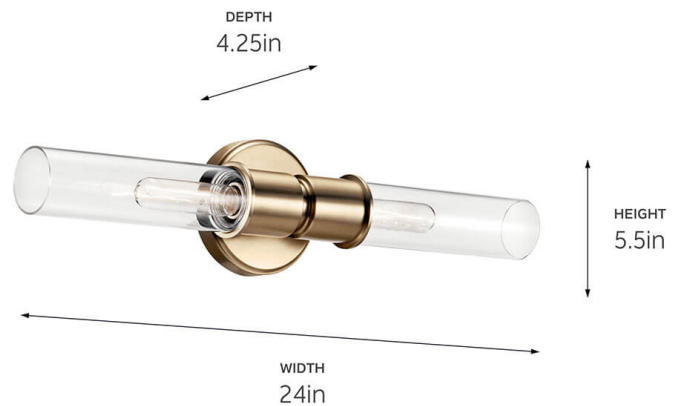
Primary Material	Steel
Shade Included	No
Shade Dimensions	2.75 DIA

### Product/Ordering Information

Sku	52654CPZ
Finish	Champagne Bronze™
UPC	783927044783

### Finishes

-  Black
-  Brushed Nickel
-  Champagne Bronze™
-  Polished Nickel



## ALSO IN THIS FAMILY



52653BK



52653CPZ



52653NI



52653PN