EVERFLOW™

Premier PVF & Specialty Products

CONSOLIDATED CATALOG



95

Product Categories

EVERFLOW™



Many ProductsYou Can Trust From A Single Source.

The Complete Package.

We understand our customers demanding needs.



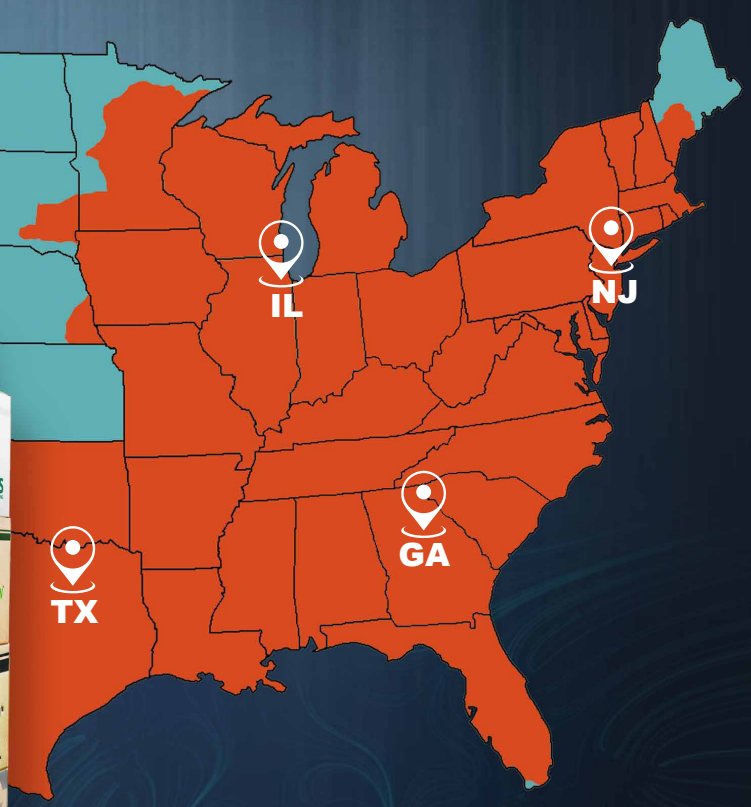

Our 4 distribution centers strategically located across North America allow our customers quicker access to our inventory. Customer pickups available at all facilities.

95
Product Categories Available

85%
Of The USA In 1-2 Day Delivery

20 Hours
Daily Operation
Enabling Orders to Get Out Fast

EVERFLOW™

everflowsupplies.com | 908.436.1100

NEW ITEMS

EVERFLOW®

INTRODUCING

STAINLESS STEEL

VALVES, FITTINGS & NIPPLES

THREADED FITTINGS
STAINLESS STEEL 304/316
HEAVY PATTERN 150#



THREADED NIPPLES
STAINLESS STEEL
304/316



STAINLESS STEEL VALVES
304/316



For more info and to place an order contact the Everflow Sales Team.

sales@everflowsupplies.com · 908-436-1100 · fax: 908-436-1162

GRAB BARS



CAST IRON DRAINAGE

- CLOSET FLANGES
- CLEANOUTS
- SHOWER DRAINS & MORE.



EVERFLOW™

TOILET GASKET RINGS



RSP™ INDUSTRIES

AUGERS & PLUNGERS



Press Brass Stiffener Insert

Press Brass Stiffener Insert

Fits into the end of standard 3/4"copper baseboard tubing.

Reinforce thin wall copper tubingfor press connection on baseboard radiators.



Dielectric Press Unions

PRESS DIELECTRIC UNIONS

Reduce corrosion where two dissimilar metals are joined. Creates a positive seal and complete isolation between tubing and pipe ends. Ideal for both residential & commercial applications.

Features

- **Now Available for Press Connections**
- **Stocked 1/2" - 2"**
- **Lead Free Compliant**
- **Press end conforms to IAPMO PS117**



Mini Thermal Expansion Tank

FLEXTRON®

Mini Thermal EXPANSION TANK

For Potable Hot Water Systems

Prevents Potential Damage & Extends Heater Life.



Expansion Tank Valves

EXPANSION TANK SERVICE VALVE



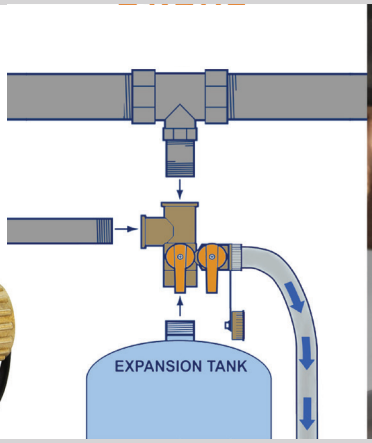



NEW ITEMS

2023

SHOWER PAN LINER

PVC Shower Pan Liner
40 Mil Thickness





Shower Pan Liner

WATER METER VALVE KEYS

Heavy Duty Rebar Shaft & Handle

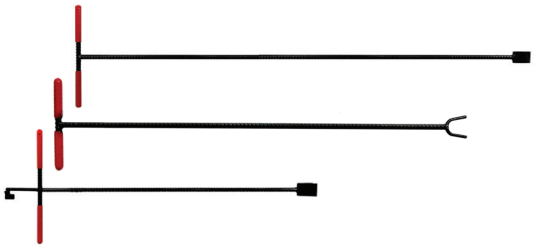



Water Meter Valve Keys

EVERFLOW™ FLANGE GASKETS & BOLTS

Rubber & Non-Asbestos
Gasket & Bolt Sets



Flange Gaskets & Bolts

EVERFLOW™

Commercial & Residential
TOILET SEATS
Wood & Plastic



Toilet Seats

Flexible Couplings

EVERCONNECT™

Featuring

- Flexible Couplings
- Fill Test Cap
- Multi-tite Gasket



Stainless Steel Hose Clamps

EVERCONNECT™ STAINLESS STEEL HOSE CLAMPS

Available in Sizes
SAE 4 to SAE 104

300 GRADE STAINLESS STEEL



Pipe Insulation

FLEXCRAFT®

PE PIPE INSULATION
CLOSED-CELL PE FOAM

- Available in Semi-Slit & Self-Seal versions
- Stocked in a full range of IDs & thicknesses



Tub Spouts

TUB SPOUTS

Featuring

- Diverter & Non Diverter Spouts



NEW ITEMS

2023

Tubular Protection Wraps

FLEXCRAFT®

SOFT GUARD

FLEXIBLE UNDERSINK PIPING COVER KIT

UNIVERSAL FIT FOR 1½" & 1¼" P-TRAPS
DURABLE /EASY TO CLEAN WHITE PVC



Access Panels & Cover

EVERFLOW™

PLASTIC ACCESS PANELS

- Hinged & Removable Door Panel
- High Impact Styrene

CLEANOUT COVER PLATE

- Hinged & Removable Door Panel
- High Impact Styrene



CPVC Brass Valves & Adapters

CPVC BRASS

VALVES & ADAPTERS

new innovation

CPVC to Press Adapters provide the easiest and most convenient way to connect CPVC and copper press piping systems.

Features

- CPVC x CPVC & CPVC x Press
- Lead Free



Stove Knob Protectors

Touch SHIELD

STOVE KNOB PROTECTION
KEEP CHILDREN SAFE
5 PACK
STKN5





Pushlock Push x Street Adapter



Pipe Repair Clamps

PIPE REPAIR CLAMPS

Makes quick repairs to holes, leaks, splits, breaks and cracks in pipes. For use on a variety of water and waste line applications.



Features

- Plated lug, carriage bolts and nuts for corrosion protection
- Stainless steel clamp with NBR gaskets for up to 180°F working temperature
- For use with Rigid Copper, PVC, Galvanized, and Iron Pipe

Press x Comp Adapter



Test Caps

TEST CAPS

Features

- White PVC material
- Available 1-1/2" to 4"
- Pressure test up to 15 PSI



NEW ITEMS

CPVC Hammer Arresters

High Grade CPVC Body
Water Hammer Arresters
Type AA Mini Arresters

ASTM F1960 EXPANSION PEX
ASTM F1807 CRIMP PEX
CPVC



Kitchen & Bath Faucets



Cesspool & Fresh Air Plates

CESSPOOL PLATES & FRESH AIR PLATES

Featuring

- Galvanized Finish
- Cesspool Plates Available 6" - 12"



Compact Supply Stops

COMPACT SUPPLY STOPS

Featuring

- Compact Ball Style Design
- Quarter Turn For Easy Shutoff



EVERFLOW®
SHOWER PAN LINER



NEW



PVC Shower Pan Liner

40 Mil Thickness

- Ready-To-Use Waterproofing Membrane
- For Tile Showers or Other Waterproofing Applications
- Marked in 6” Increments for Easy Measuring
- Made Of Durable 40 Mil Flexible PVC
- Rolled to Prevent Creases in the Liner
- IAPMO Listed to ASTM D4551

PART #	SIZE	DESCRIPTION	EACH	PALLET
SPL450-40R	4’ x 50’ Roll	PVC Shower Pan Liner	1 Roll	20
SPL540-40R	5’ x 40’ Roll	PVC Shower Pan Liner	1 Roll	20
SPL650-40R	6’ x 50’ Roll	PVC Shower Pan Liner	1 Roll	20

For more information contact:
sales@everflowsupplies.com | 908.436.1100

EVERFLOW™

REUSS™

BALDOR™

FAUCET & BATH
Collection



Click to browse our complete faucet and bath catalog.

CLICK HERE

GASKET & BOLT KITS

Rubber Gaskets & Non-Asbestos Gaskets

150# Red SBR Blend
150# Blue



GASKETS MADE IN USA
OF DOMESTIC & IMPORTED MATERIAL

Full Faced Rubber Gasket

150# Red SBR Rubber • 1/8" Thick

Gaskets meet ASTM D1330
Bolts & Nuts meet ASTM A307A & A563



	GASKET ONLY	Sold in Pack Qty's		BOLT / NUT & GASKET KIT			
SIZE	PART #	PACK	CASE	KIT PART#	BOLTS	BOLT SIZE	CASE
1-1/2"	**FGF0112R**	10	120	**FGF0112R-B**	4	1/2" x 2-1/2"	24
2"	**FGF02R**	10	120	**FGF02R-B**	4	5/8" x 2-1/2"	24
2-1/2"	**FGF0212R**	10	80	**FGF0212R-B**	4	5/8" x 2-3/4"	24
3"	**FGF03R**	10	80	**FGF03R-B**	4	5/8" x 3"	24
4"	**FGF04R**	10	100	**FGF04R-B**	8	5/8" x 3"	12
5"	**FGF05R**	10	100	**FGF05R-B**	8	3/4" x 3"	12
6"	**FGF06R**	10	120	**FGF06R-B**	8	3/4" x 3-1/4"	12
8"	**FGF08R**	5	140	**FGF08R-B**	8	3/4" x 3-1/2"	11
10"	**FGF10R**	5	60	**FGF10R-B**	12	7/8" x 3-3/4"	4
12"	**FGF12R**	5	60	**FGF12R-B**	12	7/8" x 4"	7

Ring Rubber Gasket

150# Red SBR Rubber • 1/8" Thick

Meets ASTM D1330
Bolts & Nuts meet ASTM A307A & A563



	GASKET ONLY*	Sold in Pack Qty's		BOLT / NUT & GASKET KIT			
SIZE	PART #	PACK	CASE	KIT PART#	BOLTS	BOLT SIZE	CASE
1-1/2"	**FGR0112R**	10	200	**FGR0112R-B**	4	1/2" x 2-1/2"	24
2"	**FGR02R**	10	200	**FGR02R-B**	4	5/8" x 2-1/2"	24
2-1/2"	**FGR0212R**	10	200	**FGR0212R-B**	4	5/8" x 2-3/4"	24
3"	**FGR03R**	10	160	**FGR03R-B**	4	5/8" x 3"	24
4"	**FGR04R**	10	80	**FGR04R-B**	8	5/8" x 3"	24
5"	**FGR05R**	10	80	**FGR05R-B**	8	3/4" x 3"	12
6"	**FGR06R**	10	80	**FGR06R-B**	8	3/4" x 3-1/4"	12
8"	**FGR08R**	5	120	**FGR08R-B**	8	3/4" x 3-1/2"	12
10"	**FGR10R**	5	140	**FGR10R-B**	12	7/8" x 3-3/4"	11
12"	**FGR12R**	5	60	**FGR12R-B**	12	7/8" x 4"	4

Full Faced Non-Asbestos Gasket

150# Blue • 1/16" Thick

Meets ASTM F152
Bolts & Nuts meet ASTM A307A & A563



	GASKET ONLY	Sold in Pack Qty's		BOLT / NUT & GASKET KIT			
SIZE	PART #	PACK	CASE	KIT PART#	BOLTS	BOLT SIZE	CASE
1-1/2"	**FGF0112NA**	10	240	**FGF0112NA-B**	4	1/2" x 2-1/2"	24
2"	**FGF02NA**	10	240	**FGF02NA-B**	4	5/8" x 2-1/2"	24
2-1/2"	**FGF0212NA**	10	160	**FGF0212NA-B**	4	5/8" x 2-3/4"	24
3"	**FGF03NA**	10	160	**FGF03NA-B**	4	5/8" x 3"	24
4"	**FGF04NA**	10	200	**FGF04NA-B**	8	5/8" x 3"	12
5"	**FGF05NA**	10	200	**FGF05NA-B**	8	3/4" x 3"	12
6"	**FGF06NA**	10	240	**FGF06NA-B**	8	3/4" x 3-1/4"	12
8"	**FGF08NA**	5	280	**FGF08NA-B**	8	3/4" x 3-1/2"	11
10"	**FGF10NA**	5	120	**FGF10NA-B**	12	7/8" x 3-3/4"	4
12"	**FGF12NA**	5	120	**FGF12NA-B**	12	7/8" x 4"	N/A

Ring Non-Asbestos w/ Bolts

150# Blue • 1/16" Thick

Meets ASTM F152
Bolts & Nuts meet ASTM A307A & A563



	GASKET ONLY	Sold in Pack Qty's		BOLT / NUT & GASKET KIT			
SIZE	PART #	PACK	CASE	KIT PART#	BOLTS	BOLT SIZE	CASE
1-1/2"	**FGR0112NA**	10	400	**FGR0112NA-B**	4	1/2" x 2-1/2"	24
2"	**FGR02NA**	10	400	**FGR02NA-B**	4	5/8" x 2-1/2"	24
2-1/2"	**FGR0212NA**	10	400	**FGR0212NA-B**	4	5/8" x 2-3/4"	24
3"	**FGR03NA**	10	320	**FGR03NA-B**	4	5/8" x 3"	24
4"	**FGR04NA**	10	160	**FGR04NA-B**	8	5/8" x 3"	24
5"	**FGR05NA**	10	160	**FGR05NA-B**	8	3/4" x 3"	12
6"	**FGR06NA**	10	160	**FGR06NA-B**	8	3/4" x 3-1/4"	12
8"	**FGR08NA**	5	240	**FGR08NA-B**	8	3/4" x 3-1/2"	12
10"	**FGR10NA**	5	280	**FGR10NA-B**	12	7/8" x 3-3/4"	11
12"	**FGR12NA**	5	120	**FGR12NA-B**	12	7/8" x 4"	4

FLANGE BOLT KITS

Rubber Square-Pack

150# SBR Rubber - 1/8” Thick

Sold in pack quantities



PART#	SIZE	INNER	MASTER
FGS618R	6” x 6”	10	120
FGS1218R	12" x 12”	5	60

Bolt & Nut Kit

Zinc Plated A307A Hex bolts & A563 Hex nuts



PART#	SIZE	BOLTS	BOLT SIZE	CASE
FGNB112-S	1-1/2"	4	1/2” x 2-1/2”	24
FGNB02-S	2"	4	5/8” x 2-1/2”	24
FGNB03-S	2-1/2” / 3”	4	5/8” x 3”	24
FGNB04-S	4”	8	5/8” x 3”	24
FGNB06-S	5” / 6”	8	3/4” x 3-1/4”	30
FGNB08-S	8”	8	3/4” x 3-1/2”	30
FGNB22-S	10 / 12”	12	7/8” x 4”	7

Butterfly Lug Kit

Zinc Plated A307A Hex bolts



PART#	SIZE	BOLTS	BOLT SIZE	CASE
FGL02-S	2"	8	5/8” x 1-1/4”	24
FGL03-S	2-1/2’ / 3”	8	5/8” x 1-1/2”	24
FGL04-S	4”	16	5/8” x 1-3/4”	24
FGL06-S	5” / 6”	16	3/4” x 2”	30
FGL08-S	8”	16	3/4” x 2-1/4”	30
FGL10-S	10”	24	7/8” x 2-1/4”	7
FGL12-S	12”	24	7/8” x 2-1/2”	7

Stud & Nut Kit

A193 B7 studs & A194 2H Hex nuts



PART#	SIZE	BOLTS	BOLT SIZE	CASE
FGNS112-S	1-1/2"	4	1/2” x 2-3/4”	24
FGNS02-S	2"	4	5/8” x 3-1/4”	24
FGNS03-S	2-1/2 / 3”	4	5/8” x 3-1/2”	24
FGNS04-S	4”	8	5/8” x 3-1/2”	24
FGNS06-S	5” / 6”	8	3/4” x 4”	30
FGNS08-S	8”	8	3/4” x 4-1/4”	30
FGNS22-S	10” / 12”	12	7/8” x 4-3/4”	7

FLEXTRON®

NEW

Mini Thermal EXPANSION TANK

For Potable Hot Water Systems

Prevents Potential Damage & Extends Heater Life.



- Pre-set to 50 PSI
- Max Pressure 145 PSI
- Max Temp 210°F
- Connection: 1/2" MIP
- Certified to NSF/ANSI/CAN 61 & ANSI Z1088

The Flextron Mini Expansion Tank provides maximum protection for Tankless or Point of Use Water Heaters with a storage capacity of 2 Gallons or less. Protects against thermal expansion and excess pressure.

Product Features

- High grade 304 stainless steel body
- Can be installed in any orientation
- For indoor and outdoor use
- Adjustable pressure settings
- Meets local codes

PART#	DESCRIPTION	INNER	MASTER
E-FTT1	SS Mini Thermal Expansion Tank	1	40

For more information contact:
sales@everflowsupplies.com | 908.436.1100

EVERFLOW™

FLEXCRAFT®

SOFT GUARD

FLEXIBLE UNDERSINK PIPING COVER KIT

UNIVERSAL FIT FOR 1½" & 1¼" P-TRAPS
DURABLE /EASY TO CLEAN WHITE PVC

WRAP -AND- SNAP



SOFT GUARD Tubular Protection Wraps

Soft Under Sink Protectors ▪ Universal Fit ▪ White

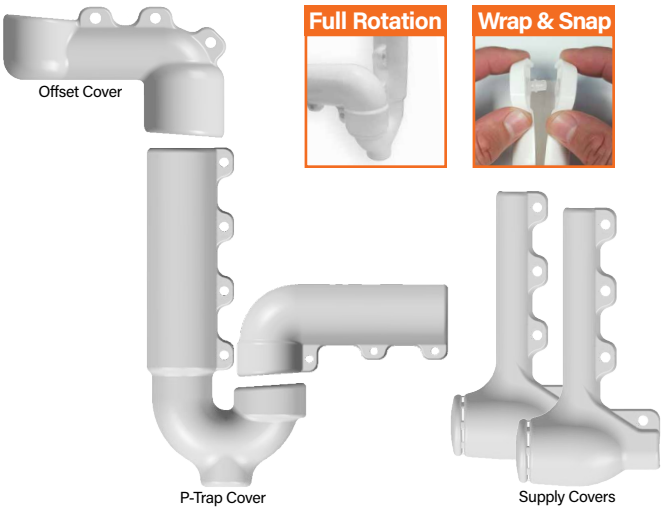

- Fits all Cast Brass, Tubular Brass, PVC Sch 40 or Tubular P-Traps
- Durable and Easy to Clean UV Inhibited Molded PVC Material
- Accommodates the Full Rotation of all Styles of P-Traps
- Easy & Secure Wrap and Snap Closure System
- Can Be Cut To Size For Perfect Fit
- Models Available to Fit Supply Lines
- Complies with IAPMO PS-54 and ASME A112.18.9 Standards
- Complies with ASTM G21 Anti-Fungal and Anti-Microbial
- ADA Compliant 4.19.4

PART #	SIZE / DESCRIPTION	INNER	MASTER
ADA330	P-Trap & 2 Valve Supply Covers	1	12
ADA340	P-Trap , 2 Valve Supply Covers , Offset Cover	1	12
ADA310	P-Trap Cover	1	20
ADA320	2 Valve Supply Covers	1	20
ADA350	Offset Cover	1	25

EVERFLOW®

PLUMBING

SUPPLY | DRAINAGE | SPECIALTIES

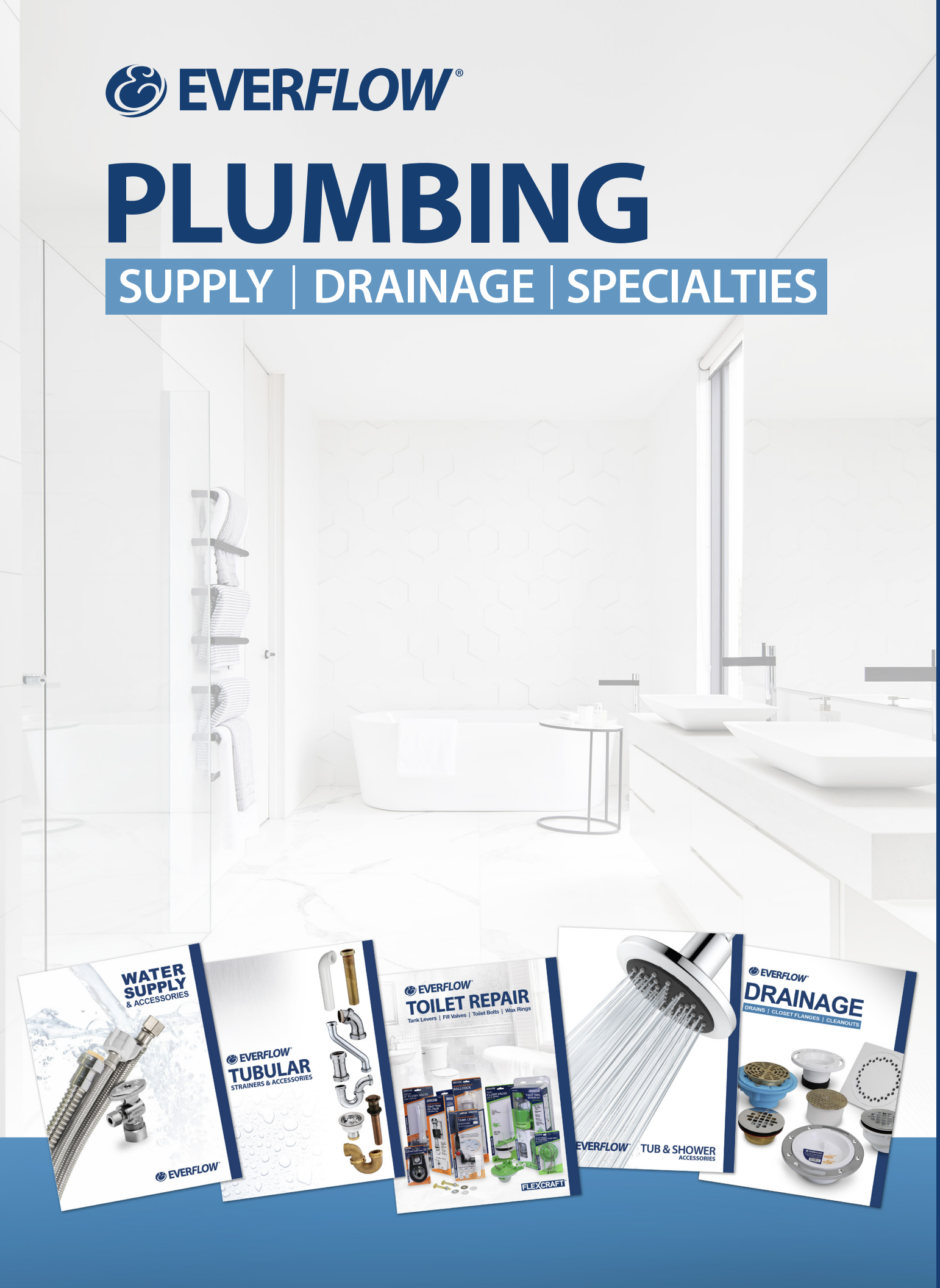

CATALOG

Table of Contents

Supply Boxes	4
Water Supply	24
Tubular & Strainers	44
Tub & Shower	73
Drainange	86
Toilet Install & Repair	101
Toilet Seats	110
Pipe Prep & Tools	120

EVERFLOW™

SUPPLY BOXES

WASHING MACHINE | ICEMAKER

GAS SUPPLY | AIR ADMITTANCE



CenterBOX™
Washing Machine Outlet Box

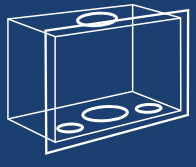

FlexBOX™
Dual Drain Washing Machine Box

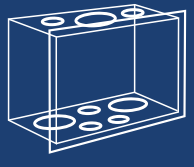

UniBox™
Universal Supply Box

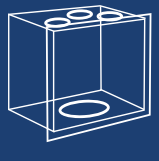

EVERFLOW™

SUPPLY OUTLET BOXES

WASHING MACHINE | ICEMAKER | GAS SUPPLY | AIR ADMITTANCE

Everflow offers a complete line of outlet boxes and accesories for a broad variety of installation options. The Everflow CenterBox, FlexBox, and UniBox are designed and engineered to have mounting flexibility and durabilty. Boxes can be fliped to the desired layout for a quick, secure and quality installation. All Everflow outlet boxes and valves comply with ASME A112.18.1 & ASSE 1010 Standards.



Strong, durable, and easy to install.

EVERFLOW™ WASHING MACHINE BOX DESIGN OPTIONS GUIDE

Everflow offers a complete line of Washing Machine Outlet Boxes and Valve Connections for your installation needs. See the following pages for additional details on all the components.

WASHING MACHINE OUTLET BOXES

CenterBOX



FlexBOX



UniBox

INTERLOCKING BOX SYSTEM



VALVE TYPES

STANDARD VALVES





HAMMER ARRESTER VALVES





ICEMAKER VALVES





VALVE CONNECTIONS

½" SWEAT



½" CPVC



½" PEX F1807



½" PEX F1960



½" PRESS



½" PUSH-FIT



sales@everflowsupplies.com · 908-436-1100 · fax: 908-436-1162

EVERFLOW™ Premier PVF & Specialty Products

EVERFLOW™

CenterBOX

Washing Machine Oultlet Box

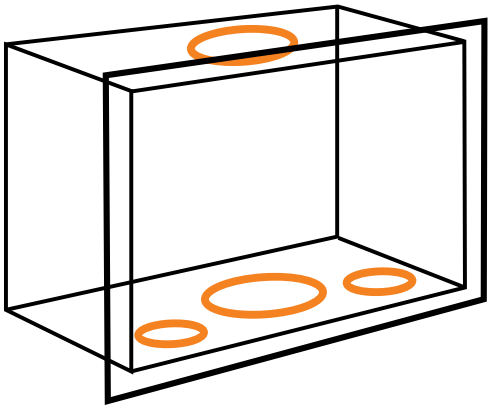



EXCLUSIVE PRESS CONNECT NOW AVAILABLE

Optional / Sold Seperately

Features

1. Extra sturdy one piece box
2. Forward mounting valves gives easy access for on off/operation
3. Top & bottom center drain knock outs both compatible with clip-on dual drainage funnel
4. Optional drain funnel allows for dual drainage of washing machine and condensation line
5. Box can be flipped for top mount valves
6. Raised drip guard contains potential leaks down the drain
7. Raised lip test cap allows for easy easy knock out removal
8. 4 integrated mounting tabs for stud mounting with optional clip on brackets
9. Available in 12 valve options

Installation Options



Standard bottom Mounted Valves



Inverted Top Mounted Valves



Mounted Valves w/ Clip-On Dual Drain Funnel

Connection Options



WASHING MACHINE BOXES

CenterBOX
Washing Machine Oultlet Box

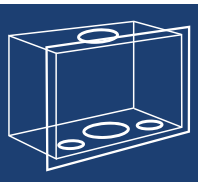

Center Outlet Washing Machine Box

One Piece Box w/ Faceplate • Durable ABS Box • 12 Valve Options



- Box can be flipped for top mount valves/center drain option
- Top & bottom center knock outs compatible with clip-on dual drain funnel
- Raised lip test caps allow for easy removal
- Raised drip guard
- 2.3" box depth. Adjustable faceplate allows up to 1" wall thickness

Center Outlet Washing Machine Box

Includes: 2 valves & nuts, faceplate and 2 mounting brackets

PART #	ENDS	DESCRIPTION	CASE	PALLET
SB300-T	Sweat/MIP	Center Outlet Washing Machine Box - Valves Installed	10	440
SB300-C	CPVC	Center Outlet Washing Machine Box - Valves Installed	10	440
SB300-P	F1807 PEX	Center Outlet Washing Machine Box - Valves Installed	10	440
SB300-F	F1960 PEX	Center Outlet Washing Machine Box - Valves Installed	10	440
SB300-U	Push-Fit	Center Outlet Washing Machine Box - Valves Installed	10	440
SB300-R	Press	Center Outlet Washing Machine Box - Valves Installed	10	440



Center Outlet Washing Machine Box w/Hammer Arresters

Includes: 2 valves & nuts, faceplate and 2 mounting brackets

PART #	ENDS	DESCRIPTION	CASE	PALLET
SB300-TH	Sweat/MIP	Center Outlet Box w/ Hammer Arrester	10	440
SB300-CH	CPVC	Center Outlet Box w/ Hammer Arrester	10	440
SB300-PH	F1807 PEX	Center Outlet Box w/ Hammer Arrester	10	440
SB300-FH	F1960 PEX	Center Outlet Box w/ Hammer Arrester	10	440
SB300-UH	Push-Fit	Center Outlet Box w/ Hammer Arrester	10	440
SB300-RH	Press	Center Outlet Box w/ Hammer Arrester	10	440



Center Outlet Box Parts & Accessories

PART #	DESCRIPTION	CASE	PALLET
SB300	Centerbox Center Outlet Washing Machine Box w/ Faceplate	10	440
SB300-1	CenterBox Faceplate	50	-
SB300-2	CenterBox Mounting Brackets	100	-
SB300-3	Valve Nuts For Outlet Box	100	-

Condensate Drain Funnel Attachment

- Clip-On Dual Drainage Funnel
- Compatible with center knock outs of CenterBox & UniBox
- Allows condensation line & washing mashine line discharge from single drain

PART #	DESCRIPTION	INNER	MASTER
546FUN	Condensate Drain Funnel	1	100

EVERFLOW™

FlexBOX™

Dual Drain Washing Machine Box

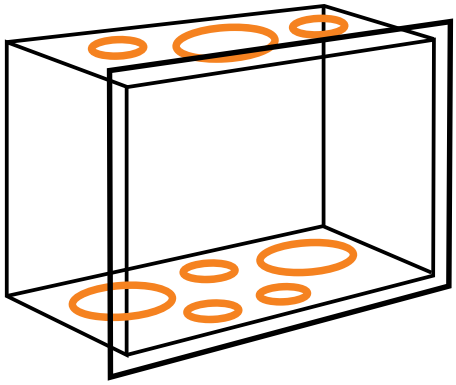



Features

1. Full size spacious & sturdy box
2. 8 knock outs for flexible mounting options
3. Raised grip guard sends leaks down the drain
4. Forward mounting valves gives easy access for on off operation
5. Dual drain allows for drain on either side of valves or dual washer & condensate line
6. Box can be flipped over and used as center drain
7. Optional clip-on dual valve shut-off handle allows for easy single-turn on/off of both valves
8. 4 integrated mounting tabs for stud mounting with optional clip on brackets
9. Available in 12 valve options

Installation Options


Valves Center Right Drain


Valves Center Left Drain


Valves Center Dual Drain Washer & Condensate


Valves Top Center Drain


Valves Bottom Center Drain


Valves Left Right Drain


Valves Right Left Drain


Dual Valves & Drain For 2 Washing Machines

Connection Options



WASHING MACHINE BOXES

FlexBOX™
Dual Drain Washing Machine Box

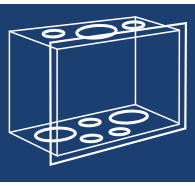

Flexbox Dual Drain Washing Machine Box

Pre-assembled w/ Valves Center or Unassembled • Durable ABS Box • 12 Valve Options



- Dual drain knockouts allow for right/left or dual drain option
- Unassembled boxes allow for maximum installation configurations
- Box can be flipped for top mount valves
- 3" box depth. Adjustable faceplate allows up to 1" wall thickness

Flexbox Dual Outlet Box

Includes: 2 valves & nuts, faceplate and 2 mounting brackets

ASSEMBLED PART #	UNASSEMBLED PART #	ENDS	DESCRIPTION	CASE	PALLET
SB200-T	SB201-T	Sweat/MIP	Dual Outlet Box	12	480
SB200-C	SB201-C	CPVC	Dual Outlet Box	12	480
SB200-P	SB201-P	F1807 PEX	Dual Outlet Box	12	480
SB200-F	SB201-F	F1960 PEX	Dual Outlet Box	12	480
SB200-U	SB201-U	Push-Fit	Dual Outlet Box	12	480
SB200-R	SB201-R	Press	Dual Outlet Box	12	480



Flexbox Dual Outlet Box w/ Hammer Arresters

Includes: 2 valves & nuts, faceplate, 2 mounting brackets, and dual valve handle

ASSEMBLED PART #	UNASSEMBLED PART #	ENDS	DESCRIPTION	CASE	PALLET
SB200-TH	SB201-TH	Sweat/MIP	Dual Outlet Box w/Hammer Arrester	12	480
SB200-CH	SB201-CH	CPVC	Dual Outlet Box w/Hammer Arrester	12	480
SB200-PH	SB201-PH	F1807 PEX	Dual Outlet Box w/Hammer Arrester	12	480
SB200-FH	SB201-FH	F1960 PEX	Dual Outlet Box w/Hammer Arrester	12	480
SB200-UH	SB201-UH	Push-Fit	Dual Outlet Box w/Hammer Arrester	12	480
SB200-RH	SB201-RH	Press	Dual Outlet Box w/Hammer Arrester	12	480



Flexbox Dual Outlet Box Parts & Accessories

PART #	DESCRIPTION	CASE	PALLET
SB210	FlexBox Multi-Option Dual Outlet Box No Valves	12	480
SB200-1	FlexBox Faceplate	50	-
SB210-2	FlexBox Mounting Brackets	100	-



Dual Valve Shut-Off Handle

- Optional center clip-on allows for shutting off both valves with one quarter turn
- Fits easily on to hot and cold valve handles

PART #	DESCRIPTION	INNER	MASTER
546HAN	Plastic Dual Valve Shut-Off Handle	1	400

EVERFLOW™

UniBox™

Universal Supply Box



Optional / Sold Seperately

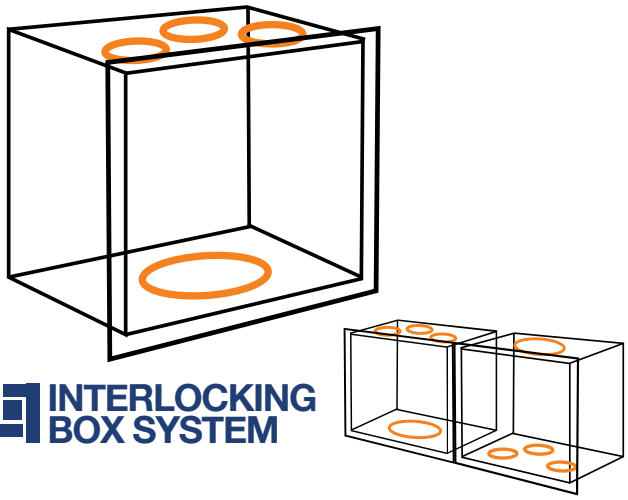

INTERLOCKING BOX SYSTEM

Features

1. Universal multi-purpose compact box
2. 4 optional knockouts for a variety of supply and drain applications
3. Interlocking box system allows connection of multiple boxes together
4. Optional condensation funnel clips over washing machine discharge hose
5. Raised grip guard sends leaks down the drain
6. Box can be flipped over and used as center drain
7. 4 integrated mounting tabs for stud mounting with optional clip on brackets
8. Available in 12 valve options

Individual Box Installation Options


Valves Right & Left Top Center Drain


Valves Right & Left Top Center Washer & Condensate Drain


Valves Right & Left Bottom


Washer & Condensate Drain


Center Drain


Icemaker Supply


Gas Supply


Air Admittance

Connection Options



EVERFLOW™

UniBox™

Universal Supply Box

INTERLOCKING BOX SYSTEM

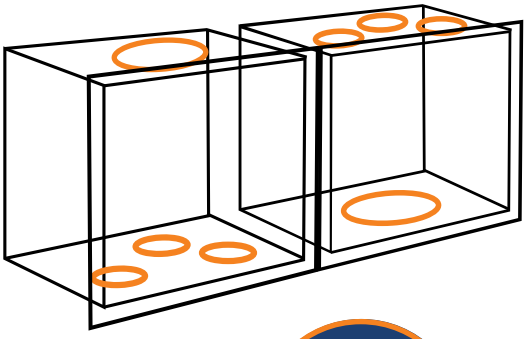





Interlocking Box Clip



Condensation Funnel
Optional / Sold Seperately



Dual Valve Shut-Off Handle

Multiple Box Installation Options



Dual Boxes
Flush Inbetween Studs



Dual Boxes
Inbetween Studs



Valves Top Box
Drain Bottom Box



Dual Boxes
Over the Center of Stud



Tripple Boxes
Center Drain

WASHING MACHINE BOXES

UniBox™
Universal Supply Box

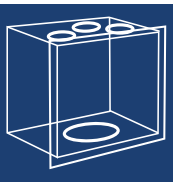

Unibox Compact Washing Machine Box

Durable ABS Box • 12 Valve Options









- Universal multi-purpose compact box
- Box can be flipped for top mount valves
- 3" box depth. adjustable faceplate allows up to 1" wall thickness

Unibox Double Interlocking Box

Includes: 2 boxes, 2 valves & nuts, faceplates, mounting brackets and interlocking center clip

PART #	ENDS	DESCRIPTION	CASE	PALLET
SB120-T	Sweat/MIP	Unibox Double Interlocking Washing Machine Box	10	440
SB120-C	CPVC	Unibox Double Interlocking Washing Machine Box	10	440
SB120-P	F1807 PEX	Unibox Double Interlocking Washing Machine Box	10	440
SB120-F	F1960 PEX	Unibox Double Interlocking Washing Machine Box	10	440
SB120-U	Push-Fit	Unibox Double Interlocking Washing Machine Box	10	440
SB120-R	Press	Unibox Double Interlocking Washing Machine Box	10	440

Unibox Double Interlocking Box w/ Hammer Arrester

Includes: 2 boxes, 2 valves & nuts, faceplates, mounting brackets, interlocking center clip & dual valve handle

PART #	ENDS	DESCRIPTION	CASE	PALLET
SB120-TH	Sweat/MIP	Unibox Double Interlocking Box w/ Hammer Arrestor	10	440
SB120-CH	CPVC	Unibox Double Interlocking Box w/ Hammer Arrestor	10	440
SB120-PH	F1807 PEX	Unibox Double Interlocking Box w/ Hammer Arrestor	10	440
SB120-FH	F1960 PEX	Unibox Double Interlocking Box w/ Hammer Arrestor	10	440
SB120-UH	Push-Fit	Unibox Double Interlocking Box w/ Hammer Arrestor	10	440
SB120-RH	Press	Unibox Double Interlocking Box w/ Hammer Arrestor	10	440

Unibox Single Compact Box

Includes: 2 valves & nuts, faceplate, mounting brackets and interlocking center clip

PART #	ENDS	DESCRIPTION	CASE	PALLET
SB110-T	Sweat/MIP	Unibox Washing Machine Box		880
SB110-C	CPVC	Unibox Washing Machine Box	20	880
SB110-P	F1807 PEX	Unibox Washing Machine Box	20	880
SB110-F	F1960 PEX	Unibox Washing Machine Box	20	880
SB110-U	Push-Fit	Unibox Washing Machine Box	20	880
SB110-R	Press	Unibox Washing Machine Box	20	880

Unibox Single Compact Box w/ Hammer Arresters

Includes: 2 valves & nuts, faceplates, mounting brackets, interlocking center clip & dual valve handle

PART #	ENDS	DESCRIPTION	CASE	PALLET
SB110-TH	Sweat/MIP	Unibox Washing Machine Box w/ Hammer Arrestor	20	880
SB110-CH	CPVC	Unibox Washing Machine Box w/ Hammer Arrestor	20	880
SB110-PH	F1807 PEX	Unibox Washing Machine Box w/ Hammer Arrestor	20	880
SB110-FH	F1960 PEX	Unibox Washing Machine Box w/ Hammer Arrestor	20	880
SB110-UH	Push-Fit	Unibox Washing Machine Box w/ Hammer Arrestor	20	880
SB110-RH	Press	Unibox Washing Machine Box w/ Hammer Arrestor	20	880

WASHING MACHINE BOXES

UniBox™
Universal Supply Box

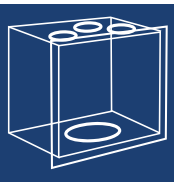

UniBox Icemaker Outlet Box

Durable ABS Box • Brass Valve











- Provides safe water supply for ice maker and water dispenser
- 1/4 inch OD Compression outlet with quarter turn brass ball valve
- 3" box depth. adjustable faceplate allows up to 1" wall thickness

UniBox Icemaker Outlet Box

Includes: Valve & nut, faceplate, mounting brackets and interlocking center clip

PART #	ENDS	DESCRIPTION	CASE	PALLET
SB100-T	Sweat/MIP	Icemaker Outlet Box	20	880
SB100-C	CPVC	Icemaker Outlet Box	20	880
SB100-P	F1807 PEX	Icemaker Outlet Box	20	880
SB100-F	F1960 PEX	Icemaker Outlet Box	20	880
SB100-U	Push-Fit	Icemaker Outlet Box	20	880
SB100-R	Press	Icemaker Outlet Box	20	880

UniBox Icemaker Outlet Box w/ Hammer Arrester

Includes: Valve & nut, faceplate, mounting brackets and interlocking center clip

PART #	ENDS	DESCRIPTION	CASE	PALLET
SB100-TH	Sweat/MIP	Icemaker Outlet Box With Hammer	20	880
SB100-CH	CPVC	Icemaker Outlet Box With Hammer	20	880
SB100-PH	F1807 PEX	Icemaker Outlet Box With Hammer	20	880
SB100-FH	F1960 PEX	Icemaker Outlet Box With Hammer	20	880
SB100-UH	Push-Fit	Icemaker Outlet Box With Hammer	20	880
SB100-RH	Press	Icemaker Outlet Box With Hammer	20	880

UniBox Parts & Accessories

PART #	DESCRIPTION	CASE	PALLET
SB100	Unibox Multi-Purpose Inlet / Oulet Box	20	880
SB100-1	UniBox Square Faceplate	50	-
SB100-2	Unibox Round Faceplate	50	-
SB100-3	Unibox 2 Mounting Brackets & Interlocking Center Clip	100	-
SB100-6	Unibox Valve Nuts & Spacer	100	-

Dual Valve Quick Shut-Off Handle

PART #	DESCRIPTION	INNER	MASTER
546HAN	Plastic Dual Valve Quick Shut-Off Handle	1	400

Condensate Drain Funnel Attachment

PART #	DESCRIPTION	INNER	MASTER
546FUN	Condensate Drain Funnel	1	100

AIR ADMITTANCE VALVES

UniBox™
Universal Supply Box

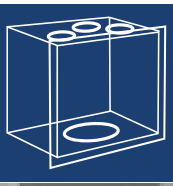



Air Admittance Valves can be placed in the wall during new construction or renovations. With the Everflow AAV you can get the job done efficiently and easily in a custom design.

Unibox Air Admittance Valve Box

AAV Included • Durable ABS Box w/ Louvered Faceplate





- Includes 160 DFU Branch / 24 DFU Stack AAV w/ 2" - 1-1/2" PVC Adapter
- Box compatible with **UniBox™** interlocking supply box system
- 4 Intergrated mounting tabs for stud mount w/ additional clip on brackets included
- Optional round louvered faceplate available

Unibox Air Admittance Valve Kit

Includes: Box, AAV, PVC Adapter, Louvered Faceplate, & 2 Mounting Brackets

PART #	DESCRIPTION	CASE	PALLET
SB100AAV	AAV Box Kit w/ AAV & PVC Adapter	20	880

UniBox Replacement Faceplates

PART #	DESCRIPTION	INNER	MASTER
SB100-5	Unibox Square Louvered Faceplate	1	50
SB100-4	Unibox Round Louvered Faceplate	1	50

* SEE OUR AAV BROCHURE FOR MORE INFO ON AIR ADMITTANCE VALVES



GAS VALVES

UniBox™
Universal Supply Box



UniBox gas valve outlet box provides a finished look for a visible gas appliance hookup with easy, secure, and accessible operation.

UniBox Gas Valve Outlet Box

Quarter Turn • MIP Connection • Durable ABS Box



- Chrome plated
- Available in 1/2" and 3/4" MIP connection
- Includes valve cap plug
- CSA certification to ANSI Z21.15-1997 / CGA 9.1-M97
- Can be used with CSST or iron pipe gas piping systems

Gas Valve Box Kit

PART #	ENDS	DESCRIPTION	INNER	MASTER
SB150-G12	MIP	Gas Valve Outlet Box 1/2" MIP Square Faceplate	20	880
SB150-G34	MIP	Gas Valve Outlet Box 3/4" MIP Square Faceplate	20	880



UniBox Parts & Accessories

PART #	DESCRIPTION	INNER	MASTER
SB100-1	UniBox Square Faceplate	1	50
SB100-2	Unibox Round Faceplate	1	50

SUPPLY BOX VALVES

Washing Machine Valve

Available In 6 Valve End Types • 1/2" Inlet • Fits All Standard Outlet Boxes





- Brass Body
- 1/4 Turn Handle
- Certified to NSF61 and ANSI A112.18.1

Washing Machine Valves

RED PART #	BLUE PART #	ENDS	DESCRIPTION	INNER	MASTER
540T	**541T**	Sweat/MIP	1/4 Turn Washing Machine Valve Top Handle	10	100
540C	**541C**	CPVC	1/4 Turn Washing Machine Valve Top Handle	10	100
540P	**541P**	F1807 PEX	1/4 Turn Washing Machine Valve Top Handle	10	100
540F	**541F**	F1960 PEX	1/4 Turn Washing Machine Valve Top Handle	10	100
540U	**541U**	Push-Fit	1/4 Turn Washing Machine Valve Top Handle	10	100
540R	**541R**	Press	1/4 Turn Washing Machine Valve Top Handle	10	100

Washing Machine Valves With Hammer Arrester

RED PART #	BLUE PART #	ENDS	DESCRIPTION	INNER	MASTER
540TH	**541TH**	Sweat/MIP	1/4 Turn Washing Machine Valve w/ Hammer	5	50
540CH	**541CH**	CPVC	1/4 Turn Washing Machine Valve w/ Hammer	5	50
540PH	**541PH**	F1807 PEX	1/4 Turn Washing Machine Valve w/ Hammer	5	50
540FH	**541FH**	F1960 PEX	1/4 Turn Washing Machine Valve w/ Hammer	5	50
540UH	**541UH**	Push-Fit	1/4 Turn Washing Machine Valve w/ Hammer	5	50
540RH	**541RH**	Press	1/4 Turn Washing Machine Valve w/ Hammer	5	50

Ice Maker Valve

Available In 6 Valve End Types • 1/2" Inlet • Fits All Standard Outlet Boxes





- Brass Body
- 1/4 Turn Handle
- Lead Free
- Certified to NSF61/372 and ANSI A112.18.1

Ice Maker Valve

PART #	ENDS	DESCRIPTION	INNER	MASTER
545T	Sweat/MIP	White 1/4 Turn Icemaker Valve	10	100
545C	CPVC	White 1/4 Turn Icemaker Valve	10	100
545P	F1807 PEX	White 1/4 Turn Icemaker Valve	10	100
545F	F1960 PEX	White 1/4 Turn Icemaker Valve	10	100
545U	Push-Fit	White 1/4 Turn Icemaker Valve	10	100
545R	Press	White 1/4 Turn Icemaker Valve	10	100

Ice Maker Valve With Hammer Arrester

PART #	ENDS	DESCRIPTION	INNER	MASTER
545TH	Sweat/MIP	White 1/4 Turn Icemaker Valve With Hammer	5	50
545CH	CPVC	White 1/4 Turn Icemaker Valve With Hammer	5	50
545PH	F1807 PEX	White 1/4 Turn Icemaker Valve With Hammer	5	50
545FH	F1960 PEX	White 1/4 Turn Icemaker Valve With Hammer	5	50
545UH	Push-Fit	White 1/4 Turn Icemaker Valve With Hammer	5	50
545RH	Press	White 1/4 Turn Icemaker Valve With Hammer	5	50

WALL MOUNT SUPPLY VALVES

Wall Mount Dual Washing Machine Valve

Single Handle • Ball Valve Design • High Quality Brass Construction





- Ideal for exposed direct wall mounting without outlet box
- Single on/off lever controls hot and cold water simultaneously
- 1/2" sweat inlet
- Resists rust and corrosion

PART #	ENDS	DESCRIPTION	INNER	MASTER
WMV12	Sweat	Dual Single Handle Washing Machine Valve	1	24

EXCLUSIVE

PRESS CONNECT

NOW AVAILABLE





Saved Time and Money

Press Connection significantly reduces labor time and costs. Connect valve in a fraction of the time that it takes to weld or solder. Plus, significantly less training required.

Secure and Durable

Press Connection is as strong as a welded and soldered connection.

Safer Installation

Eliminates potential fire and injuries associated with welding and soldering.

EVERFLOW™
Premier PVF & Specialty Products

Sales & Support

Everflow Supplies Inc.
Carteret NJ 07008
T: 908.436.1100
F:908.436.1162
sales@everflowsupplies.com

Distribution

Northeast Region
100 Middlesex Ave.
Carteret, NJ 07008

Southeast Region
12101 Harland Dr.
Covington, GA 30014

Midwest Region
150 S. Fairbank St.
Addison, Illinois 60101

South / West Region
2300 E. Bardin Rd.
Arlington, Texas 76018

www.everflowsupplies.com

See our Water Supply catalog for a variety of rubber and braided washing machine hoses.

everflowsupplies.com



EVERFLOW™

UniVent

AIR ADMITTANCE VALVES



360° AIR FLOW

IAPMO

NSF DWV

UP TO 500 DFUs

EVERFLOW UniVent Air Admittance Valves

What is an Air Admittance Valve (AAV):

An AAV is a one-way valve designed to allow air flow into DWV (drain, waste & vent) systems, while preventing unpleasant odors and sewer gases from escaping into building. It eliminates need for multiple roof penetration for venting.

PERFORMANCE

When negative pressure is created in the system, the resulting suction power raises the membrane in the valve and thus admits air into the system. The valve then promptly closes as membrane falls, preventing the diffusion of odors.

360° AIR FLOW



CLOSED

With neutral and positive pressure in the system, the AAV closes and prevents sewage odors from escaping into your living space.

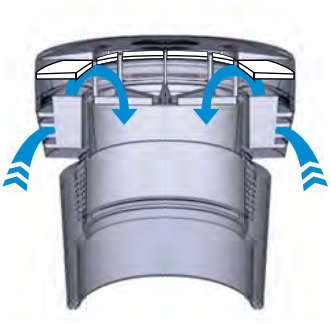

OPENED

When negative pressure occurs in the system, the AAV lifts the membrane allowing fresh air to flow into the system and balance the pressure.

APPLICATIONS

Air Admittance Valves (AAV's) are designed for use in a variety of drainage applications in a home or building. It eliminates need for multiple roof penetration for venting, while allowing air flow into DWV (drain, waste & vent) systems.



UNDER SINK



IN ATTIC



BEHIND WALL

MAX DFU's

Pipe Size	Max DFUs on Stack	Max DFUs on Branch
1-1/2"	8 DFU	3 DFU
2"	24 DFU	6 DFU
3"	72 DFU	20 DFU
4"	500 DFU	160 DFU

This is a general guide. Consult local plumbing code.

APPROVALS

- ASTM D2665/F409
- International Plumbing Code (IPC) 2012
- International Residential Code (IRC) 2012
- Uniform Plumbing Code (UPC) 2012

EVERFLOW UniVent Air Admittance Valves

AAV Air Admittance Valves

Available With PVC Adapter • High Grade Impact Resistant Design



- Can be used as an individual, branch, circuit or stack vent
- 360 degree airflow for improved performance
- Patented Design
- For residential or commercial use

AAV - No Adapter

PART #	DESCRIPTION	CASE
AAV112	1-1/2" Male Threaded 20 DFU Branch / 8 DFU Stack AAV	80

AAV - With PVC Adapter

PART #	DESCRIPTION	CASE
AAV112P	1-1/2" PVC Adapter 20 DFU Branch / 8 DFU Stack AAV	80
AAV1122P	2" - 1-1/2" PVC Adapter 160 DFU Branch / 24 DFU Stack AAV	64



Jumbo AAV - No Adapter

PART #	DESCRIPTION	MASTER
AAV23	2" Male Threaded 160 DFU Branch / 72 DFU Stack Jumbo AAV	48
AAV34	3" Male Threaded 160 DFU Branch / 500 DFU Stack Jumbo AAV	48

Jumbo AAV - With PVC Adapter

PART #	DESCRIPTION	MASTER
AAV23P	2" PVC Adapter 160 DFU Branch / 72 DFU Stack Jumbo AAV	48
AAV34P	3" PVC Adapter 160 DFU Branch / 500 DFU Stack Jumbo AAV	48

Unibox Air Admittance Valve Box

AAV Included • Durable ABS Box w/ Louvered Faceplate





- Includes 160 DFU Branch / 24 DFU Stack AAV w/ 2" - 1-1/2" PVC Adapter
- Box compatible with **UniBox™** interlocking supply box system
- 4 Intergrated mounting tabs for stud mount w/ additional clip on brackets included
- Optional round louvered faceplate available

Unibox Air Admittance Valve Kit

Includes: Box, AAV, PVC Adapter, Louvered Faceplate, & 2 Mounting Brackets

PART #	DESCRIPTION	CASE	PALLET
SB100AAV	AAV Box Kit w/ AAV & PVC Adapter	20	880

UniBox Replacement Faceplates

PART #	DESCRIPTION	INNER	MASTER
SB100-5	Unibox Square Louvered Faceplate	1	50
SB100-4	Unibox Round Louvered Faceplate	1	50



EVERFLOW™ UniVent

AIR ADMITTANCE VALVES

Sales & Support

Everflow Supplies Inc.

T: 908.436.1100

F: 908.436.1162

sales@everflowsupplies.com

www.everflowsupplies.com

WATER SUPPLY & ACCESSORIES



EVERFLOW®

QUALITY

Beneath each and every Everflow label lies our dedication and commitment to bringing you the world's finest engineered products. We search the globe to source our products from some of the world's best manufacturing facilities, where production is done with the highest levels of craftsmanship and quality. Manufacturing facilities conform to ISO 9001 standards. Products meet the highest applicable UL/FM, CSA & ASTM standards.

SERVICE

Everflow customers have become accustomed to our unparalleled level of customer service. Our knowledgeable and courteous staff are always available and ready to provide you with superb service, while helping you get the products & information you need. We keep an extensive inventory on hand, so that when you place your order, you know it's in stock and ready to ship.

RELIABILITY

Our distribution network is one of the most reliable in the industry. We utilize the most advanced technologies, enabling our customers increased flexibility and faster turnaround on orders. Our state-of-the-art distribution center ensures the efficiency and reliability that you can count on.



TEXAS | NEW JERSEY | ILLINOIS | GEORGIA

Braided Faucet Supply

Lead Free ▪ Stainless Steel ▪ Chrome Plated Brass Nuts



1/2" FIP X 3/8" COMP

PART#	SIZE / DESCRIPTION	INNER	MASTER
27108-NL	8"	10	100
27112-NL	12"	10	100
27116-NL	16"	10	100
27120-NL	20"	10	100
27124-NL	24"	10	100
27130-NL	30"	10	100
27136-NL	36"	10	100
27148-NL	48"	1	50

1/2" FIP X 1/2" FIP

PART#	SIZE / DESCRIPTION	INNER	MASTER
271121-NL	12"	10	100
271161-NL	16"	10	100
271201-NL	20"	10	100
271301-NL	30"	10	100
271361-NL	36"	10	100

3/8" COMP X 3/8" COMP

PART#	SIZE / DESCRIPTION	INNER	MASTER
27912-NL	12"	10	100
27920-NL	20"	10	100

Delta Style - 3/8" O.D. COMP X 3/8" COMP

PART#	SIZE / DESCRIPTION	INNER	MASTER
27612-NL	12"	10	100
27620-NL	20"	10	100

Euro Style - 3/8" COMP X Thread Insert Connector

PART#	SIZE / DESCRIPTION	INNER	MASTER
28120-NL	20"	6	48
28130-NL	30"	6	48

Braided Tank Supply

Lead Free ▪ Stainless Steel



3/8" COMP X 7/8" BC Plastic Nut

PART#	SIZE / DESCRIPTION	INNER	MASTER
27412-NL	12"	10	100
27416-NL	16"	10	100
27420-NL	20"	10	100
27424-NL	24"	10	100

3/8" FIP X 7/8" BC Brass Nut

PART#	SIZE / DESCRIPTION	INNER	MASTER
27413-NL	12"	10	100
27417-NL	16"	10	100
27423-NL	20"	10	100

WATER SUPPLY

Braided Dishwasher Connector

Lead Free ▪ Stainless Steel



3/8″ COMP x 3/8″ MIP Elbow

PART#	SIZE / DESCRIPTION	INNER	MASTER
27748PR-NL	48″	12	60
27760PR-NL	60"	12	60
27772PR-NL	72″	12	60
27784PR-NL	84″	12	48
27796PR-NL	96″	12	48
27712PR-NL	120″	12	48

3/8″ COMP x 3/4″ FHT Swivel Elbow

PART#	SIZE / DESCRIPTION	INNER	MASTER
28748-NL	48"	12	72
28760-NL	60"	12	48
28772-NL	72″	12	48

Dishwasher Swivel Elbow

PART#	SIZE / DESCRIPTION	INNER	MASTER
287-EL-NL	3/8" COMP x 3/4″ FHT	10	100

Braided Icemaker Supply

Lead Free ▪ Stainless Steel



1/4″ COMP x 1/4″ COMP

PART#	SIZE / DESCRIPTION	INNER	MASTER
2662-NL	24"	12	72
2665-NL	60"	-	-
2666-NL	72″	12	48
2668-NL	96″	12	48
26610-NL	120″	5	20
26615-NL	180″	5	20
26625-NL	300″	5	20

Water Supply Risers

3/8″ Installation ▪ Chrome Plated & Copper Tube



PART#	SIZE / DESCRIPTION	INNER	MASTER
27512	12" Faucet Chrome Plated	12	60
27520	20" Faucet Chrome Plated	12	60
27530	30″ Faucet Chrome Plated	12	60
27536	36″ Faucet Chrome Plated	12	48
27312	12″ Delta Style Chrome Plated	10	100
27320	20″ Delta Style Chrome Plated	10	100
27220	20″ Delta Style Copper Finish	10	100
27812	12″ Tank	12	72
27820	20″ Tank	12	48

PEX Risers

3/8″ COMP x 7/16″ NOM - 1/2″ OD



- 40°F to 150°F
- Pressure Rating: 125 PSI Maximum

PART#	SIZE / DESCRIPTION	INNER	MASTER
275121	12" Faucet	25	200
275201	20" Faucet	25	200
275301	30″ Faucet	25	200
275122	12″ Tank	25	200
275202	20″ Tank	25	200

Braided Washing Machine Hose

Lead Free ▪ Stainless Steel



3/4" FHT x 3/4" FHT

PART#	SIZE / DESCRIPTION	INNER	MASTER
2573PR	36" Long	12	24
2574PR	48" Long	12	24
2575PR	60" Long	12	24
2576PR	72" Long	12	24
2578PR	96" Long	12	24
25712PR	144" Long	12	24
2575PR-KIT	60" Kit (2 Hoses) Long	12	24

Braided Washing Machine Hose

Lead Free ▪ With 90 FHT Elbow ▪ Stainless Steel



3/4" FHT x 3/4" FHT Elbow

PART#	SIZE / DESCRIPTION	INNER	MASTER
2585	60" Long	12	18
2586	72" Long	12	23

Deco Supply Risers

REUSS



Faucet Supply Riser

FINISH	PART#	SIZE / DESCRIPTION	INNER	MASTER
Brushed Nickel	**27520N**	20" x 3/8" O.D. Faucet	10	100
Matte Black	**27520MB**	20" x 3/8" O.D. Faucet	10	100
Brushed Gold	**27520BG**	20" x 3/8" O.D. Faucet	10	100

Tank Supply Riser

FINISH	PART#	SIZE / DESCRIPTION	INNER	MASTER
Brushed Nickel	**27820N**	20" x 3/8" O.D. Tank	10	100
Matte Black	**27820MB**	20" x 3/8" O.D. Tank	10	100
Brushed Gold	**27820BG**	20" x 3/8" O.D. Tank	10	100

Deco Matte Black Braided Supply Lines

REUSS



Matte Black Braided Faucet Supply

FINISH	PART#	SIZE / DESCRIPTION	INNER	MASTER
Matte Black	**27112MB**	12" Long x 1/2" IPS X 3/8 COMP	10	100
Matte Black	**27120MB**	20" Long x 1/2" IPS X 3/8 COMP	10	100

Matte Black Braided Tank Supply

FINISH	PART#	SIZE / DESCRIPTION	INNER	MASTER
Matte Black	**27412MB**	12" Long x 3/8 COMP X 7/8" BC Plastic Nut	10	100
Matte Black	**27420MB**	20" Long x 3/8 COMP X 7/8" BC Plastic Nut	10	100

WATER SUPPLY

Washing Machine Inlet Hoses

Two Color - Hot / Cold Kits • Brass Ends



- Working pressure not exceeding 180 PSI
- Temperature Rating: 40°F to 160°F
- 3/4” Female x 3/4” Female hose threads w/ EPDM washers inserted
- Individually bagged and barcoded
- Certified to ASME 112.18.6 / CSA B125.6-17

PART #	SIZE / DESCRIPTION	INNER	MASTER
2564K	48" Pair - 1 Red & 1 Blue Hose	12	24
2565K	60" Pair - 1 Red & 1 Blue Hose	12	24
2566K	72" Pair - 1 Red & 1 Blue Hose	12	24
25610K	120" Pair - 1 Red & 1 Blue Hose	6	12
25612K	144" Pair - 1 Red & 1 Blue Hose	6	12

Washing Machine Inlet Hoses

Black Color Single Hose Kit • Brass Ends



- Working pressure not exceeding 180 PSI
- Temperature Rating: 40°F to 160°F
- 3/4” Female x 3/4” Female hose threads w/ EPDM washers
- Individually bagged and barcoded
- Certified to ASME 112.18.6 / CSA B125.6-17

PART #	SIZE / DESCRIPTION	INNER	MASTER
2563	36" Washing Machine Hose	12	24
2564	48" Washing Machine Hose	12	24
2565	60" Washing Machine Hose	12	24
2566	72" Washing Machine Hose	12	24
2568	96" Washing Machine Hose	12	24
25610	120" Washing Machine Hose	12	24
25612	144" Washing Machine Hose	12	24

Washing Machine Mixer Hoses



- 2 Female brass hose thread inlets
- Individually bagged and barcoded
- Wye design
- Certified to ASME 112.18.6 / CSA B125.6-17

PART #	DESCRIPTION	MASTER
2810	12"	24

Washing Machine Discharge Hose



- Easy installation
- Corrugated and flexible

PART #	DESCRIPTION	INNER	MASTER
R1356	8'	1	10

WATER SUPPLY STOP VALVES

Multi Turn Supply Stops

Lead Free ▪ Multi Turn On/Off Design ▪ One-Piece Chrome Plated Brass Body

- One-piece chrome plated brass body provides strength, durability and long-lasting performance
- Oval chrome plated zinc handle provides a secure grip and smooth on/off operation
- Easy-to-remove handle with screw attachment
- Lead free compliant
- 125 psi, Max temperature 160°F
- Conforms to ASME A112.18.1-2011, NSF / ANSI 61/372
- Individually bagged and barcoded

Available in: FIP/SWEAT/COMP/CPVC/PEX F1807





Multi Turn Stop

ANGLE #	STRAIGHT #	END TYPE	SIZE / DESCRIPTION	INNER	MASTER
71114PR-NL	-	FIP	1/2" FIP x 1/4" OD COMP	10	200
71138PR-NL	**72138PR-NL**	FIP	3/8" FIP x 3/8" OD COMP	10	200
71112PR-NL	**72112PR-NL**	FIP	1/2" FIP x 3/8" OD COMP	10	200
71214PR-NL	-	SWEAT	1/2" SWT x 1/4" OD COMP	10	200
71212PR-NL	**72212PR-NL**	SWEAT	1/2" SWT x 3/8" OD COMP	10	200
71514PR-NL	-	COMP	5/8" OD COMP x 1/4" OD COMP	10	200
71358PR-NL	**72358PR-NL**	COMP	5/8" OD COMP x 3/8" OD COMP	10	200
71412PR-NL	**72412PR-NL**	CPVC	1/2" CPVC x 3/8" OD COMP	10	200
71512PR-NL	**72512PR-NL**	F1807	1/2" PEX x 3/8" OD COMP	10	200

Multi Turn Stop W/5" Extension Tube

PART#	END TYPE	SIZE / DESCRIPTION	INNER	MASTER
73212PR-NL	SWEAT	1/2" SWT x 3/8" COMP Angle Stop	10	100
74212PR-NL	SWEAT	1/2" SWT x 3/8" COMP Straight Stop	10	100

Multi Turn Dual Outlet Stop

PART#	END TYPE	SIZE / DESCRIPTION	INNER	MASTER
76358PR-NL	COMP	5/8" x 3/8" x 3/8" COMP	10	100

Multi Turn Dual Shut-Off Dual Outlet Stop Valve

Lead Free ▪ One-Piece Chrome Plated Brass Body



Dual Shut-Off Valve Angle Stop

PART#	END TYPE	SIZE / DESCRIPTION	INNER	MASTER
87354PR-NL	COMP	5/8" OD COMP x 3/8" COMP x 1/4" COMP	1	50
87358PR-NL	COMP	5/8" OD COMP x 3/8" COMP x 3/8" COMP	1	50
87351PR-NL	F1807	1/2" F1807 x 3/8" COMP x 3/8" COMP	1	50
F-87351PR-NL	F1960	1/2" F1960 x 3/8" COMP x 3/8" COMP	1	50

Dual Shut-Off Valve Straight Stop

PART#	END TYPE	SIZE / DESCRIPTION	INNER	MASTER
88358PR-NL	COMP	5/8" OD COMP x 3/8" COMP x 3/8" COMP	1	50

WATER SUPPLY STOP VALVES

1/4 Turn Supply Stops

Lead Free ▪ 1/4 Turn Ball Valve Design ▪ Chrome Plated Brass Body

- One-piece chrome plated brass body provides strength, durability and long-lasting performance
- Oval chrome plated zinc handle provides a secure grip and smooth on/off operation
- Easy-to-remove handle with screw attachment
- Self lubricating PTFE seats and double o-ring for added safety
- 100 psi, Max temperature 120°F
- Conforms to NSF/ANSI 61/372
- CSA & Truesdale certified
- Individually bagged and barcoded

Available in:
FIP/SWEAT/COMP/CPVC/PEX F1807 & PEX F1960







1/4 Turn Stop

ANGLE #	STRAIGHT #	END TYPE	SIZE / DESCRIPTION	INNER	MASTER
81112PR-NL	**82112PR-NL**	FIP	1/2" FIP x 3/8" OD COMP	12	144
81114PR-NL	**-**	FIP	1/2" FIP x 1/4" OD COMP	12	144
81138PR-NL	**82138PR-NL**	FIP	3/8" FIP x 3/8" OD COMP	12	144
81212PR-NL	**822112PR-NL**	SWEAT	1/2" SWT x 3/8" OD COMP	12	144
81214PR-NL	**-**	SWEAT	1/2" SWT x 1/4" OD COMP	12	144
81514PR-NL	**82358PR-NL**	COMP	5/8" OD COMP x 3/8" OD COMP	12	144
81358PR-NL	**-**	COMP	5/8" OD COMP x 1/4" OD COMP	12	144
81412PR-NL	**82412PR-NL**	CPVC	1/2" CPVC x 3/8" OD COMP	12	144
81512PR-NL	**82512PR-NL**	F1807	1/2" F1807 x 3/8" OD COMP	12	144
81515PR-NL	**82515PR-NL**	F1807	1/2" F1807 x 1/4" OD COMP	12	144
F-81512PR-NL	**F-82512PR-NL**	F1960	1/2" F1960 x 3/8" COMP	12	144

1/4 Turn Dual Outlet Stop

PART#	END TYPE	SIZE / DESCRIPTION	INNER	MASTER
86314PR-NL	FIP	1/2" FIP x 3/8" COMP x 1/4" COMP	12	144
86311PR-NL	FIP	1/2" FIP x 3/8" COMP x 3/8" COMP	12	144
86324PR-NL	SWEAT	1/2" SWT x 3/8" COMP x 1/4" COMP	12	144
86312PR-NL	SWEAT	1/2" SWT x 3/8" COMP x 3/8" COMP	12	144
86338PR-NL	COMP	5/8" COMP x 3/8" COMP x 1/4" COMP	12	144
86358PR-NL	COMP	5/8" COMP x 3/8" COMP x 3/8" COMP	12	144
86351PR-NL	F1807	1/2" F1807 x 3/8" COMP x 3/8" COMP	12	144

1/4 Turn Dual Shut-Off Dual Outlet Stop Valve

Lead Free ▪ One-Piece Chrome Plated Brass Body



Dual Shut-Off Valve Angle Stop

PART#	END TYPE	SIZE / DESCRIPTION	INNER	MASTER
87354DS-NL	COMP	5/8" OD COMP x 3/8" COMP x 1/4" COMP	1	50
87358DS-NL	COMP	5/8" OD COMP x 3/8" COMP x 3/8" COMP	1	50
87351DS-NL	F1807	1/2" F1807 x 3/8" COMP x 3/8" COMP	1	50
F-87351DS-NL	F1960	1/2" F1960 x 3/8" COMP x 3/8" COMP	1	50

Dual Shut-Off Valve Straight Stop

PART#	END TYPE	SIZE / DESCRIPTION	INNER	MASTER
88358DS-NL	COMP	5/8" OD COMP x 3/8" COMP x 3/8" COMP	1	50

sales@everflowsupplies.com · 908-436-1100 · fax: 908-436-1162

WATER SUPPLY STOP VALVES

1/4 Turn Supply Stops continued

Lead Free ▪ 1/4 Turn Ball Valve Design ▪ Chrome Plated Brass Body









1/4 Turn Stop W/5" Extension Tube

PART#	END TYPE	SIZE / DESCRIPTION	INNER	MASTER
83212PR-NL	SWEAT	1/2" SWT x 3/8" COMP Angle Stop	10	100
84212PR-NL	SWEAT	1/2" SWT x 3/8" COMP Straight Stop	10	100

1/4 Turn Loose Key Angle Stop

PART#	END TYPE	SIZE / DESCRIPTION	INNER	MASTER
91112PR-NL	FIP	1/2" FIP x 3/8" OD COMP	12	144
81212PR-NL	SWEAT	1/2" SWT x 3/8" COMP	12	144
81358PR-NL	COMP	5/8" OD COMP x 3/8" OD COMP	12	144

1/4 Turn Loose Key Straight Stop

PART#	END TYPE	SIZE / DESCRIPTION	INNER	MASTER
92112PR-NL	FIP	1/2" FIP x 3/8" OD COMP	12	144
82212PR-NL	SWEAT	1/2" SWT x 3/8" COMP	12	144
82358PR-NL	COMP	5/8" OD COMP x 3/8" OD COMP	12	144
83212PR-NL	SWEAT	1/2" SWT x 3/8" COMP	25	100

FIP x MIP Add On Valve

PART#	END TYPE	SIZE / DESCRIPTION	INNER	MASTER
82314PR-NL	COMP	3/8" COMP FEM x 1/4" COMP MALE	12	144
82338PR-NL	COMP	3/8" COMP FEM x 3/8" COMP MALE	12	144
P-73812-NL	PRESS	1/2" PRESS x 3/8" OD COMP	10	120

1/4 Turn Compact Stops

Lead Free ▪ 1/4 Turn Ball Valve Design ▪ Chrome Plated Brass Body



1/4 Turn Compact Stops

ANGLE #	STRAIGHT #	END TYPE	SIZE / DESCRIPTION	INNER	MASTER
81112C-NL	**82112C-NL**	FIP	1/2" FIP x 3/8" OD COMP	25	100
81212C-NL	**82212C-NL**	SWEAT	1/2" SWT x 3/8" OD COMP	25	100
81358C-NL	**82358C-NL**	COMP	5/8" COMP x 3/8" OD COMP	25	100
81514C-NL	**-**	COMP	5/8" COMP x 1/4" OD COMP	25	100
81412C-NL	**82412C-NL**	CPVC	1/2" CPVC x 3/8" OD COMP	25	100
81512C-NL	**82512C-NL**	F1807	1/2" F1807 x 3/8" OD COMP	25	100
81515C-NL	**-**	F1807	1/2" F1807 x 1/4" OD COMP	25	100
F-81512C-NL	**F-82512C-NL**	F1960	1/2" F1960 x 3/8" OD COMP	25	100
F-81515C-NL	**-**	F1960	1/2" F1960 x 1/4" OD COMP	25	100
P-81212C-NL	**P-82212C-NL**	PRESS	1/2" PRESS x 3/8" OD COMP	25	100
P-81214C-NL	**P-82214C-NL**	PRESS	1/2" PRESS x 1/4" OD COMP	25	100

WATER SUPPLY STOP VALVES

1/4 Turn Supply Stop Valves

RAVEN SPECIALTY PRODUCTS

Lead Free ▪ 1/4 Turn Ball Valve Design ▪ Chrome Plated Brass Body

- Certified to ASME 112.8.1 / CSA 125. 1-18
- Certified Lead Free NSF61



F1960 PEX Water Supply Stop

PART#	END TYPE	SIZE / DESCRIPTION	INNER	MASTER
27-WA1214-NL	F1960	1/2" F1960 x 1/4" COMP ANGLE	10	100
27-WA12-NL	F1960	1/2" F1960 x 3/8" COMP ANGLE	10	100
27-WS12-NL	F1960	1/2" F1960 x 3/8" COMP STRAIGHT	10	100

Add-On Valve Supply Stop

- Soft Seat

PART#	END TYPE	SIZE / DESCRIPTION	INNER	MASTER
27-FS38-NL	COMP	3/8" FEMALE COMP x 3/8" OD COMP	12	144

Push-Fit Supply Stop Valves

PUSHLOCK PUSH-FIT TECHNOLOGY

Lead Free ▪ 1/4 Turn Ball Valve Design ▪ Chrome Finish

- Chrome plated brass body provides strength, durability and long-lasting performance
- Certified to ASME 112.8.1 / CSA 125. 1-18
- Certified Lead Free NSF61
- Metal handle
- Slim fitting design
- 200 PSI WOG

1/4 TURN

CONNECTS TO
PEX
CPVC
COPPER



Push Fit 1/4 Turn Angle Stop

PART#	END TYPE	SIZE / DESCRIPTION	INNER	MASTER
UPASC1214	PUSH	1/2" PUSH x 1/4" COMP	5	30
UPASC1238	PUSH	1/2" PUSH x 3/8" COMP	5	30
UPASP1212	PUSH	1/2" PUSH x 1/2" PUSH	5	30

Push Fit 1/4 Turn Straight Stop

PART#	END TYPE	SIZE / DESCRIPTION	INNER	MASTER
UPSSC1214	PUSH	1/2" PUSH x 1/4" COMP	5	30
UPSSC1238	PUSH	1/2" PUSH x 3/8" COMP	5	30
UPSSP1212	PUSH	1/2" PUSH x 1/2" PUSH	5	30

Push Fit 1/4 Turn Tee Stop

PART#	END TYPE	SIZE / DESCRIPTION	INNER	MASTER
UPTSP1214	PUSH	1/2" PUSH x 1/2" PUSH x 1/4" COMP	15	60
UPTSP1238	PUSH	1/2" PUSH x 1/2" PUSH x 3/8" COMP	15	60

Easy Connect Supply Stop Tee & Adapter

Lead Free ▪ Brass Construction







Easy Connect Tee

PART#	END TYPE	SIZE / DESCRIPTION	INNER	MASTER
73314-NL	COMP	3/8" FEM COMP x 3/8" MALE x 1/4" MALE	25	200
73338-NL	COMP	3/8" FEM COMP x 3/8" MALE x 3/8" MALE	25	200
73304-NL	COMP	3/8" FEM COMP W/NUT x 3/8" MALE x 1/4" FIP	25	200

Easy Connect Adapter

PART#	END TYPE	SIZE / DESCRIPTION	INNER	MASTER
73414-NL	COMP	1/4" FEM W/ NUT x 3/8" MALE	25	200
73438-NL	COMP	1/4" FEM W/ NUT x 1/4" MALE	25	200
P-73812-NL	PRESS	1/4" PRESS x 3/8" OD COMP	10	120

sales@everflowsupplies.com · 908-436-1100 · fax: 908-436-1162

DECO SUPPLY STOP VALVES

Contemporary 1/4 Turn Stop

REUSS

Lead Free ▪ Brass Body



Contemporary 1/4 Turn Stop

FINISH	ANGLE #	STRAIGHT #	SIZE / DESCRIPTION	INNER	MASTER
Chrome	RDT-81112C	RDT-82112C	1/2" FIP x 3/8" OD COMP	1	50
Brushed Nickel	RDT-81112N	RDT-82112N	1/2" FIP x 3/8" OD COMP	1	50
Matte Black	RDT-81112MB	RDT-82112MB	1/2" FIP x 3/8" OD COMP	1	50
Brushed Gold	RDT-81112BG	RDT-82112BG	1/2" FIP x 3/8" OD COMP	1	50
Chrome	RDT-81358C	RDT-82358C	5/8" COMP x 3/8" OD COMP	1	100
Brushed Nickel	RDT-81358N	RDT-82358N	5/8" COMP x 3/8" OD COMP	1	100
Matte Black	RDT-81358MB	RDT-82358MB	5/8" COMP x 3/8" OD COMP	1	100
Brushed Gold	RDT-81358BG	RDT-82358BG	5/8" COMP x 3/8" OD COMP	1	100

Contemporary 1/4 Turn Stops With 5" Extension

FINISH	ANGLE #	STRAIGHT #	SIZE / DESCRIPTION	INNER	MASTER
Chrome	RDT-83212C	RDT-84212C	1/2" SWT x 3/8" OD COMP W/ 5" Ext	1	50
Brushed Nickel	RDT-83212N	RDT-84212N	1/2" SWT x 3/8" OD COMP W/ 5" Ext	1	50
Matte Black	RDT-83212MB	RDT-84212MB	1/2" SWT x 3/8" OD COMP W/ 5" Ext	1	50
Brushed Gold	RDT-83212BG	RDT-84212BG	1/2" SWT x 3/8" OD COMP W/ 5" Ext	1	50

Cross Handle 1/4 Turn Stop

REUSS

Lead Free ▪ Brass Body



Cross Handle 1/4 Turn Stops

FINISH	ANGLE #	STRAIGHT #	SIZE / DESCRIPTION	INNER	MASTER
Chrome	RDX-81112C	RDX-82112C	1/2" FIP x 3/8 OD COMP	1	50
Brushed Nickel	RDX-81112N	RDX-82112N	1/2" FIP x 3/8 OD COMP	1	50
Matte Black	RDX-81112MB	RDX-82112MB	1/2" FIP x 3/8 OD COMP	1	50
Brushed Gold	RDX-81112BG	RDX-82112BG	1/2" FIP x 3/8 OD COMP	1	50
Chrome	RDX-81358C	RDX-82358C	5/8" COMP x 3/8" OD COMP	1	100
Brushed Nickel	RDX-81358N	RDX-82358N	5/8" COMP x 3/8" OD COMP	1	100
Matte Black	RDX-81358MB	RDX-82358MB	5/8" COMP x 3/8" OD COMP	1	100
Brushed Gold	RDX-81358BG	RDX-82358BG	5/8" COMP x 3/8" OD COMP	1	100

Cross Handle 1/4 Turn Stop With 5" Extension

FINISH	ANGLE #	STRAIGHT #	SIZE / DESCRIPTION	INNER	MASTER
Chrome	RDX-83212C	RDX-84212C	1/2" SWT x 3/8" OD COMP W/ 5" Ext	1	50
Brushed Nickel	RDX-83212N	RDX-84212N	1/2" SWT x 3/8" OD COMP W/ 5" Ext	1	50
Matte Black	RDX-83212MB	RDX-84212MB	1/2" SWT x 3/8" OD COMP W/ 5" Ext	1	50
Brushed Gold	RDX-83212BG	RDX-84212BG	1/2" SWT x 3/8" OD COMP W/ 5" Ext	1	50

Shallow Escutcheon



FINISH	PART #	SIZE / DESCRIPTION	INNER	MASTER
Brushed Nickel	E-03112N	1/2" IPS Shallow	25	250
Matte Black	E-03112MB	1/2" IPS Shallow	25	250
Brushed Gold	E-03112BG	1/2" IPS Shallow	25	250
Brushed Nickel	E-03158BG	5/8" OD Shallow	25	250
Matte Black	E-03158MB	5/8" OD Shallow	25	250
Brushed Gold	E-03158N	5/8" OD Shallow	25	250

Deep Bell Escutcheon



FINISH	PART #	SIZE / DESCRIPTION	INNER	MASTER
Brushed Nickel	E-04112N	1/2" IPS Deep Bell	25	500
Matte Black	E-04112MB	1/2" IPS Deep Bell	25	500
Brushed Gold	E-04112BG	1/2" IPS Deep Bell	25	500
Brushed Nickel	E-04158N	5/8" OD Deep Bell	25	500
Matte Black	E-04158MB	5/8" OD Deep Bell	25	500
Brushed Gold	E-04158BG	5/8" OD Deep Bell	25	500

HAMMER ARRESTERS

Water Hammer Arresters

Residential ▪ Individually Bagged

- Available in types AA, A, B, C, & D
- Mini-resters approved for sealed wall installations with no access panel required
- May be installed at any angle
- Certified to ASSE 1010







Straight Hammer Arresters

PART#	END	SIZE / DESCRIPTION	INNER	MASTER
HAMT0012-NL	MIP	1/2" MIP "AA"	1	70
HR-A-12MPT-NL	MIP	1/2" MIP "A"	1	70
HR-B-34MPT-NL	MIP	3/4" MIP "B"	1	42
HR-C-1MPT-NL	MIP	1" MIP "C"	1	36
HR-D-114MPT-NL	MIP	1-1/4" MIP "D"	1	15
HAMS0012-NL	Male SWT	1/2" Male SWT "AA"	1	55
HR-A-12MS-NL	Male SWT	1/2" Male SWT "A"	1	20
HAMS0034-NL	Male SWT	3/4" Male SWT "AA"	1	72
HR-B-34SWT-NL	Male SWT	3/4" Male SWT "B"	1	30
HACP0058-NL	Comp	5/8" OD Comp "AA"	1	70
HR-AA-12P-NL	Pex F1807	1/2" F1807 Pex "AA"	1	20
HR-AA-12F-NL	Pex F1960	1/2" F1960 Pex "AA"	1	20







Tee Hammer Arresters

PART#	END	SIZE / DESCRIPTION	INNER	MASTER
HR-AA-14COMP-NL	Comp	1/4" OD x 1/4" OD Female Comp Tee "AA"	1	80
HR-AA-38COMP-NL	Comp	3/8" OD x 3/8 OD Female Comp Tee "AA"	1	80
HAMP0012-NL	Pex F1807	1/2" x 1/2" Pex F1807 Tee "AA"	1	70

Wash Machine Swivel Hammer Arresters

PART#	END	SIZE / DESCRIPTION	INNER	MASTER
HAWM0034*	Swivel	3/4" Swivel FHT X 3/4" MHT "AA"	12	72

Plastic Water Hammer Arresters

NEW

Plastic Body ▪ Type AA Mini Arrresters

- Max. Pressure: 250 psi
- Operating Pressure: 0-60 psi
- Working Temp: 33°F - 180°F
- Certified to ASSE 1010
- Certified to NSF61 & NSF372





Plastic Hammer Arresters - Straight

PART#	END	SIZE / DESCRIPTION	INNER	MASTER
PHAMC0012-NL	Male CPVC	1/2" Male CPVC "AA" Plastic	10	100
PHR-AA-12P-NL	Pex F1807	1/2" Pex F1807 "AA" Plastic	20	20
PHR-AA-12F-NL	Pex F1960	1/2" Pex F1960 "AA" Plastic	20	20

Plastic Hammer Arresters - W/ Brass Tee

PART#	END	SIZE / DESCRIPTION	INNER	MASTER
PHAMP0012-NL	Pex F1807	1/2" x 1/2" Pex F1807 Tee "AA"	10	100
PHAMF0012-NL	Pex F1960	1/2" x 1/2" Pex F1960 Tee "AA"	10	100

Trap Primer

Lead Free ▪ Pressure Drop Activated

Routinely delivers potable water to seldom used floor drains. Activates with a 10 psig pressure drop between 25-125 psi. Designed to be installed on a cold water line serving a frequently used fixture.

- Built in v acuum breaker ports
- Threaded inlet and outlet connection
- Lead Free Compliant
- EPDM Seals
- Maximum supply pressure: 125 psi
- Minimum supply pressure must exceed: 25 ps
- Complies with Standard ASSE 1018



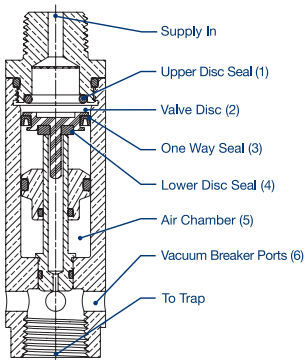



PART#	SIZE / DESCRIPTION	INNER	MASTER
EFTP300T	1/2"	1	24

Stainless Steel Gas Connector

FLEXTRON

Gas Range / Furnace • 5/8” OD 1/2” ID



- 304 Stainless steel (ASTM A240)
- Gas fittings required for CSA design-certification
- 100% factory leak tested

End Configurations:

- 1/2” MIP x 3/4” MIP (K)
- 1/2” MIP x 1/2” MIP (A)
- 1/2” FIP x 1/2” MIP (C)

as well as many other configurations.

PART #	SIZE / DESCRIPTION	INNER	MASTER
FTGC-SS12-12	12"	1	25
FTGC-SS12-18	18"	1	25
FTGC-SS12-24	24"	1	25
FTGC-SS12-30	30"	1	25
FTGC-SS12-36	36"	1	25
FTGC-SS12-48	48"	1	25
FTGC-SS12-60	60"	1	12
FTGC-SS12-72	72"	1	12

*Add suffix to end of part number for desired ends configurations.

Yellow Coated Gas Connector

FLEXTRON

Gas Range / Furnace • 5/8” OD 1/2” ID



- 304 Stainless steel (ASTM A240)
- Gas fittings required for CSA design-certification
- 100% factory leak tested

End Configurations:

- 1/2” MIP x 3/4” MIP (K)
- 1/2” MIP x 1/2” MIP (A)
- 1/2” FIP x 1/2” MIP (C)

as well as many other configurations.

PART #	SIZE / DESCRIPTION	INNER	MASTER
FTGC-YC12-12*	12"	1	25
FTGC-YC12-18*	18"	1	25
FTGC-YC12-24*	24"	1	25
FTGC-YC12-30*	30"	1	25
FTGC-YC12-36*	36"	1	25
FTGC-YC12-48*	48"	1	25
FTGC-YC12-60*	60"	1	12
FTGC-YC12-72*	72"	1	12

*Add suffix to end of part number for desired ends configurations.

Gas Fitting

FLEXTRON

CSA Approved

MIP



PART #	DESCRIPTION	INNER	MASTER
FTGF-58M12	5/8" Flare x 1/2" MIP	10	200
FTGF-58M34	5/8" Flare x 3/4" MIP	10	200

FIP



PART #	DESCRIPTION	INNER	MASTER
FTGF-58F12	5/8" Flare x 1/2" FIP	10	200
FTGF-58F34	5/8" Flare x 3/4" FIP	10	200



GAS CONNECTORS

Commercial Food Service Connector Kit

BL34 Series • 1” OD (3/4” ID)

Commercial food service gas connector and quick-disconnect

Specifically engineered for commercial cooking, movable gas appliances. Quick Disconnect and Restraining Cable complete the food service gas connection and extends the service life of the gas connector.

- CSA Approved for Movable Gas Appliances (ANSI Z21.69/CSA 6.16)
- Stainless Steel 304 Tubing
- Stainless Steel 304 Braided
- PVC Coating
- 360° Rotation on Both Ends







Food Service Gas Connector Kits

PART #	DESCRIPTION	QTY
FTGC-BL34-36N*	36” Commercial Food Service Gas Connector	1
FTGC-BL34-48N*	48” Commercial Food Service Gas Connector	1

* Add Code(s) to end of Part Number for desired kit components

Optional Kit Components:

CODE	PART #	DESCRIPTION	QTY
A	QD34	3/4" ID Quick Disconnect	1
B	RC36	Restraining Cable 36" Length	1
C	RC48	Restraining Cable 48" Length	1
D	FTGV-FFB	3/4" FIP 3/4" FIP Straight Valve	1
E	GMNL0034	3/4" Elbow 90, Galv Mal	1
F	GMSN0034	3/4" Street Elbow 90, Galv Mal	1
G	SV34	3/4" Swivel	1

IF YOUR REQUIREMENTS ARE NOT LISTED, PLEASE REQUEST A SPECIAL QUOTE FROM SALES DEPARTMENT.



STRAIGHT VALVE



RESTRAINING CABLE



QUICK DISCONNECT



SWIVEL



ELBOWS

WATER HEATER CONNECTORS

Water Heater Connectors

FLEXTRON

Maximized Corrosion Resisstance ▪ Lead Free Compliant



Copper Corrugated

PART#	END TYPE	LENGTH	SIZE	INNER	MASTER
FTWC-C34-18A	FIP	18″	3/4″ FIP x 3/4″ FIP	1	25
FTWC-C34-24A	FIP	24″	3/4″ FIP x 3/4″ FIP	1	25
FTWC-C34-18E	SWEAT	18″	3/4″ FIP x 3/4″ SWT	1	25
FTWC-C34-24E	SWEAT	24″	3/4″ FIP x 3/4″ SWT	1	25
FTWC-C34-18F	PEX	18″	3/4″ FIP x 3/4″ F1807	1	25
FTWC-C34-24F	PEX	24″	3/4″ FIP x 3/4″ F1807	1	25



Stainless Steel Braided

PART#	END TYPE	LENGTH	SIZE	INNER	MASTER
FTWC-B34-18A	FIP	18″	3/4″ FIP x 3/4″ FIP	1	25
FTWC-B34-24A	FIP	24″	3/4″ FIP x 3/4″ FIP	1	25
FTWC-B34-24D	FIP	24″	3/4″ FIP x 1″ FIP	1	25
FTWC-B34-18B	MIP	18″	3/4″ FIP x 3/4″ MIP	1	25
FTWC-B34-18C12	PUSH	18″	3/4″ FIP x 1/2″ PUSH	1	25
FTWC-B34-15C	PUSH	15″	3/4″ FIP x 3/4″ PUSH	1	25
FTWC-B34-18C	PUSH	18″	3/4″ FIP x 3/4″ PUSH	1	25
NEW **FTWC-B34-18W**	F1960	18″	3/4″ F1960 x 3/4″ F1960	1	25
NEW **FTWC-B34-24W**	F1960	24″	3/4″ F1960 x 3/4″ F1960	1	25
FTWC-B34-18P	F1807	18″	3/4″ F1807 x 3/4″ F1807	1	25
FTWC-B34-24P	F1807	24″	3/4″ F1807 x 3/4″ F1807	1	25



Stainless Steel Braided With Ball Valve

PART#	END TYPE	LENGTH	SIZE	INNER	MASTER
NEW **FTWC-B34-18CBV12**	PUSH	18″	3/4″ FIP x 1/2″ PUSH BV	1	25
NEW **FTWC-B34-18CBV**	PUSH	18″	3/4″ FIP x 3/4″ PUSH BV	1	25



Stainless Steel Corrugated

	PART#	END TYPE	LENGTH	SIZE	INNER	MASTER
	FTWC-S34-12A	FIP	12″	3/4″ FIP x 3/4″ FIP	1	25
	FTWC-S34-15A	FIP	15″	3/4″ FIP x 3/4″ FIP	1	25
	FTWC-S34-18A	FIP	18″	3/4″ FIP x 3/4″ FIP	1	25
	FTWC-S34-24A	FP	24″	3/4″ FIP x 3/4″ FIP	1	25
	FTWC-S34-18D	FIP	18″	3/4″ FIP x 1″ FIP	1	25
	FTWC-S34-24D	FIP	24″	3/4″ FIP x 1″ FIP	1	25
	FTWC-S34-18E	SWEAT	18″	3/4″ FIP x 3/4″ SWT	1	25
	FTWC-S34-24E	SWEAT	24″	3/4″ FIP x 3/4″ SWT	1	25
NEW	**FTWC-S34-18W**	F1960	18″	3/4″ FIP x 3/4″ F1960	1	25
NEW	**FTWC-S34-24W**	F1960	24″	3/4″ FIP x 3/4″ F1960	1	25
	FTWC-S34-18F	F1807	18″	3/4″ FIP x 3/4″ F1807	1	25
	FTWC-S34-24F	F1807	24″	3/4″ FIP x 3/4″ F1807	1	25
LARGE DIAMETER 1″ to 2″	**FTWC-S01-12H**	FIP	12″	1″ FIP x 1″ FIP	1	25
	FTWC-S01-18H	FIP	18″	1″ FIP x 1″ FIP	1	25
	FTWC-S01-24H	FIP	24″	1″ FIP x 1″ FIP	1	25
NEW	**FTWC-S114-18A**	FIP	18″	1-1/4″ FIP x 1-1/4″ FIP	1	25
NEW	**FTWC-S114-24A**	FIP	24″	1-1/4″ FIP x 1-1/4″ FIP	1	25
NEW	**FTWC-S112-18A**	FIP	18″	1-1/2″ FIP x 1-1/2″ FIP	1	25
NEW	**FTWC-S112-24A**	FIP	24″	1-1/2″ FIP x 1-1/2″ FIP	1	25
NEW	**FTWC-S02-18A**	FIP	18″	2″ FIP x 2″ FIP	1	25
NEW	**FTWC-S02-24A**	FIP	24″	2″ FIP x 2″ FIP	1	25

WATER HEATER ACCESSORIES

Water Heater Pans

Available in Aluminum & Black Plastic

- Available with PVC or CPVC 1″ Drain Fitting
- Protects your property from waste damage
- Meets code requirements



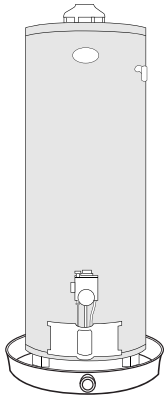

Pan W/ PVC Adapter

ALUMINNUM #	PLASTIC #	SIZE	MS
AWHP20	-	20″	10
AWHP22	**PWHP22**	22″	10
AWHP24	**PWHP24**	24″	10
AWHP26	**PWHP26**	26″	10
AWHP28	**PWHP28**	28″	10
AWHP30	-	30″	10

Pan W/ CPVC Adapter

ALUMINNUM #	PLASTIC #	SIZE	MS
AWHP20-C	-	20″	10
AWHP22-C	**PWHP22-C**	22″	10
AWHP24-C	**PWHP24-C**	24″	10
AWHP26-C	**PWHP26-C**	26″	10
AWHP28-C	**PWHP28-C**	28″	10
AWHP30-C	-	30″	10

Male Adapter W/ Washer & Lock Nut

PART #	DESCRIPTION	MS
AWLN01WH	1″ PVC Male Adapter	100
AWLN01WH-C	1″ CPVC Male Adapter	100

Steel Water Heater Stand

Seismic Clips Included

- 18 Gauge galvanized steel construction
- 650lb Load rating & up to 52 gallons



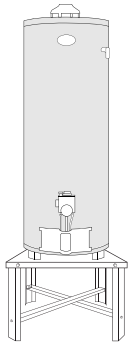

PART #	SIZE	MS
GWHS21	21″ x 21″ x 18″	5
GWHS24	24″ x 24″ x 18″	5

Steel Water Heater Straps

Wrap Around Mount

- Adjustable - Fits up to 80 gallon tanks
- Protect your home & family against water, fire & explosions
- Easy to install / corrosion resistant



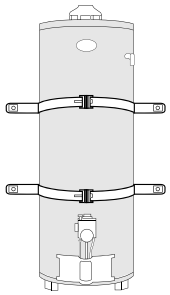

PART #	DESCRIPTION	MS
GWHSE55	Up to 55 Gallons With Clip	8
GWHSE80	Up to 80 Gallons With Clip	8

Tank Strap™ Expansion Tank Mounting Bracket

NEW

Exclusive Wide Notch Design Fits All Styles of Tanks

- Universal Fit - Dual Strap
- Fits up to 5 gallon tanks
- Includes 2 SS Gear Clamps & Mounting Screws





PART #	DESCRIPTION	MS
EXS-U2	Expansion Tank Mounting Bracket	20

sales@everflowsupplies.com · 908-436-1100 · fax: 908-436-1162

EVERFLOW®

TUBULAR

STRAINERS & ACCESSORIES



THE PROFESSIONAL'S CHOICE

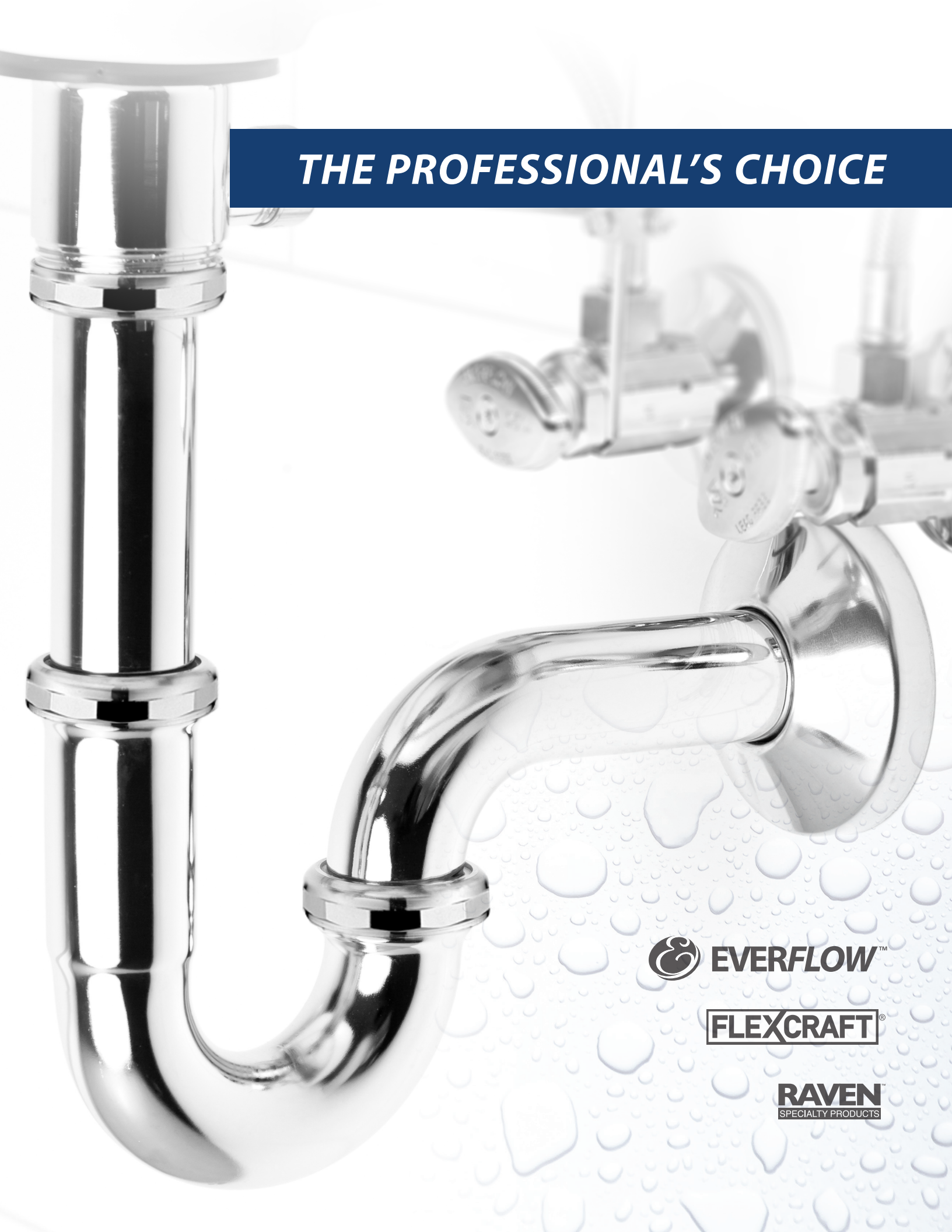

EVERFLOW™

FLEXCRAFT®

RAVEN™
SPECIALTY PRODUCTS

TRAPS

P-Trap Less Cleanout

Individually Boxed With Barcode ▪ S/J Connect with Flange ▪ Brass



PART#	SIZE	FINISH	GAUGE	QTY
12815	1-1/4″	Chrome Plated	22GA	25
12812	1-1/2″	Chrome Plated	22GA	25
12812-20	1-1/2″	Chrome Plated	20GA	25
12714	1-1/4″	Chrome Plated	17GA	25
12712	1-1/2″	Chrome Plated	17GA	25

With Box Escutcheon

PART#	SIZE	FINISH	GAUGE	QTY
12812-20-S	1-1/2″	Chrome Plated	20GA	25
12714-S	1-1/4″	Chrome Plated	17GA	25
12712-S	1-1/2″	Chrome Plated	17GA	25

P-Trap With Cleanout

Individually Boxed With Barcode ▪ S/J Connect with Flange ▪ Brass



PART#	SIZE	FINISH	GAUGE	QTY
12813	1-1/2″	Chrome Plated	20GA	25
12715	1-1/4″	Chrome Plated	17GA	25
12713	1-1/2″	Chrome Plated	17GA	25

With Box Escutcheon

PART#	SIZE	FINISH	GAUGE	QTY
12813-S	1-1/2″	Chrome Plated	20GA	25
12715-S	1-1/4″	Chrome Plated	17GA	25
12713-S	1-1/2″	Chrome Plated	17GA	25

Utility / Milwaukee P-Trap Less Cleanout

Individually Boxed With Barcode ▪ Brass



PART#	SIZE	FINISH	GAUGE	QTY
12816	1-1/2″	Chrome Plated	20GA	25
12818	1-1/2″	Chrome Plated	17GA	25

TRAPS

Utility/Milwaukee “P” Trap With Cleanout

Individually Boxed with Barcode ▪ Brass



PART#	SIZE	FINISH	GAUGE	QTY
12814	1-1/2″	Chrome Plated	20GA	25
12817	1-1/2″	Chrome Plated	17GA	25

2” Outlet Milwaukee “P” Trap With Cleanout

Connects Directly w/ 2” Pipe ▪ S/J Connect with Flange ▪ Brass



PART#	SIZE	FINISH	GAUGE	QTY
12802	2″ x 1-1/2″	Chrome Plated	17GA	25

“S” Trap With Flange

Individually Boxed with Barcode ▪ S/J Connect with Flange ▪ Brass



PART#	SIZE	FINISH	GAUGE	QTY
12912	1-1/2″	Chrome Plated	22GA	25
12913	1-1/4″	Chrome Plated	20GA	25
12914	1-1/2″	Chrome Plated	20GA	25
12915	1-1/4″	Chrome Plated	17GA	25
12916	1-1/2″	Chrome Plated	17GA	25

With Box Escutcheon

PART#	SIZE	FINISH	GAUGE	QTY
12912-S	1-1/2″	Chrome Plated	22GA	25
12913-S	1-1/4″	Chrome Plated	20GA	25
12914-S	1-1/2″	Chrome Plated	20GA	25
12915-S	1-1/4″	Chrome Plated	17GA	25
12916-S	1-1/2″	Chrome Plated	17GA	25

“S” Trap With Flange

Individually Boxed with Barcode ▪ S/J Connect with Flange ▪ Brass



PART#	SIZE	FINISH	QTY
2124	1-1/2″ x 1-1/4″	Rough Brass	25
2112	2″ x 1-1/2″	Rough Brass	25
11114	1-1/2″ x 1-1/4″	Chrome Plated	25
2112A	2″ x 1-1/2″	Chrome Plated	25

TRAPS

LA Pattern Trap With Cleanout

Individually Boxed with Barcode ▪ Includes Solid Brass Nut ▪ Brass



PART#	SIZE	FINISH	QTY
21326	2″ IPS x 1-1/2″	Rough Brass	15
11315	1-1/2″ IPS x 1-1/4″	Chrome Plated	25

LA Pattern Trap Less Cleanout

Individually Boxed with Barcode ▪ Includes Solid Brass Nut ▪ Brass



PART#	SIZE	FINISH	QTY
21315	1-1/2″ IPS x 1-1/2″	Rough Brass	25
21316	2″ IPS x 1-1/2″	Rough Brass	15
21317	1-1/2″ SWT x 1-1/2″	Rough Brass	25
11314	1-1/2″ IPS x 1-1/4″	Chrome Plated	25

Low Seal Bath Trap

Individually Boxed with Barcode ▪ Brass



PART#	SIZE	FINISH	QTY
21415	1-1/2″	Rough Brass	25

Swing “Tee” Trap

Individually Boxed with Barcode ▪ Includes Solid Brass Nut ▪ Brass



PART#	SIZE	FINISH	QTY
2122	2″ x 1-1/2″	Rough Brass	15

3-Way Tee

Brass



PART#	SIZE	FINISH	QTY
21515B	1-1/2″ With Nut & Washer	Rough Brass	25

TUBULAR

Slip Joint Waste Bend

S/J Connect ▪ Nuts & Washers ▪ Brass ▪ Individually Boxed with Barcode



PART#	SIZE	FINISH	GAUGE	QTY
2194	1-1/2" x 4"	Rough Brass	22GA	25
2196	1-1/2" x 6"	Rough Brass	22GA	25
2198	1-1/2" x 8"	Rough Brass	22GA	25
21910	1-1/2" x 10"	Rough Brass	22GA	25
21912	1-1/2" x 12"	Rough Brass	22GA	25
21915	1-1/2" x 15"	Rough Brass	22GA	25
21918	1-1/2" x 18"	Rough Brass	22GA	25
21924	1-1/2" x 24"	Rough Brass	22GA	25
21930	1-1/2" x 30"	Rough Brass	22GA	25
21936	1-1/2" x 36"	Rough Brass	22GA	25
31912	1-1/2" x 12"	Chrome Plated	22GA	25
2196-20	1-1/2" x 6"	Rough Brass	20GA	25
2198-20	1-1/2" x 8"	Rough Brass	20GA	25
21912-20	1-1/2" x 12"	Rough Brass	20GA	25
21918-20	1-1/2" x 18"	Rough Brass	20GA	25
21924-20	1-1/2" x 24"	Rough Brass	20GA	25
41912	1-1/2" x 12"	Rough Brass	17GA	25
41918	1-1/2" x 18"	Rough Brass	17GA	25
41924	1-1/2" x 24"	Rough Brass	17GA	25
51912	1-1/2" x 12"	Chrome Plated	17GA	25
51918	1-1/2" x 18"	Chrome Plated	17GA	25

Slip Joint Waste Bend

S/J Connect ▪ With 2 Nuts and 2 Washers ▪ Brass ▪ UPC Barcode



PART#	SIZE	FINISH	GAUGE	QTY
1194	1-1/4" x 4"	Chrome Plated	22GA	25
1196	1-1/4" x 6"	Chrome Plated	22GA	25
1198	1-1/4" x 8"	Chrome Plated	22GA	25
11912	1-1/4" x 12"	Chrome Plated	22GA	25
6196	1-1/4" x 6"	Chrome Plated	17GA	25
6198	1-1/4" x 8"	Chrome Plated	17GA	25
61912	1-1/4" x 12"	Chrome Plated	17GA	25

Direct Connect Waste Bend

Quick Hookup ▪ Brass ▪ UPC Barcode



PART#	SIZE	FINISH	GAUGE	QTY
2218	1-1/2" x 8"	Rough Brass	22GA	25
22112	1-1/2" x 12"	Rough Brass	22GA	25
22118	1-1/2" x 18"	Rough Brass	22GA	25
22124	1-1/2" x 24"	Rough Brass	22GA	25
52112	1-1/2" x 12"	Chrome Plated	17GA	25
42112	1-1/2" x 12"	Rough Brass	17GA	25
42118	1-1/2" x 18"	Rough Brass	17GA	25

TUBULAR

Double Waste Bend

Brass ▪ Individually Boxed with Barcode



PART#	SIZE	FINISH	GAUGE	QTY
22024	1-1/2" x 24"	Rough Brass	22GA	25
42024	1-1/2" x 24"	Rough Brass	17GA	25

Flanged Sink Tailpiece

Direct Connect ▪ Brass ▪ UPC Barcode



PART#	SIZE	FINISH	GAUGE	QTY
2236	1-1/2" x 6"	Rough Brass	22GA	25
2238	1-1/2" x 8"	Rough Brass	22GA	25
22312	1-1/2" x 12"	Rough Brass	22GA	25
22318	1-1/2" x 18"	Rough Brass	22GA	25
22324	1-1/2" x 24"	Rough Brass	22GA	25
3236	1-1/2" x 6"	Chrome Plated	22GA	25
3238	1-1/2" x 8"	Chrome Plated	22GA	25
32312	1-1/2" x 12"	Chrome Plated	22GA	25
12312	1-1/4" x 12"	Chrome Plated	22GA	25
2236-20	1-1/2" x 6"	Rough Brass	20GA	25
2238-20	1-1/2" x 8"	Rough Brass	20GA	25
22312-20	1-1/2" x 12"	Rough Brass	20GA	25
42312	1-1/2" x 12"	Rough Brass	17GA	25
42318	1-1/2" x 18"	Rough Brass	17GA	25
NEW **5234**	1-1/2" x 4"	Chrome Plated	17GA	25
NEW **5236**	1-1/2" x 6"	Chrome Plated	17GA	25
NEW **5238**	1-1/2" x 8"	Chrome Plated	17GA	25
52312	1-1/2" x 12"	Chrome Plated	17GA	25
NEW **6236**	1-1/4" x 6"	Chrome Plated	17GA	25
NEW **6238**	1-1/4" x 8"	Chrome Plated	17GA	25
NEW **62312**	1-1/4" x 12"	Chrome Plated	17GA	25

Slip Joint Extension Tube

S/J Connect ▪ With Nuts and Washers ▪ Brass ▪ UPC Barcode



PART#	SIZE	FINISH	GAUGE	QTY
2248	1-1/2" x 8"	Rough Brass	22GA	25
22412	1-1/2" x 12"	Rough Brass	22GA	25
22418	1-1/2" x 18"	Rough Brass	22GA	25
3246	1-1/2" x 6"	Chrome Plated	22GA	25
3248	1-1/2" x 8"	Chrome Plated	22GA	25
32412	1-1/2" x 12"	Chrome Plated	22GA	25
1246	1-1/4" x 6"	Chrome Plated	22GA	25
1248	1-1/4" x 8"	Chrome Plated	22GA	25
12412	1-1/4" x 12"	Chrome Plated	22GA	25
22412-20	1-1/2" x 12"	Rough Brass	20GA	25
42412	1-1/2" x 12"	Rough Brass	17GA	25
NEW **52416**	1-1/2" x 6"	Chrome Plated	17GA	25
NEW **52418**	1-1/2" x 8"	Chrome Plated	17GA	25
52412	1-1/2" x 12"	Chrome Plated	17GA	25
NEW **6246**	1-1/4" x 6"	Chrome Plated	17GA	25
NEW **6248**	1-1/4" x 8"	Chrome Plated	17GA	25
62412	1-1/4" x 12"	Chrome Plated	17GA	25

TUBULAR

Double Offset Flanged x Threaded

Direct Connect x S/J Connect ▪ With Nut and Washer



PART#	SIZE	FINISH	GAUGE	QTY
22212QHU	1-1/2″	Rough Brass	22GA	25

Double Offset

S/J Connect ▪ With Nuts and Washers ▪ Brass ▪ UPC Barcode



PART#	SIZE	FINISH	GAUGE	QTY
12212	1-1/4″	Chrome Plated	22GA	25
22212	1-1/2″	Rough Brass	22GA	25
32212	1-1/2″	Chrome Plated	22GA	25
22212-20	1-1/2″	Rough Brass	20GA	25
62221	1-1/4″	Chrome Plated	17GA	25
42212	1-1/2″	Rough Brass	17GA	25
52212	1-1/2″	Chrome Plated	17GA	25

Slip Joint Coupling

S/J Connect ▪ Brass ▪ UPC Barcode



PART#	SIZE	FINISH	GAUGE	QTY
11815	1-1/2″	Chrome Plated	22GA	25

Threaded Tube

S/J Connect ▪ Threaded Both Ends ▪ Brass ▪ UPC Barcode



PART#	SIZE	FINISH	GAUGE	QTY
22512	1-1/2″ x 12″	Rough Brass	22GA	25
22518	1-1/2″ x 18″	Rough Brass	22GA	25
32512	1-1/2″ x 12″	Chrome Plated	22GA	25
1258	1-1/4″ x 8″	Chrome Plated	22GA	25
12512	1-1/4″ x 12″	Chrome Plated	22GA	25
22512-20	1-1/2″ x 12″	Rough Brass	20GA	25
NEW **42506**	1-1/2″ x 6″	Rough Brass	17GA	25
NEW **42508**	1-1/2″ x 8″	Rough Brass	17GA	25
42512	1-1/2″ x 12″	Rough Brass	17GA	25
42524	1-1/2″ x 24″	Rough Brass	17GA	25
NEW **52506**	1-1/2″ x 6″	Chrome Plated	17GA	25
NEW **52508**	1-1/2″ x 8″	Chrome Plated	17GA	25
52512	1-1/2″ x 12″	Chrome Plated	17GA	25
NEW **61206**	1-1/4″ x 6″	Rough Brass	17GA	25
NEW **61208**	1-1/4″ x 8″	Rough Brass	17GA	25
NEW **51206**	1-1/4″ x 6″	Chrome Plated	17GA	25
NEW **51208**	1-1/4″ x 8″	Chrome Plated	17GA	25
51217	1-1/4″ x 12″	Chrome Plated	17GA	25

TUBULAR

Brass Dishwasher Tailpiece

1/2" Branch ▪ Brass ▪ UPC Barcode



PART#	SIZE	INLET	FINISH	GAUGE	QTY
21312	1-1/2" x 12"	1/2" (5/8" OD)	Rough Brass	22GA	25
21412	1-1/2" x 12"	1/2" (5/8" OD)	Rough Brass	20GA	25
NEW **61306**	1-1/2" x 6" DC	1/2" (5/8" OD)	Rough Brass	17GA	25
NEW **61308**	1-1/2" x 8" DC	1/2" (5/8" OD)	Rough Brass	17GA	25
41312	1-1/2" x 12"	1/2" (5/8" OD)	Rough Brass	17GA	25
NEW **51308-QHU**	1-1/2" x 8" DC	3/4" (7/8" OD)	Chrome Plated	17GA	25
NEW **51308**	1-1/2" x 8" DC	1/2" (5/8" OD)	Chrome Plated	17GA	25
NEW **51306-QHU**	1-1/2" x 6" DC	3/4" (7/8" OD)	Chrome Plated	17GA	25
NEW **51306**	1-1/2" x 6" DC	1/2" (5/8" OD)	Chrome Plated	17GA	25
PART#	SIZE	INLET	FINISH	GAUGE	QTY
NEW **51608-78**	1-1/2" x 8" SJ	3/4" (7/8" OD)	Chrome Plated	17GA	25
NEW **51608-58**	1-1/2" x 8" SJ	1/2" (5/8" OD)	Chrome Plated	17GA	25

Brass Washer Machine Tailpiece

3/4" Branch ▪ Brass ▪ UPC Barcode



PART#	SIZE	FINISH	GAUGE	QTY
21313	1-1/2" x 12"	Rough Brass	22GA	25
21413	1-1/2" x 12"	Rough Brass	20GA	25
41313	1-1/2" x 12"	Rough Brass	17GA	25

Trap Primer Tailpiece

3/4" Branch ▪ Brass ▪ UPC Barcode



PART#	SIZE	FINISH	GAUGE	QTY
NEW **74012**	1-1/2" x 8" DC	Chrome Plated	17GA	25
NEW **74011**	1-1/2" x 8" SJ	Chrome Plated	17GA	25
NEW **74010**	1-1/2" x 8" FT	Chrome Plated	17GA	25

Dishwasher Slip Joint Waste Bend

1/2" Copper Inlet ▪ Brass ▪ Available in Left or Right Inlet



PART#	SIZE	FINISH	GAUGE	QTY
21412-ELL	1-1/2" x 12" Left	Rough Brass	20GA	25
21412-ELR	1-1/2" x 12" Right	Rough Brass	20GA	25

Brass Washing Machine Tee

Brass ▪ UPC Barcode



PART#	SIZE	FINISH	QTY
WMT112S	1-1/2" MIP x 1-1/2" OD Tubular	Rough Brass	10
WMT112M	1-1/2" MIP x 1-1/2" FIP	Rough Brass	10

DECO TUBULAR

Round Bottle Style P-Trap

REUSS

Threaded ▪ With Tailpiece ▪ Flat + Deep Escutcheon



FINISH	PART#	SIZE	INNER	MASTER
Chrome	**12717-C**	1-1/4"	1	25
Brushed Nickel	**12717-N**	1-1/4"	1	25
Matte Black	**12717-MB**	1-1/4"	1	25
Brushed Gold	**12717-BG**	1-1/4"	1	25

Brass Square Style P-Trap

REUSS

Threaded ▪ With Tailpiece ▪ Flat + Deep Escutcheon



FINISH	PART#	SIZE	INNER	MASTER
Chrome	**12718-C**	1-1/4"	1	25
Brushed Nickel	**12718-N**	1-1/4"	1	25
Matte Black	**12718-MB**	1-1/4"	1	25
Brushed Gold	**12718-BG**	1-1/4"	1	25

Deco Slip Joint Extension

REUSS

17GA



FINISH	PART#	SIZE	INNER	MASTER
Chrome	**62412-C**	1-1/4" x 12"	1	25
Brushed Nickel	**62412-N**	1-1/4" x 12"	1	25
Matte Black	**62412-MB**	1-1/4" x 12"	1	25
Brushed Gold	**62412-BG**	1-1/4" x 12"	1	25

Deco P-Trap Less Cleanout

REUSS

Flat + Deep Escutcheon ▪ 17GA



FINISH	PART#	SIZE	INNER	MASTER
Brushed Nickel	**12714N-S**	1-1/4"	1	25
Matte Black	**12714MB-S**	1-1/4"	1	25
Brushed Gold	**12714BG-S**	1-1/4"	1	25

TUBULAR

Sure Grip Flanges

Chrome Plated



PART #	SIZE	INNER	MASTER
E-03114	1-1/4" IPS Shallow	25	1000
E-031112	1-1/2" IPS Shallow	25	1000
E-051114	1-1/4" IPS Deep	50	200
E-0512	1-1/2" IPS Deep	50	200

Die Cast Slip Joint Nuts



PART #	SIZE	FINISH	INNER	MASTER
1312	1-1/2"	Chrome Plated	100	500
1314	1-1/4"	Chrome Plated	100	500
1315	1-1/2" x 1-1/4"	Chrome Plated	100	500
22612	1-1/2"	Rough Brass	100	500

Solid Brass Slip Joint Nut



PART #	SIZE	FINISH	INNER	MASTER
22614	1-1/2"	Chrome Plated	100	500
22613	1-1/2"	Rough Brass	100	500
22615	1-1/2" x 1-1/4"	Rough Brass	100	500

Slip Cap



PART #	SIZE	FINISH	INNER	MASTER
1313	1-1/2"	Chrome Plated	100	500

Slip Joint Washers

PART #	SIZE	INNER	MASTER
1321	1-1/2" x 1-1/4"	250	1000
1322	1-1/4"	250	1000
1323	1-1/2"	250	1000
1324	1-1/2" Tailpiece	250	1000

DWV Pipe to Plastic / Copper



PART #	SIZE	INNER	MASTER
4877	1-1/2" or 1-1/4" Tubular x 3/4" / 1" Plastic or 1" Copper	1	100
4876	2" PVC x 3/4" / 1" Plastic or 1" Copper	1	100

Dishwasher Drain Connector



PART #	SIZE	INNER	MASTER
4801DW	Universal Fit 5/8", 3/4", 7/8", 1"	1	100

Flexible Drain Trap



PART #	SIZE	INNER	MASTER
4865	1-1/2" Flexible Drain Trap	1	30

Drain / Trap & Tubular Connectors



- Connects sink traps to hose drain pipe
- Connects DWV piping to brass or PVC tubular

PART #	SIZE	INNER	MASTER
4812	1-1/2" x 1-1/4"	1	50
4814	1-1/2" Tub x 1-1/2" Tub	1	50
4813	2" x 1-1/2"	1	50

CAST BRASS DWV

RAVEN SPECIALTY PRODUCTS

Union DWV P-Trap

Less Cleanout



- For use with residential and commercial drain, waste and vent systems

PART #	SIZE / DESCRIPTION	INNER	MASTER
112CCUPTLCO	1-1/2″ C x 1-1/2″ C	10	20
112CSJUPTLCO	1-1/2″ C x 1-1/2″ SJ	10	20

DWV P-Trap

With Cleanout



- For use with residential and commercial drain, waste and vent systems

PART #	SIZE / DESCRIPTION	INNER	MASTER
112C114SJPT/CO	1-1/2″ C x 1-1/4″ SJ	10	20
112CSJPT/CO	1-1/2″ C x 1-1/2″ SJ	10	20
2CCPTRAP/CO	2″ C x 2″ C W/ C-O	5	10

DWV P-Trap

Less Cleanout



- For use with residential and commercial drain, waste and vent systems

PART #	SIZE / DESCRIPTION	INNER	MASTER
2CCPTRAPLCO	2″ C x 2″ C L/C-O	5	10

Copper x Slip Joint Adapters

Cast Copper ▪ Adapts 1-1/2″ Tubular Traps



PART #	SIZE / DESCRIPTION	INNER	MASTER
112C112SJD	1-1/2″ C x 1-1/2″ SJ / BR Nuts	10	60
112C114SJD	1-1/2″ C x 1-1/4″ SJ / BR Nuts	10	60

Round Trap Bushings



PART #	SIZE / DESCRIPTION	INNER	MASTER
112CMRTB	1-1/2″ C x M	25	100
2CMRTB	2″ C x M	50	100

Hex Trap Bushings



PART #	SIZE / DESCRIPTION	INNER	MASTER
112CMHTB	1-1/2″ C x M	10	100
2CMHTB	2″ C x M	10	100

Pressure Adapters



PART #	SIZE / DESCRIPTION	INNER	MASTER
112C2MA	1-1/2″ C x 2″ M	10	60

No Hub Adapters



PART #	SIZE / DESCRIPTION	INNER	MASTER
2CNHA	2″ C	10	100
112C2NHA	2″ x 1-1/2″ C	10	100

DWV C X M Adapters



PART #	SIZE / DESCRIPTION	INNER	MASTER
112CMA	1-1/2″ C x M	10	60

End Clean Out

With Plug



PART #	SIZE / DESCRIPTION	INNER	MASTER
122CCECO	1-1/2″ C	40	40
2CCECO	2″ C	25	25

Dandy Clean Out Tee

With Plug



PART #	SIZE / DESCRIPTION	INNER	MASTER
112CCDWCO	1-1/2″ C	40	40
2CCDWC)	2″ C	25	25

BATH WASTE

Brass Trip Lever Bath Waste

20 Gauge Brass Tubular ▪ Boxed w/ Barcode



- 20 Gauge brass tubular
- 1-1/2" Drain
- 2" Hole overflow plate

PART#	DESCRIPTION	INNER	MASTER
5113	Standard	1	12
5114	Fits 18" - 24" Tub	1	12

Standing Bath Waste & Overflow

Combination Male & Female ▪ Brass Body



- Size approximately 1-1/2" x 19"

PART#	DESCRIPTION	INNER	MASTER
5112	Combo male and female	1	10

Brass Waste & Overflow Shoe

Chrome Strainer Body



PART#	DESCRIPTION	INNER	MASTER
5113BS	Brass shoe	1	20

FOR TRIP LEVER AND DRAIN REPLACEMENT PARTS SEE OUR TUB & SHOWER SECTION

Trip Lever Bath Waste

1-1/2" Plastic Tubular



- Adjustable
- Chrome Trim

PART#	DESCRIPTION	INNER	MASTER
P5114C	Trip Lever Bath Waste	1	20

Lift & Turn Bath Waste

1-1/2" Plastic Tubular



- Adjustable
- Chrome Trim

PART#	DESCRIPTION	INNER	MASTER
P5115C	Lift & Turn Bath Waste	1	20

Toe Touch Bath Waste

1-1/2" Plastic Tubular



- Adjustable
- Chrome Trim

PART#	DESCRIPTION	INNER	MASTER
P5116C	Toe Touch Bath Waste	1	20

PLASTIC TUBULAR

MasterSeal P-Trap

FLEXCRAFT®

With Reversible J-Bend Nuts

NEW



- Mastered premium trap design
- Reducing TPR washers
- Polypropylene plastic construction
- Marvel connect adapter included

MasterSeal PREMIUM TRAP DESIGN

PART#	SIZE	DESCRIPTION	INNER	MASTER
P12812MR	1-1/2″	P-Trap Master Seal w/ Marvel Connect	1	50

P-Trap w/Adapter

FLEXCRAFT®

Marvel Connect Adapter



- Easy installation
- Polypropylene plastic construction
- Marvel connect adapter included

PART#	SIZE	DESCRIPTION	INNER	MASTER
P12812M	1-1/2″	P-Trap w/ Adapter White	1	50
B12812M	1-1/2″	P-Trap w/ Adapter Black	1	50
P12815MT	1-1/2″	P-Trap w/ Adapter & TPR Washer	1	50

P-Trap

FLEXCRAFT®

Plain End



- Easy installation
- Polypropylene plastic construction

PART#	SIZE	DESCRIPTION	INNER	MASTER
P12815	1-1/4″	P-Trap White	1	50
P12812	1-1/2″	P-Trap White	1	50
B12815	1-1/4″	P-Trap Black	1	50

P-Trap w/Adapter & Flange

FLEXCRAFT®

Marvel Connect & Box Flange Escutcheon



- Available with TPR Washer
- Polypropylene plastic construction

PART#	SIZE	DESCRIPTION	INNER	MASTER
P12815A	1-1/4″	P-Trap w/ Adapter White	1	50
P12812A	1-1/2″	P-Trap w/ Adapter White	1	50
P12812AT	1-1/2″	P-Trap w/ Adapter & TPR Washer White	1	50
B12815AT	1-1/4″	P-Trap w/ Adapter & TPR Washer Black	1	50
P12812ATC	1-1/2″	P-Trap w/ Adapter & TPR Washer Chrome	1	25
P12815ATC	1-1/4″	P-Trap w/ Adapter & TPR Washer Chrome	1	50

PLASTIC TUBULAR

End Outlet Waste w/Slip Joint

FLEXCRAFT®

16" Length



- Easy installation
- 1-1/2" diameter
- Available with TPR Washer
- Polypropylene plastic construction

PART#	SIZE	DESCRIPTION	INNER	MASTER
P23416	1-1/2" x 16"	End Outlet Waste w/Slip Joint	1	50
P23416T	1-1/2" x 16"	End Outlet w/Slip Joint & TPR Washer	1	50

Telescope End Outlet Waste

FLEXCRAFT®

11"-17" Length ▪ With Branch



- Direct Connect
- Easy installation
- 1-1/2" diameter
- 11"- 17" Telescopic Waste Arm with Branch
- Polypropylene plastic construction

PART#	SIZE	DESCRIPTION	INNER	MASTER
P23917	1-1/2" x 17"	Telescope End Outlet w/ Branch	1	50

Center Outlet w/Slip Joint

FLEXCRAFT®

Polypropylene Plastic ▪ 16" Length



- Direct Connect
- Includes Baffle Tee
- Easy installation
- 1-1/2" diameter
- 16" Length Tubular Center Outlet Waste
- Polypropylene plastic construction

PART#	SIZE	DESCRIPTION	INNER	MASTER
P23616	1-1/2" x 16"	Center Outlet Waste w/Slip Joint	1	50

P-Trap w/Adapter

FLEXCRAFT®

Marvel Connect Adapter



- For use in tubular drain applications
- Marvel Connect Adapter included
- Box-style escutcheon Included
- TPR Washer included
- Available in 1-1/4" & 1-1/2" inlet

PART#	SIZE	DESCRIPTION	INNER	MASTER
P12916AT	1-1/2"	S-Trap w/ Adapter & TPR Washer	1	40
P12915AT	1-1/4"	S-Trap w/ Adapter & TPR Washer	1	50

Branch Tailpiece

FLEXCRAFT®

Polypropylene Plastic ▪ 8" Length



- Easy installation
- 1-1/2" diameter
- Maximum working pressure 10 psi

PART#	SIZE	DESCRIPTION	INNER	MASTER
P21312	1-1/2"	Branch Tailpiece White - 1/2" Direct Connect	1	100
P21313	1-1/2"	Branch Tailpiece White - Direct Connect	1	50
B21313	1-1/2"	Branch Tailpiece Black Direct Connect	1	50
P21315	1-1/2"	Branch Tailpiece 1/2" Branch Slip Joint	1	50
P21317	1-1/2"	Branch Tailpiece 1/2" or 3/4" Branch Slip Joint	1	50

Disposal Tee Kit - Telescopic

FLEXCRAFT®

Polypropylene Plastic ▪ w/ Rubber Washer ▪ Waste Disposal



- Includes disposal connection washer
- Includes both 6" and 10" tailpieces
- Tee has baffle

PART#	SIZE	DESCRIPTION	INNER	MASTER
P23918	-	Telescopic Tee White	1	25
B23918	-	Telescopic Tee Black	1	25

PLASTIC TUBULAR

Offset Trap

FLEXCRAFT®

Polypropylene Plastic



- For use in tubular drain applications
- Easy installation
- 1-1/2" diameter
- Includes nuts and rubber washers
- Polypropylene plastic construction

PART#	SIZE	DESCRIPTION	INNER	MASTER
P22212	1-1/2"	Offset Trap White	1	50
B22212	1-1/2"	Offset Trap Black	1	50

Extension Tube

FLEXCRAFT®

Polypropylene Plastic ▪ 6" & 12" Length



- Easy installation
- Available in 6" & 12" Length
- Tubular extension tube
- Polypropylene plastic construction

PART#	SIZE	DESCRIPTION	INNER	MASTER
P2246	1-1/2" x 6"	Extension Tube Slip Joint	1	50
P12412	1-1/4" x 12"	Extension Tube	1	50
P2248	1-1/2" x 8"	Extension Tube	1	50
P22412	1-1/2" x 12"	Extension Tube	1	50
P1246	1-1/4" x 6"	Extension Tube Solvent Weld	1	50
P1246S	1-1/4" x 6"	Extension Tube Solvent Weld	1	50
P2248S	1-1/2" x 8"	Extension Tube Solvent Weld	1	50
P22412S	1-1/2" x 12"	Extension Tube Solvent Weld	1	50

Flanged Tailpiece

FLEXCRAFT®

Polypropylene Plastic ▪ 8" & 12" Length



- Easy installation
- IAPMO listed
- Meets ASTM F409
- Flanged end
- Polypropylene plastic construction

PART#	SIZE	DESCRIPTION	INNER	MASTER
P2238	1-1/2" x 8"	Flanged Tailpiece	1	50
P22312	1-1/2" x 12"	Flanged Tailpiece	1	50

Double End Extension Tube

FLEXCRAFT®

Polypropylene Plastic ▪ 16" Length



- Easy installation
- Tubular extension tube
- Polypropylene plastic construction

PART#	SIZE	DESCRIPTION	INNER	MASTER
P23816	1-1/2" x 16"	Double End Extension Tube White	1	50
B23816	1-1/2" x 16"	Double End Extension Tube Black	1	50
B22816	1-1/4" x 16"	Double End Extension Tube Black	1	50
P22816	1-1/4" x 16"	Double End Extension Tube White	1	50

Double End Flanged Tube

FLEXCRAFT®

Polypropylene Plastic ▪ 16" Length



- Easy installation
- IAPMO listed
- Meets ASTM F409
- Flanged end with 2 Nuts and 2 Washers or 2 TPR Washers

PART#	SIZE	DESCRIPTION	INNER	MASTER
P22316D	1-1/2"	Flanged Tube Only White	10	50
P22316	1-1/2"	Flanged Tube w/ Nuts and Washers White	10	50
P22316T	1-1/2"	Flanged Tube w/ TPR Washers White	10	50
B22316D	1-1/2"	Flanged Tube Only Black	10	50
B22316T	1-1/2"	Flanged Tube w/TPR Washers Black	10	50
P12815ATC	1-1/4"	P-Trap w/ Adapter & TPR Washer Chrome	1	50

Waste Arm Slip Joint

FLEXCRAFT®

Polypropylene Plastic ▪ 15" Length



- Easy installation
- 1-1/2" diameter inlet
- 15" Length
- Polypropylene plastic construction

PART#	SIZE	DESCRIPTION	INNER	MASTER
P21915	1-1/2" x 15"	Waste Arm Slip Joint White	10	50
B21915	1-1/2" x 15"	Waste Arm Slip Joint Black	10	50
B21909	1-1/2" x 9.5"	Waste Arm Slip Joint Black	10	50
P21816	1-1/2" x 16"	Waste Arm Direct Connect	10	50

PLASTIC TUBULAR

End Outlet Tee

FLEXCRAFT®

Polypropylene Plastic ▪ 5" Length Baffle Tee



- Easy installation
- 1-1/2" diameter
- Slip joint nuts and washers included
- Polypropylene plastic construction

PART#	SIZE	DESCRIPTION	INNER	MASTER
P21125	1-1/2"x5"	End Outlet Tee	1	50

J Bend Slip Joint

FLEXCRAFT®

Polypropylene Plastic



PART#	SIZE	DESCRIPTION	INNER	MASTER
P12808	1-1/2"	J Bend Slip Joint	1	50

90° Slip Elbow

FLEXCRAFT®

Polypropylene Plastic



- Includes nuts and washers

PART#	SIZE	DESCRIPTION	INNER	MASTER
P1195	1-1/2"	Slip Elbow White	1	50
B1195	1-1/2"	Slip Elbow Black	1	50

Double Slip Coupling

FLEXCRAFT®

Polypropylene Plastic



PART#	SIZE	DESCRIPTION	INNER	MASTER
P1197	1-1/2"	Double Slip Coupling	1	50

3 Way End Outlet Tee

FLEXCRAFT®

Polypropylene Plastic



- Slip joint tee connector
- Easy installation
- 1-1/2" diameter
- Slip joint nuts and washers included
- Polypropylene plastic construction

PART#	SIZE	DESCRIPTION	INNER	MASTER
P21515	1-1/2"	3 Way End Outlet Tee	1	50

P-Bend

FLEXCRAFT®

Polypropylene Plastic



- For use in tubular drain applications
- Easy installation
- Repairs sink trap tubing
- Maximum working pressure of 15 psi
- Polypropylene plastic construction

PART#	SIZE	DESCRIPTION	INNER	MASTER
P51278	1-1/2" x 7.8"	P-Bend	1	50

Repair Trap Slip Joint

FLEXCRAFT®

Polypropylene Plastic



PART#	SIZE	DESCRIPTION	INNER	MASTER
P12812R	1-1/2"	J Bend Slip Joint	1	50

45° Slip Elbow

FLEXCRAFT®

Polypropylene Plastic



- Includes nuts and washers

PART#	SIZE	DESCRIPTION	INNER	MASTER
P1194	1-1/2"	Slip Elbow White	1	50
B1194	1-1/2"	Slip Elbow Black	1	50

Plastic Air Gap Cap

FLEXCRAFT®

Polypropylene Plastic ▪ Chrome Plated



- Easy installation
- 5/8" inlet x 7/8" outlet
- For Dishwasher and Disposer installation
- Universal design
- Polypropylene plastic construction

PART#	SIZE	DESCRIPTION	INNER	MASTER
P18203	5/8" x 7/8"	Plastic Air Gap Cap	1	100

PLASTIC TUBULAR

Flex P-Trap

FLEXCRAFT®

Polypropylene Plastic



- Ideal for repairs
- Easy installation

PART#	SIZE	DESCRIPTION	INNER	MASTER
P12812X	1-1/2"	P-Trap PVC FLEX	1	25

Flex P-Bend

FLEXCRAFT®

Polypropylene Plastic



- Ideal for repairs
- Easy installation

PART#	SIZE	DESCRIPTION	INNER	MASTER
P12812X	1-1/2"	P-Trap PVC FLEX	1	25

Slip Nuts

FLEXCRAFT®

Polypropylene Plastic



- Easy installation
- For use with slip joint connections
- Available in 1-1/2" & 1-1/4" diameter
- Ideal for white plastic, tubular slip joint connections
- Polypropylene plastic construction

PART#	SIZE	DESCRIPTION	INNER	MASTER
P22612	1-1/2"	Slip Nuts	100	1000
P1314	1-1/4"	Slip Nuts	100	1000
B22612	1-1/2"	Slip Nuts Black	100	1000
B1314	1-1/4"	Slip Nuts Black	100	1000

Slip Nuts

FLEXCRAFT®

Polypropylene Plastic



- Easy installation
- 1-1/2" diameter
- Ideal for white plastic, tubular slip joint connections
- For use with slip joint connections

PART#	SIZE	DESCRIPTION	INNER	MASTER
P1324	1-1/2"	Tailpiece Rubber Washer	100	1000

Flex Extension Tube

FLEXCRAFT®

Polypropylene Plastic



- Ideal for repairs
- Easy installation

PART#	SIZE	DESCRIPTION	INNER	MASTER
P1914X	1-1/4" x 9"	Ext. Tube PVC FLEX	1	50
P12412X	1-1/2" x 12"	Ext. Tube PVC FLEX	1	50

Trap Wall Flange

FLEXCRAFT®

Polypropylene Plastic ▪ Box-Style Escutcheon



- Box-style escutcheon
- Easy installation
- 1-1/2" diameter
- Conceals hole around drainage pipe under sink
- Polypropylene plastic construction

PART#	SIZE	DESCRIPTION	INNER	MASTER
P5112	1-1/2"	Trap Flange	1	100

Rubber Washer

FLEXCRAFT®



- Easy installation
- Ideal for white plastic, tubular slip joint connections
- For use with slip joint connections

PART#	SIZE	DESCRIPTION	INNER	MASTER
P1323	1- 1/2"	Rubber Washer	100	5000
P1322	1-1/4"	Rubber Washer	100	5000

Rubber Washer

FLEXCRAFT®

1-1/2" x 1-1/4"



- Easy installation
- Available in 1-1/2" x 1-1/4" diameter
- Ideal for white plastic, tubular slip joint connections
- For use with slip joint connections

PART#	SIZE	DESCRIPTION	INNER	MASTER
P1321	1- 1/2" x 1-1/4"	Rubber Washer	100	5000

FLEXCRAFT®

SOFT GUARD

FLEXIBLE UNDERSINK PIPING COVER KIT

UNIVERSAL FIT FOR 1½" & 1¼" P-TRAPS
DURABLE /EASY TO CLEAN WHITE PVC

WRAP -AND- SNAP

ADA COMPLIANT

SOFT GUARD Tubular Protection Wraps

Soft Under Sink Protectors ▪ Universal Fit ▪ White

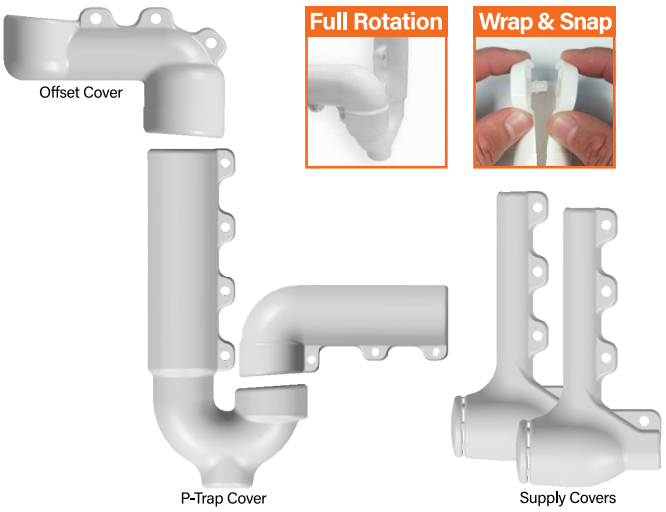

- Fits all Cast Brass, Tubular Brass, PVC Sch 40 or Tubular P-Traps
- Durable & Easy to Clean UV Inhibited Molded PVC Material
- Accommodates the Full Rotation of all Styles of P-Traps
- Easy & Secure Wrap & Snap Closure System
- Can Be Cut To Size For Perfect Fit
- Models Available to Fit Supply Lines
- Complies with IAPMO PS-54 & ASME A112.18.9 Standards
- Complies with ASTM G21 Anti-Fungal & Anti-Microbial
- ADA Compliant 4.19.4

PART#	SIZE / DESCRIPTION	INNER	MASTER
ADA330	P-Trap & 2 Valve Supply Covers	1	12
ADA340	P-Trap, 2 Valve Supply Covers, Offset Cover	1	12
ADA310	P-Trap Cover	1	20
ADA320	2 Valve Supply Covers	1	20
ADA350	Offset Cover	1	25

TUBULAR PROTECTION WRAPS

HANDY-SHIELD MAXX

Soft Under Sink Protectors ▪ Universal Fit ▪ White

HANDY-SHIELD MAXX



Fits Flexible Supply line



Quick Velcro Fasteners



- Universal Fit for a wider range of trap sizes including Sch 40 Plastic w/Swivel Nuts
- Soft & Durable PVC Finish Material
- Full Length Velcro – Fusion Bonded
- Optional Snap Lock Fasteners for Tamper Resistance
- Fits Brass / Plastic 1-1/4" & 1-1/2" P-Traps
- Fits Flexible Supply Lines
- Can Be Cut To Size For Perfect Fit
- UV Inhibited, Anti-Microbial, Anti-Fungal
- ADA Compliant 4.19.4. Meets ASTM E 84-07 25 flame/450 smoke

PART#	SIZE / DESCRIPTION	CARTON
3011	P-Trap	10
3021	1 Valve & Supply Cover	10
3041	1 Wheelchair Offset Cover	10
2003W	3 Piece Kit: 1 P-Trap Cover & 2 Supply Covers	10
2004W	4 Piece Kit: 1 P-Trap Cover & 2 Supply, & 1 Offset Cover	10

TRAP GEAR

Soft Under Sink Protectors ▪ Slim Fit ▪ White

Trap Gear Slim, Sleek Fit



Fits Flexible Supply line



Quick Velcro Fasteners



- Slim Fit providing a sleek and fitted installation
- Soft & Durable PVC Finish Material
- Full Length Velcro – Fusion Bonded
- Optional Snap Lock Fasteners for Tamper Resistance
- Fits Brass / Plastic 1-1/4" & 1-1/2" P-Traps
- Fits Flexible Supply Lines
- Can Be Cut To Size For Perfect Fit
- UV Inhibited, Anti-Microbial, Anti-Fungal
- ADA Compliant 4.19.4. Meets ASTM E 84-07 25 flame/450 smoke

PART#	SIZE / DESCRIPTION	CARTON
307W	P-Trap	10
327W	1 Valve & Supply Cover	10
304W	1 Wheelchair Offset Cover	10
396W	3 Piece Kit: 1 P-Trap Cover & 2 Supply Covers	10
427W	4 Piece Kit: 1 P-Trap Cover & 2 Supply, & 1 Offset Cover	10

PRO-EXTREME

Sturdy Molded PVC Under Sink Protectors ▪ White

PRO-EXTREME



Valve Access Cap



Full Rotation Option



Easy Snap-Lock Fasteners



- Sturdy Molded PVC Delivers Superior Aesthetics
- Smooth One Piece Design Prevents Grime & Build Up
- Easy Snap-Lock Fasteners
- Quick Valve Access Cap
- Full Rotation Option
- Fits Brass / Plastic 1-1/4" & 1-1/2" P-Traps W/ Supply Risers
- UV Inhibited, Anti-Microbial, Anti-Fungal
- ADA Compliant 4.19.4

PART#	SIZE / DESCRIPTION	CARTON
X4114	Wheelchair Offset Cover	10
X4333	P-Trap & 2 Supply Cover	10
X4444	P-Trap, 2 Supply & 1 Offset Covers	10

EVERFLOW™

GRAB BARS

SHOWERS • BATHROOMS • RESTROOMS • LOCKER ROOMS

COMMERCIAL • RESIDENTIAL • HOSPITALS • SENIOR RESIDENCE • REHABILITATION CENTERS • GYMS



Metal Grab Bars

ANSI ADA Americans with Disabilities Act

18 Gauge • Conceled Snap-On Flange • Available in 18" to 48" Lengths





- 304 stainless steel
- Conceled 2" pan head #10 mounting screws included
- ANSI 1171, WW-P-541/8B Amendment 1, 16 April 1990
- Complies with the Americans with Disabilities Act when properly installed, sized, and located.

Brushed Metal Grab Bars

PART #	SIZE / DESCRIPTION	INNER	MASTER
GB11418	1-1/4" Grab bar 18" Long	4	12
GB11424	1-1/4" Grab bar 24" Long	4	12
GB11436	1-1/4" Grab bar 36" Long	4	12
GB11442	1-1/4" Grab bar 42" Long	4	12
GB11212	1-1/2" Grab bar 12" Long	4	12
GB11218	1-1/2" Grab bar 18" Long	4	12
GB11224	1-1/2" Grab bar 24" Long	4	12
GB11230	1-1/2" Grab bar 30" Long	4	12
GB11236	1-1/2" Grab bar 36" Long	4	12
GB11242	1-1/2" Grab bar 42" Long	4	12
GB11248	1-1/2" Grab bar 48" Long	4	12

Peened Metal Grab Bars

PART #	SIZE / DESCRIPTION	INNER	MASTER
GBP11218	1-1/2" Peened Grab Bar 18" Long	4	12
GBP11224	1-1/2" Peened Grab Bar 24" Long	4	12
GBP11236	1-1/2" Peened Grab Bar 36" Long	4	12
GBP11242	1-1/2" Peened Grab Bar 42" Long	4	12

Grab Bar Orientation

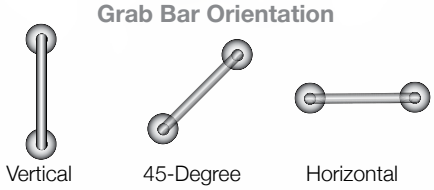

Grab bars must be attached to wall studs.
If you cannot locate two wall studs, install the handlebar vertically on one stud.
Check local codes for proper installation guidelines.

sales@everflowsupplies.com · 908-436-1100 · fax: 908-436-1162

EVERFLOW™ Premier PVF & Specialty Products

STRAINERS

Heavy Duty Brass Sink Strainer

Kohler Style ▪ Stainless Steel ▪ Individually Boxed w/ Barcode



- Fits sink with 3-1/2″ - 4″ opening
- 4-1/2″ Flange with brass nuts
- Rolled edge basket with ground joint seal

PART#	SIZE / DESCRIPTION	INNER	MASTER
7513	Solid Brass Nut & Lock Nut	1	25

Spin & Seal

Stainless Steel Body ▪ Individually Boxed w/ Barcode



- Fits sink with 3-1/2″ - 4″ opening
- 4-1/2″ Flange
- Stainless steel threaded post

PART#	SIZE / DESCRIPTION	INNER	MASTER
7541	Die Cast S/J Nut	1	50

EZ Connect Type

Stainless Steel Body & Basket ▪ Individually Boxed w/ Barcode



- Fits sink with 3-1/2″ - 4″ opening
- 4-1/2″ Flange
- 3 - Bolt flange installation

PART#	SIZE / DESCRIPTION	INNER	MASTER
7521	Die Cast S/J Nut	1	50

Junior Duo

Stainless Steel ▪ Individually Boxed w/ Barcode



- Fits sink w/ 1-7/8″ – 2-1/4″ opening
- 1-1/2″ basket – 2-1/2″ standard shank

PART#	SIZE / DESCRIPTION	INNER	MASTER
7551	Die Cast S/J Nut	1	100

Bar Style Junior Duo

Stainless Steel ▪ Individually Boxed w/ Barcode



- Fits sink with 1-7/8″ – 2-1/4″ opening

PART#	SIZE / DESCRIPTION	INNER	MASTER
7552	3″ Long Extended Shank	1	100

Flat Top Strainer

Stainless Steel ▪ Individually Boxed w/ Barcode



- Fits sinks with 3-1/2″ to 4″ opening

PART#	SIZE / DESCRIPTION	INNER	MASTER
7581	Die Cast S/J Nut	1	100

STRAINERS & BASKETS

Flat Top Duplex Strainer

Stainless Steel ▪ Individually Boxed w/ Barcode



- Fits sink with 1-7/8" to 2-1/4" opening
- 2-7/8" Flange

PART#	SIZE / DESCRIPTION	INNER	MASTER
7571	Die Cast S/J Nut	1	100

Laundry Tray Plug

Individually Boxed w/ Barcode



- Fits sink with 1-7/8" to 2-1/4" opening
- 2-7/8" flange ▪ Rubber stopper

PART#	SIZE / DESCRIPTION	INNER	MASTER
7561	Die Cast S/J Nut	1	100

Replacement Basket

Rubber Seal ▪ Bagged w/ Barcode



- Fits sink with 1-7/8" to 2-1/4" opening
- 2-7/8" Flange

PART#	SIZE / DESCRIPTION	INNER	MASTER
75111	7511, 7514, 7515, 7531	10	100
7532IN	7532	10	50

Basket

Rubber Seal ▪ Bagged w/ Barcode



- Fits standard drains
- Replacement basket of stainless steel with spring steel closure

PART#	SIZE / DESCRIPTION	INNER	MASTER
75121	7512	10	100

Flat Bottom Replacement Basket

Rubber Seal ▪ Bagged w/ Barcode



- Replacement basket of stainless steel

PART#	SIZE / DESCRIPTION	INNER	MASTER
7621	Generic	10	100

Basket

Rubber Seal ▪ Bagged w/ Barcode



- Fits Kohler strainer (Everflow Item #7513)
- Replacement basket of stainless steel with spring steel closure

PART#	SIZE / DESCRIPTION	INNER	MASTER
75131	7513	10	100

STRAINERS & BASKETS

Standard Duo Strainer

Stainless Steel ▪ Individually Boxed w/ Barcode



- Rolled edge basket with stick post
- Fits sinks with 3-1/2" to 4" openings

PART#	SIZE / DESCRIPTION	INNER	MASTER
7511	Die Cast S/J Nut	1	50

Premium Duo Strainer

Stainless Steel ▪ Individually Boxed w/ Barcode



- Extra thick 8mm rubber lock nut washer
- Fits sinks with 3-1/2" to 4" openings
- 4-1/2" Flange

PART#	SIZE / DESCRIPTION	INNER	MASTER
7516	Die Cast S/J Nut	1	50

Lucky 7 Style Sink Strainer

Stainless Steel Basket ▪ Individually Boxed w/ Barcode



- Metal post heavy lock nut, neoprene stopper
- Extra thick washer, machine cut thread

PART#	SIZE / DESCRIPTION	INNER	MASTER
7514	Die Cast S/J Nut	1	50

Deep Duo Strainer - Snaplock Basket

Stainless Steel ▪ Individually Boxed w/ Barcode



- Stainless steel basket with rolled edge / brass slip nut
- Ball bearing snap post for positive water seal
- Galvanized steel locking shell with 1-1/2" brass locknut
- Fits sinks with 3-1/2" to 4" openings

PART#	SIZE / DESCRIPTION	INNER	MASTER
7532	Strainer w/ Snaplock Basket SS	1	50
7532IN	Strainer Basket Replacement	1	50

Double Cup Sink Strainer

Stainless Steel ▪ Individually Boxed w/ Barcode



- Fits sink w/ 3-1/2" – 4" opening - 4-1/2" Flange
- 1-1/2" S/J nut

PART#	SIZE / DESCRIPTION	INNER	MASTER
7515	Standard Shank 1-1/4" - 2-7/8" Threads	1	50
7531	Extended Shank 1-7/8" - 3-3/4" Threads	1	50

Heavy Duty Brass Sink Strainer

CP Brass Body ▪ Individually Boxed w/ Barcode



- Fits sinks with 3-1/2" to 4" openings
- 4-1/2" Flange with brass nuts
- Rolled edge basket with ground joint seal

PART#	SIZE / DESCRIPTION	INNER	MASTER
7512	Brass Body Strainer Assembly	1	25

STRAINERS & BASKETS

Spin & Seal Strainer

Stainless Steel ▪ Bagged w/ Barcode



- Replacement for Everflow item #7541

PART#	SIZE / DESCRIPTION	INNER	MASTER
75411	7541	10	100

Junior Duo Basket Strainer

Stainless Steel ▪ Bagged w/ Barcode



- For sink with 2" – 2-1/2" openings and bar sinks
- Handles on basket functions as a lever to open and close the drain

PART#	SIZE / DESCRIPTION	INNER	MASTER
75511	7551	10	100

Strainer Basket

Stainless Steel ▪ Bagged w/ Barcode



PART#	SIZE / DESCRIPTION	INNER	MASTER
75811	7581	10	100

Sink Strainer

Stainless Steel ▪ Bagged w/ Barcode



PART#	SIZE / DESCRIPTION	INNER	MASTER
7501	1-1/2" - Without Post	10	100
7601	1-1/2" - With Post	10	100

Basin Strainer

Stainless Steel ▪ Bagged w/ Barcode



PART#	SIZE / DESCRIPTION	INNER	MASTER
7611	1"	10	100

Wash Tray Strainer

Stainless Steel ▪ Bagged w/ Barcode



PART#	SIZE / DESCRIPTION	INNER	MASTER
7591	1-1/4"	10	100

LAVATORY DRAINS

Lavatory Pop-up Assembly

Chrome Plated Brass Body



Lavatory Drain - Pop-up Assembly 22GA

PART#	SIZE	FINISH	GAUGE	INNER	MASTER
3411	1-1/4″	Chrome	22GA	1	25

Lavatory Drain - Pop-up Assembly 17GA

PART#	SIZE	FINISH	GAUGE	INNER	MASTER
30-01	1-1/4″	Chrome	17GA	1	30

Lavatory Grid Drain With Overflow

Chrome Plated Brass Body



Grid Drain - With Overflow

PART#	SIZE	FINISH	GAUGE	INNER	MASTER
3413	1-1/4″	Chrome	20GA	1	25

Lavatory Grid Drain With Offset

Chrome Plated Brass Body



Offset Grid Drain - With Overflow

PART#	SIZE	FINISH	GAUGE	INNER	MASTER
30-03	1-1/4″	Chrome	17GA	1	20

Lavatory Drains

Chrome Plated Brass Body



Drain with Chain & Stopper

PART#	SIZE	FINISH	GAUGE	INNER	MASTER
30-04	1-1/4″	Chrome	-	1	30

LAVATORY DRAINS

One Touch Pop-Up Drain

17G Brass



FINISH	W/ OVERFLOW #	NO OVERFLOW #	INNER	MASTER
Chrome Plated	**30-06C**	**30-05C**	1	50
Brushed Nickel	**30-06N**	**30-05N**	1	50
Matte Black	**30-06MB**	**30-05MB**	1	50
Satin Brass	**30-06SB**	**30-05SB**	1	50
Polished Nickel	**-**	**30-05PN**	1	50
Oil Rubbed Bronze	**-**	**30-05ORB**	1	50
Polished Brass	**-**	**30-05PB**	1	50

One Touch Pop-Up Drain

BALDOR

ABS Plastic ▪ Quick EZ-Clean Pop-Up



FINISH	W/ OVERFLOW #	NO OVERFLOW #	INNER	MASTER
Chrome	**PL30-06C**	**PL30-05C**	1	20
Brushed Nickel	**PL30-06N**	**PL30-05N**	1	20
Matte Black	**PL30-06MB**	**PL30-05MB**	1	20

Decorative Cap One Touch Pop-Up Drain

REUSS

17G Brass



FINISH	W/ OVERFLOW #	NO OVERFLOW #	INNER	MASTER
Chrome	**DPC-M11C**	**DPC-M10C**	1	50
Brushed Nickel	**DPC-M11N**	**DPC-M10N**	1	50
Matte Black	**DPC-M11MB**	**DPC-M10MB**	1	50
Brushed Gold	**DPC-M11BG**	**DPC-M10BG**	1	50
Modern Gold	**DPC-M11MG**	**DPC-M10MG**	1	50

Grid Drain

REUSS

17G Brass



FINISH	W/ OVERFLOW #	NO OVERFLOW #	INNER	MASTER
Chrome	**30-02C**	**30-12C**	1	30
Brushed Nickel	**30-02N**	**30-12N**	1	30
Matte Black	**30-02MB**	**30-12MB**	1	30
Brushed Gold	**30-02BG**	**30-12BG**	1	30

URINAL ACCESSORIES

Vacuum Breaker Tailpiece

Closet / Urinal



- Includes vacuum breaker & nut
- CP Brass, Fits Sloan & Zurn flush valves

PART#	SIZE	INNER	MASTER
81129	1-1/2" x 9"	1	25
81149	1-1/4" x 9"	1	25
81349	3/4" x 9"	1	25
81219	1-1/2" x 21"	1	25
81421	1-1/4" x 21"	1	25

Flanged Tailpiece

Direct Connect ▪ Brass



- CP Brass, Fits Sloan flush valves

PART#	SIZE	FINISH	INNER	MASTER
12612	1-1/4" x 12"	Chrome Plated	1	25

Vacuum Breaker Repair Kit

Zum Flush Valves, Closet Urinals ▪ Sloan Ref.# V-651A



PART#	SIZE / DESCRIPTION	INNER	MASTER
8112	Vacuum Breaker Repair Kit	25	100

Vacuum Breaker Nut

Copper Tubing Sizes ▪ Chrome Plated



PART#	SIZE / DESCRIPTION	INNER	MASTER
8113	Chrome Plated Brass	1	100

Trap Air Vent - Provent



PART#	SIZE / DESCRIPTION	INNER	MASTER
18201	1-1/2" Trap Air Vent	10	400

Brass Spuds

Brass Body & Nut ▪ Stainless Steel Washer ▪ Friction Ring



PART#	SIZE / DESCRIPTION	INNER	MASTER
SPUR1034	1" x 3/4" Urinal Spud	15	150
SPUR1434	1-1/4" x 3/4" Urinal Spud	25	150
SPUR0114	1-1/4" Urinal Spud	20	200
SPCL0112	1-1/2" Closet Spud	25	100
SPCL1214	1-1/2" x 1-1/4" Closet Spud	25	100
SPCL0200	2" Closet Spud	10	100
SPCL2011	2" x 1-1/4" Closet Spud	10	100
SPCL2015	2" x 1-1/2" Closet Spud	10	100

FLANGES & ESCUTCHEONS

Sure Grip Flanges

Chrome Plated



Copper Tubing Sizes

PART#	SIZE / DESCRIPTION	INNER	MASTER
E-03158	5/8" OD (1/2" Nom)	25	250
E-03178	7/8" OD (3/4" Nom)	25	250
E-031114	1-1/4" OD (1" Nom)	25	250
E-03012	1-1/2" OD (1-1/4" Nom)	25	250
E-0302	2" OD (1-1/2" Nom)	25	250

Steel Pipe Sizes

PART#	SIZE / DESCRIPTION	INNER	MASTER
E-03138	3/8" IPS	25	250
E-03112	1/2" IPS	25	250
E-03134	3/4" IPS	25	2000
E-03111	1" IPS	25	1000
E-03114	1-1/4" IPS	25	1000
E-031112	1-1/2" IPS	25	1000
E-03122	2" IPS	25	1000

Floor & Ceiling Plates

Chrome Plated



Copper Tubing Sizes

PART#	SIZE / DESCRIPTION	INNER	MASTER
E-02158	5/8" OD (1/2" Nom)	25	250
E-02178	7/8" OD (3/4" Nom)	25	250
E-021114	1-1/4" OD (1" Nom)	25	250

Steel Pipe Sizes

PART#	SIZE / DESCRIPTION	INNER	MASTER
E-02138	3/8" IPS	25	250
E-02112	1/2" IPS	25	250
E-02134	3/4" IPS	25	250
E-02111	1" IPS	25	1000
E-02114	1-1/4" IPS	25	1000
E-021112	1-1/2" IPS	25	1000
E-02122	2" IPS	25	1000

Sure Grip Flanges

Chrome Plated



Copper Tubing Sizes

PART#	SIZE / DESCRIPTION	INNER	MASTER
E-04158	5/8" OD (1/2" Nom)	25	500

Steel Pipe Sizes

PART#	SIZE / DESCRIPTION	INNER	MASTER
E-04138	3/8" IPS	25	500
E-04112	1/2" IPS	25	500

Sure Grip Flanges

Chrome Plated



Copper Tubing Sizes

PART#	SIZE / DESCRIPTION	INNER	MASTER
E-0514	1-1/4" OD (1" Nom)	50	200
E-05112	1-1/2" OD (1-1/4" Nom)	50	200

Steel Pipe Sizes

PART#	SIZE / DESCRIPTION	INNER	MASTER
E-051114	1-1/4" IPS	50	200
E-0512	1-1/2" IPS	50	200

Plastic Split Escutcheon

Snaps Over Pipe for Quick & Easy Installation



CHROME PART#	WHITE PART#	IPS SIZE	COPPER PIPE SIZE	INNER	MASTER
PCP-02138	**PW-02138**	3/8"	5/8" OD (1/2" NOM)	12	720
PCP-02112	**PW-02112**	1/2"	7/8" OD (3/4" NOM)	12	720
PCP-02134	**PW-02134**	3/4"		12	720
PCP-02111	**PW-02111**		1-1/8" OD (1" NOM)	12	720
PCP-02118	**PW-02118**	1"	1-3/8" OD (1-1/4" NOM)	12	720
PCP-02114	**PW-02114**	1-1/4"	1-5/8" OD (1-1/2" NOM)	12	720
PCP-021112	**PW-021112**	1-1/2"		12	576
PCP-02102	**PW-02122**	2"		12	576
-	**PW-02102**	2-1/2"		12	576



EVERFLOW®

TUB & SHOWER
ACCESSORIES

SHOWER HEADS

5 Function Massage Showerhead

4.25" Face • 5 Spray Patterns



TURBO MASSAGE

- Turbo Massage
- High Performance Rubber Jets
- Easy-Clean Face

FINISH	PART #	DESCRIPTION	GPM	MASTER
Chrome	**52-45018**	5 Function Shower Head	1.8	12
Brushed Nickel	**52-45018-N**	5 Function Shower Head	1.8	12
Matte Black	**52-45018-MB**	5 Function Shower Head	1.8	12

5 Function Massage Handheld Shower Set

5 Spray Patterns



TURBO MASSAGE

- Includes Matching Shower Hose & Mounting Bracket
- High Performance Turbo Massage Jets
- Easy-Clean Face

FINISH	PART #	DESCRIPTION	GPM	MASTER
Chrome	**52-45018H**	Handheld Shower Set	1.8	12
Brushed Nickel	**52-45018H-N**	Handheld Shower Set	1.8	12
Matte Black	**52-45018H-MB**	Handheld Shower Set	1.8	12

3 Function Massage Showerhead

3" Face • 3 Spray Patterns



DEEP SENSATION MASSAGE

- Deep Sensation Massage
- High Performance Elongated Jets
- Easy-Clean Face

FINISH	PART #	DESCRIPTION	GPM	MASTER
Chrome	**52-23018**	3 Function Shower Head	1.8	12

3 Function Massage Handheld Shower Set

3 Spray Patterns



DEEP SENSATION MASSAGE

- Includes Matching Shower Hose & Mounting Bracket
- Deep Sensation Massage Jets
- Easy-Clean Face

FINISH	PART #	DESCRIPTION	GPM	MASTER
Chrome	**52-23018H**	Handheld Shower Set	1.8	12

Single Function Showerhead

4.33" Face • Single Function Spray



AIR INFUSED

- Air Infused Jets
- Easy-Clean Face

FINISH	PART #	GPM	PART #	GPM	MASTER
Chrome	**52-41015**	1.5	**52-41018**	1.8	12
Brushed Nickel	**52-41015-N**	1.5	**52-41018-N**	1.8	12
Matte Black	**52-41015-MB**	1.5	**52-41018-MB**	1.8	12

Single Function Handheld Shower Set

Single Function Spray



AIR INFUSED

- Includes Matching Shower Hose & Mounting Bracket
- Air Infused Jets
- Easy-Clean Face

FINISH	PART #	DESCRIPTION	GPM	MASTER
Chrome	**52-41018H**	Handheld Shower Set	2.5	12
Brushed Nickel	**52-41018H-N**	Handheld Shower Set	2.5	12
Matte Black	**52-41018H-MB**	Handheld Shower Set	2.5	12

SHOWER HEADS

Modern Round Rain Shower

8" Face • Natural Rainfall





RAIN FALL

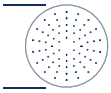



- Soothing Shower Experience
- Self-Cleaning Nozzles
- Large Coverage Area

FINISH	PART #	DESCRIPTION	GPM	MASTER
Chrome	**52-780**	8" Round Rain Shower	2.5	20
Brushed Nickel	**52-780-N**	8" Round Rain Shower	2.5	20
Matte Black	**52-780-MB**	8" Round Rain Shower	2.5	20

Modern Round Handheld Shower

Round Wand Design



AIR INFUSED

- Includes Matching Shower Hose
- Rejuvenating Spray
- Air Infused Jets
- Self-Cleaning Nozzles

FINISH	PART #	DESCRIPTION	GPM	MASTER
Chrome	**52-700H**	Handheld Shower Set	2.5	20
Brushed Nickel	**52-700H-N**	Handheld Shower Set	2.5	20
Matte Black	**52-700H-MB**	Handheld Shower Set	2.5	20

Modern Square Rain Shower

8" Face • Natural Rainfall





RAIN FALL





- Soothing Shower Experience
- Self-Cleaning Nozzles
- Large Coverage Area

FINISH	PART #	DESCRIPTION	GPM	MASTER
Chrome	**52-785**	8" Square Rain Shower	2.5	20
Brushed Nickel	**52-785-N**	8" Square Rain Shower	2.5	20
Matte Black	**52-785-MB**	8" Square Rain Shower	2.5	20

Modern Square Handheld Shower

Square Wand Design



AIR INFUSED

- Includes Matching Shower Hose
- Rejuvenating Spray
- Air Infused Jets
- Self-Cleaning Nozzles

FINISH	PART #	DESCRIPTION	GPM	MASTER
Chrome	**52-705H**	Handheld Shower Set	2.5	20
Brushed Nickel	**52-705H-N**	Handheld Shower Set	2.5	20
Matte Black	**52-705H-MB**	Handheld Shower Set	2.5	20

SHOWER HEADS

Beveled Rain Showerhead

REUSS

6.5" Face • Round Design



- Sleek Beveled Design
- Contemporary Style
- Self-Cleaning Nozzles

FINISH	PART #	DESCRIPTION	GPM	MASTER
Chrome	**RAC-S26C**	Beveled Rain Shower	1.8	12
Brushed Nickel	**RAC-S26N**	Beveled Rain Shower	1.8	12
Matte Black	**RAC-S26MB**	Beveled Rain Shower	1.8	12

Multi Function Showerhead

REUSS

4 Spray Patterns • Contemporary Design



- Touch Clean Nozzle
- Modern Round Design
- Full Massage

FINISH	PART #	DESCRIPTION	GPM	MASTER
Chrome	**RAC-S25C**	Multi Function Shower	1.8	12
Brushed Nickel	**RAC-S25N**	Multi Function Shower	1.8	12
Matte Black	**RAC-S25MB**	Multi Function Shower	1.8	12

Lux Rain Shower Head

6" Face • Single Function Spray



- Full Spray Rain
- Luxurious Spa Performance
- Easy-Clean Face

FINISH	PART #	DESCRIPTION	GPM	MASTER
Chrome	**52-42518**	Lux Shower Head	1.8	12
Matte Black	**52-42518-MB**	Lux Shower Head	1.8	12

Single Function Shower Head

2.75" Face • Single Function Spray



- Matching Metalic Face
- One Setting Fixed Design

FINISH	PART #	DESCRIPTION	GPM	MASTER
Chrome	**52-27518**	Fixed Shower Head	1.8	24

3 Function Massage Shower Head

3 Spray Patterns



- Waterpik® Style
- Massage Spray Setting
- 3 Pattern Adjustable Spray Settings
- Provides Consistent Stream

FINISH	PART #	DESCRIPTION	GPM	MASTER
Chrome	**52-20825**	3 Function Shower Head	1.8	12

6 Jet Shower Head

Iconic Design





CROSS STREAM SPRAY

- 6 Jets With 48 Sprays
- Invigorative Powerful Streams
- Provides Full Coverage Drenching Spray
- Effortlessy Transitions from Intense to Full Flow Settings

Up To 1.8

FINISH	PART #	DESCRIPTION	GPM	MASTER
Chrome	**52-20518**	6 Jet Shower Head	1.8	20
Chrome	**52-20525**	6 Jet Shower Head	2.5	20

SHOWER HEADS

Spa Shower Head

4.4" Face • High Efficiency

Eco Friendly
Full Stream



- Powerful Full Stream Flow
- Pressure Compensating for Exceptional Shower Experience
- Wide Spray Head provides Full Body Symmetrical Spray
- Conserves Water with Pressure-Compensating Technology
- Ultra High Efficiency & Eco Friendly
- 360° Swivel

FINISH	PART #	DESCRIPTION	GPM	MASTER
Chrome	**52-34415**	Spa Shower Head	1.5	24
Brushed Nickel	**52-34415-N**	Spa Shower Head	1.5	24
Matte Black	**52-34415-MB**	Spa Shower Head	1.5	24
Chrome	**52-34418**	Spa Shower Head	1.75	24

Earth Turbo Massage Shower

3 Spray Patterns • Eco Friendly

Eco Friendly



- 9 Jet Turbo Massage
- Hot Water Lasts Longer
- Saves up to 14,000 Gallons of Water a Year

Up To 1.75

FINISH	PART #	DESCRIPTION	GPM	MASTER
Chrome	**52-30115**	Earth Turbo Shower	1.5	24
Brushed Nickel	**52-30115-N**	Earth Turbo Shower	1.5	24
Matte Black	**52-30115-MB**	Earth Turbo Shower	1.5	24
Chrome	**52-30118**	Earth Turbo Shower	1.75	24
Chrome	**52-30120**	Earth Turbo Shower	2.5	24

Bullet Shower Head w/ Shutoff

Solid Brass Body



- Watersaving Design
- Bullet Style w/ Shutoff

FINISH	PART #	DESCRIPTION	GPM	MASTER
Chrome	**552-22218**	Brass Bullet Shower Head	1.5	24

Premium Metal Shower Head

Adjustable Spray



- Available in 2 Sizes
- Premium Metal Body
- Adjustable Turn Handle for Various Spray Patterns

FINISH	PART #	DESCRIPTION	GPM	MASTER
Chrome	**52-201**	1-3/4" Metal Shower Head	2.5	24
Chrome	**52-202**	2-1/4" Metal Shower Head	2.5	24

Shower Head

Adjustable Spray



- Star Style White Face
- Adjustable Faceplate for Various Spray Patterns

Up To 1.75

FINISH	PART #	DESCRIPTION	GPM	MASTER
Chrome	**52-10215**	Shower Head	1.5	24
Chrome	**52-10218**	Shower Head	1.75	24
Chrome	**52-10225**	Shower Head	2.5	24

Shower Head w/ Brass Ball

Adjustable Spray



- Brass Ball for Added Durability
- Adjustable Black Face

Up To 1.75

FINISH	PART #	DESCRIPTION	GPM	MASTER
Chrome	**52-10615**	Shower Head w/ Brass Ball	1.5	24
Chrome	**52-10618**	Shower Head w/ Brass Ball	1.75	24
Chrome	**52-10625**	Shower Head w/ Brass Ball	2.5	24

SHOWER ACCESSORIES

Stainless Steel Shower Hose

Leak-Free Connection • Easy Install



- Available in 59” & 71”
- Corrosion Resistant and Durable
- 1/2” Thread Connector

FINISH	PART #	SIZE	PART #	SIZE	MASTER
Chrome	**52-SSH59-C**	59”	**52-SSH71-C**	71”	24
Brushed Nickel	**52-SSH59-N**	59”	**52-SSH71-N**	71”	24
Matte Black	**52-SSH59-MB**	59”	**52-SSH71-MB**	71”	24

Shower Slide Bar

Easy Install



- 30” Slide Bar
- Designed to Complement any Decor

FINISH	PART #	DESCRIPTION	MASTER
Chrome	**52-SSB-C**	Shower Slide Bar	10
Brushed Nickel	**52-SSB-N**	Shower Slide Bar	10
Matte Black	**52-SSB-MB**	Shower Slide Bar	10

Shower Arm

Easy Install



- Stainless Steel Construction
- 1/2” IPS Threaded on Both Ends

FINISH	PART #	DESCRIPTION	SIZE	MASTER
Chrome	**52-SA6-C**	Shower Arm	6”	24
Brushed Nickel	**52-SA6-N**	Shower Arm	6”	24
Matte Black	**52-SA6-MB**	Shower Arm	6”	24

Shower Arm W/ Flange

Easy Install



- Stainless Steel Construction
- Escutcheon Flange Included

FINISH	PART #	SIZE	PART #	SIZE	MASTER
Chrome	**52-SA6F-C**	6”	**52-SA8F-C**	8”	24
Brushed Nickel	**52-SA6F-N**	6”	**52-SA8F-N**	8”	24
Matte Black	**52-SA6F-MB**	6”	**52-SA8F-MB**	8”	24

S Shaped Shower Arm

Easy Install



- Stainless Steel Construction
- Escutcheon Flange Included

FINISH	PART #	DESCRIPTION	MASTER
Chrome	**52-SA8SF-C**	S Shape Shower Arm	16
Brushed Nickel	**52-SA8SF-N**	S Shape Shower Arm	16
Matte Black	**52-SA8SF-MB**	S Shape Shower Arm	16

90° Shower Arm

Easy Install



- Available in 12” & 16”
- Ideal for Rain Style Shower Heads

FINISH	PART #	SIZE	PART #	SIZE	MASTER
Chrome	**52-SA12AF-C**	12”	**52-SA16AF-C**	16”	24
Brushed Nick	**52-SA12AF-N**	12”	**52-SA16AF-N**	16”	24
Matte Black	**52-SA12AF-MB**	12”	**52-SA16AF-MB**	16”	24

Ceiling Mount Shower Arm

Easy Install

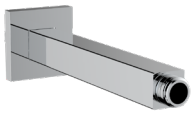



Square Design

Round Design

FINISH	PART #	SIZE	PART #	SIZE	MASTER
Chrome	**52-SA10CS-C**	10”	**52-SA10CR-C**	10”	24
Brushed Nick	**52-SA10CS-N**	10”	**52-SA10CR-N**	10”	24
Matte Black	**52-SA10CS-MB**	10”	**52-SA10CR-MB**	10”	24

Handheld Shower Arm Mount

Easy Install



- Holds Most Standard Handheld Showerheads
- Durable Construction

FINISH	PART #	DESCRIPTION	MASTER
Chrome	**52-HHM-C**	Shower Arm Mount	12
Brushed Nickel	**52-HHM-N**	Shower Arm Mount	12
Matte Black	**52-HHM-MB**	Shower Arm Mount	12

Shower Arm Diverter

With Handheld Mount



- Holds Most Standard Handheld Showerheads
- Durable Construction

FINISH	PART #	DESCRIPTION	MASTER
Chrome	**52-DIVP-C**	2 Way Shower Diverter	12
Brushed Nickel	**52-DIVP-N**	2 Way Shower Diverter	12
Matte Black	**52-DIVP-MB**	2 Way Shower Diverter	12

Brass Shower Arm Diverter

Easy Install



- 2 Way Shower Diverter
- Durable Brass Construction

FINISH	PART #	DESCRIPTION	MASTER
Chrome	**52-DIVB-C**	Brass Shower Diverter	12
Brushed Nickel	**52-DIVB-N**	Brass Shower Diverter	12
Matte Black	**52-DIVB-MB**	Brass Shower Diverter	12

TUB SPOUTS

Tub Spout

Non Diverter, Thread On

- Die-cast
- 1/2″ FPT Nose Thread

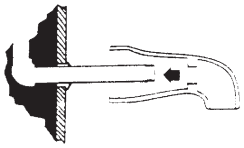



PART #	SIZE / DESCRIPTION	INNER	MASTER
T18-52	1/2" FIP Nose Thread 5-1/4" Chrome Plated	1	25
T18-52N	1/2" FIP Nose Thread 5-1/4" Brushed Nickel	1	25
T18-52MB	1/2" FIP Nose Thread 5-1/4" Matte Black	1	25

Tub Spout

Diverter at Nose

- Die-cast
- Nose Thread 1/2″ IPS

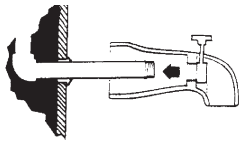



PART #	SIZE / DESCRIPTION	INNER	MASTER
T18-53	1/2" FIP Nose Thread 5-1/4" Chrome Plated	1	25
T18-53N	1/2" FIP Nose Thread 5-1/4" Brushed Nickel	1	25
T18-53MB	1/2" FIP Nose Thread 5-1/4" Matte Black	1	25

Tub Spout

Non Diverter, Copper Slip On

- Die-cast
- Slip on for Copper 1/2″ C (5/8″ OD)

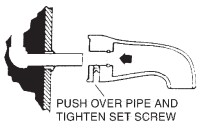



PART #	SIZE / DESCRIPTION	INNER	MASTER
T18-55	1/2" Copper Slip-On 5-1/4" Chrome Plated	1	25

Tub Spout

Diverter at Nose, Copper Slip On

- Die-cast
- Slip on for Copper 1/2″ C (5/8″ OD)

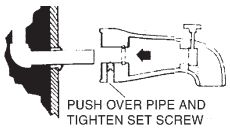



PART #	SIZE / DESCRIPTION	INNER	MASTER
T18-56	1/2" Copper Slip-On 5-1/4" Chrome Plated	1	25

Tub Spout

Universal 4-Way Fit

- Die-cast
- Details & instructions are included in the package:
  - 3/4″ Thread at base
  - 1/2″ Thread at base
  - 1/2″ Copper Slip
  - 1/2″ Thread at Nose



PART #	SIZE / DESCRIPTION	INNER	MASTER
T18-55U	5-1/4" Tub Spout Non-Diverter	1	25
T18-56U	5-1/4" Tub Spout Diverter	1	25

Tub Spout

Diverter at Back

- Die-cast
- Rear Thread 3/4″ & 1/2″ IPS

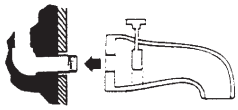



PART #	SIZE / DESCRIPTION	INNER	MASTER
T18-57	5-1/4" Tub Spout Diverter	1	25

7” Chrome Plated Tub Spout

1/2” FIP Nose Thread

- Die-cast
- Longer length for larger tubs

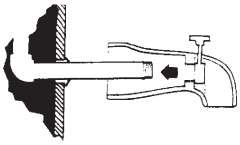



PART #	SIZE / DESCRIPTION	INNER	MASTER
T18-58	7" Tub Spout Non-Diverter	1	25
T18-60	7" Tub Spout Diverter	1	25

7” Chrome Plated Tub Spout

1/2” Copper Slip-On

- Die-cast
- Longer length for larger tubs



PART #	SIZE / DESCRIPTION	INNER	MASTER
T18-59	7" Tub Spout Non-Diverter	1	25
T18-61	7" Tub Spout Diverter	1	25

TUB SPOUTS & REPAIR

Deco Round Tub Spout

REUSS

With Diverter

- 8" Spout



FINISH	PART#	SIZE / DESCRIPTION	INNER	MASTER
Chrome	**RAC-S32C**	8" Round Tub Spout	1	12
Brushed Nickel	**RAC-S32N**	8" Round Tub Spout	1	12
Matte Black	**RAC-S32MB**	8" Round Tub Spout	1	12

Deco Square Tub Spout

REUSS

With Diverter

- 6" Spout



FINISH	PART#	SIZE / DESCRIPTION	INNER	MASTER
Chrome	**RCR-S31C**	6" Square Tub Spout	1	50
Brushed Nickel	**RCR-S31N**	6" Square Tub Spout	1	50
Matte Black	**RCR-S31MB**	6" Square Tub Spout	1	50

Shower Repair Plate

- Fits Symmons



PART#	FINISH	DESCRIPTION	INNER	MASTER
R1186	Chrome	Symmons Stainless Conversion Plate	10	20

Shower Repair Plate

- Fits Delta/Moen



PART#	FINISH	DESCRIPTION	INNER	MASTER
R1185	Chrome	Delta/Moen Stainless Conversion Plate	10	20

Oval Shower Repair Plate

- Fits Symmons PRE 10/2014 STYLE



PART#	FINISH	DESCRIPTION	INNER	MASTER
R1187	Chrome	Symmons Oval Stainless Conversion Plate	10	20

TUB REPAIR

Toe Touch Drain Assembly



PART#	FINISH	DESCRIPTION	INNER	MASTER
5116T-12	Chrome	1-1/2" Drain Assembly	1	50
5116T-38	Chrome	1-3/8" Drain Assembly	1	50
5116T-12N	Brushed Nickel	1-1/2" Drain Assembly	1	50
5116T-12MB	Matte Black	1-1/2" Drain Assembly	1	50

Toe Touch Drain Replacement

5/16" & 3/8"



PART#	FINISH	DESCRIPTION	INNER	MASTER
5116T	Chrome	Drain Replacement (5/16" & 3/8")	8	96
5116T-N	Brushed Nickel	Drain Replacement (5/16" & 3/8")	8	96
5116T-MB	Matte Black	Drain Replacement (5/16" & 3/8")	8	96

Lift & Turn Drain Assembly



PART#	FINISH	DESCRIPTION	INNER	MASTER
5116L-12	Chrome	1-1/2" Drain Assembly	1	50
5116L-38	Chrome	1-3/8" Drain Assembly	1	50
5116L-12N	Brushed Nickel	1-1/2" Drain Assembly	1	50
5116L-38N	Brushed Nickel	1-3/8" Drain Assembly	1	50
5116L-12MB	Matte Black	1-1/2" Drain Assembly	1	50
5116L-38MB	Matte Black	1-3/8" Drain Assembly	1	50

Lift & Turn Drain Assembly

5/16" & 3/8"



PART#	FINISH	DESCRIPTION	INNER	MASTER
5116L	Chrome	Drain Replacement (5/16" & 3/8")	8	96
5116L-N	Brushed Nickel	Drain Replacement (5/16" & 3/8")	8	96
5116L-MB	Matte Black	Drain Replacement (5/16" & 3/8")	8	96

Trip Lever Drain Assembly



PART#	FINISH	DESCRIPTION	INNER	MASTER
5113-12	Chrome	1-1/2" Trip Lever Drain Assembly Only	1	50
5113-38	Chrome	1-3/8" Trip Lever Drain Assembly Only	1	50

One Hole Bath Overflow Faceplate

W/ Screw



PART#	FINISH	DESCRIPTION	INNER	MASTER
5116FP-1	Chrome	Overflow Faceplate W/ Screw	25	100
5116FP-1N	Brushed Nickel	Overflow Faceplate W/ Screw	25	100
5116FP-1MB	Matte Black	Overflow Faceplate W/ Screw	25	100

Two Hole Bath Overflow Faceplate

W/ Screw



PART#	FINISH	DESCRIPTION	INNER	MASTER
5116FP-2	Chrome	Overflow Faceplate W/ Screw	25	100
5116FP-2N	Brushed Nickel	Overflow Faceplate W/ Screw	25	100
5116FP-2MB	Matte Black	Overflow Faceplate W/ Screw	25	100

Trip Lever Bath Overflow Faceplate

W/ Screws



PART#	FINISH	DESCRIPTION	INNER	MASTER
5113FP	Chrome	Overflow Faceplate W/ Screws	10	50
5113FP-N	Brushed Nickel	Overflow Faceplate W/ Screws	10	50
5113FP-MB	Matte Black	Overflow Faceplate W/ Screws	10	50

Trip Lever Repair Kit

With Linkage & Face Plate



PART#	FINISH	DESCRIPTION	INNER	MASTER
5113RK-S	Chrome	Trip Lever Repair Kit	12	24

Bath Drain Strainer W/ Screw



PART#	FINISH	DESCRIPTION	INNER	MASTER
5113DS	Chrome	Bath Drain Strainer W/ Screw	25	300
5113DS-N	Brushed Nickel	Bath Drain Strainer W/ Screw	25	300
5113DS-MB	Matte Black	Bath Drain Strainer W/ Screw	25	300

REPLACEMENT PARTS

Canopy Style Faucet Handles

Fits Gerber ▪ Chrome Plated ▪ 16 Broach With Screw



PART#	SIZE / DESCRIPTION	INNER	MASTER
3481	Faucet Handles (Pair)	25	100

Canopy Style Tub Handles

Fits Gerber ▪ Chrome Plated ▪ 16 Broach With Screw



PART#	SIZE / DESCRIPTION	INNER	MASTER
3482	Tub / Shower Handles Long Broach (Pair)	25	100
3483	Tub / Shower Handles Short Broach (Pair)	25	100

Wrist Blade Handles

Fits Gerber ▪ Chrome Plated



PART#	SIZE / DESCRIPTION	INNER	MASTER
GWBH	Wrist Blade Handles (Pair)	1	25

Repair Handles

Fits Symmons ▪ Chrome Plated



PART#	SIZE / DESCRIPTION	INNER	MASTER
RHKS	Handle, Button & Screw for Symmons Temptrol	1	25

Brass Stem Tub / Shower

Fits Gerber ▪ 16 Broach



PART#	SIZE / DESCRIPTION	INNER	MASTER
4125	Hot or Cold Shower Stem	25	100

Gerber Shower Repair Kit

Fits Gerber



- Includes: 3 Handles, 2 Shower Stems, 1 Diverter, 3 Sleeves

PART#	SIZE / DESCRIPTION	INNER	MASTER
34800	Shower Repair Kit	1	25

Gerber Replacement Parts

Fits Gerber Faucets



PART#	SIZE / DESCRIPTION	INNER	MASTER
4101-NL	Seat - 5/8 - 20 Thread x 27/64" H	50	200
4126-NL	Stem - Hot/Cold Pair	25	50
41261-NL	Stem - Hot Only	50	100
41262-NL	Stem - Cold Only	50	100
4140	Tub Sleeve	25	100
4115	Escutcheon	25	100
4127	Stem Div	25	100

Pressure Balance Shower Cartridge

Fits Gerber ▪ Pressure Balance Design



- Anti-scald capability
- Air tested to avoid leaking

PART#	SIZE / DESCRIPTION	INNER	MASTER
PBGS	Shower Cartridge	1	1

sales@everflowsupplies.com · 908-436-1100 · fax: 908-436-1162

SHOWER RODS

Aluminum Shower Curtain Bars







- 1″ Polished Aluminum
- 25 Gauge
- Mounting Kit Sold Separately

Straight Rod Kit
*E-0211 Kit Includes



L-Type & U-Type Rod Kit
*E-0211-LU Kit Includes



D-Type Rod Kit
*E-0211-D Kit Includes



Straight Shower Rods *(Mounting Kit Sold Separately)*

PART#	DESCRIPTION	INNER	MASTER
E-0135	5′ Straight Shower Rod (1″ OD)	1	50
E-0136	6′ Straight Shower Rod (1″ OD)	1	50
Mounting Kits For Straight Shower Rods			
E-0211	5′ Straight Shower Rod (1″ OD)	1	50

L-Type & U-Type Shower Rods *(Mounting Kit Sold Separately)*

PART#	DESCRIPTION	INNER	MASTER
E-01451P	5′ L-Type Shower Rod (1″ OD)	1	6
E-01461P	6′ L-Type Shower Rod (1″ OD)	1	6
E-01551P	5′ U-Type Shower Rod (1″ OD)	1	6
Mounting Kits For L-Type & U-Type Shower Rods			
E-0211-LU	L-Type & U-Type Mounting Kit (1″ OD)	1	50

D-Type Shower Rods *(Mounting Kit Sold Separately)*

PART#	DESCRIPTION	INNER	MASTER
E-0165	5′ D-Type 2 Piece Shower Rod (1″ OD)	1	6
Mounting Kits For L-Type & U-Type Shower Rods			
E-0211-D	D-Type Mounting Kit (1″ OD)	1	50

Shower Rod Flange

Chrome Plated Steel ▪ Includes Screws

- For 1″ OD Rod
- Sold and priced by the pair



PART#	DESCRIPTION	INNER	MASTER
E-0211	Exposed Screw	1	100

Jumbo Shower Rod Flange

Chrome Plated Steel ▪ Includes Screws

- For 1″ OD Rod



PART#	DESCRIPTION	INNER	MASTER
E-0213	Exposed Screw	1	100

Jiffy Flange

Adjustable Shower Rod Flange

- Expands from 1″ to 1-1/2″
- Sold and priced by the pair



PART#	DESCRIPTION	INNER	MASTER
E-0212	Chrome Plated Die-Cast	1	50
E-0214	Chrome Plated ABS	1	50

Ceiling Support

Chrome Plated



PART#	DESCRIPTION	INNER	MASTER
E-02218	18″ Long	1	50
E-02224	24″ Long	1	50
E-02230	30″ Long	1	50
E-02236	36″ Long	1	50

Loop & Flange For Ceiling Support

Chrome Plated Steel ▪ Includes Screws

- For 1″ OD Rod
- Sold and priced by the pair



PART#	DESCRIPTION	INNER	MASTER
E-02318	Exposed Screw	1	100

"D" Bar Loop

Chrome Plated Steel ▪ Includes Screws

- For 1″ OD Rod
- Sold and priced by the pair



PART#	DESCRIPTION	INNER	MASTER
E-0241	Exposed Screw	1	100

SHOWER RODS & ACCESSORIES

Curved Adjustable Shower Bar

Sold in Packs of 12





- More Shower Room Add 9" of Extra Space
- Adjustable Lengths

FINISH	PART #	LENGTH	MASTER
Chrome	**E-175C**	Adjustable Length 44" to 73"	12
Brushed Nickel	**E-175N**	Adjustable Length 44" to 73"	12
Matte Black	**E-175MB**	Adjustable Length 44" to 73"	12

Arco 4 Piece Bathroom Accessory Set



- Includes: Towel Ring, Robe Hook, 24" Towel Bar & Toilet Paper Holder

FINISH	PART #	MASTER
Chrome	**BAC-4PBAC**	5
Brushed Nickel	**BAC-4PBAN**	5
Matte Black	**BAC-4PBAMB**	5

Arco Towel Bar 18" & 24"



FINISH	18" PART #	24" PART #	MASTER
Chrome	**BAC-2T18C**	**BAC-2T24C**	10
Brushed Nickel	**BAC-2T18N**	**BAC-2T24N**	10
Matte Black	**BAC-2T18MB**	**BAC-2T24MB**	10

Arco Towel Ring



FINISH	PART #	MASTER
Chrome	**BAC-2TRC**	10
Brushed Nickel	**BAC-2TRN**	10
Matte Black	**BAC-2TRMB**	10

Arco Robe Hook



FINISH	PART #	MASTER
Chrome	**BAC-2RHC**	10
Brushed Nickel	**BAC-2RHN**	10
Matte Black	**BAC-2RHMB**	10

Arco Toilet Paper Holder



FINISH	PART #	MASTER
Chrome	**BAC-2PHC**	10
Brushed Nickel	**BAC-2PHN**	10
Matte Black	**BAC-2PHMB**	10

BALDOR™

Residential & Commercial

FAUCETS



REUSS™

For Complete
Faucet & Deco Bath Collection
See Our Reuss | Baldor Catalog



BALDOR®

BALDOR

Hanford | Kitchen



BHN-K50S Stainless Steel



Hanford Single Handle Pull Out Kitchen Faucet

Swivel Body
2 Function Pull-Out Sprayer
Optional Deck Plate for 3 Hole Installation (Included)
Easy Install - Integrated Supply Lines
Ceramic Cartridge

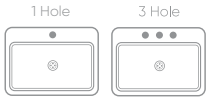

Finish	PART #
Chrome	**BHN-K53C**
Stainless Steel	**BHN-K53S**

Dimensions
Overall Height: 9-9/16"
Spout Height: 5-15/16"
Spout Reach: 11-1/16"



Hanford Single Handle Pull Down Kitchen Faucet

360° Swivel Rotation Spout
2 Function Pull Down Sprayer
Optional Deck Plate for 3 Hole Installation (Included)
Easy Install - Integrated Supply Lines
Ceramic Cartridge

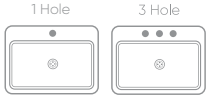

Finish	PART #
Chrome	**BHN-K50C**
Stainless Steel	**BHN-K50S**

Dimensions
Overall Height: 16-11/16"
Spout Height: 8-3/4"
Spout Reach: 9-1/4"



Hanford Two Handle Bar Faucet

360° Swivel Rotation Gooseneck Spout
Lever Handles
Washerless Cartridge Operation
3-Hole 4" Installation



Finish	PART #
Chrome	**BHN-L20C**
Stainless Steel	**BHN-L20S**

Dimensions
Overall Height: 9-7/8"
Spout Height: 5-15/16"
Spout Reach: 3-9/16"



Hanford Two Handle Kitchen Faucet

360° Swivel Rotation Gooseneck Spout
Lever Handles
Washerless Cartridge Operation
8" 3-Hole or 4-Hole Installation
Optional Side Spray Model Available



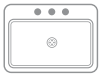

Finish	PART #	w/ SPRAY PART #
Chrome	**BHN-G10C**	**BHN-G11C**
Stainless Steel	**BHN-G10S**	**BHN-G11S**

Dimensions
Overall Height: 12-1/8"
Spout Height: 7-1/2"
Spout Reach: 8-1/16"



Glenford Two Handle Kitchen Faucet

360° Swivel Rotation Gooseneck Spout
Lever Handles
Washerless Cartridge Operation
8" 3-Hole or 4-Hole Installation



3 Hole

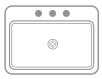

Finish	PART #	w/ SPRAY PART #
Chrome	**BGL-G10C**	**BGL-G11C**

Dimensions
Overall Height: 12-1/8"
Spout Height: 7-1/2"
Spout Reach: 8-1/16"



Glenford Two Handle Bar Faucet

360° Swivel Rotation Gooseneck Spout
Lever Handles
Washerless Cartridge Operation
3-Hole 4" Installation

3 Hole



Finish	PART #
Chrome	**BGL-L20C**

Dimensions
Overall Height: 9-7/8"
Spout Height: 5-15/16"
Spout Reach: 3-9/16"



Arlington Single Handle Kitchen Faucet

360° Swivel Rotation Spout
Metal Lever Handle
Stainless Steel Ball Operation
3-Hole 8" Installation



1 Hole

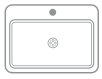

3 Hole

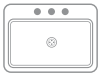

Finish	PART #	w/ SPRAY PART #
Chrome	**BAR-K10C**	**BAR-K11C**

Dimensions
Overall Height: 5-3/4"
Spout Height: 4-5/8"
Spout Reach: 7-15/16"



Arlington Single Loop Handle Kitchen Faucet

360° Swivel Rotation Spout
Metal Loop Handle
Stainless Steel Ball Operation
4-Hole 8" Installation



1 Hole



3 Hole

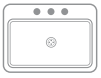

Finish	PART #	w/ SPRAY PART #
Chrome	**BAR-K12C**	**BAR-K13C**

Dimensions
Overall Height: 5-3/4"
Spout Height: 4-5/8"
Spout Reach: 7-15/16"



Arlington Two Handle Kitchen Faucet

360° Swivel Rotation Spout
Mini Blade Handles
Washerless Cartridge Operation
3-Hole 8" Installation



3 Hole



Finish	PART #	w/ SPRAY PART #
Chrome	**BAR-G10C**	**BAR-G11C**

Dimensions
Overall Height: 5-5/8"
Spout Height: 4-1/2"
Spout Reach: 7-9/16"



Arlington Acrylic Two Handle Kitchen Faucet

360° Swivel Rotation Spout
Acrylic Round Handles
Washerless Cartridge Operation
3-Hole 8" Installation



3 Hole



Finish	PART #	w/ SPRAY PART #
Chrome	**BAR-G12C**	**BAR-G15C**

Dimensions
Overall Height: 5-5/8"
Spout Height: 4-1/2"
Spout Reach: 7-9/16"



BSL-V10MB Matte Black



Selento Single Handle Bathroom Faucet

Easy Install - Integrated Supply Lines
Ceramic Cartridge
Stainless Steel Supply Hose
Pop-Up Drain Included



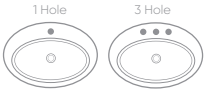

Finish	PART #
Chrome	**BSL-V10C**
Brushed Nickel	**BSL-V10N**
Matte Black	**BSL-V10MB**

Dimensions

Overall Height: 7-3/4"
Spout Height: 7-3/4"
Spout Reach: 4-5/8"



Selento Two Handle Bathroom Faucet

Metal Body & Handle
High Arch Style Spout
4" Center Installation
Ceramic Cartridge
Pop-Up Drain Included



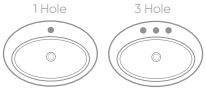

Finish	PART #
Chrome	**BSL-B10C**
Brushed Nickel	**BSL-B10N**
Matte Black	**BSL-B10MB**

Dimensions

Overall Height: 6-13/16"
Spout Height: 4-3/4"
Spout Reach: 4-3/4"



Selento 2 Handle Widespread Bathroom Faucet

Metal Body & Handle
High Arch Style Spout
3-Hole 6" to 16" Widespread Installation
Ceramic Cartridge
Pop-Up Drain Included





Finish	PART #
Chrome	**BSL-B80C**
Brushed Nickel	**BSL-B80N**
Matte Black	**BSL-B80MB**

Dimensions

Overall Height: 6-1/4"
Spout Height: 4-5/16"
Spout Reach: 5-1/8"

BALDOR



BHN-B11N Brushed Nickel



Hanford 2 Handle Bathroom Faucet

Lever Handles
Washerless Cartridge Operation
3-Hole 4" Installation
Brass Pop-Up Drain Included



LIMITED LIFETIME WARRANTY · COMPLIES WITH NSF-61 · UPC · LEAD FREE · ADA Compliant · WaterSense



Finish	PART #
Chrome	**BHN-B10C**
Brushed Nickel	**BHN-B10N**

Dimensions
Overall Height: 3-1/4"
Spout Height: 1-3/4"
Spout Reach: 4-5/8"



Hanford 2 Handle High Arc Bathroom Faucet

Lever Handles
High Arch Style Spout
Ceramic Disc Cartridges
3-Hole 4" Installation
Brass Pop-Up Drain Included



LIMITED LIFETIME WARRANTY · COMPLIES WITH NSF-61 · UPC · LEAD FREE · ADA Compliant · WaterSense



Finish	PART #
Chrome	**BHN-B11C**
Brushed Nickel	**BHN-B11N**

Dimensions
Overall Height: 5-9/16"
Spout Height: 3-11/16"
Spout Reach: 4-1/16"



Hanford 2 Handle Widespread Bathroom Faucet

Lever Handles
Rigid J Style Spout
Ceramic Disc Cartridge
3-Hole 4" to 16" Installation
Easy-Install Mounting Nut
Brass Pop-Up Drain Included



LIMITED LIFETIME WARRANTY · COMPLIES WITH NSF-61 · UPC · LEAD FREE · ADA Compliant · WaterSense



Finish	PART #
Chrome	**BHN-B80C**
Brushed Nickel	**BHN-B80N**

Dimensions
Overall Height: 3-5/16"
Spout Height: 1-7/8"
Spout Reach: 4-9/16"



Hanford Single Handle Bathroom Faucet

Metal Lever Handle
Ceramic Disc Cartridge w/Temperature Limit Cap
1-Hole Installation
Brass Pop-Up Drain Included



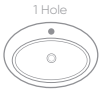

Finish	PART #
Chrome	BHN-V10C
Brushed Nickel	BHN-V10N

Dimensions
Overall Height: 5-3/4"
Spout Height: 3-3/4"
Spout Reach: 4-3/4"



Hanford Single Handle Bathroom Faucet

Metal Lever Handle
3-Hole 4" Installation
Stainless Steel Ball Operation
Brass Pop-Up Drain Included





Finish	PART #
Chrome	BHN-V11C

Dimensions
Overall Height: 7-3/8"
Spout Height: 3-1/4"
Spout Reach: 4-3/4"



Hanford Single Loop Handle Bathroom Faucet

Metal Loop Lever Handle
3-Hole 4" Installation
Stainless Steel Ball Operation
Brass Pop-Up Drain Included





Finish	PART #
Chrome	BHN-V13C

Dimensions
Overall Height: 7-3/8"
Spout Height: 3-1/4"
Spout Reach: 4-3/4"



Glenford Two Handle Bathroom Faucet

Lever Handles
Washerless Cartridge Operation
3-Hole 4" Installation
Brass Pop-Up Drain Included





Finish	PART #
Chrome	BGL-B11C

Dimensions
Overall Height: 3-3/4"
Spout Height: 3-1/4"
Spout Reach: 4-5/8"





Glenford 2 Handle Widespread Bathroom Faucet

Lever Handles
Rigid C Style Spout
Ceramic Disc Cartridges
3-Hole 4" to 16" WideSpread Installation
Brass Pop-Up Drain Included





Finish	PART #
Chrome	BGL-B80C

Dimensions
Overall Height: 3-5/16"
Spout Height: 1-7/8"
Spout Reach: 4-9/16"

BALDOR



Hanford Shower and Tub Trim

Lever Handle
Ceramic Disc Cartridge with Temperature Limit Cap
Three Function 2-1/2" Pulsating Showerhead, Arm & Flange
Combo 1/2" IPS/Slip-On Diverter Tub Spout
Shower Valve Not Included

Finish	PART #
Chrome	**BHN-T30C**
Brushed Nickel	**BHN-T30N**
Matte Black	**BHN-T30MB**

Dimensions
Head Diameter: 2-9/16"
Arm Reach: 7"
Tub Spout: 5-5/16"

For use w/ shower valve **SV-T10** or **SV-T11** Series



Glenford Shower and Tub Trim

Lever Handle
Ceramic Disc Cartridge with Temperature Limit Cap
Four Function 3-3/8" Showerhead, Arm & Flange
Combo 1/2" IPS/Slip-On Diverter Tub Spout with Escutcheon
Shower Valve Not Included

Finish	PART #
Chrome	**BGL-T30C**

Dimensions
Head Diameter: 3-1/2"
Arm Reach: 7-3/4"
Tub Spout: 5-5/8"

For use w/ shower valve **SV-T10** or **SV-T11** Series



Universal Valve
Works for a wide variety
of trims to fit your style



SWT/MIP



F1960 PEX



F1807 PEX

Presure Balancing Shower Valve with stops

Avaliable in 1/2" SWT/MIP, F1960 Pex and F1807 Pex inlet
1/2" SWT/MIP outlet
Pressure balance spool included
Solid brass construction
Ceramic disc cartridge w/ temperature limit stop
Back to back installation
Brass inlet stops

Conection	PART #
SWT/MIP	**SV-T10T**
F1960 PEX	**SV-T10F**
F1807 PEX	**SV-T10P**



Arlington Shower and Tub Set w/ Valve

Metal Lever Handle
Ceramic Disc Cartridge with Temperature Limit Cap
Single Function 2-11/16" Standard Showerhead, Arm & Flange
Combo 1/2" IPS/Slip-On Diverter Tub Spout
Shower Valve Included

Finish	PART #	Dimensions
Chrome	**BAR-T40C**	Head Diameter: 2-11/16" Arm Reach: 7" Tub Spout: 5-5/16"



Arlington Loop Handle Shower & Tub Set w/ Valve

Metal Loop Handle
Ceramic Disc Cartridge with Temperature Limit Cap
Single Function 2-11/16" Standard Showerhead, Arm & Flange
Combo 1/2" IPS/Slip-On Diverter Tub Spout
Shower Valve Included

Finish	PART #	Dimensions
Chrome	**BAR-T41C**	Head Diameter: 2-11/16" Arm Reach: 7" Tub Spout: 5-5/16"



Arlington Shower and Tub Set w/ Valve

Metal Round Handles
1/2" IPS Female Inlets
Compression Stem Operation
Single Function 1-3/4" Showerhead, Arm & Flange
1/2" IPS Tub Spout
8" Cast Brass Valve body Included

Finish	PART #	Dimensions
Chrome	**BAR-T43C**	Head Diameter: 1-3/4" Arm Reach: 5-5/16" Tub Spout: 5-5/16"



Arco Kitchen Pull Down Faucet

Single Hole
Deck Plate included for 3 hole installation
360° Swivel Rotation Spout
2 Function Pull Down Sprayer
Integrated Supply Lines inlcuded
Neoperl® Aerator



Finish	PART #
Chrome	**BAC-K50C**
Stainless Steel	**BAC-K50S**
Matte Black	**BAC-K50MB**

Dimensions

Overall Height: 15-5/16"
Spout Height: 8-1/4"
Spout Reach: 8-5/16"



Arco Kitchen Faucet

Single Hole
Deck Plate included for 3 hole installation
360° Swivel Rotation Spout
Integrated Supply Lines inlcuded
Neoperl® Aerator

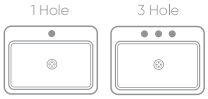

Finish	PART #
Stainless Steel	**BAC-K10S**
Matte Black	**BAC-K10MB**
Modern Gold	**BAC-K10MG**

Dimensions

Overall Height: 14-11/16"
Spout Height: 10-13/16"
Spout Reach: 8-1/16"



Crestone Kitchen Faucet

Stainless Steel Spout
360° Swivel Rotation Spout
2 Function Pull Down Sprayer
Washerless Cartridge
4-Hole 8" Installation
Optional Side Spray Model Available



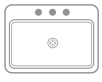

Finish	PART #	w/ SPRAY PART #
Chrome	**BCT-G10C**	**BCT-G11C**
Stainless Steel	**BCT-G10S**	**BCT-G11S**
Matte Black	**BCT-G10MB**	**BCT-G11MB**

Dimensions

Overall Height: 11-1/4"
Spout Height: 6-3/8"
Spout Reach: 8-1/4"



Arco Bathroom Faucet Curved Spout

Single Hole
Deck Plate included for 3 hole installation
Integrated Supply Lines included
Neoperl® Aerator

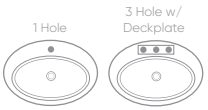

Finish	PART #
Chrome	BAC-V10C
Brushed Nickel	BAC-V10N
Matte Black	BAC-V10MB
Modern Gold	BAC-V10MG

Dimensions
Overall Height: 6-13/16"
Spout Height: 2-3/4"
Spout Reach: 5-1/16"



Crestone 2 Handle Bathroom Faucet

Metal Lever Handle
3-Hole 4" Installation
Pop-Up Drain Included



Finish	PART #
Chrome	BCT-B10C
Brushed Nickel	BCT-B10N
Matte Black	BCT-B10MB

Dimensions
Overall Height: 3-5/16""
Spout Height: 1-3/4"
Spout Reach: 4-3/4"



Arco Bathroom Faucet Straight Spout

Single Hole
Deck Plate included for 3 hole installation
Integrated Supply Lines inlcuded
Neoperl® Aerator

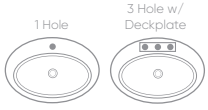

Finish	PART #
Chrome	BAC-V11C
Brushed Nickel	BAC-V11N
Matte Black	BAC-V11MB

Dimensions
Overall Height: 6-3/4"
Spout Height: 3-7/8"
Spout Reach: 4-7/16"



Crestone Single Bathroom Faucet

Metal Lever Handle
3-Hole 4" Installation
Pop-Up Drain Included



Finish	PART #
Chrome	BCT-V11C
Brushed Nickel	BCT-V11N
Matte Black	BCT-V11MB
Chrome	BCT-V11C-LP (Drain Not Included)

Dimensions
Overall Height: 5-5/8""
Spout Height: 1-3/4"
Spout Reach: 4-3/4"



Carta Bathroom Faucet

Single Hole
Deck Plate included for 3 hole installation
Integrated Supply Lines inlcuded
Neoperl® Aerator
Fits 1-3/8" Minumum Diameter Hole

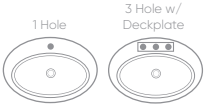

Finish	PART #
Chrome	BCR-V10C
Brushed Nickel	BCR-V10N
Matte Black	BCR-V10MB
Modern Gold	BCR-V10MG

Dimensions
Overall Height: 6-1/4"
Spout Height: 4-1/4"
Spout Reach: 5-1/2"



Push Pop Up Drain

ABS base with metal cap

Finish	W/ OVERFLOW #	NO OVERFLOW #
Chrome	PL30-06C	PL30-05C
Brushed Nickel	PL30-06N	PL30-05N
Matte Black	PL30-06MB	PL30-05MB

BALDOR



Arlington Acrylic Two Handle Bathroom Faucet

Acrylic Round Handles
Washerless Cartridge Operation
3-Hole 4" Installation
Brass Pop-Up Drain Included



3 Hole



COMPLIES WITH NSF-61 · LEAD FREE · WaterSense

Finish	PART #	Dimensions
Chrome	**BAR-B13C**	Overall Height: X/16" Spout Height: 2-15/16" Spout Reach: 4-3/8"



Arlington Single Handle Bathroom Faucet

Single Acrylic Round Handle
Washerless Cartridge Operation
3-Hole 4" Installation
Brass Pop-Up Drain Included



3 Hole



COMPLIES WITH NSF-61 · LEAD FREE · WaterSense

Finish	PART #	Dimensions
Chrome	**BAR-B12C**	Overall Height: X-11/16" Spout Height: X3/4" Spout Reach: 4-3/8"



Arlington Two Handle Bathroom Faucet

Heavy Pattern Faucet
Fits 4" Center
Solid Brass Body w/ Brass shanks
Uses Gerber® Style Replacement Parts
Brass Pop-Up Drain Included



3 Hole



COMPLIES WITH NSF-61 · LEAD FREE · WaterSense

Finish	PART #	Dimensions
Chrome	**BAR-B15C**	Overall Height: 2-14/16" Spout Height: 2-14/16" Spout Reach: 5-1/8"



Arlington Two Handle Bathroom Faucet

Heavy Pattern Faucet
Fits 4" Center
Solid Brass Body w/ Brass shanks
Uses Gerber® Style Replacement Parts
Brass Pop-Up Drain Included



3 Hole



COMPLIES WITH NSF-61 · LEAD FREE · WaterSense

Finish	PART #	Dimensions
Chrome	**BAR-B17C**	Overall Height: 2-13/16" Spout Height: 2-1/8" Spout Reach: 4"



Arlington Single Loop Handle Bathroom Faucet

Metal Loop Handle
Stainless Steel Ball Operation
3-Hole 4" Installation
Brass Pop-Up Drain Included



3 Hole



COMPLIES WITH NSF-61 · LEAD FREE · ADA Compliant · WaterSense

Finish	PART #	Dimensions
Chrome	**BAR-V13C**	Overall Height: 5-7/8" Spout Height: 1-3/4" Spout Reach: 3-7/8"



Arlington Single Handle Bathroom Faucet

Metal Lever Handle
Stainless Steel Ball Operation
3-Hole 4" Installation
Brass Pop-Up Drain Included



3 Hole



COMPLIES WITH NSF-61 · LEAD FREE · ADA Compliant · WaterSense

Finish	PART #	Without Drain PART #	Dimensions
Chrome	**BAR-V11C**	**BAR-V11C-LP**	Overall Height: 5-7/8" Spout Height: 1-3/4" Spout Reach: 3-7/8"



Arlington Two Handle Bathroom Faucet

ADA Wrist Blade Handles
Reach, 1-1/2" From Deck to Aerator
Washerless Cartridge Operation
3-Hole 4" Installation
Brass Grid Strainer Drain Included



3 Hole



Finish	PART #	Dimensions
Chrome	**BAR-B10C**	Overall Height: 2-15/16" Spout Height: 1-1/2" Spout Reach: 3-5/8"



Self Closing Single Handle Faucet Basin Mount

Solid Brass Construction
Single Self-Closing Cross Handle
1-Hole Installation
1/2-14 NPT Female Thread
4-Arm Vandal Proof Handle
Replaceable Seat

Finish	PART #	Dimensions
Chrome	**BSP-M91C**	Overall Height: 3-5/8" Overall Width: 2-7/8" Spout Reach: 3-7/16"



Self Closing Single Handle Faucet Wall Mount

Solid Brass Construction
Single Self-Closing Cross Handle
1-Hole Wall Mount Installation
1/2-14 NPT Female Thread
4-Arm Vandal Proof Handle
Replaceable Seat

Finish	PART #	Dimensions
Chrome	**BSP-M90C**	Overall Height: 4-11/16" Overall Width: 2-7/8" Spout Reach: 3-1/4"



Self Closing Push Basin Mount

Heavy Duty Single Hole
Single Self-Closing Push-Button Valve
Solid Brass Construction
Deck Mount

Finish	PART #	Dimensions
Chrome	**BSP-M92C**	Overall Height: 3-15/16" Overall Width: 2" Spout Reach: 3-7/16""



Water Fountain Spout

Heavy Duty Single Hole
Single Self-Closing Push-Button Valve
3/8-18 NPS Female Thread
Deck Mount

Finish	PART #	Dimensions
Chrome	**BSP-M93C**	Overall Height: 3-1/4" Overall Width: 2"



Arlington Bar Faucet

ADA Wrist Blade Handles
360° Swivel Rotation Gooseneck Spout
Washerless Cartridge Operation
2 or 3-Hole 4" Installation

3 Hole



Finish	PART #	Dimensions
Chrome	**BAR-L20C**	Overall Height: 9-7/8" Spout Height: 5-15/16" Spout Reach: 3-9/16"



Arlington Utlity Faucet

Mini Blade Handles
360° Swivel Hi-Tubular
Attachable Garden Hose Thread Sp out End
Washerless Cartridge Operation
2 or 3-Hole 4" Installation

3 Hole



Finish	PART #	Dimensions
Chrome	**BAR-L30C**	Overall Height: 7-9/16" Spout Height: 5-13/16" Spout Reach: 5-1/2"



Arlington Two Handle Wallmount Faucet

Heavy Brass Commercial Style Wallmount
Canopy Handle
Brass Soap Dish
Long Reach 360° Swivel Spout
2-Hole 7-7/8" to 8-1/8" Installation
Quick-Pression Quarter-Turn Stems, Replaceable Seats

Finish	PART #	Dimensions
Chrome	**BAR-L70C** 8" Spout	Overall Height: 5-7/16" Spout Height: 2-7/8" 8" Spout Reach: 10-3/4" 12" Spout Reach:14-3/4"
Chrome	**BAR-L72C** 12" Spout	



Arlington Utlity Faucet

Heavy Cast Brass Construction
Direct Sweat Connections
Cast Swivel Spout W/ Hose Thread
3-1/2" Centers
Straddle Legs
Quick-Pression Quarter-Turn Stems, Replaceable Seats

Finish	PART #	Dimensions
Brass	**BSP-L31R**	Overall Height: 5-11/16" Spout Height: 4-1/8" Spout Reach: 6-1/8"



Blister Pack



Non-Metallic Single Handle Kitchen Faucet

Single Handle 4" Centerset
360° Swivel Rotation Spout
Standard 1/2" FPT Inlets
Max Counter Thickness 1-1/4"
Available w/ Side Spray



3 Hole

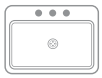

Finish	PART #	w/ SPRAY PART #
Chrome	NM-F10C	NM-F15C

Dimensions
Overall Height: 8-3/8"
Spout Height: 4-3/8"
Spout Reach: 7-1/2"



Blister Pack



Non-Metallic Acrylic 2 Handle Kitchen Faucet

Two Handle 4" Centerset
360° Swivel Rotation Spout
Standard 1/2" FPT Inlets
Max Counter Thickness 1-1/4"
Available w/ Side Spray



3 Hole



Finish	PART #	w/ SPRAY PART #
Chrome	NM-F20C	NM-F25C

Dimensions
Overall Height: 6-5/16"
Spout Height: 4-15/16"
Spout Reach: 8-1/4"



Blister Pack



Non-Metallic Acrylic 2 Handle Bathroom Faucet

Two Handle 4" Centerset
Plastic Body and Handles
Chrome Plated
Standard 1/2" FPT Inlets
Max Counter Thickness 1-1/4"



3 Hole



Finish	PART #	w/ POP-UP PART#
Chrome	NM-B12C	NM-B51C

Dimensions
Overall Height: 3-1/16"
Spout Height: 1-1/8"
Spout Reach: 3-9/16"



Blister Pack



Non-Metallic Two Handle Bathroom Faucet

Two Handle 4" Centerset
Plastic Body and Handles
Chrome Plated
Standard 1/2" FPT Inlets
Max Counter Thickness 1-1/4"



3 Hole



Finish	PART #	w/ POP-UP PART#
Chrome	NM-B13C	NM-B52C

Dimensions
Overall Height: 3-7/8"
Spout Height: 1-11/16"
Spout Reach: 4-9/16"

REUSS™

BALDOR™

FAUCET & BATH
Collection



Click to browse our complete faucet and bath catalog.

CLICK HERE

EVERFLOW®

DRAINAGE

DRAINS | CLOSET FLANGES | CLEANOUTS



PVC CLOSET FLANGES

PC50/51 Series Closet Flange Plastic Ring





- 8 Screw Holes for Added Versatility
- Easy Knock-Out Test Cap Available
- Knockout Designed to Not Fall Down Pipe

W/ Test Cap

PART #	SIZE	TYPE	DESCRIPTION	INNER	MASTER
PC50-300T	Inside 3"	PVC	Closet Flange Plastic Ring W/ Test Cap	1	15
PC50-340T	3" Hub / Inside 4"	PVC	Closet Flange Plastic Ring W/ Test Cap	1	20
PC50-400T	4" Hub	PVC	Closet Flange Plastic Ring W/ Test Cap	1	25

Open Top

PART #	SIZE	TYPE	DESCRIPTION	INNER	MASTER
PC50-300	Inside 3"	PVC	Closet Flange Plastic Ring Open	1	15
PC50-340	3" Hub / Inside 4"	PVC	Closet Flange Plastic Ring Open	1	20
PC50-400	4" Hub	PVC	Closet Flange Plastic Ring Open	1	25
PC51-300	3" Spigot	PVC	Closet Flange Plastic Ring Open	1	25
PC51-400	4" Spigot	PVC	Closet Flange Plastic Ring Open	1	25

PC50/51 Series Closet Flange Plastic Ring





- Corrosion Resistant Stainless Steel Ring
- Full Swivel Ring W/ 8 Screw Holes for Perfect Alignment
- Easy Knock-Out Test Cap Available
- Knockout Designed to Not Fall Down Pipe

W/ Test Cap

PART #	SIZE	TYPE	DESCRIPTION	INNER	MASTER
PC57-300T	Inside 3"	PVC	Closet Flange SS Swivel Ring W/ Test Cap	1	15
PC57-340T	3" Hub / Inside 4"	PVC	Closet Flange SS Swivel Ring W/ Test Cap	1	20
PC57-400T	4" Hub	PVC	Closet Flange SS Swivel Ring W/ Test Cap	1	25

Open Top

PART #	SIZE	TYPE	DESCRIPTION	INNER	MASTER
PC57-300	Inside 3"	PVC	Closet Flange SS Swivel Ring Open	1	15
PC57-340	3" Hub / Inside 4"	PVC	Closet Flange SS Swivel Ring Open	1	20
PC57-400	4" Hub	PVC	Closet Flange SS Swivel Ring Open	1	25
PC57A-340	3" Hub / Inside 4"	ABS	Closet Flange SS Swivel Ring Open	1	12
PC58-300	3" Spigot	PVC	Closet Flange SS Swivel Ring Open	1	25
PC58-400	4" Spigot	PVC	Closet Flange SS Swivel Ring Open	1	25

Extended Closet Flange SS Swivel Ring



- Extended Length Barrel for Added Pipe Reach
- Corrosion Resistant Stainless Steel Ring
- Full Swivel Ring W/ 8 Screw Holes for Perfect Alignment

Open Top

PART #	SIZE	TYPE	DESCRIPTION	INNER	MASTER
R1165	Inside 3"	PVC	4" Long Closet Flange SS Swivel Ring Open	1	12
R1158	Inside 3"	ABS	4" Long Closet Flange SS Swivel Ring Open	1	12
R1166	3" Hub / Inside 4"	PVC	6" Long Closet Flange SS Swivel Ring Open	1	12
R1159	3" Hub / Inside 4"	ABS	6" Long Closet Flange SS Swivel Ring Open	1	12
R1164	3" Spigot	PVC	2-1/2" Long Closet Flange SS Swivel Ring Open	1	12
R1170	3" Spigot	PVC	6" Long Closet Flange SS Swivel Ring Open	1	12
R1157	3" Spigot	ABS	2-1/2" Long Closet Flange SS Swivel Ring Open	1	12
R1162	3" Spigot	ABS	6" Long Closet Flange SS Swivel Ring Open	1	12

PVC CLOSET FLANGES

45° Closet Flange Plastic Swivel Ring



- 360° Plastic Swivel Ring for Versatile Configurations
- 45° Bend Fits Tight Spaces

PART #	SIZE	TYPE	DESCRIPTION	INNER	MASTER
PC55-340	3" Hub / Inside 4"	PVC	45° Closet Flange Plastic Swivel Ring	1	20

Offset Closet Flange Plastic Ring



- Plastic Ring Will Not Deteriorate

PART #	SIZE	TYPE	DESCRIPTION	INNER	MASTER
PC54-340	3" Hub / Inside 4"	PVC	Offset Closet Flange Plastic Ring	1	20

Offset Closet Flange SS Ring



- 360° Stainless Steel Swivel Ring

PART #	SIZE	TYPE	DESCRIPTION	INNER	MASTER
R1174	3" Hub / Inside 4"	PVC	Offset Closet Flange SS Swivel Ring	1	12

Twist and Set Repair Closet Flange



- Replaces Broken Closet Flanges
- Expands to Fit Inside Service Weight & Heavy Weight No-Hub Pipe
- Installs Easily Without Tools

PART #	SIZE	TYPE	DESCRIPTION	INNER	MASTER
PC53-300	Inside 3"	PVC	Push-in Closet Flange w/ Plastic Ring	1	20
PC53-400	Inside 4"	PVC	Push-in Closet Flange w/ Plastic Ring	1	20

4" Adjustable Compression Repair Closet Flange W/ Tightening Bolts



- Fits Inside of 4" Cast Iron or Schedule 40 DWV Plastic Pipe
- SS Bolts are Tightened to Compress the Rubber Gasket to Secure to Pipe
- Compression Joint Allows up to 3" of Adjustment to the Riser
- No Caulking Required

PART #	SIZE	TYPE	DESCRIPTION	INNER	MASTER
R1173	Inside 4"	PVC	Adjustable Compression Flange Fits PVC, ABS or Cast Iron Pipe	1	12

SS Closet Flange Replacement Ring



PART #	INNER	MASTER
PC50-SS	1	100

2 Piece SS Closet Flange Repair Ring



- Includes 2-1/4" x 1/4" Solid Brass Bolts

PART #	INNER	MASTER
R1176	1	12

SS Spanner Flange



- Repairs Broken Closet Flange

PART #	INNER	MASTER
SSF207	1	12

SHOWER DRAINS

Fiberglass & Acrylic Floor Shower Drains













- Available in No Caulk & Solvent Weld Connections
- Designed for Pre-Formed Shower Bases
- 4-1/4" SS Strainer Tops

Brass Body No Caulk Shower Stall Drain

PART #	SIZE	TYPE	DESCRIPTION	INNER	MASTER
PD40-140	2"	Brass	No Caulk Shower Drain SS Strainer	1	20

No Caulk Shower Stall Drain

PART #	SIZE	TYPE	DESCRIPTION	INNER	MASTER
PD40-101	2"	PVC	No Caulk Shower Drain SS Strainer	1	20

Solvent Weld Shower Stall Drain W/ Receptor Base

PART #	SIZE	TYPE	DESCRIPTION	INNER	MASTER
PD41-001	2"	PVC	Solvent Weld Shower Drain W/ Receptor Base SS Strainer	1	25

Solvent Weld Shower Stall Drain W/ Receptor Base & Test Cap

PART #	SIZE	TYPE	DESCRIPTION	INNER	MASTER
R1122	2" Hub	PVC	Solvent Weld Shower Drain W/ Receptor Base & Test Cap SS Strainer	1	25
R1123	2" Hub	ABS	Solvent Weld Shower Drain W/ Receptor Base & Test Cap SS Strainer	1	25

Solvent Weld Shower Stall Drain W/ Outer-Locknut Mount

PART #	SIZE	TYPE	DESCRIPTION	INNER	MASTER
PD41-007	2" Hub	PVC	Solvent Weld Shower Drain W/ Lock Nut Mount SS Strainer	1	25

Offset Solvent Weld Shower Drain W/ Receptor Base

PART #	SIZE	TYPE	DESCRIPTION	INNER	MASTER
PD41-600	2" Hub	PVC	Solvent Weld Offset Shower Drain W/ Receptor Base SS Strainer	1	12

Gasket for No Caulk Shower Drain



PART #	SIZE	INNER	MASTER
PD40-GSK	2"	1	200

Replacement Wrench Key



PART #	INNER	MASTER
PD40-WRK	1	200

Replacemnet Shower Drain Strainers



PART #	SIZE	INNER	MASTER
PD40-SCW	**4-1/4" Screw In**	50	200
PD40-SNP	**4-1/4" Snap In**	50	200

Tile Shower Drain with Reversible Clamping Ring



- Designed to be Used With Tile or Marble Floors Where Shower Pan Liner is Used
- Reversible Clamping Collar is Secured With SS Bolts

PART #	SIZE	TYPE	DESCRIPTION	INNER	MASTER
PD50-230R	2" Hub / 3" Inside	PVC	Shower Drain W/ 4" Round SS Strainer	1	12
PD50-230B	2" Hub / 3" Inside	PVC	Shower Drain Base Only	1	12

GENERAL PURPOSE / UTILITY DRAINS

Bell Trap Drains



- Snap In Lid
- Molded Bell in Lid
- Uses 2" Coupling to Connect 6" Drain to 2" Pipe

PART #	SIZE	TYPE	DESCRIPTION	INNER	MASTER
PD42-06	1-1/2" Hub / 2" Spigot	PVC	6" Bell Trap Drain	1	10
PD42-09	2" Hub / 3" Inside	PVC	9" Bell Trap Drain	1	4

Utility Drains



- Snap In Lid
- Uses 2" Coupling to Connect 6" Drain to 2" Pipe

PART #	SIZE	TYPE	DESCRIPTION	INNER	MASTER
PD40-06	1-1/2" Hub / 2" Spigot	PVC	6" Utility Drain	1	10
PD40-09	2" Hub / 3" Inside	PVC	9" Utility Drain	1	10

General Purpose Drains



- Fits Over or Inside Schedule 40 DWV Pipe

PART #	SIZE	TYPE	DESCRIPTION	INNER	MASTER
PD54-230	2" Hub / 3" Inside	PVC	General Purpose Drain W/ Chrome Strainer	1	20
PD54-340	3" Hub / Inside 4"	PVC	General Purpose Drain W/ Chrome Strainer	1	10
PD54-400	4" Hub	PVC	General Purpose Drain W/ Chrome Plated Cast Brass Strainer	1	20

Plastic Inside Pipe Snap In Drain



- One Piece All Plastic
- Fits Inside Sch 40 DWV Pipe
- Drain top Fits Flush to Pipe OD Diameter

PART #	SIZE	TYPE	DESCRIPTION	INNER	MASTER
PD42-200	2" Inside	PVC	All Plastic Inside Pipe Snap In Drain	1	100
PD42-300	3" Inside	PVC	All Plastic Inside Pipe Snap In Drain	1	100
PD42-400	4" Inside	PVC	All Plastic Inside Pipe Snap In Drain	1	50

CAST IRON SHOWER DRAINS

BLUE COAT CAST IRON SHOWER DRAINS

Adjustable cast iron shower drains with choice of strainer styles and finishes.



Blue Coat Cast Iron Shower Drains

Cast Iron Base with 6-1/2" Pan

- Cast Iron Construction with Blue Coating
- 6-1/2" Pan w/ Clamping Ring & Bolts
- Adjustable Cast Brass Drain Assembly
- Strainer Available in a Variety of Finishes



Cast Iron Shower Drain Round Chrome 4" Strainer

PART #	SIZE / DESCRIPTION	INNER	MASTER
CRD60-203	2" IPS and 4" Round Chrome Strainer	1	8
CRD60-205	2" No Hub and 4" Round Chrome Strainer	1	8



Cast Iron Shower Drain Square Chrome 4" Strainer

PART #	SIZE / DESCRIPTION	INNER	MASTER
CRD60-402	2" IPS and 4" Square Chrome Strainer	1	8
CRD60-403	2" No Hub and 4" Square Chrome Strainer	1	8



Cast Iron Shower Drain Base Only

PART #	SIZE / DESCRIPTION	INNER	MASTER
CRD60-902	2" No Hub Body Only	1	8
CRD61-902	3" No Hub Body Only	1	8



Cast Iron Side Outlet Shower Drain

PART #	SIZE / DESCRIPTION	INNER	MASTER
CRD60-902S	2" No Hub Body Only	1	8
CRD60-205S	Side Outlet with Round 4" Chrome Strainer	1	8
CRD60-403S	Side Outlet with Square 4" Chrome Strainer	1	8

Shower Drain Strainers

4" Strainer Grid 2" Spud (11-1/2 NPS)



Round Shower Strainer

PART #	SIZE / DESCRIPTION	INNER	MASTER
CRD60-980C	4" Round 2" Spud Chrome	1	18
CRD60-980N	4" Round 2" Spud Satin Nickel	1	18
CRD60-980MB	4" Round 2" Spud Matte Black	1	18
CRD60-980SB	4" Round 2" Spud Satin Brass	1	18



Square Shower Strainer

PART #	SIZE / DESCRIPTION	INNER	MASTER
CRD60-981C	4" Square 2" Spud Chrome	1	18
CRD60-981N	4" Square 2" Spud Satin Nickel	1	18
CRD60-981MB	4" Square 2" Spud Matte Black	1	18
CRD60-981SB	4" Square 2" Spud Satin Brass	1	18



Shower Drain Replacement Grids

ROUND PART #	DESCRIPTION	SQUARE PART #	DESCRIPTION
CRD802	4" Round Chrome	**CRD812**	4" Square Chrome
CRD803	4" Round Satin Nickel	**CRD813**	4" Square Satin Nickel
CRD804	4" Round Matte Black	**CRD814**	4" Square Matte Black
CRD805	4" Round Satin Brass	**CRD815**	4" Square Satin Brass



Cast Iron Shower Drain Value Engineered

PART #	SIZE / DESCRIPTION	INNER	MASTER
CRD60-195	2" No Hub Body Round Strainer	1	8

sales@everflowsupplies.com · 908-436-1100 · fax: 908-436-1162

CAST IRON FLOOR DRAINS

CAST IRON ADJUSTABLE FLOOR DRAINS

For use on concrete floors to facilitate drainage where water can collect. Consists of cast iron body w/ adjustable height drain assembly.



Cast Iron Adjustable Floor Drains

- Cast Iron Body W/ Blue Corrosion Resistant Coating
- 1/2" Primer Tapped W/ Brass Plug
- Stainless Steel Clamping Bolts
- Nickel Bronze & Chrome Plated Brass Grates
- Grate Removable For Cleaning and Service
- Load Rating: Light to Medium Duty
- Complies with ASME A112.6.3 Standards
- Full Flow Strainer Design Leaves No Crevises For Dirt



Adjustable Floor Drain 7" Pan Nickel Bronze 5" Round Strainer

PART #	SIZE / DESCRIPTION	CASE	PALLET
CRD65-280N	2" No Hub Blue Floor Drain NB Round	4	176
CRD65-580N	3" No Hub Blue Floor Drain NB Round	4	176
CRD65-480N	4" No Hub Blue Floor Drain NB Round	4	176



Adjustable Floor Drain 7" Pan Base Only

PART #	SIZE / DESCRIPTION	CASE	PALLET
CRD65-102	2" No Hub Blue Floor Drain - Base Only	4	176
CRD65-103	3" No Hub Blue Floor Drain - Base Only	4	176
CRD65-104	4" No Hub Blue Floor Drain - Base Only	4	176



Adjustable Floor Drain 7" Pan Chrome 5" Round Strainer

PART #	SIZE / DESCRIPTION	CASE	PALLET
CRD65-280C	2" No Hub Blue Floor Drain Chrome Round	4	176
CRD65-580C	3" No Hub Blue Floor Drain Chrome Round	4	176
CRD65-480C	4" No Hub Blue Floor Drain Chrome Round	4	176



5" Round Floor Drain Strainer

3-1/2" Spud (8 NPS)

PART #	SIZE / DESCRIPTION	CASE
CRD65-80C	5" Chrome Round Strainer	18
CRD65-80N	5" Nickel Bronze Round Strainer	18



Adjustable Floor Drain 7" Pan Nickel Bronze 5" Square Strainer

PART #	SIZE / DESCRIPTION	CASE	PALLET
CRD65-282N	2" No Hub Blue Floor Drain NB Square	4	176
CRD65-582N	3" No Hub Blue Floor Drain NB Square	4	176
CRD65-482N	4" No Hub Blue Floor Drain NB Square	4	176



5" Square Floor Drain Strainer

3-1/2" Spud (8 NPS)

PART #	SIZE / DESCRIPTION	CASE
CRD65-82N	5" Nickel Bronze Square Strainer	10

CAST IRON CLOSET FLANGES

Cast Iron Two Finger Closet Flange

Push-in Style with Ribbed Gasket

- Flush fit
- Notched and slotted
- Easy to install or adjust
- Can be used on PVC, ABS, Cast Iron, or old lead pipe in good condition
- Seals In Pipe with Up to 4" of clearance below the floor
- Features ribbed neoprene gasket for easy installation and greater seal



PART#	SIZE / DESCRIPTION	INNER	MASTER
CR47-320	3" Pipe x 2" Depth Two Finger Flange	1	8
CR47-340	3" Pipe x 4" Depth Two Finger Flange	1	4
CR47-460	4" Pipe x 6" Depth Two Finger Flange	1	4
CR47-420	4" Pipe x 2" Depth Two Finger Flange	1	8
CR47-430	4" Pipe x 3" Depth Two Finger Flange	1	4
CR47-440	4" Pipe x 4" Depth Two Finger Flange	1	4

Inside Caulk Cast Iron Closet Flange

- Cast iron constuction
- Notched and slotted
- Inside caulk connection



Service Weight

PART#	SIZE / DESCRIPTION	INNER	MASTER
CI41-320	3" Pipe x 2" Depth Inside Caulk Closet Flange	1	12
CI41-420	4" Pipe x 2" Depth Inside Caulk Closet Flange	1	12
CI41-430	4" Pipe x 3" Depth Inside Caulk Closet Flange	1	8
CI41-440	4" Pipe x 4" Depth Inside Caulk Closet Flange	1	8

Reducing

PART#	SIZE / DESCRIPTION	INNER	MASTER
CFCCR0403	4" x 3" Pipe x 3" Depth Inside Caulk Closet Flange	1	12

Extra Heavy 5" No Bead

PART#	SIZE / DESCRIPTION	INNER	MASTER
CFCX4212	4" Pipe x 2-1/2" Depth Inside Caulk Closet Flange	1	12
CFCX0404	4" Pipe x 4" Depth Inside Caulk Closet Flange	1	12
CFCX0406	4" Pipe x 6" Depth Inside Caulk Closet Flange	1	8

No Hub Offset Cast Iron Closet Flange

Offset

- 2" Offset
- Cast Iron Constuction
- Slotted
- No-Hub Connection



PART#	SIZE / DESCRIPTION	INNER	MASTER
CI43-441	2" Offset 4" Pipe x 4" Depth Closet Flange	1	8

Blue No Caulk Cast Iron Closet Flange

Blue Coated Quick Set Style

- Cast Iron Construction with Blue Coating
- Notched and Slotted
- Ideal for Both Repair and New Construction
- Four Stainless Steel Bolts and Washers
- Easy to Install - Reduces Installation Time
- Push Over Cast Iron or Plastic Pipe, Anchor to Floor and Tighten Bolts
- Features Ribbed Neoprene Gasket for Easy Installation and Greater Seal



Blue Coated Quick Set Style

PART#	SIZE / DESCRIPTION	INNER	MASTER
CR40-320	3" Pipe x 2" Depth Blue Closet Flange	1	8
CR40-420	4" Pipe x 2" Depth Blue Closet Flange	1	8
CR40-430	4" Pipe x 3" Depth Blue Closet Flange	1	4
CR40-440	4" Pipe x 4" Depth Blue Closet Flange	1	4
CR40-460	4" Pipe x 6" Depth Blue Closet Flange	1	4



Blue Coated Quick Set Style Offset

PART#	SIZE / DESCRIPTION	INNER	MASTER
CR40-644	4" Pipe x 1" Deep Blue Offset Closet Flange 4 Slot	1	4



Blue Coated Quick Set Style W/ Test Cap

PART#	SIZE / DESCRIPTION	INNER	MASTER
CR40-425	4" Pipe x 2" Depth Blue Closet Flange	1	8

No Hub Cast Iron Closet Flange

No Hub Connection

- Fits 4" Pipe
- Cast Iron Constuction
- Notched and Slotted



PART#	SIZE / DESCRIPTION	INNER	MASTER
CFCNH0403	4" Pipe x 3-1/2" Depth No Hub Closet Flange	1	12

CLOSET FLANGES & CLEANOUTS

Brass Closet Flange



PART#	SIZE / DESCRIPTION	INNER	MASTER
BRTF4000	4″	1	50
BRTFD400	4″ Deep	1	25
BRTF4030	4″ x 3″	1	25
BROF4000	4″ Offset	1	25
BRTL4030	4″ x 3″ For Lead	1	25

Closet Bend Cast Iron No Hub



PART#	SIZE / DESCRIPTION	INNER	MASTER
CR11-40616	4″ x 6″ x 16″ Closet Bend Cast Iron No Hub	1	1
CR11-41616	4″ x 16″ x 16″ Closet Bend Cast Iron No Hub	1	1

Deck Plate Cleanout

Cast Brass



- Light Commercial Duty
- Skid Resistant Cleanout Plate
- Inside Caulk

PART#	SIZE / DESCRIPTION	INNER	MASTER
CDP-02	2″	1	20
CDP-03	3″	1	20
CDP-04	4″	1	20
CDP-05	5″	1	8
CDP-06	6″	1	8

Tapped Countersunk Cleanout Plugs

Brass Body ▪ Counter Sunk With Tap



- 1/4″ Tapped to Attach Cleanout Cover

PART#	SIZE / DESCRIPTION	INNER	MASTER
CB54-150	1-1/2″	-	200
CB54-200	2″	-	200
CB54-250	2-1/2″	-	100
CB54-300	3″	-	80
CB54-350	3-1/2″	-	60
CB54-400	4″	-	40

Southern Code Cleanout

Raised Head ▪ Brass Body



- Combines with FIP adapters to make cleanouts

PART#	SIZE / DESCRIPTION	INNER	MASTER
COPR114	1-1/4″	100	200
COPR112	1-1/2″	100	200
COPR200	2″	100	200
COPR212	2-1/2″	50	200
COPR300	3″	20	160
COPR312	3-1/2″	20	120
COPR400	4″	10	80
COPR500	5″	10	60
COPR600	6″	10	40
COPR800	8″	10	20
COPR010	10″	1	5

Southern Code Cleanout

Countersunk Head ▪ Brass Body



- Combines with FIP adapters to make cleanouts

PART#	SIZE / DESCRIPTION	INNER	MASTER
COPC112	1-1/2″	100	200
COPC200	2″	100	200
COPC212	2-1/2″	50	200
COPC300	3″	20	160
COPC312	3-1/2″	20	120
COPC400	4″	10	80
COPC500	5″	10	60
COPC600	6″	10	40
COPC800	8″	10	20

CAST IRON CLEANOUTS

Plain End Cast Iron Cleanout

Short Pattern



- With Southern Code Plug
- Fits Flush With Hub

PART#	PIPE SIZE	PLUG	CLEANOUT HEIGHT	CASE
CR38-104	4″	3" Raised Head	3"	10
CR39-114	4″	3-1/2" Countersunk	3"	10



Body Only - No Plug

PART#	PIPE SIZE	TAP	CLEANOUT HEIGHT	CASE
CR37-314	4″	3-1/2"	3"	8

Plain End Cast Iron Cleanout

Long Pattern



- With Southern Code Plug
- For Use with Service Weight (Caulk Into Hub) or No Hub Coupling

PART#	PIPE SIZE	PLUG	CLEANOUT HEIGHT	CASE
CR38-002	2″	1-1/2" Raised Head	3-1/4"	12
CR38-003	3″	1-1/2" Raised Head	4"	12
CR38-004	4″	3" Raised Head	4"	8
CR38-014	4″	3-1/2" Raised Head	4"	8
CR38-006	6″	5" Raised Head	4"	2
CR39-014	4″	3-1/2" Countersunk	4"	4
CR39-004	4″	3" Countersunk	4"	8
CR39-006	6″	5" Countersunk	4"	2

No Hub Cast Iron Blind Plug

Long Pattern



PART#	SIZE	CASE
CRD59-202	2″ Blind Plug	10
CRD59-203	3″ Blind Plug	10
CRD59-204	4″ Blind Plug	8

No Hub Cast Iron Cleanout

With Plug



- Cast Iron Constuction
- Includes Brass Plug
- No Hub Connection

Heavy Brass Plug

PART#	PIPE SIZE	PLUG	CLEANOUT HEIGHT	CASE
CR38-503	3″	2-1/2″ Raised Head	2-1/8"	10
CR38-504	4″	3-1/2″ Raised Head	2-1/8"	10



Southern Code Plug

PART#	PIPE SIZE	PLUG	CLEANOUT HEIGHT	CASE
CR38-402	2″	1-1/2″ Raised Head	2-1/8"	10
CR38-403	3″	2-1/2″ Raised Head	2-1/8"	10
CR38-404	4″	3-1/2″ Raised Head	2-1/8"	10



No Hub Cast Iron Cleanout Bodie

PART#	PIPE SIZE	TAP	CLEANOUT HEIGHT	CASE
CR37-104	4″	3-1/2"	2-1/8"	10

Service Weight Push-On Cleanout

With Plug



- Cast Iron Constuction
- Includes Brass Plug

PART#	PIPE SIZE	PLUG	CLEANOUT HEIGHT	CASE
CR36-004	4″	Raised Head	3"	8
CR36-006	6″	Raised Head	2-3/4"	4
CR36-014	4″	Countersunk	3"	8
CR36-016	6″	Countersunk	2-3/4"	4

No Hub Cast Iron Test Tee



PART#	PIPE SIZE	PLUG	LENGTH	CASE
CR56-012	2″ x 2″	Raised Head	6-3/8"	12
CR56-013	3″ x 3″	Raised Head	7-3/4"	4
CR56-014	4″ x 4″	Raised Head	8-7/8"	1

CAST IRON DRAINAGE

Cast Iron Backwater Valve

No Hub

- Reduces Backflow in Drainage System
- All Neoprene Gaskets
- SS Bolts & Washers
- Repairable in Service



PART #	SIZE / DESCRIPTION	BX	PALLET
CR01-002	2" No Hub Backwater Valve	1	140
CR01-003	3" No Hub Backwater Valve	1	75
CR01-004	4" No Hub Backwater Valve	1	75

No Hub Cast Iron Bell Trap

Hinged Lid

- No Hub Connection
- Bell Attached



PART #	SIZE / DESCRIPTION	BX	PALLET
CRD76-302	6" x 6" x 2" No Hub Cast Iron Bell Trap	1	360
CRD76-303	9" x 9" x 3" No Hub Cast Iron Bell Trap	1	128
CRD76-304	12" x 12" x 4" No Hub Cast Iron Bell Trap	1	63

No Hub Area Drain

- Cast Iron Construction
- No Hub connection
- Lip Secures Strainer
- Full Waterway
- Traffic Rated 2,000 Lbs



PART #	SIZE / DESCRIPTION	CASE
CRD77-002	2" No Hub Area Drain	12
CRD77-003	3" No Hub Area Drain	8
CRD77-004	4" No Hub Area Drain	4

Pittsburgh Bell Trap

- Cast Iron Construction
- Deep Body
- Inside Caulk



PART #	SIZE / DESCRIPTION	BX	PALLET
CR60-094	9" x 9" x 4" Inside Caulk Bell Trap Less Bell	1	200
CR60-099	6-3/4" ID Strainer for Bell Trap	40	-

Cast Iron Square Cesspool Grate

- Cast Iron Construction



PART #	SIZE / DESCRIPTION	CASE
CRD59-156	6" x 6" Square Grate	30
CRD59-158	8" x 8" Square Grate	15
CRD59-160	10" x 10" Square Grate	10
CRD59-162	12" x 12" Square Grate	7

Philadelphia Style Vent Box

- Cast Iron Construction
- Strainer Secured by Overlapping Lug and Screw



PART #	SIZE / DESCRIPTION	BX	PALLET
CRV60-004	4" Inside Caulk Cast Iron Vent Box	1	294
CRV60-094	Replacement Strainer for Vent Box	6	-

Reading Style Vent Box

- Cast Iron Construction
- 4" Inside Caulk



PART #	SIZE / DESCRIPTION	BX	PALLET
CRV60-11	4" Inside Caulk Cast Iron Vent Box	1	216
CRV60-11-L	Lid Replacement for Vent Box	8	-

Reading Style Cleanout

- Cast Iron Construction
- 4" Inside Caulk



PART #	SIZE / DESCRIPTION	BX	PALLET
CRV60-12	4" Inside Caulk Cast Iron Cleanout	1	216
CRV60-12-L	Lid Replacement for Cleanout	8	-

Cast Iron Sewer Box

- Cast Iron Construction
- Marked Sewer



PART #	SIZE / DESCRIPTION	BX	PALLET
CR36-008	8" Cast Iron Sewer Box w/Lid & Ring	1	144
CR36-010	10" Cast Iron Sewer Box w/Lid & Ring	1	90
CR36-009	10" Cast Iron Sewer Lid	2	-

Cast Iron Kentucky Drain

- Cast Iron Construction
- Heavy Duty Loose set Strainer



PART #	SIZE / DESCRIPTION	CASE	PALLET
CR73-003	3" Cast Iron Kentucky Drain	4	360

EVERFLOW®
SHOWER PAN LINER



NEW



PVC Shower Pan Liner

40 Mil Thickness

- Ready-To-Use Waterproofing Membrane
- For Tile Showers or Other Waterproofing Applications
- Marked in 6” Increments for Easy Measuring
- Made Of Durable 40 Mil Flexible PVC
- Rolled to Prevent Creases in the Liner
- IAPMO Listed to ASTM D4551

PART #	SIZE	DESCRIPTION	EACH	PALLET
SPL450-40R	4’ x 50’ Roll	PVC Shower Pan Liner	1 Roll	20
SPL540-40R	5’ x 40’ Roll	PVC Shower Pan Liner	1 Roll	20
SPL650-40R	6’ x 50’ Roll	PVC Shower Pan Liner	1 Roll	20

For more information contact:
sales@everflowsupplies.com | 908.436.1100

EVERFLOW™

Green Drain™

WATERLESS DRAIN TRAP SEAL

Distributed by EVERFLOW™



PROTECTS FROM:

- VIRUSES
- BACTERIA
- PESTS
- GASES
- ODORS

Stop Floor Drain Odors The Right Way.

Proven. Patented. Effective.

Prevents coronavirus and other viruses, bacteria, gases and pests from entering your home through floor and shower drains

Eliminates need for continuous wasted water and high utility bills caused by dripping water from trap primers

FEATURES

- Allows high flow of water down drain
- Easy install & removal by anyone in seconds
- No pliers, wrench, caulk or glue needed
- Retrofits into most existing drains

PART #	SIZE / DESCRIPTION	INNER	MASTER
GD125	1-1/4" Green Drain	4	96
GD15	1-1/2" Green Drain	4	96
GD2	2" Green Drain	4	96
GD3	3" Green Drain	4	96
GD35	3-1/2" Green Drain	4	96
GD4	4" Green Drain	4	96
GD5	5" Green Drain	4	96
GD6	6" Green Drain	4	96

Everflow Supplies Inc. T:908.436.1100 sales@everflowsupplies.com www.everflowsupplies.com

ACCESS PANELS & CLEANOUT COVERS

PLASTIC ACCESS PANELS

WHITE

- High Impact Styrene
- Hinged & Removable Door Panel
- UV Stabilizers Resist Fading



PART #	SIZE / DESCRIPTION	INNER	MASTER
AXP0406	4" x 6" Plastic Access Panel	1	100
AXP0609	6" x 9" Plastic Access Panel	1	50
AXP0808	8" x 8" Plastic Access Panel	1	50
AXP1212	12" x 12" Plastic Access Panel	1	30
AXP1414	14" x 14" Plastic Access Panel	1	30

STAINLESS STEEL WALL CLEANOUT COVER

22 GAUGE • POLISHED CHROME

- 1500 degree fire rating
- Nickel plated Bolt included
- Comes with Protective Film Cover
- Available with 2-1/4" & 4" Bolt
- Easy to install



2-1/4" BOLT PART #	4" BOLT PART #	SIZE / DESCRIPTION	INNER	MASTER
CC003S-W2	**CC003S-W4**	3" SS Cleanout Cover	25	200
CC004S-W2	**CC004S-W4**	4" SS Cleanout Cover	25	200
CC005S-W2	**CC005S-W4**	5" SS Cleanout Cover	25	200
CC006S-W2	**CC006S-W4**	6" SS Cleanout Cover	25	100
CC007S-W2	**CC007S-W4**	7" SS Cleanout Cover	25	100
CC008S-W2	**CC008S-W4**	8" SS Cleanout Cover	25	100
CC010S-W2	**CC010S-W4**	10" SS Cleanout Cover	25	50

STAINLESS STEEL FLOOR CLEANOUT COVER

16 GAUGE • POLISHED CHROME

- 1500 degree fire rating
- Nickel plated Bolt included
- Comes with Protective Film Cover
- Available with 2-1/4" & 4" Bolt
- Easy to install



2-1/4" BOLT PART #	4" BOLT PART #	SIZE / DESCRIPTION	INNER	MASTER
CC003S-F2	**CC003S-F4**	3" SS Cleanout Cover	50	200
CC004S-F2	**CC004S-F4**	4" SS Cleanout Cover	25	150
CC005S-F2	**CC005S-F4**	5" SS Cleanout Cover	25	100
CC006S-F2	**CC006S-F4**	6" SS Cleanout Cover	25	75
CC007S-F2	**CC007S-F4**	7" SS Cleanout Cover	25	50
CC008S-F2	**CC008S-F4**	8" SS Cleanout Cover	25	50
CC010S-F2	**CC010S-F4**	10" SS Cleanout Cover	10	30

PLASTIC CHROME CLEANOUT COVER PLATE

POLISHED CHROME

- High Impact Plastic
- #14 Wood Screw
- Easy to install



PART #	SIZE / DESCRIPTION	INNER	MASTER
CC425C	4-1/4" Plastic Chrome Cleanout Cover	25	200
CC525C	5-1/4" Plastic Chrome Cleanout Cover	25	200
CC725C	7-1/4" Plastic Chrome Cleanout Cover	25	200
CC925C	9-1/4" Plastic Chrome Cleanout Cover	25	100

PLASTIC CLEANOUT COVER PLATE

WHITE

- High Impact Plastic
- #14 Wood Screw
- Easy to install



PART #	SIZE / DESCRIPTION	INNER	MASTER
CC425W	4-1/4" Plastic White Cleanout Cover	25	200
CC525W	5-1/4" Plastic White Cleanout Cover	25	200
CC725W	7-1/4" Plastic White Cleanout Cover	25	200
CC925W	9-1/4" Plastic White Cleanout Cover	25	100

PLASTIC CHROME BELL CLEANOUT COVER

POLISHED CHROME • BELL DESIGN

- High Impact Plastic
- #14 Wood Screw
- Easy to install



PART #	SIZE / DESCRIPTION	INNER	MASTER
CCB425C	4-1/4" Plastic Chrome Bell Cleanout Cover	25	200
CCB525C	5-1/4" Plastic Chrome Bell Cleanout Cover	25	200
CCB725C	7-1/4" Plastic Chrome Bell Cleanout Cover	25	200
CCB925C	9-1/4" Plastic Chrome Bell Cleanout Cover	25	100

PLASTIC BELL CLEANOUT COVER

WHITE • BELL DESIGN

- High Impact Plastic
- #14 Wood Screw
- Easy to install



PART #	SIZE / DESCRIPTION	INNER	MASTER
CCB425W	4-1/4" Plastic White Bell Cleanout Cover	25	200
CCB525W	5-1/4" Plastic White Bell Cleanout Cover	25	200
CCB725W	7-1/4" Plastic White Bell Cleanout Cover	25	200
CCB925W	9-1/4" Plastic White Bell Cleanout Cover	25	100

PLUGS & TEST CAPS

Boiler Plug

Cast Iron Body ▪ Square Head for Wrench



PART#	SIZE / DESCRIPTION	INNER	MASTER
BP200	2″ Boiler Plug	8	16
BP212	2-1/2″ Boiler Plug	24	48
BP300	3″ Boiler Plug	5	10

Lead “Fit All” Plug

Cast Iron Body ▪ Square Head for Wrench



PART#	SIZE / DESCRIPTION	INNER	MASTER
LP200	2″ Lead Plug	24	48
LP212	2-1/2″ Lead Plug	24	48
LP300	3″ Lead Plug	12	24
LP312	3-1/2″ Lead Plug	12	24
LP400	4″ Lead Plug	6	12
LP412	4-1/2″ Lead Plug	6	12
LP500	5″ Lead Plug	1	8
LP512	5-1/2″ Lead Plug	1	8
LP600	6″ Lead Plug	1	8

MPT Quick Plug Stub Out With Gasket



- No tools required
- Easy manual installation
- Reduces time and labor
- No thread seal required
- Reusable & long lasting
- Smooth thread end for easy plastering
- Constructed of plastic for durability
- O-Ring seals and keeps debris out
- Simple screw-in place design
- Ideal for shower and tub valve installs

PART #	SIZE	INNER	MASTER
HP5412	1/2″ MPT	50	300

Test Caps



- White PVC material
- Solvent weld with the end of sch40.
- Available sizes 1-1/2″ - 4″
- Pressure test up to 15 PSI
- Never test piping system using compress

PART #	SIZE	BAG	MASTER
PT35-150	1-1/2″	100	800
PT35-200	2″	100	600
PT35-300	3″	50	250
PT35-400	4″	25	150

Termination Vent Screens

BEST SELLER

PREVENTS LEAVES DEBRIS & WILDLIFE FROM ENTERING



FEATURES

- Protects vent piping system from clogs
- Prevent pests, & debris from entering vent
- Connects to PVC fitting for flush installation
- No gluing Necessary!
- Slotted channel allows for condensation drainage preventing buildup & freezing
- High Grade Type 304 Stainless Steel Screen

TOP QUALITY

Termination Vent Screens

Available in 4 Sizes ▪ Stainless Steel Screen

PART #	SIZE	INNER	MASTER
TVS2SS	2"	1	100
TVS3SS	3"	1	100
TVS4SS	4"	1	50
TVS6SS	6"	1	12

RAVEN SPECIALTY PRODUCTS



- US Patent # D715,409 S

7" Round Fresh Air Plate

PART #	SIZE	INNER	MASTER
AP25-7G	7"	1	48



Cesspool Plates

PART #	SIZE	INNER	MASTER
CES-6G	6"	1	50
CES-8G	8"	1	25
CES-10G	10"	1	25
CES-12G	12"	1	15



sales@everflowsupplies.com · 908-436-1100 · fax: 908-436-1162

EVERFLOW™

EVERFLOW®

TOILET REPAIR

Tank Levers | Fill Valves | Toilet Bolts | Wax Rings



FLEXCRAFT®

TOILET GASKET RINGS



Standard Wax Ring

Fits 3" & 4" Waste Lines

- Standard 1# Size
- Will not harden or deteriorate
- Forms a solid seal between floor and toilet
- Provides positive bowl alignment



PART #	DESCRIPTION	INNER	MASTER
TR1000	Standard Wax Ring	1	48
TR1009	Standard Wax Ring & Bolts (PR) 1/4" x 2-1/4" Brass Bolts	1	48

Standard Wax Ring w/ Plastic Flange

Fits 3" & 4" Waste Lines

- Standard 1# Size
- Conforms to Federal Specification TT-P-1536A
- Forms a solid seal between floor and toilet
- Provides positive bowl alignment
- Will not harden or deteriorate
- Extends short horn bowls



PART #	DESCRIPTION	INNER	MASTER
TR1001	Wax Ring w/ Plastic Flange	1	24
TR1002	Wax Ring w/ Plastic Flange & Bolts (PR) 1/4" x 2-1/4" Brass Bolts	1	48

Elastic Toilet Ring

Fits 3" & 4" Waste Lines

WAX FREE NO MESS

- Wax free toilet ring
- Designed to be pest, acid and gas resistant
- Forms a solid seal between floor and toilet
- Can be re-positioned and compressed
- Will not break or become brittle
- Remains resilient and flexible
- Extends short horn bowls



PART #	DESCRIPTION	INNER	MASTER
TR1006	Elastic Toilet Ring	1	21

JUMBO Wax Ring

Fits 3" & 4" Waste Lines

EXTRA THICK 40% MORE WAX

- Conforms to Federal Specification TT-P-1536A
- Forms a solid seal between floor and toilet
- Provides positive bowl alignment
- Will not harden or deteriorate
- Extends short horn bowls



PART #	DESCRIPTION	INNER	MASTER
TR1008	Jumbo Wax Ring	1	24
TR1003	Jumbo Wax Ring w/ Plastic Flange	1	24

JUMBO Reinforced Wax Ring w/ Plastic Flange

Felt Reinforced Ring • Fits 3" & 4" Waste Lines

5X STRONGER SEAL

- 5 times stronger seal than plain wax
- Conforms to Federal Specification TT-P-1536A
- Designed to be pest, acid and gas resistant
- Forms a solid seal between floor and toilet
- Provides positive bowl alignment
- Extends short horn bowls
- Springs with bowl or building movement



PART #	DESCRIPTION	INNER	MASTER
TR1004	Felt Wax Ring w/ Plastic Flange	1	24
TR1005	Felt Wax Ring w/ Plastic Flange & Bolts (PR) 1/4" x 2-1/4" Brass Bolts	1	48

Elastic Toilet Ring with Plastic Flange

Fits 3" & 4" Waste Lines

WAX FREE NO MESS

- Wax free toilet ring
- Designed to be pest, acid and gas resistant
- Forms a solid seal between floor and toilet
- Can be re-positioned and compressed
- Will not break or become brittle
- Remains resilient and flexible
- Extends short horn bowls



PART #	SDESCRIPTION	INNER	MASTER
TR1007	Elastic Toilet Ring w/ Plastic Flange	1	24

sales@everflowsupplies.com · 908-436-1100 · fax: 908-436-1162

EVERFLOW™
Premier PVF & Specialty Products

TOILET BOLTS & SCREWS

Solid Brass EZ Break W/ Captive Washers Closet Bolts - Set

EZ Break Snap Off Bolts W/ Captive Washers • Stainless Steel Nuts & Washers

- Contains 2 Solid Brass EZ Break Bolts W/ Captive Washers, Nuts & Washers

PART #	SIZE / DESCRIPTION	INNER	MASTER
JBEC-14214	1/4" Diameter x 2-1/4" Long	25	200
JBEC-516214	5/16" Diameter x 2-1/4" Long	25	200



Solid Brass Double Break Closet Bolts - Set

Double Break Snap Off Bolts • Solid Brass Nuts & Washers

- Contains 2 Solid Brass Double Break Bolts, Nuts, Washers & Plastic Retainer Washers

PART #	SIZE / DESCRIPTION	INNER	MASTER
JBEZ-14214	1/4" Diameter x 2-1/4" Long	100	200
JBEZ-14312	1/4" Diameter x 3-1/2" Long	100	200
JBEZ-516214	5/16" Diameter x 2-1/4" Long	100	200
JBEZ-516312	5/16" Diameter x 3-1/2" Long	100	200



Solid Brass Closet Bolts - Set

- Contains 2 Solid Brass Bolts, Nickel Plated Brass Nuts, SS Washers & Plastic Retainer Washers

PART #	SIZE / DESCRIPTION	INNER	MASTER
S-JBCB-14214	1/4" Diameter x 2-1/4" Long	100	200
S-JBCB-14312	1/4" Diameter x 3-1/4" Long	100	200
S-JBCB-516214	5/16" Diameter x 2-1/4" Long	100	200
S-JBCB-516312	5/16" Diameter x 3-1/4" Long	100	200



Brass Plated Closet Bolts - Set

- Contains 2 Brass Plated Bolts, Nuts, Washers & Plastic Retainer Washers

PART #	SIZE / DESCRIPTION	INNER	MASTER
JBCB-14214	1/4" Diameter x 2-1/4" Long	100	200
JBCB-14312	1/4" Diameter x 3-1/2" Long	100	200
JBCB-516214	5/16" Diameter x 2-1/4" Long	100	200
JBCB-516312	5/16" Diameter x 3-1/2" Long	100	200



Brass Plated Closet Screw - Set

- Contains 2 Toilet Screws W/ Acorn Nuts & Washers

PART #	SIZE / DESCRIPTION	INNER	MASTER
JBCS-14312	1/4" Diameter x 3-1/2" Long	25	200



Nylon Closet Bolts - Set

- Contains 2 Nylon Toilet Bolts W/ Nuts

PART #	SIZE / DESCRIPTION	INNER	MASTER
JBNB-516212	5/16" Diameter x 2-1/2" Long	25	200



TOILET BOLTS & SCREWS

Tank to Bowl Set - Brass Plated Bolts

- Each bolt includes 1 SS wing nut & 1 SS nut, 2 washers, & 2 rubber washers



PART #	SIZE / DESCRIPTION	INNER	MASTER
TR27-20	5/16" x 3" (2pc)	25	200

Tank to Bowl Set - Stainless Steel Bolts

- Each bolt includes 2 SS nuts & washers, & 2 rubber washers



PART #	SIZE / DESCRIPTION	INNER	MASTER
TR27-20SS	5/16" x 3" (2pc)	25	200

Tank to Bowl Set - Stainless Steel Bolts

- Each bolt includes 2 SS nuts & washers, & 2 rubber washers



PART #	SIZE / DESCRIPTION	INNER	MASTER
TR27-30SS	5/16" x 3" **(3pc)**	25	200

Tank to Bowl Set - W/ Fit All 2" Gasket

Universal Type

- Stainless Steel Bolts
- Each bolt includes 2 SS nuts & washers, & 2 rubber washers



PART #	SIZE / DESCRIPTION	INNER	MASTER
TR27-21SS	5/16 x 3" (2pc)	10	200

Tank to Bowl Set - W/ 2" Gasket

Fits American Standard®

- Stainless Steel Bolts
- Each bolt includes 2 SS nuts & washers, & 2 rubber washers



PART #	SIZE / DESCRIPTION	INNER	MASTER
TR27-21SSAS	5/16 x 3" (2pc)	10	200

Tank to Bowl Set - Solid Brass Bolts

- Each bolt includes 2 SS nuts & washers, & 2 rubber cone washers



PART #	SIZE / DESCRIPTION	INNER	MASTER
TR27-20BR	5/16" x 3" (2pc)	25	200

Heavy Duty Tank to Bowl Set - Solid Brass Bolts

X-Large Bolt Heads

- Solid brass nuts
- XL rubber washers
- Each bolt includes 2 nuts, 2 SS washers & 2 rubber washers



PART #	SIZE / DESCRIPTION	INNER	MASTER
TR27-20HD	5/16" x 3" (2pc)	10	200

Offset Tank to Bowl Set - Solid Brass Bolts

- Used to accommodate offset bolt hole patterns
- Offsets from 1/4" to 1-1/8"
- Each bolt includes 3 SS nuts, 2 washers, & 2 rubber cone washers



PART #	SIZE / DESCRIPTION	INNER	MASTER
TR27-20ADJ	5/16" x 4" (2pc)	10	200

Tank to Bowl Set - W/ 2" Gasket

Fits Gerber®

- Stainless Steel Bolts
- Each bolt includes 2 SS nuts & washers, & 2 rubber washers



PART #	SIZE / DESCRIPTION	INNER	MASTER
TR27-21SSGB	5/16 x 3" (2pc)	10	200

Tank to Bowl Set - W/ Fit All 3" Gasket

Universal Type

- Stainless Steel Bolts
- Each bolt includes 2 SS nuts & washers, & 2 rubber washers



PART #	SIZE / DESCRIPTION	INNER	MASTER
TR27-31SS	5/16 x 3" (3pc)	10	100

TOILET REPAIR

Toilet Tank Fill Valves

FLEXCRAFT

Built In Float • Anti-Siphon



- Positive Shut-Off
- UPC Certified to ASSE 1002/ASME A112.1002/CSA 12512-20
- 9” to 13” Adjustable Height
- Fits Most Toilets

PART #	DESCRIPTION	INNER	MASTER
TR56-77	Toilet Fill Valve	1	12
TR56-77G	Water Saving Toilet Fill Valve	1	12
TR56-77GF-C	Water Saving Toilet Fill Valve w/ 2”Flapper	1	8

Toilet Tank Ballcock

FLEXCRAFT

Adjustable • Anti-Siphon



- Includes Float Rod & Refill Tube
- UPC Certified to ASSE 1002/ASME A112.1002/CSA 12512-20
- 9” to 13” Adjustable Height
- Fits Most Toilets

PART #	DESCRIPTION	INNER	MASTER
TR56-55-C	Toilet Tank Ballcock	6	36

Toilet Flush Valves

FLEXCRAFT

With Flapper • Available in 2” & 3”



- Certified to ASME A112.19.5/CSA B45.15-17
- Fits Most Toilets

PART #	DESCRIPTION	INNER	MASTER
TR56-24-C	2” Toilet Flush Valve	5	30
TR56-34-C	3” Toilet Flush Valve	4	24

Adjustable Toilet Flush Valves

FLEXCRAFT

With Flapper • Available in 2” & 3”



- Adjustable Water Saving Flapper
- 7” to 11” Adjustable Height Overflow Tube
- Certified to ASME A112.19.5/CSA B45.15-17
- Fits Most Toilets

PART #	DESCRIPTION	INNER	MASTER
TR56-25G-C	2” Adjustable Water Saving Toilet Flush Valve	5	30
TR56-35G-C	3” Adjustable Water Saving Toilet Flush Valve	4	24

TOILET REPAIR

2” Flapper Tank Ball

FLEXCRAFT

Two-Way • w/ Stainless Steel Chain & Hook





- Popular Korky® Style
- Cut to Remove Trunion

PART #	DESCRIPTION	INNER	MASTER
TR26-20	Flapper Tank Ball	6	72

2” Flapper Tank Ball

FLEXCRAFT

Adjustable • w/ Stainless Steel Chain & Hook





- Chemical Resistant
- Durable Rigid PVC w/ Silicone Seal
- Adjustable Water Saving Flapper

Water Saving

PART #	DESCRIPTION	INNER	MASTER
TR26-22G-C	2” Water Saving Flapper Tank Ball	6	72

2” Flapper Tank Ball

FLEXCRAFT

Adjustable • w/ Stainless Steel Chain & Hook





- Chemical Resistant
- Durable Rigid PVC w/ Silicone Seal
- Adjustable Water Saving Flapper

Water Saving

PART #	DESCRIPTION	INNER	MASTER
TR26-24G-C	2” Rigid Water Saving Flapper	6	72

3” Flapper Tank Ball

FLEXCRAFT

Premium • w/ Stainless Steel Chain & Hook





- Durable & Flexible PVC
- Fits Most 3” Flush Valves

PART #	DESCRIPTION	INNER	MASTER
TR26-31-C	3” Flapper Tank Ball	3	36

3” Rigid Flapper

FLEXCRAFT

Adjustable • w/ Stainless Steel Chain & Hook





- Chemical Resistant
- Durable Rigid PVC w/ Silicone Seal
- Adjustable Water Saving Flapper

Water Saving

PART #	DESCRIPTION	INNER	MASTER
TR26-34G-C	3” Rigid Water Saving Flapper	4	36

Flapper Chain

FLEXCRAFT

Stainless Steel Chain & Hook





PART #	DESCRIPTION	INNER	MASTER
TR26-05	Flapper Chain	12	288

Toilet Float Ball

FLEXCRAFT

One Piece Molded Plastic



- 10 Pack Retail Display Case

PART #	DESCRIPTION	INNER	MASTER
TR56-31	Toilet Tank Float Ball	1	10

TOILET TANK LEVERS

Universal Adjustable Toilet Tank Tank Lever

FLEXCRAFT

Decrotive Modern Round design • Available in 4 Finishes





- 8” Multi-Function Adjustable Arm
- Variable Lift Chain Mount Locations
- Corrosion Resistant Polymer Arm
- Spring Loaded Metal Handle
- Fits Side, Front, or Angle Toilet Tanks
- Slide Out Retail Blister Package

FINISH	PART #	DESCRIPTION	INNER	MASTER
Chrome	**TR31-30C-C**	Adjustable Toilet Tank Lever	6	36
Brushed Nickel	**TR31-30N-C**	Adjustable Toilet Tank Lever	6	36
Matte Black	**TR31-30MB-C**	Adjustable Toilet Tank Lever	6	36
White	**TR31-30W-C**	Adjustable Toilet Tank Lever	6	36



C - Chrome



N - Brushed Nickel



MB - Matte Black



W - White

Straight Toilet Tank Lever

FLEXCRAFT

Plastic • Cut-To-Size





C - Chrome



W - White

- Cut-To-Size Arm
- Fits Most Toilets
- Retail Hanger Bag Pack

PART #	DESCRIPTION	INNER	MASTER
TR31-16C	Chrome Straight Toilet Tank Lever	12	144
TR31-16W	White Straight Toilet Tank Lever	12	144

45° Angle Toilet Tank Lever

FLEXCRAFT

Plastic • Cut-To-Size





C - Chrome



W - White

- Cut-To-Size Arm
- Fits Most Toilets
- Retail Hanger Bag Pack

PART #	DESCRIPTION	INNER	MASTER
TR31-17C	Chrome 45° Angle Toilet Tank Lever	12	144
TR31-17W	White 45° Angle Toilet Tank Lever	12	144

8” Steel Arm Tank Lever

FLEXCRAFT

Chrome Plated Metal Handle



- 8” Steel Arm
- Plastic Nut
- Fits Most Toilets
- Retail Hanger Bag Pack

PART #	DESCRIPTION	INNER	MASTER
TR31-12 *replaces **3112***	8” Steel Arm Tank Lever w/ Plastic Nut	12	144

8” Brass Arm Tank Lever

FLEXCRAFT

Chrome Plated Metal Handle



- 8” Brass Arm
- Die Cast Nut
- Fits Most Toilets
- Retail Hanger Bag Pack

PART #	DESCRIPTION	INNER	MASTER
TR31-13 *replaces **3113***	8” Brass Arm Tank Lever w/ Die Cast Nut	12	144

TOILET BOWL CAPS & GASKETS

Tank to Bowl Soft Rubber Gasket

Universal Type

- Sold in bags of 10



PART #	SIZE / DESCRIPTION	INNER	MASTER
TR27-02	2″ Standard	10	300

Tank to Bowl Soft Rubber Gasket

Fits American Standard®

- Sold in bags of 10



PART #	SIZE / DESCRIPTION	INNER	MASTER
TR27-02AS	2″ Fits American Standard®	10	300

Tank to Bowl Soft Rubber Gasket

Universal Type

- Sold in bags of 10



PART #	SIZE / DESCRIPTION	INNER	MASTER
TR27-03	3″ Standard	10	200

Tank to Bowl Soft Rubber Gasket

Fits American Standard®

- Sold in bags of 10



PART #	SIZE / DESCRIPTION	INNER	MASTER
TR27-03AS	3″ Fits American Standard®	10	200

Toilet Bowl Bolt Cap

- White plastic construction
- Two-piece to cover 1/4″ or 5/16″ bolts & nut



PART #	SIZE / DESCRIPTION	INNER	MASTER
TR11-01W	5/16″ x 2-1/2″ Nylon (2pc)	10	250

ROCM Carrier Caps

- 4 Piece Chrome plated bolt covers
- For wall hung toilet with a 5/8″ ithreaded extension



PART #	SIZE / DESCRIPTION	INNER	MASTER
ROCMCAPS	5/8″ (4pcs/set)	1	50

Aqualoq Masterseal



- Provides a 100% watertight and airtight seal with its extended membrane
- Made of Thermoplastic rubber it will never breakdown



PART #	SIZE / DESCRIPTION	INNER	MASTER
AMS	Aqualoq Masterseal	1	14

EVERFLOW™

Commercial & Residential TOILET SEATS

Wood & Plastic



Available Features

SLOW CLOSE



Slow Close
Allows for gradual soft & quiet close, preventing seat from slamming down.

EASY REMOVE



Easy Remove
Seat can be snapped off easily without unscrewing, enable easy cleaning and sanitizing.

ADJUSTABLE HINGE



Adjustable Hinge
Seat position can be adjusted front to back for perfect toilet bowl fit.

Deluxe Molded Wood Toilet Seats

MOLDED WOOD

· SLOW CLOSE · EASY REMOVE · ADJUSTABLE HINGE

- Durable Molded Wood
- Easy Remove Adjustable Hinges
- Slow Close Lid and Seat
- Multi-Coat High Gloss Enamel Paint
- Corrosion Resistant Mounting Hardware
- Four Color-Matched Bumpers
- Color-Matched Hinges
- Beveled Lid



3 SEAT FEATURES



IDEAL FOR

- Offices
- Residential
- Apartments
- Condos
- Restaurants
- Dormitories

Round Molded Wood Toilet Seat · Slow Close · Easy Remove · Adjustable Hinge





PART #	COLOR	DESCRIPTION	DIMENSIONS	PACK
TSWR4-W	**White**	Round Wood Toilet Seat	15-1/4" x 14" x 0.71"	6
TSWR4-B	**Bone**	Round Wood Toilet Seat	15-1/4" x 14" x 0.71"	6

White Bone

Elongated Molded Wood Toilet Seat · Slow Close · Easy Remove · Adjustable Hinge





PART #	COLOR	DESCRIPTION	DIMENSIONS	PACK
TSWE4-W	**White**	Elongated Wood Toilet Seat	16-3/4" x 13-1/2" x 0.71"	6
TSWE4-B	**Bone**	Elongated Wood Toilet Seat	16-3/4" x 13-1/2" x 0.71"	6

White Bone

EVERFLOW™
Premier PVF & Specialty Products

sales@everflowsupplies.com · 908-436-1100 · fax: 908-436-1162

Deluxe Molded Wood Toilet Seats

MOLDED WOOD

· SLOW CLOSE · ADJUSTABLE HINGE

- Durable Molded Wood
- Adjustable Hinges
- Slow Close Lid and Seat
- Multi-Coat High Gloss Enamel Paint
- Corrosion Resistant Mounting Hardware
- Four Color-Matched Bumpers
- Color-Matched Hinges
- Beveled Lid



2 SEAT FEATURES

SLOW CLOSE



ADJUSTABLE HINGE



IDEAL FOR

- Offices
- Residential
- Apartments
- Condos
- Restaurants
- Dormitories

Round Molded Wood Toilet Seat · Slow Close · Adjustable Hinge



WOOD | SLOW CLOSE | ADJUSTABLE

PART #	COLOR	DESCRIPTION	DIMENSIONS	PACK
TSWR3-W	**White**	Round Wood Toilet Seat	14-1/4"" x 13.07" x 0.63"	6
TSWR3-B	**Bone**	Round Wood Toilet Seat	14-1/4"" x 13-1/4" x 0.63"	6

White Bone

Elongated Molded Wood Toilet Seat · Slow Close · Adjustable Hinge



WOOD | SLOW CLOSE | ADJUSTABLE

PART #	COLOR	DESCRIPTION	DIMENSIONS	PACK
TSWE3-W	**White**	Elongated Wood Toilet Seat	16-3/4" x 13-3/4" x 0.71"	6
TSWE3-B	**Bone**	Elongated Wood Toilet Seat	16-3/4" x 13-3/4" x 0.71"	6

White Bone

Deluxe Molded Wood Toilet Seats

MOLDED WOOD

· EASY REMOVE · ADJUSTABLE HINGE

- Durable Molded Wood
- Easy Remove Adjustable Hinges
- Multi-Coat High Gloss Enamel Paint
- Corrosion Resistant Mounting Hardware
- Four Color-Matched Bumpers
- Color-Matched Hinges
- Beveled Lid



2 SEAT FEATURES

EASY REMOVE



ADJUSTABLE HINGE



IDEAL FOR

- Offices
- Residential
- Apartments
- Condos
- Restaurants
- Dormitories

Round Molded Wood Toilet Seat · Easy Remove · Adjustable Hinge



WOOD | EASY REMOVE | ADJUSTABLE

PART #	COLOR	DESCRIPTION	DIMENSIONS	PACK
TSWR2-W	**White**	Round Wood Toilet Seat	15-1/4" x 14" x 0.71"	6
TSWR2-B	**Bone**	Round Wood Toilet Seat	15-1/4" x 14" x 0.71"	6

White Bone

Elongated Molded Wood Toilet Seat · Easy Remove · Adjustable Hinge



WOOD | EASY REMOVE | ADJUSTABLE

PART #	COLOR	DESCRIPTION	DIMENSIONS	PACK
TSWE2-W	**White**	Elongated Wood Toilet Seat	16-3/4" x 13-3/4" x 0.71"	6
TSWE2-B	**Bone**	Elongated Wood Toilet Seat	16-3/4" x 13-3/4" x 0.71"	6

White Bone

Standard Molded Wood Toilet Seat

MOLDED WOOD

· ADJUSTABLE HINGE

- Durable Molded Wood
- Adjustable Hinges
- Multi-Coat High Gloss Enamel Paint
- Corrosion Resistant Mounting Hardware
- Four Color-Matched Bumpers
- Color-Matched Hinges



1 SEAT FEATURE

ADJUSTABLE HINGE



IDEAL FOR

- Residential
- Apartments
- Condos
- Dormitories

Round Molded Wood Toilet Seat · Adjustable Hinge





WOOD ADJUSTABLE

PART #	COLOR	DESCRIPTION	DIMENSIONS	PACK
TSWR1-W	**White**	Round Wood Toilet Seat	15-1/4" x 13-3/4" x 0.67"	6
TSWR1-B	**Bone**	Round Wood Toilet Seat	15-1/4" x 13-3/4" x 0.67"	6

White Bone

Elongated Molded Wood Toilet Seat · Adjustable Hinge





WOOD ADJUSTABLE

PART #	COLOR	DESCRIPTION	DIMENSIONS	PACK
TSWE1-W	**White**	Elongated Wood Toilet Seat	16-3/4" x 13-3/4" x 0.67"	6
TSWE1-B	**Bone**	Elongated Wood Toilet Seat	16-3/4" x 13-3/4" x 0.67"	6

White Bone

Deluxe Plastic Toilet Seats

PLASTIC

· SLOW CLOSE · EASY REMOVE · ADJUSTABLE HINGE

- Durable Polypropylene Plastic
- Easy Remove Adjustable Hinges
- Slow Close Lid and Seat
- Corrosion Resistant Mounting Hardware
- Four Color-Matched Bumpers
- High Gloss with UV Protection
- Color-Matched Hinges
- Beveled Lid



3 SEAT FEATURES

SLOW CLOSE



EASY REMOVE



ADJUSTABLE HINGE



IDEAL FOR

- Offices
- Residential
- Apartments
- Condos
- Restaurants
- Dormitories

Round Plastic Toilet Seat · Slow Close · Easy Remove · Adjustable Hinge





PLASTIC | SLOW CLOSE | EASY REMOVE | ADJUSTABLE

PART #	COLOR	DESCRIPTION	DIMENSIONS	PACK
TSPR4-W	**White**	Round Plastic Toilet Seat	15-1/4" x 13-3/4" x 0.67"	5
TSPR4-B	**Bone**	Round Plastic Toilet Seat	15-1/4" x 13-3/4" x 0.67"	5

White Bone

Elongated Plastic Toilet Seat · Slow Close · Easy Remove · Adjustable Hinge





PLASTIC | SLOW CLOSE | EASY REMOVE | ADJUSTABLE

PART #	COLOR	DESCRIPTION	DIMENSIONS	PACK
TSPE4-W	**White**	Elongated Plastic Toilet Seat	15-1/4" x 13-3/4" x 0.67"	5
TSPE4-B	**Bone**	Elongated Plastic Toilet Seat	15-1/4" x 13-3/4" x 0.67"	5

White Bone

Standard Plastic Toilet Seat

PLASTIC

· ADJUSTABLE HINGE

- Durable Polypropylene Plastic
- Adjustable Hinges
- Corrosion Resistant Mounting Hardware
- Four Color-Matched Bumpers
- High Gloss with UV Protection
- Color-Matched Hinges



1 SEAT FEATURE

ADJUSTABLE HINGE



IDEAL FOR

- Offices
- Residential
- Apartments
- Condos
- Dormitories

Round Plastic Toilet Seat · Adjustable Hinge





PLASTIC ADJUSTABLE

PART #	COLOR	DESCRIPTION	DIMENSIONS	PACK
TSPR1-W	**White**	Round Plastic Toilet Seat	15-1/4" x 13-3/4" x 0.67"	5
TSPR1-B	**Bone**	Round Plastic Toilet Seat	15-1/4" x 13-3/4" x 0.67"	5

White Bone

Elongated Plastic Toilet Seat · Adjustable Hinge





PLASTIC ADJUSTABLE

PART #	COLOR	DESCRIPTION	DIMENSIONS	PACK
TSPE1-W	**White**	Elongated Plastic Toilet Seat	15-1/4" x 13-3/4" x 0.67"	5
TSPE1-B	**Bone**	Elongated Plastic Toilet Seat	15-1/4" x 13-3/4" x 0.67"	5

White Bone

Basic Plastic Toilet Seat

PLASTIC

Atlantic

- High Impact Plastic Design
- Color-Matched Hinges
- Easy Installation
- High Gloss UV Protection
- Includes Hang Card for Retail Wall Display

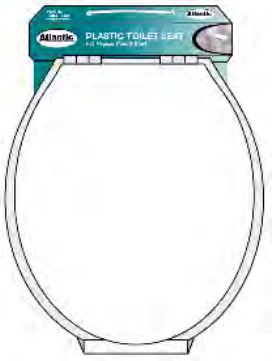



IDEAL FOR

- Residential
- Apartments
- Condos
- Dormitories

Basic Plastic Toilet Seat



PLASTIC

PART #	COLOR	DESCRIPTION	DIMENSIONS	PACK
TSWR0-P	**White**	Round Plastic Toilet Seat	17.5" x 14" x 2"	6

White

Commercial Plastic Toilet Seats

PLASTIC

· CHECK HINGE

- Durable Polypropylene Plastic
- Color-Matched Hinges
- High Gloss UV Protection
- Corrosion Resistant Mounting Hardware
- Check Hinges Prevent Lid from Leaning and Applying Pressure to the Flush Handle
- Self Sustaining Check Hinge Prevents the Seat from Slamming Shut







IDEAL FOR

- Offices
- Warehouses
- Retail Stores
- Schools
- Restaurants
- Dormitories

Commercial Plastic Toilet Seat · Check Hinge



PLASTIC CHECK HINGE

PART #	COLOR	DESCRIPTION	DIMENSIONS	PACK
TSCE5-W	**White**	Commercial Toilet Seat	15-1/4" x 13-3/4" x 0.67"	5

PLASTIC CHECK HINGE SELF SUSTAIN

PART #	COLOR	DESCRIPTION	DIMENSIONS	PACK
TSCE6-W	**White**	Commercial Toilet Seat	15-1/4" x 13-3/4" x 0.67"	5

RAVEN™

SPECIALTY PRODUCTS

PIPE SEALANTS & LUBRICANTS



TOUGH SEAL
WHITE
THREAD SEALANT
WITH PTFE

BLUE BOND
BLUE
THREAD SEALANT
WITH PTFE

PIPE GRIP
THREAD SEALANT

PIPE LUBE
PIPE GASKET LUBRICANT



PIPE SEALANTS & LUBRICANTS

TOUGH SEAL Thread Sealant

- Available in 1/2 Pint (8 oz.) and Pint (16 oz.)
- White thread sealing compound
- Grit-free, heavy duty
- Made of homogenized PTFE particles and nontoxic lubricants



MADE IN THE USA

PART #	SIZE / DESCRIPTION	INNER	MASTER
RVPTSWHT8	1/2 Pint (236 ML) White Tread Sealant	1	24
RVPTSWHT16	Pint (473 ML) White Tread Sealant	1	12

BLUE BOND Thread Sealant

- Available in 1/2 Pint (8 oz.) and Pint (16 oz.)
- Blue thread sealing compound
- Grit-free, heavy duty
- Made of homogenized PTFE particles and nontoxic lubricants



MADE IN THE USA

PART #	SIZE / DESCRIPTION	INNER	MASTER
RVPTSBLU8	1/2 Pint (236 ML) Blue Tread Sealant	1	24
RVPTSBLU16	Pint (473 ML) Blue Tread Sealant	1	12

PIPE GRIP Thread Sealant

- Available in 1/2 Pint (8 oz.) and Pint (16 oz.)
- Golden thread sealing compound
- Grit-free, industrial grade
- Made of non-toxic lubricants



MADE IN THE USA

PART #	SIZE / DESCRIPTION	INNER	MASTER
RVPTSBGE8	1/2 Pint (236 ML) Gold Tread Sealant	1	24
RVPTSBGE16	Pint (473 ML) Gold Tread Sealant	1	12

PIPE LUBE Pipe Lubricant

- Available in Quart and Gallon
- lubricate slip-on or “O” Ring type joints without harming rubber or plastic gaskets
- Will not coagulate



MADE IN THE USA

PART #	SIZE / DESCRIPTION	INNER	MASTER
RVPLBLU32	Quart (32 oz) Pipe Gasket Lubricant	1	12
RVPLBLU128	Gallon (128 oz) Pipe Gasket Lubricant	1	4

Open Mesh Abrasive Cloth

- Superior sharpness and wear and tear resistance
- Easily fitering out debris and saw dust
- 180 Grit



PART #	SIZE / DESCRIPTION	INNER	MASTER
OMSC5	1.5" x 5 Yards	1	100
OMSC10	1.5" x 10 Yards	1	24

Plumbers Putty & Soldering Paste





PART #	SIZE / DESCRIPTION	INNER	MASTER
PU-100	14oz. Plumbers Putty	1	24
PU-200	5LB Plumbers Putty	1	12
SF-200	8oz. TUF-FLUX Soldering Paste	1	72

PREMIUM PTFE TAPE

High Quality PTFE Sealing Tape

RAVEN™
SPECIALTY PRODUCTS

- A new, thicker, professional-grade density
- Protects against rust and corrosion
- Creates a permanent, watertight seal
- Easy to apply



Point of sale display box

Designed for threads made from galvanized steel, iron, brass, copper, aluminum, stainless steel, polyethylene, polypropylene, PVC, CPVC, ABS, fiberglass and more.

Will not harden or crack on the joints

TOUGHER SEAL

Raven PTFE polytetrafluoropolyethylene thread sealing tape is a thicker, denser, general-purpose thread seal tape. Fewer wraps are necessary to affect a leak-proof seal and it applies easily. No waste, and no re-taping make sealing joints an easy task. Raven thread sealing tape is manufactured from PTFE resin, a polymer consisting of recurring tetrafluoroethylene monomers (CF2-CF2)n formula.



White PTFE Sealing Tape

Composition: 99.6% PTFE < 0.4%
Pigment Color: White
Thickness: 0.0035" +/- 10%
Tensile Strength: 15N / mm2
Density: 0.8g/cm3



Gray PTFE Sealing Tape

Composition: 99.6% PTFE < 0.4%
Pigment Color: Gray
Thickness: 0.0035" +/- 10%
Tensile Strength: 15N / mm2
Density: 0.8g/cm3

PART #	SIZE	INNER	MASTER
TTC12520	1/2" x 520	25	250
TTC34520	3/4" x 520	25	250
TTC1296	1/2" x 1296	25	250

PART #	SIZE	INNER	MASTER
TTC12520G	1/2" x 520	45	250
TTC34520G	3/4" x 520	45	250
* **TTC1296G**	1/2" x 1296	63	252
* **TTC3496G**	3/4" x 1296	45	180

*Sold in Display Case

EVERFLOW™
sales@everflowsupplies.com · 908-436-1100 · fax: 908-436-1162

CLAMPS

1/2" & 3/4" Dual Clamp With Nail

- Durable Polyethylene construction
- Tubing is not damaged if anchor is over driven



PART #	SIZE / DESCRIPTION	INNER	MASTER
HCD12	Fits 1/2" & 3/4"	50	1000

Half Clamp w/ Nail

- Friction ring
- Durable Polyethylene construction grips



PART #	SIZE / DESCRIPTION	INNER	MASTER
HC012	1/2" with Nail	50	2000
HC034	3/4" with Nail	50	1500
HC001	1" with Nail	50	1000

Full Pipe Strap w/ Nail

- Friction ring
- Durable Polyethylene construction grips
- Tubing is not damaged if anchor is over driven



PART #	SIZE / DESCRIPTION	INNER	MASTER
PS012	1/2" with Nail	50	2000
PS034	3/4" with Nail	50	1500

Plastic Bend Support

- Plastic with nail tab



PART #	SIZE / DESCRIPTION	INNER	MASTER
PBS012	1/2"	10	400
PBS034	3/4"	10	200

Standard Pipe Clamp

- Plastic 2-Hole pipe clamps
- Isolates tubing from framing



PART #	SIZE / DESCRIPTION	INNER	MASTER
PC012	1/2"	50	2000
PC034	3/4"	50	1000
PC001	1"	50	800
PC114	1-1/4"	50	500
PC112	1-1/2"	50	400
PC002	2"	50	400

Suspension Clamp

- Plastic 2-Hole pipe clamps
- Isolates tubing from framing



PART #	SIZE / DESCRIPTION	INNER	MASTER
SC012	1/2"	50	1500
SC034	3/4"	50	1200
SC001	1"	50	1000
SC114	1-1/4"	50	800
SC112	1-1/2"	25	600
SC002	2"	25	400

Metal Stud Insulator

- Reduces noise from tubing expansion
- Supports copper, PEX, CPVC, PB tubing through metal studs
- For use on metal studs 18GA or lighter



PART #	SIZE / DESCRIPTION	INNER	MASTER
MSI012	1/2"	50	1600
MSI034	3/4"	50	1600
MSI001	1"	50	2000

Pipe Insulator Clamp

- Plastic pipe insulators
- Isolates supply tubing from wood framing



PART #	SIZE / DESCRIPTION	INNER	MASTER
PIC012	1/2"	50	400
PIC034	3/4"	50	400
PIC001	1"	50	400

J-Hook w/ Nail

- Plastic J-hooks
- Includes nails



PART #	SIZE / DESCRIPTION	INNER	MASTER
JH012	1/2"	10	800
JH034	3/4"	10	800
JH112	1-1/2"	10	200
JH002	2"	10	180
JH003	3"	10	120
JH004	4"	10	80

STRAPS

Galvanized Pipe Strap

2 Hole ▪ IPS



PART #	SIZE / DESCRIPTION	INNER	MASTER
GPS012	1/2"	100	1500
GPS034	3/4"	100	1500
GPS001	1"	100	800
GPS114	1-1/4"	50	500
GPS112	1-1/2"	25	250
GPS002	2"	50	150
GPS212	2-1/2"	25	250
GPS003	3"	20	200
GPS004	4"	10	100

Galvanized Pipe Strapping

3/4" x 10' ▪ Preforated Hanger



PART #	SIZE / DESCRIPTION	INNER	MASTER
GBI3420	20 GA Galvanized	10	50
GBI3424	24 GA Galvanized	10	50

PTFE Thread Tape

3.5 mil.



PART #	SIZE / DESCRIPTION	INNER	MASTER
810	1/2" x 260"	100	1000
811	1/2" x 520"	100	1000
814	1/2" x 1080"	50	500
812	3/4" x 260"	100	1000
813	3/4" x 520"	100	1000
815	3/4" x 1080"	50	500

Copper Tube Strap

2 Hole ▪ 100 Per Bag ▪ Copper Pipe Size



PART #	SIZE / DESCRIPTION	INNER	MASTER
CTS012	1/2"	100	2000
CTS034	3/4"	100	1500
CTS001	1"	100	2000
CTS114	1-1/4"	100	2000
CTS112	1-1/2"	100	2000
CTS002	2"	100	2000

Copper Pipe Strapping

3/4" x 10' ▪ Preforated Hanger



PART #	SIZE / DESCRIPTION	INNER	MASTER
CBI3420	20 GA Copper	10	50
CBI3424	24 GA Copper	10	50

Universal Thermocouples

Includes Adapter Fittings



- For gas furnaces and 30 millivolt systems
- Positive positioning for quick insertion
- Heavy-duty, Long-lasting element
- Fits screw-in, clamp-in or push-in type pilot burners

PART #	SIZE / DESCRIPTION	INNER	MASTER
TCP18	18"	1 Carded/25	100
TCP24	24"	1 Carded/25	100
TCP30	30"	1 Carded/25	100
TCP36	36"	1 Carded/25	100
TCP48	48"	1 Carded/25	100

PIPE REPAIR CLAMPS

Makes quick repairs to holes, leaks, splits, breaks and cracks in pipes. For use on a variety of water and waste line applications.



FEATURES

- Plated lug, carriage bolts and nuts for corrosion protection
- Stainless steel clamp with NBR gaskets for up to 180°F working temperature
- For use with Rigid Copper, PVC, Galvanized, and Iron Pipe





3" One Bolt Repair Clamps

PART #	LENGTH	IPS/SCH 40 WIDTH	CTS NOM. WIDTH	INNER	MASTER
SSRC30375	3"	3/8"	1/2"	6	72
SSRC30050	3"	1/2"	3/4"	6	72
SSRC30075	3"	3/4"	1"	6	72
SSRC30100	3"	1"	1-1/4"	6	72
SSRC30125	3"	1-1/4"	1-1/2"	6	72
SSRC30150	3"	1-1/2"		6	72
SSRC30200	3"	2"		6	72
SSRC30250	3"	2-1/2"		6	48
SSRC30300	3"	3"		6	48
SSRC30400	3"	4"		6	24
SSRC30600	3"	6"		6	24

6" Two Bolt Repair Clamps

PART #	LENGTH	IPS/SCH 40 WIDTH	CTS NOM. WIDTH	INNER	MASTER
SSRC60375	6"	3/8"	1/2"	6	36
SSRC60050	6"	1/2"	3/4"	6	36
SSRC60075	6"	3/4"	1"	6	36
SSRC60100	6"	1"	1-1/4"	6	36
SSRC60125	6"	1-1/4"	1-1/2"	6	36
SSRC60150	6"	1-1/2"		6	36
SSRC60200	6"	2"		6	36
SSRC60250	6"	2-1/2"		6	24
SSRC60300	6"	3"		6	24
SSRC60400	6"	4"		6	24
SSRC60600	6"	6"		3	18

HOSE CLAMPS

- Available in Stainless Steel & All Stainless Steel
- Sizes SAE 4 to SAE 104
- 5/16" slotted hex head
  1/4" slotted hex head on micro clamps
- Durable 300 Grade Stainless Steel provides corrosion resistance
- Sold by packs of 10

STAINLESS STEEL HOSE CLAMPS

300 GRADE STAINLESS STEEL



10 PACK

All Stainless Steel Hose Clamps

- Stainless Steel Band, Housing & Screw

Sold & Priced by Packs of 10

PART #	SAE	WIDTH	SIZE RANGE	INNER	MASTER
G62-04	4	5/16" micro	5/16" - 5/8"	1	100
G62-06	6	5/16" micro	5/16" - 7/8"	1	100
G67-06	6	1/2"	3/8" - 7/8"	1	100
G67-08	8	1/2"	3/8" - 1"	1	50
G67-10	10	1/2"	1/2" - 1-1/16"	1	50
G67-12	12	1/2"	1/2" - 1-1/4"	1	50
G67-16	16	1/2"	3/4" - 1-1/2"	1	50
G67-20	20	1/2"	3/4" - 1-3/4"	1	50
G67-24	24	1/2"	1" - 2"	1	50
G67-28	28	1/2"	1"- 2-1/4"	1	50
G67-32	32	1/2"	1-1/4" - 2-1/2"	1	50
G67-36	36	1/2"	3/4" - 2-3/4"	1	50
G67-44	44	1/2"	1" - 3-1/4"	1	50
G67-48	48	1/2"	1-1/4"- 3-1/2"	1	20
G67-52	52	1/2"	1-1/2" - 3-3/4"	1	20
G67-64	64	1/2"	2-1/4" - 4-1/2"	1	20
G67-72	72	1/2"	2-3/4" - 5"	1	20
G67-88	88	1/2"	3-3/4" - 6"	1	20
G67-104	104	1/2"	4-3/4" - 7"	1	10



10 PACK

Stainless Steel Hose Clamps

- Stainless Steel Band & Housing, Zinc Plated Screw

Sold & Priced by Packs of 10

PART #	SAE	WIDTH	SIZE RANGE	INNER	MASTER
G52-04	4	5/16" micro	5/16" - 5/8"	1	100
G52-06	6	5/16" micro	5/16" - 7/8"	1	100
G57-06	6	1/2"	3/8" - 7/8"	1	100
G57-08	8	1/2"	3/8" - 1"	1	50
G57-10	10	1/2"	1/2" - 1-1/16"	1	50
G57-12	12	1/2"	1/2" - 1-1/4"	1	50
G57-16	16	1/2"	3/4" - 1-1/2"	1	50
G57-20	20	1/2"	3/4" - 1-3/4"	1	50
G57-24	24	1/2"	1" - 2"	1	50
G57-28	28	1/2"	1"- 2-1/4"	1	50
G57-32	32	1/2"	1-1/4" - 2-1/2"	1	50
G57-36	36	1/2"	3/4" - 2-3/4"	1	50
G57-44	44	1/2"	1" - 3-1/4"	1	50
G57-48	48	1/2"	1-1/4"- 3-1/2"	1	20
G57-52	52	1/2"	1-1/2" - 3-3/4"	1	20
G57-64	64	1/2"	2-1/4" - 4-1/2"	1	20
G57-72	72	1/2"	2-3/4" - 5"	1	20
G57-88	88	1/2"	3-3/4" - 6"	1	20
G57-104	104	1/2"	4-3/4" - 7"	1	10

All Stainless Steel Hose Clamps

- Available in Size 16 SAE 30 Pack Jar & Assorted Sizes 30 Pack Jar

30PC JAR Assort All Stainless Gear Clamp Sizes #4 Thru #44

30PC JAR #16 All Stainless Gear Clamp 1/2" Band & Ss Screw 3/4" - 1-1/2"



30 PACK

PART #	SAE	WIDTH	SIZE RANGE	INNER	MASTER
G67-16J30	16	1/2"	3/4" - 1-1/2"	1	10
G67-AJ30	4-44	1/2"	30 PK ASSORTED	1	10

All Stainless Steel Hose Clamps Kit

- Available in Assorted Sizes 6 Piece Blister Pack & Assorted Sizes 20 Pack Plastic Case

6PC CARDED Assort All Stainless GEAR CLAMP #4(2) #12(2) #28(2)

20PC KIT Assort All Stainless Gear Clamp Sizes #6 Thru #36)



6 PACK & 20 PACK

PART #	SAE	WIDTH	SIZE RANGE	INNER	MASTER
G67-AC6	4-28	1/2"	6 PC ASSORTED	1	10
G67-AK20	4-36	1/2"	20 PC ASSORTED	1	10

sales@everflowsupplies.com · 908-436-1100 · fax: 908-436-1162

TOOLS & ACCESSORIES

Copper Stub Bracket

Steel Bracket



- Copper-Bonded, Steel Bracket
- Ideal for lavatory and water closet

PART #	SIZE	INNER	MASTER
STB-C201	1/2″ x 20″	1	50
STB-C202	1/2″,3/4″,1″ x 20″	1	50

Open Mesh Abrasive Cloth

Premium Grade ▪ Water Proof ▪ Heat Resistant



- 180 Grit
- Superior sharpness and wear and tear resistance
- Easily filtering out debris or saw dust

PART #	SIZE / DESCRIPTION	INNER	MASTER
OMSC5	1.5″ x 5 Yard	1	100
OMSC10	1.5″ x 10 Yard	1	24

Water Meter Valve Keys

Heavy Duty Rebar Shaft & Handle

NEW

- Rebar Shaft & Handle For Greater strength
- Vinyl Coated T-Handle provides added comfort & turning power
- Key Designed To Reach into Curb Shutoff Valves
- Combo Key Combines Meter Key With Lid Removal Key

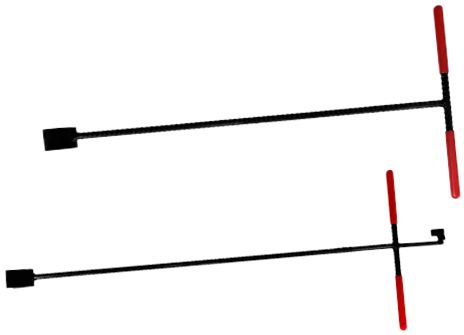

Water Meter Key

PART #	SIZE	DESCRIPTION	INNER	MASTER
MK1227	1/2″ x 27″	Water Meter Key	10	100
MK1236	1/2″ x 36″	Water Meter Key	20	20
MK5827	5/8″ x 27″	Water Meter Key	10	100
MK5836	5/8″ x 36″	Water Meter Key	20	20
MK5860	5/8″ x 60″	Water Meter Key	20	20
MK3436	3/4″ x 36″	Water Meter Key	10	100
MK3460	3/4″ x 60″	Water Meter Key	20	20

Combo Meter & Lid Key

PART #	SIZE	DESCRIPTION	INNER	MASTER
MKC1230	1/2″ x 30″	Combo Water Meter Key	20	20

Gate Valve Key

Heavy Duty Rebar Shaft & Handle

NEW



PART #	SIZE	DESCRIPTION	INNER	MASTER
MKG30	30″ Long	Gate Valve Key	20	20

TOOLS

Submersible Pumps



Submersible Sump Pumps

- Thermal Overload Protection
- Outlet 1-1/4" female or 1-1/2" male

PART #	H.P	LIFT	FLOW RATE	INNER	MASTER
SPHP13	**1/3**	24.0 ft	3300 g.p.h	1	3
SPHP12	**1/2**	26.0 ft	3700 g.p.h	1	3
SPSWITCH	***Sump Pump float switch replacement**			1	10

Submersible Utility Pumps

- Outlet Fits Garden Hose or 1" FPT
- 10 ft. Grounded Power Cord

PART #	H.P	LIFT	FLOW RATE	INNER	MASTER
UTHP16	**1/6**	26.3 ft	1370 g.p.h	1	4

Condensate Pump



- Automatic maintenance free operation

PART #	H.P	FLOW RATE	INNER	MASTER
CPHP18	**1/8**	85 g.p.h	1	6

Copper Cleaning Brush

Plastic Handle



PART #	SIZE / DESCRIPTION	INNER	MASTER
5038	3/8"	12	240
5012	1/2"	12	240
5034	3/4"	12	240
5001	1"	12	240
50114	1-1/4"	12	144
50112	1-1/2"	12	144
5002	2"	12	144
50212	2-1/2"	12	144
5003	3"	12	144

Inside Pipe Cutter Drill Bit



- Easily cuts PVC & ABS
- Cuts from the inside
- Secures tightly into drill

PART #	DESCRIPTION	INNER	MASTER
INPC	2 Blades w/ Hex Drill Bit	24	96
INPC-BLADE	5 Blades for INPC	5	5

PVC/ABS Socket Saver



PART #	DESCRIPTION	INNER	MASTER
R44-050	1/2" PVC/ABS Socket Saver	75	300
R44-075	3/4" PVC/ABS Socket Saver	50	200
R44-100	1" PVC/ABS Socket Saver	50	200
R44-150	1-1/2" PVC/ABS Socket Saver	24	96
R44-200	2" PVC/ABS Socket Saver	12	72
R44-300	3" PVC/ABS Socket Saver	12	48
R44-400	4" PVC/ABS Socket Saver	20	40

sales@everflowsupplies.com · 908-436-1100 · fax: 908-436-1162

6 in 1 Screwdriver / Torque Wrench

RAVEN SPECIALTY PRODUCTS



- Includes 2 sizes torque wrench
- Includes 2 sizes of Philips Heads
- Includes 2 sizes of Flat Heads
- Rubberized easy grip handle

PART #	DESCRIPTION	INNER	MASTER
SCREW616	6 in 1 Box of 6	6	12

Tube Cutter

RAVEN SPECIALTY PRODUCTS

High Quality Blade ▪ Cuts 3/8" to 1" PEX and PVC Pipes

SPRINGLOADED TECHNOLOGY



- Easy-To-Use Handle makes cutting simple and effective
- Compact design for use in tight spaces
- Spring loaded handle for quick cutting
- One handed lock hook on handle
- Stainless steel blade
- Professional grade construction
- Convenient pouch carrying case

PART #	SIZE / DESCRIPTION	INNER	MASTER
PSSC-G Red	Cuts Up to 1"	1	1
PSSC-G Gray	Cuts Up to 1"	1	1

Tube & Hose Cutter

RAVEN SPECIALTY PRODUCTS

High Quality Blade ▪ For PVC, CPVC, PEX, Flexible Hoses and Plastic Tubes

NEW



- For use in cutting tubing 3/8" - 1"
- Minimal effort required for cutting
- Rotation system with steel socket equipped with needle bearings
- Special edge geometry and PTFE coating
- Automatic blade release
- One handed Locking System
- Rubber grip with anti-impact system

PART #	SIZE / DESCRIPTION	INNER	MASTER
MPPC	Cuts Up to 1"	1	1

XL Tube Cutter

RAVEN SPECIALTY PRODUCTS

High Quality Blade ▪ For PVC, CPVC, PP, PEX, PE and Multilayer Tubing

HEAVY DUTY



- For use in cutting tubing 3/8" - 2"
- Heavy Duty Cutting Tool
- Precise and effortless cutting
- Rubber Grip Handles
- Stainless Steel V-Edge Blade
- Ratchet cutting action
- Long handles for leverage and cutting power

PART #	SIZE / DESCRIPTION	INNER	MASTER
PSBC2	Cuts Up to 2"	1	1

AUGERS & PLUNGERS

Drum Auger

Drill & Manual Options • Available in 15ft & 25ft

- 1/4" Spring Wire
- Works Where Chemical and Plungers Fail
- Vinyl Sleeve Protects Bowl from Scratching
- Unclogs Toilet Drains
- Safe and Easy to Use



PART #	DESCRIPTION	INNER	MASTER
RT1025	15ft Manual Drum Auger	1	6
RT1026	25ft Manual Drum Auger	1	6
RT1027	15ft Drill & Manual Drum Auger	1	6
RT1028	25ft Drill & Manual Drum Auger	1	6

Closet Auger

Toilet Clearing Tool

- Unclogs Toilet Drains
- Safe and Easy to Use
- Works Where Chemical and Plungers Fail
- Vinyl Sleeve Protects Bowl from Scratching



PART #	DESCRIPTION	INNER	MASTER
RT1029	Closet Auger	1	24

Heavy Duty Plunger

5-7/8" Rubber Forced Cup • 18" Wood Handle

- Durable Plunger Cup
- Non-marking rubber
- Heavy Duty Design for More Powerful Plunge
- Commercial Quality Double Thrust Durable Rubber Suction Cup Creates Tight Seal Around the Drain



Perforated Tear Off Top Display Box
Sold By Case Qty Only

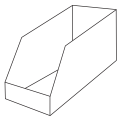

PART #	DESCRIPTION	BOX
RT1002	Heavy Duty Plunger	12

Accordian Style Plunger

6" Plastic Cup • 12" Plastic Handle

- Clears Clogged Toilets
- Extra Large Bellows for Powerful Plunge
- Displaces 8 to 10 Cups of Water Per Plunge
- Commercial Quality Bellows Design
- Strong and Durable 2 Piece Poly Construction
- Minimizes Backsplash While Plunging



Perforated Tear Off Top Display Box
Sold By Case Qty Only

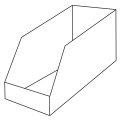

PART #	DESCRIPTION	BOX
RT1005	Accordian Style Plunger	12

Wood Handle Plunger

Rubber Cup • Available in 9" & 18" Wood Handle

- Safe and Easy to Use
- Durable Plunger Cup
- Non-Marking Rubber
- Perfect for Sinks, Basins, and Laundry Tubs
- Reinforced Ribbed Construction



Perforated Tear Off Top Display Box
Sold By Case Qty Only

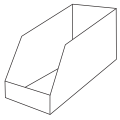

PART #	DESCRIPTION	BOX
RT1000	4" Rubber Cup 9" Wood Handle Plunger	12
RT1001	6" Rubber Cup 18" Wood Handle Plunger	12

Clear Handle Plunger

PVC Cup • Available in 10" & 19" Handle

- Durable Plunger Cup
- Easy to Clean
- Perfect for Sinks, Basins, and Laundry Tubs
- Decorative Appreaance for Residential Use



Perforated Tear Off Top Display Box
Sold By Case Qty Only

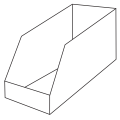

PART #	DESCRIPTION	BOX
RT1003	4" Cup 10" Clear Handle Plunger	12
RT1004	6" Cup 19" Clear Handle Plunger	12

GAS TEST KITS

Gas Test Kit

Low Pressure • Fumished With Hexagonal Test Block



PART #	SIZE / DESCRIPTION	INNER	MASTER
5205	5 PSI Low Pressure Gas Test Kit	1	25
5210	10 PSI Low Pressure Gas Test Kit	1	25
5215	15 PSI Low Pressure Gas Test Kit	1	25
5230	30 PSI Low Pressure Gas Test Kit	1	25

With Hand Pump

PART #	SIZE / DESCRIPTION	INNER	MASTER
52051	5 PSI Low Pressure Gas Test Kit	1	25

RAVEN™

GAUGES & THERMOMETERS



EVERFLOW™

THERMOMETERS & GAUGES

Industrial Thermometer

RAVEN SPECIALTY PRODUCTS

- Accuracy: 1%
- Adjustable Angle
- Aluminum Stem
- Plastic Case
- Glass Window
- Organic Liquid Filled Tube



PART #	SIZE / DESCRIPTION	INNER	MASTER
RG40-9H	9" Hot Water Thermometer 3-1/2" Stem 30-240°F	1	25
RG40-9C	9" Cold Water Thermometer 3-1/2" Stem 0-120°F	1	25



PART #	SIZE / DESCRIPTION	INNER	MASTER
RG40-WS	3-1/2" Brass Well W/Rubber Gasket	6	50
RG40-WE	3-1/2" Brass Extended Well W/Rubber Gasket	6	50

Hot Water Thermometer

RAVEN SPECIALTY PRODUCTS

- Accuracy: 1%
- Available in Brass or Steel Thermowell
- Available in Straight or Angle Stem
- Painted Steel Body
- Temperature Range 40°-280°F
- 1/2" NPT Mount
- Organic Liquid Filled Tube



PART #	SIZE / DESCRIPTION	INNER	MASTER
RG45-AS	Steel Well, Angle 1/2" NPT 40-280°F	1	50
RG45-AB	Brass Well, Angle 1/2" NPT 40-280°F	1	50
RG45-SS	Steel Well, Straight 1/2" NPT 40-280°F	1	50
RG45-SB	Brass Well, Straight 1/2" NPT 40-280°F	1	50

Hot Water Thermometer

RAVEN SPECIALTY PRODUCTS

- Accuracy: 1%
- 2-1/2" Display with Steel Zinc Plated Case
- Available in IPS & SWT Well
- Glass Window
- Lead Free Compliant Wells





PART #	SIZE / DESCRIPTION	INNER	MASTER
LFRAVWHT	Thermometer W/ IPS Well	1	100
LFRAVWHTC	Thermometer W/ SWEAT Well	1	100
LFRAVWHTIPS	Thermometer W/ IPS & SWEAT Well	1	50

Hot Water Thermometer Wells

LFWELL-IPS	IPS Well	1	100
LFWELL-COPPER	SWEAT Well	1	100

Strap-On Thermometer

RAVEN SPECIALTY PRODUCTS

- Accuracy: 1%
- Stainless Steel Spring
- Glass Window
- 2-1/2" Display



PART #	SIZE / DESCRIPTION	INNER	MASTER
SORAVWHT-1	30°-250° F	1	100

E-Z Tridicator Boiler Gauge

RAVEN SPECIALTY PRODUCTS

- E-Z Trailtimeter Utility Gauge
- Tempurature Range 30°-250°F
- Connection 1/4" NPT
- Dual Scale Temperature & Pressure Gauge Display



PART #	SIZE / DESCRIPTION	INNER	MASTER
EZTRISTD	Short Shank 1/4" NPT 0-60 PSI Gauge	6	50
EZTRILONG	Long Shank 1/4" NPT 0-60 PSI Gauge	6	50
NEW **EZTRISTD2**	Short Shank 1/4" NPT 0-200 PSI Gauge	6	50

3" Pressure & Temperature Gauge

RAVEN SPECIALTY PRODUCTS

- Bottom Entry
- Black Enamel Steel case
- 1/2" Lead Free Brass NPT
- Pressure Range 0-200 PSI
- Dual Pressure Scale PSI & kPa
- Dual Temperature °F & °C measurements



PART #	SIZE / DESCRIPTION	INNER	MASTER
NEW **RGPT-200**	0-200 PSI Gauge	1	20

PRESSURE GAUGES & TEST GAUGES

Utility Gauges

RAVEN SPECIALTY PRODUCTS

- Accuracy: 3-2-3%
- 1/4"NPT Male Threaded Mount
- Black Steel Case and Ring
- Internal Brass Parts
- Polycarbonate Lens



2" Display Utility Gauges

PART #	SIZE / DESCRIPTION	INNER	MASTER
PG230	0-30 PSI Gauge	1	100
PG260	0-60 PSI Gauge	1	100
PG2100	0-100 PSI Gauge	1	100
PG2160	0-160 PSI Gauge	1	100
PG2200	0-200 PSI Gauge	1	100
PG2300	0-300 PSI Gauge	1	100

2-1/2" Display Utility Gauges

PART #	SIZE / DESCRIPTION	INNER	MASTER
PG15	0-15 PSI Gauge	1	100
PG30	0-30 PSI Gauge	1	100
PG60	0-60 PSI Gauge	1	100
PG100	0-100 PSI Gauge	1	100
PG160	0-160 PSI Gauge	1	100
NEW PG200	0-200 PSI Gauge	1	20
NEW PG300	0-300 PSI Gauge	1	20
NEW PG60B	0-60 PSI Gauge w/ Back Connection	1	20
NEW PG200B	0-200 PSI Gauge w/ Back Connection	1	20

3-1/2" Display Utility Gauges

PART #	SIZE / DESCRIPTION	INNER	MASTER
PG3515	0-15 PSI Gauge	1	50
PG3530	0-30 PSI Gauge	1	50
PG3560	0-60 PSI Gauge	1	50
PG35100	0-100 PSI Gauge	1	50
PG35160	0-160 PSI Gauge	1	50
PG35200	0-200 PSI Gauge	1	50
PG35300	0-300 PSI Gauge	1	50

4-1/2" Display Utility Gauges

PART #	SIZE / DESCRIPTION	INNER	MASTER
PG4515	0-15 PSI Gauge	1	20
PG4530	0-30 PSI Gauge	1	20
PG4560	0-60 PSI Gauge	1	20
PG45100	0-100 PSI Gauge	1	20
PG45160	0-160 PSI Gauge	1	20
PG45200	0-200 PSI Gauge	1	20
PG45300	0-300 PSI Gauge	1	20
NEW PG45400	0-400 PSI Gauge	1	20
NEW PG45500	0-500 PSI Gauge	1	20

Liquid Filled Gauges

RAVEN SPECIALTY PRODUCTS

- Accuracy: 3-2-3%
- Glycerin Filled Circular Dial
- Available in 2-1/2" & 4" Display
- Stainless Steel Case
- Internal Brass Parts
- Tempered Glass Lens



PART #	SIZE / DESCRIPTION	INNER	MASTER
PG2.515	0-15 PSI Gauge w/ 2-1/2" Display	1	50
PG2.530	0-30 PSI Gauge w/ 2-1/2" Display	1	50
PG2.560	0-60 PSI Gauge w/ 2-1/2" Display	1	50
PG2.5100	0-100 PSI Gauge w/ 2-1/2" Display	1	50
NEW PG2.5160	0-160 PSI Gauge w/ 2-1/2" Display	1	50
PG2.5200	0-200 PSI Gauge w/ 2-1/2" Display	1	50
PG2.5300	0-300 PSI Gauge w/ 2-1/2" Display	1	50
NEW PGL4100	0-100 PSI Gauge w/ 4" Display	1	20
NEW PGL4300	0-300 PSI Gauge w/ 4" Display	1	20

Water Test Gauge

RAVEN SPECIALTY PRODUCTS

- 2-1/2" Display
- Steel Case
- Internal Brass Parts
- Polycarbonate Lens
- Swivel Brass Hose Connection



PART #	SIZE / DESCRIPTION	INNER	MASTER
RG66-300	0-300 PSI Gauge	1	50
RG66-301	0-300 PSI Gauge W/ Red Pointer	1	50

Gas Test Gauge

RAVEN SPECIALTY PRODUCTS

- Accuracy: 3-2-3%
- 2" Display
- Black Steel Case and Ring
- Internal Brass Parts
- Polycarbonate Lens
- Black Painted Iron Bell



PART #	SIZE / DESCRIPTION	INNER	MASTER
RG60-3415	15 PSI, 3/4" NPT Bell Reducer	1	50
RG60-3430	30 PSI, 3/4" NPT Bell Reducer	1	50
RG60-3460	60PSI, 3/4" NPT Bell Reducer	1	50
RG60-34100	100 PSI, 3/4" NPT Bell Reducer	1	50
RG60-1015	15 PSI, 1" NPT Bell Reducer	1	50
RG60-1030	30 PSI, 1" NPT Bell Reducer	1	50
RG60-1060	60 PSI, 1" NPT Bell Reducer	1	50
RG60-10100	100 PSI, 1" NPT Bell Reducer	1	50

TESTER GAUGES & KITS

Gas Tester & Pressure Kit

- 3 - 1818 MxF Ball Valve Shut Off
- Ball & Barbed Adapter
- Bulb & Hose Assembly
- Includes Heavy Duty Case
- Snifter Valve
- 3/4"M x 1/2"F x 1/8"F x 1/4"F x 1/4"F Double Test Tee



PART #	SIZE / DESCRIPTION	INNER	MASTER
GPTK-5	5 PSI & 160 PSI Gauge Combo Kit	1	10
GPTK	7 PSI & 160 PSI Gauge Combo Kit	1	10

Pressure Test Kit

- Test Tee
- Snifter Valve
- Swivel Hose Connector
- 160 PSI Gauge



PART #	SIZE / DESCRIPTION	INNER	MASTER
PTK	0-160 PSI Gauge kit	1	40

Pressure Gauge

- 2-1/2" Display w/ Steel Case and Ring
- Chrome Zinc Plated Steel Hex Body
- Ounces per SQ inch
- Inches of water
- 0-5 PSI



PART #	SIZE / DESCRIPTION	INNER	MASTER
NEW **RG52V-05**	0-5 PSI Vertical Hex Body Gauge	1	20

Gas & Pressure Test Kit Parts



PART #	SIZE / DESCRIPTION	INNER	MASTER
Gauges			
GTG-5	5 PSI Gauge	1	50
GTG-7	7 PSI Gauge	1	50
Test Tees			
TSTT	3/4" M x 1/2" F x 1/8" F x 1/4" F	1	50
PTT	3/4" M x 1/2" F x 1/8" F x 1/4" F x 1/4" F	1	50
Bulb & Hose Assembly			
BHA	For GPTK & GTK	1	100

Gas Tester Kit

- 1818 MxF Ball Valve Shut Off
- Ball & Barbed Adapter
- Bulb & Hose Assembly
- Includes Heavy Duty Case
- Snifter Valve
- 3/4"N x 1/2"F x 1/8"f x 1/4"f Long Body Tee



PART #	SIZE / DESCRIPTION	INNER	MASTER
GTK-5	5 PSI Gauge Kit	1	10
GTK	7 PSI Gauge Kit	1	10

Low Pressure Gas Tester

- 2" Display w/ Steel Case and Ring
- Yellow Zinc Plated Steel Hex Body
- Snifter Valve & Mini Ball Valve



PART #	SIZE / DESCRIPTION	INNER	MASTER
52051	5 PSI Complete Kit w/ Bulb & Hose, Valves & Case	1	10
5205	5 PSI GasTester Hex Body w/ Valves	1	20
5210	10 PSI GasTester Hex Body w/ Valves	1	20

Gas Pressure Tester

- Available in 2" & 4" Display
- Steel Case and Ring
- Internal Brass Parts
- Yellow Zinc Plated Steel Hex Body
- Polycarbonate Lens



PART #	SIZE / DESCRIPTION	INNER	MASTER
5215	15 PSI GasTester 3/4" FIP Hex Body 2" Display	1	50
5230	30 PSI GasTester 3/4" FIP Hex Body 2" Display	1	50
RG52-60	60 PSI GasTester 3/4" FIP Hex Body 2" Display	1	50
RG52-100	100 PSI GasTester 3/4" FIP Hex Body 2" Display	1	50
RG52-160	160 PSI GasTester 3/4" FIP Hex Body 2" Display	1	50
RG52-200	200 PSI GasTester 3/4" FIP Hex Body 2" Display	1	50
NEW **RG54-15**	15 PSI GasTester 3/4" FIP Hex Body 4" Display	1	50
Gas Pressure Test Parts			
NEW **RG52-HEX**	Yellow Zinc Plated Hex Body	1	100
NEW **RG52-SNIFT**	Snifter Valve	1	500

EVERFLOW™



HOSE BARB CHROME FITTINGS & NIPPLES COMPRESSION FLARE GARDEN HOSE

BRASS SPECIALTY FITTINGS

Brass Specialty Fittings



Product Packaging

- Fittings are conveniently bagged and barcoded for easy RF warehouse pick & pack environment.
- Hanging bags are perfect for in-store point of sale displays
- Re-sealable bags are color coded to easily identify between fitting types

Part Numbering System

C - **69R** - **3812** - **NL**

Product Group	Fitting Type	Size	Option

- **C -** Compression
- **B -** Hose Barb
- **F -** Flare
- **G -** Garden Hose



For ordering contact sales@everflowsupplies.com or call 908-436-1100 ext 1 or fax 908-436-1162
Note: All products are sold by inner bag quantity.

COMPRESSION FITTINGS

For use with potable water, instrumentation, hydraulic and pneumatic systems.

COMPRESSION SLEEVE



PART #	SIZE	INNER	MASTER
C60-14	1/4" OD COMPRESSION	10	2000
C60-38	3/8" OD COMPRESSION	5	2000
C60-12	1/2" OD COMPRESSION	5	2000
C60-58	5/8" OD COMPRESSION	5	2000
C60-78	7/8" OD COMPRESSION	3	1005

COMPRESSION DELRIN SLEEVE



PART #	SIZE	INNER	MASTER
C73-14	1/4" OD DELRIN	100	500
C73-38	3/8" OD DELRIN	100	500

COMPRESSION NUT



PART #	SIZE	INNER	MASTER
C61-14	1/4" OD COMPRESSION	10	2000
C61-38	3/8" OD COMPRESSION	5	2000
C61-38CR	3/8" OD COMPRESSION CP	10	400
C61-12	1/2" OD COMPRESSION	5	1000
C61-12CR	1/2" OD COMPRESSION CP	10	400
C61-58	5/8" OD COMPRESSION	5	1000

COMPRESSION CAP



PART #	SIZE	INNER	MASTER
C61C-14-NL	1/4" OD COMPRESSION	10	1000
C61C-38-NL	3/8" OD COMPRESSION	10	1000
C61C-12-NL	1/2" OD COMPRESSION	5	1000
C61C-58-NL	5/8" OD COMPRESSION	5	1000

COMPRESSION UNION



PART #	SIZE	INNER	MASTER
C62-14-NL	1/4" OD COMPRESSION	10	500
C62-38-NL	3/8" OD COMPRESSION	5	500
C62-12-NL	1/2" OD COMPRESSION	10	400
C62-58-NL	5/8" OD COMPRESSION	5	250
C62-78-NL	7/8" OD COMPRESSION	3	102

COMPRESSION REDUCING UNION



PART #	SIZE	INNER	MASTER
C62R-3814-NL	3/8" X 1/4" OD COMPRESSION	10	300
C62R-1238-NL	1/2" X 3/8" OD COMPRESSION	5	300
C62R-5812-NL	5/8" X 1/2" OD COMPRESSION	5	300
C62R-5838-NL	5/8" X 3/8" OD COMPRESSION	5	300

COMPRESSION TEE



PART #	SIZE	INNER	MASTER
C64-14-NL	1/4" OD COMPRESSION	10	300
C64-38-NL	3/8" OD COMPRESSION	5	300
C64R-383814-NL	3/8" X 3/8" X 1/4" OD COMP	10	300
C64-12-NL	1/2" OD COMPRESSION	10	200
C64-58-NL	5/8" OD COMPRESSION	5	200

COMPRESSION ELBOW



PART #	SIZE	INNER	MASTER
C65-14-NL	1/4" OD COMPRESSION	10	300
C65-38-NL	3/8" OD COMPRESSION	5	300
C65-12-NL	1/2" OD COMPRESSION	5	200
C65-58-NL	5/8" OD COMPRESSION	5	200

COMPRESSION X FEMALE ADAPTER



PART #	SIZE	INNER	MASTER
C66-14-NL	1/4" OD COMP X 1/4" FIP	10	200
C66-38-NL	3/8" OD COMP X 3/8" FIP	5	200
C66-12-NL	1/2" OD COMP X 1/2" FIP	10	400

COMPRESSION X FEMALE REDUCING ADAPTER



PART #	SIZE	INNER	MASTER
C66R-1418-NL	1/4" OD COMP X 1/8" FIP	10	200
C66R-1438-NL	1/4" OD COMP X 3/8" FIP	10	200
C66R-1412-NL	1/4" OD COMP X 1/2" FIP	10	200
C66R-3818-NL	3/8" OD COMP X 1/8" FIP	10	800
C66R-3814-NL	3/8" OD COMP X 1/4" FIP	10	200
C66R-3812-NL	3/8" OD COMP X 1/2" FIP	5	200
C66R-1238-NL	1/2" OD COMP X 3/8" FIP	10	400
C66R-5812-NL	5/8" OD COMP X 1/2" FIP	5	200
C66R-5834-NL	5/8" OD COMP X 3/4" FIP	3	201
C66R-7834-NL	7/8" OD COMP X 3/4" FIP	3	201

COMPRESSION FITTINGS

For use with potable water, instrumentation, hydraulic and pneumatic systems.

COMPRESSION x MALE ADAPTER



PART #	SIZE	INNER	MASTER
C68-18-NL	1/8" OD COMP X 1/8" MIP	10	200
C68-14-NL	1/4" OD COMP X 1/4" MIP	10	1000
C68-38-NL	3/8" OD COMP X 3/8" MIP	5	200
C68-12-NL	1/2" OD COMP X 1/2" MIP	5	200

COMPRESSION x MALE REDUCING ADAPTER



PART #	SIZE	INNER	MASTER
C68R-1418-NL	1/4" OD COMP X 1/8" MIP	10	200
C68R-1438-NL	1/4" OD COMP X 3/8" MIP	10	200
C68R-1412-NL	1/4" OD COMP X 1/2" MIP	10	200
C68R-3818-NL	3/8" OD COMP x 1/8" MIP	10	200
C68R-3814-NL	3/8" OD COMP X 1/4" MIP	10	200
C68R-3812-NL	3/8" OD COMP X 1/2" MIP	5	200
C68R-3834-NL	3/8" OD COMP X 3/4" MIP	3	201
C68R-1214-NL	1/2" OD COMP X 1/4" MIP	5	200
C68R-1238-NL	1/2" OD COMP X 3/8" MIP	5	200
C68R-5838-NL	5/8" OD COMP X 3/8" MIP	5	200
C68R-5812-NL	5/8" OD COMP X 1/2" MIP	5	200
C68R-5834-NL	5/8" OD COMP X 3/4" MIP	3	201
C68R-7812-NL	7/8" OD COMP X 1/2" MIP	3	120
C68R-7834-NL	7/8" OD COMP X 3/4" MIP	3	201

COMPRESSION x MALE ELBOW



PART #	SIZE	INNER	MASTER
C69-14-NL	1/4" OD COMP X 1/4" MIP	10	200
C69-38-NL	3/8" OD COMP X 3/8" MIP	5	200
C69-12-NL	1/2" OD COMP X 1/2" MIP	10	250

COMPRESSION x MALE REDUCING ELBOW



PART #	SIZE	INNER	MASTER
C69R-1418-NL	1/4" OD COMP X 1/8" MIP	10	200
C69R-1438-NL	1/4" OD COMP X 3/8" MIP	10	200
C69R-3812-NL	3/8" OD COMP X 1/2" MIP	5	200
C69R-3814-NL	3/8" OD COMP X 1/4" MIP	10	200
C69R-3834-NL	3/8" OD COMP X 3/4" MIP	10	200
C69R-1238-NL	1/2" OD COMP X 3/8" MIP	5	200
C69R-5812-NL	5/8" OD COMP X 1/2" MIP	10	200

COMPRESSION x FEMALE REDUCING ELBOW



PART #	SIZE	INNER	MASTER
C70R-3812-NL	3/8" OD COMP x 1/2" FIP	5	200

COMPRESSION INSERT FITTING



PART #	SIZE	INNER	MASTER
C72-14-NL	1/4" OD COMPRESSION	10	200
C72-38-NL	3/8" OD COMPRESSION	10	200

EASY CONNECT SUPPLY STOP TEE



PART #	SIZE	INNER	MASTER
***73314-NL**	3/8" OD FEM X 3/8" OD MALE X 1/4" OD MALE	1	25
***73338-NL**	3/8" OD FEM X 3/8" OD MALE X 3/8" OD MALE	1	25
***73304-NL**	3/8" OD FEM W/ NUT X 3/8" OD MALE X 1/4" FIP	1	25

*Individually Boxed Items

EASY CONNECT SUPPLY ADAPTER



PART #	SIZE	INNER	MASTER
***73438-NL**	3/8" OD FEM W/ NUT X 1/4" OD MALE	1	25
***73414-NL**	1/4" OD FEM W/ NUT X 3/8" OD MALE	1	25

*Individually Boxed Items

FLARE FITTINGS

For use with copper, brass, aluminum and welded steel tubing that can be flared.



FLARE PLUG

PART #	SIZE	INNER	MASTER
F39-14	1/4" OD FLARE	10	1200
F39-38	3/8" OD FLARE	5	600
F39-12	1/2" OD FLARE	5	500
F39-58	5/8" OD FLARE	5	250



FLARE CAP

PART #	SIZE	INNER	MASTER
F40-14	1/4" OD FLARE	10	1000
F40-516	5/16" OD FLARE	5	500
F40-38	3/8" OD FLARE	5	1500
F40-12	1/2" OD FLARE	5	600
F40-58	5/8" OD FLARE	5	600



FLARE FORGED SHORT NUT

PART #	SIZE	INNER	MASTER
F41FS-14	1/4" OD SHORT FLARE	10	1500
F41FS-38	3/8" OD SHORT FLARE	5	800
F41FS-12	1/2" OD SHORT FLARE	5	600
F41FS-58	5/8" OD SHORT FLARE	5	400



FLARE FORGED SHORT REDUCING NUT

PART #	SIZE	INNER	MASTER
F41FSR-3814	3/8" x 1/4" OD SHORT FLARE	5	800
F41FSR-1238	1/2" x 3/8" OD SHORT FLARE	5	450
F41FSR-5812	5/8" x 1/2" OD SHORT FLARE	5	300



FLARE LONG NUT

PART #	SIZE	INNER	MASTER
F41L-14	1/4" OD LONG FLARE	10	1000
F41L-38	3/8" OD LONG FLARE	5	750



FLARE SHORT NUT

PART #	SIZE	INNER	MASTER
F41S-316	3/16" OD SHORT FLARE	10	3000
F41S-14	1/4" OD SHORT FLARE	10	2000
F41S-516	5/16" OD SHORT FLARE	5	1000
F41S-38	3/8" OD SHORT FLARE	5	850
F41S-12	1/2" OD SHORT FLARE	5	750
F41S-34	3/4" OD SHORT FLARE	3	201
F41S-58	5/8" OD SHORT FLARE	5	450



FLARE UNION

PART #	SIZE	INNER	MASTER
F42-14	1/4" OD FLARE	10	800
F42-38	3/8" OD FLARE	5	400
F42-12	1/2" OD FLARE	5	350
F42-58	5/8" OD FLARE	5	300



FLARE REDUCING UNION

PART #	SIZE	INNER	MASTER
F42R-121214	1/2" x 1/4" OD FLARE	5	500
F42R-121238	1/2" x 3/8" OD FLARE	5	500
F42R-383814	3/8" x 1/4" OD FLARE	5	400
F42R-585812	5/8" x 1/2" OD FLARE	5	300
F42R-585838	5/8" x 3/8" OD FLARE	5	300



FLARE TEE

PART #	SIZE	INNER	MASTER
F44-14	1/4" OD FLARE	10	500
F44-38	3/8" OD FLARE	5	400
F44-12	1/2" OD FLARE	5	250
F44-58	5/8" OD FLARE	5	100
F44R-383814	3/8" x 1/4" OD FLARE	5	300
F44R-121238	1/2" x 3/8" OD FLARE	5	150
F44R-585812	5/8" x 1/2" OD FLARE	5	150



FLARE FITTINGS

For use with copper, brass, aluminum and welded steel tubing that can be flared.

FLARE x FEMALE ADAPTER



PART #	SIZE	INNER	MASTER
F46-14	1/4" OD x 1/4" FIP	10	1000
F46-12	1/2" OD x 1/2" FIP	5	400
F46-34	3/4" OD x 3/4" FIP	3	99
F46-38	3/8" OD x 3/8" FIP	5	500

FLARE x FEMALE REDUCING ADAPTER



PART #	SIZE	INNER	MASTER
F46R-1418	1/4" OD x 1/8" FIP	10	1500
F46R-1438	1/4" OD x 3/8" FIP	5	700
F46R-1412	1/4" OD x 1/2" FIP	5	500
F46R-3814	3/8" OD x 1/4" FIP	5	800
F46R-3812	3/8" OD x 1/2" FIP	5	500
F46R-3834	3/8" OD x 3/4" FIP	3	300
F46R-1238	1/2" OD x 3/8" FIP	5	500
F46R-1214	1/2" OD x 1/4" FIP	5	250
F46R-1234	1/2" OD x 3/4" FIP	3	300
F46R-5812	5/8" OD x 1/2" FIP	5	300
F46R-5834	5/8" OD x 3/4" FIP	3	99

FLARE x MALE ADAPTER



PART #	SIZE	INNER	MASTER
F48-14	1/4" OD x 1/4" MIP	10	1500
F48-38	3/8" OD x 3/8" MIP	5	600
F48-12	1/2" OD x 1/2" MIP	5	350
F48-34	3/4" OD x 3/4" MIP	3	201

FLARE x MALE REDUCING ADAPTER



PART #	SIZE	INNER	MASTER
F48R-1214	1/2" OD x 1/4" MIP	5	300
F48R-1238	1/2" OD x 3/8" MIP	3	201
F48R-1234	1/2" OD x 3/4" MIP	3	201
F48R-1418	1/4" OD x 1/8" MIP	10	200
F48R-1438	1/4" OD x 3/8" MIP	5	600
F48R-1412	1/4" OD x 1/2" MIP	5	600
F48R-3818	3/8" OD x 1/8" MIP	5	600
F48R-3814	3/8" OD x 1/4" MIP	5	700
F48R-3812	3/8" OD x 1/2" MIP	5	450
F48R-3834	3/8" OD x 3/4" MIP	3	201
F48R-3412	3/4" OD x 1/2" MIP	3	201
F48R-5838	5/8" OD x 3/8" MIP	5	300
F48R-5812	5/8" OD x 1/2" MIP	5	300
F48R-5834	5/8" OD x 3/4" MIP	3	201

FLARE x MALE ELBOW



PART #	SIZE	INNER	MASTER
F49-14	1/4" OD x 1/4" MIP	10	1000
F49-38	3/8" OD x 3/8" MIP	5	600
F49-12	1/2" OD x 1/2" MIP	5	300

FLARE x MALE REDUCING ELBOW



PART #	SIZE	INNER	MASTER
F49R-1418	1/4" OD x 1/8" MIP	10	800
F49R-1438	1/4" OD x 3/8" MIP	5	600
F49R-3818	3/8" OD x 1/8" MIP	5	650
F49R-3814	3/8" OD x 1/4" MIP	5	650
F49R-3812	3/8" OD x 1/2" MIP	5	400
F49R-1214	1/2" OD x 1/4" MIP	5	400
F49R-1238	1/2" OD x 3/8" MIP	5	400
F49R-1234	1/2" OD x 3/4" MIP	3	150
F49R-5812	5/8" OD x 1/2" MIP	5	200
F49R-5834	5/8" OD x 3/4" MIP	5	150

FLARE x FEMALE ELBOW



PART #	SIZE	INNER	MASTER
F50-14	1/4" OD x 1/4" FIP	10	700
F50-38	3/8" OD x 3/8" FIP	5	650
F50-12	1/2" OD x 1/2" FIP	5	300

FLARE x FEMALE REDUCING ELBOW



PART #	SIZE	INNER	MASTER
F50R-1438	1/4" OD x 3/8" FIP	5	700
F50R-1238	1/2" OD x 3/8" FIP	5	400
F50R-3814	3/8" OD x 1/4" FIP	5	600
F50R-3812	3/8" OD x 1/2" FIP	5	200
F50R-5812	5/8" OD x 1/2" FIP	5	250

FLARE ELBOW



PART #	SIZE	INNER	MASTER
F55-14	1/4" OD FLARE	10	1000
F55-38	3/8" OD FLARE	10	500
F55-12	1/2" OD FLARE	10	550
F55-58	5/8" OD FLARE	5	150

HOSE BARB FITTINGS

For use with plastic or rubber tubing. Installation requires hose clamp.

HOSE BARB TEE



PART #	SIZE	INNER	MASTER
B24-14	1/4" HOSE BARB	10	100
B24-38	3/8" HOSE BARB	10	100

HOSE BARB SPLICER



PART #	SIZE	INNER	MASTER
B29-316	3/16" HOSE BARB	10	100
B29-14	1/4" HOSE BARB	10	100
B29-516	5/16" HOSE BARB	10	100
B29-38	3/8" HOSE BARB	10	100
B29-12	1/2" HOSE BARB	10	100
B29-58	5/8" HOSE BARB	10	100

HOSE BARB x MALE ADAPTER



PART #	SIZE	INNER	MASTER
B25-18	1/8" HB x 1/8" MIP	10	100
B25-14	1/4" HB x 1/4" MIP	10	100
B25-38	3/8" HB x 3/8" MIP	10	100
B25-12	1/2" HB x 1/2" MIP	10	100
B25-34	3/4" HB x 3/4" MIP	10	100
B25-01	1" HB x 1" MIP	10	100

HOSE BARB x MALE REDUCING ADAPTER



PART #	SIZE	INNER	MASTER
B25-31618	3/16" HB x 1/8" MIP	10	100
B25-31614	3/16" HB x 1/4" MIP	10	100
B25-1418	1/4" HB x 1/8" MIP	10	100
B25-1438	1/4" HB x 3/8" MIP	10	100
B25-1412	1/4" HB x 1/2" MIP	10	100
B25-51618	5/16" HB x 1/8" MIP	10	100
B25-51614	5/16" HB x 1/4" MIP	10	100
B25-51638	5/16" HB x 3/8" MIP	10	100
B25-3818	3/8" HB x 1/8" MIP	10	100
B25-3814	3/8" HB x 1/4" MIP	10	100
B25-3812	3/8" HB x 1/2" MIP	10	100
B25-3834	3/8" HB x 3/4" MIP	10	100
B25-1214	1/2" HB x 1/4" MIP	10	100
B25-1238	1/2" HB x 3/8" MIP	10	100
B25-1234	1/2" HB x 3/4" MIP	10	100
B25-3412	3/4" HB x 1/2" MIP	10	100
B25-5838	5/8" HB x 3/8" MIP	10	100
B25-5812	5/8" HB x 1/2" MIP	10	100
B25-5834	5/8" HB x 3/4" MIP	10	100
B25-0134	1" HB x 3/4" MIP	10	100

HOSE BARB x FEMALE HOSE ADAPTER



PART #	SIZE	INNER	MASTER
B26-18	1/8" HB x 1/8" FIP	10	100
B26-14	1/4" HB x 1/4" FIP	10	100
B26-38	3/8" HB x 3/8" FIP	10	100
B26-12	1/2" HB x 1/2" FIP	10	100
B26-34	3/4" HB x 3/4" FIP	10	100

HOSE BARB x FEMALE REDUCING HOSE ADAPTER



PART #	SIZE	INNER	MASTER
B26-31618	3/16" HB x 1/8" FIP	10	100
B26-31614	3/16" HB x 1/4" FIP	10	100
B26-1418	1/4" HB x 1/8" FIP	10	100
B26-1438	1/4" HB x 3/8" FIP	10	100
B26-51618	5/16" HB x 1/8" FIP	10	100
B26-51614	5/16" HB x 1/4" FIP	10	100
B26-51638	5/16" HB x 3/8" FIP	10	100
B26-3818	3/8" HB x 1/8" FIP	10	100
B26-3814	3/8" HB x 1/4" FIP	10	100
B26-3812	3/8" HB x 1/2" FIP	10	100
B26-1214	1/2" HB x 1/4 "FIP	10	100
B26-1238	1/2" HB x 3/8" FIP	10	100
B26-0134	1" HB x 3/4" FIP	10	100

HOSE BARB x MALE ELBOW



PART #	SIZE	INNER	MASTER
B27-14	1/4" HB x 1/4" MIP	10	100
B27-38	3/8" HB x 3/8" MIP	10	100
B27-12	1/2" HB x 1/2" MIP	10	100

HOSE BARB x MALE REDUCING ELBOW



PART #	SIZE	INNER	MASTER
B27-1418	1/4" HB x 1/8" MIP	10	100
B27-51614	5/16" HB x 1/4" MIP	10	100
B27-3818	3/8" HB x 1/8" MIP	10	100
B27-3814	3/8" HB x 1/4" MIP	10	100
B27-3812	3/8" HB x 1/2" MIP	10	100
B27-1214	1/2" HB x 1/4" MIP	10	100
B27-1238	1/2" HB x 3/8" MIP	10	100
B27-5812	5/8" HB x 1/2" MIP	10	100
B27-5838	5/8" HB x 3/8" MIP	10	100

GARDEN HOSE FITTINGS

For use with residential and commercial-grade garden hose.

MALE GARDEN HOSE x MALE (MIP) ADAPTER



PART #	SIZE	INNER	MASTER
G30-3412	3/4" MH x 1/2" MIP (1/2" SWT)	10	300
G31-3434	3/4" MH x 3/4" MIP(TAPPED 1/2" FIP)	10	300
G31-3434-NL	3/4" MH x 3/4" MIP(TAPPED 1/2" FIP) LF	10	300
G32-3412-NL	3/4" MH x 1/2" MIP LEAD FREE	10	300

MALE GARDEN HOSE UNION



PART #	SIZE	INNER	MASTER
G33-3434	3/4" MH x 3/4" MH (TAPPED 1/2" FIP)	10	300
G33-3434-NL	3/4" MH x 3/4" MH (TAPPED 1/2" FIP) LF	10	300

MALE GARDEN HOSE x FEMALE (FIP) ADAPTER



PART #	SIZE	INNER	MASTER
G34-3412	3/4" MH x 1/2" FIP	10	300
G34-3412-NL	3/4" MH x 1/2" FIP LEAD FREE	10	300
G34-3434	3/4" MH x 3/4" FIP	10	300
G34-3434-NL	3/4" MH x 3/4" FIP LEAD FREE	10	300

FEMALE GARDEN HOSE x MALE (MIP) ADAPTER



PART #	SIZE	INNER	MASTER
G35-3412	3/4" FH x 1/2" MIP	10	300
G35-3412-NL	3/4" FH x 1/2" MIP LEAD FREE	10	300
G35-3434	3/4" FH x 3/4" MIP	10	300
G35-3434-NL	3/4" FH x 3/4" MIP LEAD FREE	10	300
G36-3412	3/4" FH x 1/2" MIP (1/2" SWT)	10	300
G37-3434	3/4" FH x 3/4" MIP (1/2" FIP)	10	300

FEMALE GARDEN HOSE x FEMALE (FIP) ADAPTER



PART #	SIZE	INNER	MASTER
G38-3412	3/4" FH x 1/2" FIP	10	300
G38-3412-NL	3/4" FH x 1/2" FIP LEAD FREE	10	300
G38-3434	3/4" FH x 3/4" FIP	10	300
G38-3434-NL	3/4" FH x 3/4" FIP LEAD FREE	10	300

FEMALE SWIVEL GARDEN HOSE x FEMALE (FIP) ADAPTER



PART #	SIZE	INNER	MASTER
G38S-3412	3/4" FH x 1/2" FIP SWIVEL	10	300
G38S-3412-NL	3/4" FH x 1/2" FIP SWIVEL LEAD FREE	10	300
G38S-3434	3/4" FH x 3/4" FIP SWIVEL	10	300
G38S-3434-NL	3/4" FH x 3/4" FIP SWIVEL LEAD FREE	10	300

FEMALE SWIVEL GARDEN HOSE UNION



PART #	SIZE	INNER	MASTER
G50S-3434	3/4" FH SWIVEL	10	300
G50S-3434-NL	3/4" FH SWIVEL LEAD FREE	10	300

HOSE BARB x FEMALE SWIVEL GARDEN HOSE ADAPTER



PART #	SIZE	INNER	MASTER
G39S-3834	3/8" HB x 3/4" FH SWIVEL	10	300
G39S-1234	1/2" HB x 3/4" FH SWIVEL	10	300
G39S-1234-NL	1/2" HB x 3/4" FH SWIVEL LEAD FREE	10	300
G39S-3434	3/4" HB x 3/4" FH SWIVEL	10	300
G39S-3434-NL	3/4" HB x 3/4" FH SWIVEL LEAD FREE	10	300
G39S-5834	5/8" HB x 3/4" FH SWIVEL	10	300
G39S-5834-NL	5/8" HB x 3/4" FH SWIVEL LEAD FREE	10	300

HOSE BARB x MALE GARDEN HOSE ADAPTER



PART #	SIZE	INNER	MASTER
G40-3834	3/8" HB x 3/4" MH	10	300
G40-1234	1/2" HB x 3/4" MH	10	300
G40-1234-NL	1/2" HB x 3/4" MH LEAD FREE	10	300
G40-3434	3/4" HB x 3/4" MH	10	300
G40-3434-NL	3/4" HB x 3/4" MH LEAD FREE	10	300
G40-5834	5/8" HB x 3/4" MH	10	300
G40-5834-NL	5/8" HB x 3/4" MH LEAD FREE	10	300

FEMALE SWIVEL GARDEN HOSE x MALE (MIP) ADAPTER



PART #	SIZE	INNER	MASTER
G41S-3414	3/4" FH SWIVEL x 1/4 MIP	10	300
G41S-3412	3/4" FH SWIVEL x 1/2" MIP	10	300

GARDEN HOSE FITTINGS

For use with residential and commercial-grade garden hose.

GARDEN HOSE WYE FITTING



PART #	SIZE	INNER	MASTER
G42-343434	3/4" MH x 3/4" MH x 3/4" FH	5	100
G42-343434-NL	3/4" MH x 3/4" MH x 3/4" FH LEAD FREE	5	100

GARDEN HOSE DUAL SHUT-OFF WYE FITTING



PART #	SIZE	INNER	MASTER
G43-343434	DUAL HOSE WYE SHUT-OFF	5	100

GARDEN HOSE SINGLE SHUT-OFF HOSE FITTING



PART #	SIZE	INNER	MASTER
G44-3434	SINGLE HOSE SHUT-OFF	5	100

GARDEN HOSE CAP



PART #	SIZE	INNER	MASTER
G47-34CW	3/4" FH CAP W/ CHAIN & WASHER	10	300
G47-34W	3/4" FH CAP W/ WASHER	10	300
G47-34W-NL	3/4" FH CAP W/ WASHER LEAD FREE	10	300

GARDEN HOSE WASHER



PART #	SIZE	INNER	MASTER
G48-34RW	3/4" GARDEN HOSE WASHER RED RUBBER	10	300
G49-34F	3/4" GARDEN HOSE FILTER WASHER RUBBER	10	300

HOSE BIBS, SILLCOCKS & VACUUM BREAKERS

ALSO AVAILABLE

PLEASE SEE OUR VALVE CATALOG



CHROME PLATED BRASS FITTINGS

For use in combination with brass, copper, and iron pipe.

CHROME PLATED BRASS 90° ELBOW



PART #	SIZE	INNER	MASTER
CHNL3800	3/8"	25	300
CHNL1200	1/2"	25	200
CHNL3400	3/4"	25	100

CHROME PLATED BRASS 90° STREET



PART #	SIZE	INNER	MASTER
CHNS3800	3/8"	25	400
CHNS1200	1/2"	25	200

CHROME PLATED BRASS 45° ELBOW



PART #	SIZE	INNER	MASTER
CHFF3800	3/8"	25	400
CHFF1200	1/2"	25	200
CHFF3400	3/4"	25	100

CHROME PLATED BRASS TEE



PART #	SIZE	INNER	MASTER
CHTE3800	3/8"	25	200
CHTE1200	1/2"	25	100
CHTE3400	3/4"	25	75

CHROME PLATED BRASS COUPLING



PART #	SIZE	INNER	MASTER
CHCP3800	3/8"	25	300
CHCP1200	1/2"	25	200
CHCP3400	3/4"	25	100
CHCP1238	1/2" x 3/8"	25	200

CHROME PLATED BRASS BUSHING



PART #	SIZE	INNER	MASTER
CHBU1238	1/2" x 3/8"	25	450
CHBU3412	3/4" x 1/2"	25	100

CHROME PLATED BRASS PLUG



PART #	SIZE	INNER	MASTER
CHPL3800	3/8"	25	600
CHPL1200	1/2"	25	600
CHPL3400	3/4"	25	300

CHROME PLATED BRASS CAP



PART #	SIZE	INNER	MASTER
CHCA3800	3/8"	25	300
CHCA1200	1/2"	25	200
CHCA3400	3/4"	25	100

CHROME PLATED BRASS UNION



PART #	SIZE	INNER	MASTER
CHUN3800	3/8"	25	150
CHUN1200	1/2"	25	75
CHUN3400	3/4"	25	75

CHROME PLATED BRASS NIPPLES

For use in combination with brass, copper, and iron pipe.

CHROME PLATED BRASS NIPPLES



PART #	SIZE	MASTER
NPCH3800	3/8" x Close	25
NPCH3811	3/8" x 1-1/2"	25
NPCH3820	3/8" x 2"	25
NPCH3821	3/8" x 2-1/2"	25
NPCH3830	3/8" x 3"	25
NPCH3831	3/8" x 3-1/2"	25
NPCH3840	3/8" x 4"	25
NPCH3841	3/8" x 4-1/2"	25
NPCH3850	3/8" x 5"	25
NPCH3851	3/8" x 5-1/2"	25
NPCH3860	3/8" x 6"	25

CHROME PLATED BRASS NIPPLES



PART #	SIZE	MASTER
NPCH1200	1/2" x Close	25
NPCH1211	1/2" x 1-1/2"	25
NPCH1220	1/2" x 2"	25
NPCH1221	1/2" x 2-1/2"	25
NPCH1230	1/2" x 3"	25
NPCH1231	1/2" x 3-1/2"	25
NPCH1240	1/2" x 4"	25
NPCH1241	1/2" x 4-1/2"	25
NPCH1250	1/2" x 5"	25
NPCH1251	1/2" x 5-1/2"	25
NPCH1260	1/2" x 6"	25

CHROME PLATED BRASS NIPPLES



PART #	SIZE	MASTER
NPCH3400	3/4" x Close	25
NPCH3411	3/4" x 1-1/2"	25
NPCH3420	3/4" x 2"	25
NPCH3421	3/4" x 2-1/2"	25
NPCH3430	3/4" x 3"	25
NPCH3431	3/4" x 3-1/2"	25
NPCH3440	3/4" x 4"	25
NPCH3441	3/4" x 4-1/2"	25
NPCH3450	3/4" x 5"	25
NPCH3451	3/4" x 5-1/2"	25
NPCH3460	3/4" x 6"	25

NEEDLE VALVES

For use on potable water, instrumentation, hydraulic and pneumatic systems. Not intended for natural gas or LPG.

STRAIGHT NEEDLE VALVES COMP X COMP



PART #	SIZE	INNER	MASTER
NV62-14-NL	1/4" COMP	20	400
NV62-3814-NL	3/8" COMP x 1/4" COMP	20	400
NV62-38-NL	3/8" COMP	20	400

STRAIGHT NEEDLE VALVES COMP X MIP



PART #	SIZE	INNER	MASTER
NV68-1418-NL	1/4" COMP x 1/8" MIP	20	400
NV68-3814-NL	3/8" COMP x 1/4" MIP	20	400

STRAIGHT NEEDLE VALVE MIP X MIP



PART #	SIZE	INNER	MASTER
NV58-14-NL	1/4" MIP x 1/4" MIP	20	400

STRAIGHT NEEDLE VALVE FIP X FIP



PART #	SIZE	INNER	MASTER
NV59-14-NL	1/4" FIP x 1/4" FIP	20	400

ANGLE NEEDLE VALVES COMP X MIP



PART #	SIZE	INNER	MASTER
NV69-1418-NL	1/4" COMP x 1/8" MIP	20	400
NV69-14-NL	1/4" COMP x 1/4" MIP	20	400
NV69-3814-NL	3/8" COMP x 1/4" MIP	20	400

ANGLE NEEDLE VALVES COMP X MIP W/ EXTENSION



PART #	SIZE	INNER	MASTER
NV69X-1418-NL	1/4" COMP x 1/8" MIP	20	400

HUMIDIFIER VALVES



PART #	SIZE	INNER	MASTER
NV64-383814-NL	3/8" x 3/8" x 1/4" OD COMP	10	100

SADDLE VALVE KITS



PART #	SIZE	INNER	MASTER
NVSP69-14-NL	1/4" COMP x 1/8" MIP	20	400
NVSP69-38-NL	3/8" COMP x 1/8" MIP	20	400

ICE MAKER KITS







ICE MAKER KIT SADDLE VALVE W/ COPPER TUBING

PART #	SIZE	INNER	MASTER
26815-NL	1/4" x 15' Copper Tubing for Icemaker Kit	1	25
26825-NL	1/4" x 25' Copper Tubing for Icemaker Kit	1	25

ICE MAKER KIT SADDLE VALVE W/ POLY TUBING

PART #	SIZE	INNER	MASTER
26725-NL	1/4" x 25' Poly Tubing for Icemaker Kit	1	50

POLY TUBING ROLL FOR ICEMAKER

PART #	SIZE	INNER	MASTER
PT500	1/4" x 500' Poly Tubing	1	20

PUSHLOCK™

PUSH-FIT TECHNOLOGY

PUSH-FIT
CONNECTION SYSTEM
FITTINGS & VALVES
PEX, CPVC or Copper

LEAD FREE



PUSHLOCK
PUSH-FIT TECHNOLOGY

THE SMART PLUMBING SOLUTION
QUICK & EASY CONNECTION

VALVES & FITTINGS



FEATURES & BENEFITS

- Shortens repair time on jobs.
- Lead Free removable brass fittings in sizes 1/2" to 1".
- Certified for potable water and hydronic applications.
- No Tools, No Heat, No Glue, No Flux and No Solder required.
- Connects PEX, CPVC, or COPPER pipe in any combination.
- Quick and easy, removable and reusable installation.
- Made with Lead Free DZR Forged Brass.
- Ideal for service and repair - even on wet lines.
- Pre-lubricated for quick installation.
- EPDM O-Ring for leak free seals.



SPECIFICATIONS & APPROVALS

- Certified to 200 PSI and 200°F
- Certified by UPC / IAPMO, to meet Lead-Free Potable Water Laws.
- ANSI/NSF-14/G Compliant
- AWWA C800 Compliant
- Meets ASME B1.20.1, ASSE 1061
- Manufactured in an ISO Accredited Facility.

LEAD FREE

PUSH-FIT VALVES

PUSH x PUSH BALL VALVE

IMAGE	ITEM #	SIZE	INNER	MASTER
	UPBV12	1/2"	5	50
	UPBV34	3/4"	5	50
	UPBV1	1"	3	30



- Lead Free
- 1/4 Turn On/Off
- 200PSI WOG

- Full port ball valve design
- Forged brass construction
- Single lever heavy duty rust resistant handle with vinyl grip

PUSH x FEMALE BALL VALVE

IMAGE	ITEM #	SIZE	INNER	MASTER
	UPBVF12	1/2"	5	50
	UPBVF34	3/4"	5	50
	UPBVF1	1"	3	30



- Lead Free
- 1/4 Turn On/Off
- 200PSI WOG

- Full port ball valve design
- Forged brass construction
- Single lever heavy duty rust resistant handle with vinyl grip

PUSH-FIT 1/4 TURN ANGLE STOP

	UPASC1214	1/2" x 1/4"C	5	30
	UPASC1238	1/2" x 3/8"C	5	30
	UPASP1212	1/2"x 1/2"	5	30



- Lead Free
- 1/4 Turn On/Off
- 200PSI WOG

- Chrome finish
- Metal handle
- Slim fitting design

PUSH-FIT 1/4 TURN STRAIGHT STOP

	UPSSC1214	1/2" x 1/4"C	5	30
	UPSSC1238	1/2" x 3/8"C	5	30
	UPSSP1212	1/2" x 1/2"	5	30



- Lead Free
- 1/4 Turn On/Off
- 200PSI WOG

- Chrome finish
- Metal handle
- Slim fitting design

PUSH-FIT FITTINGS

COUPLINGS



PUSH x PUSH

ITEM #	SIZE	INNER	MASTER
UPSC12	1/2"	25	250
UPSC34	3/4"	15	150
UPSC1	1"	5	50
REDUCING			
UPSC3412	3/4" x 1/2"	15	150
UPSC134	1" x 3/4"	5	50

ADAPTERS



PUSH x FEMALE

ITEM #	SIZE	INNER	MASTER
UPFC12	1/2"	30	300
UPFC34	3/4"	15	150
UPFC1	1"	5	50
REDUCING			
UPFC1234	1/2" x 3/4"	15	150
UPFC134	1" x 3/4"	5	50



PUSH x MALE

ITEM #	SIZE	INNER	MASTER
UPMC12	1/2"	25	250
UPMC34	3/4"	15	150
UPMC1	1"	5	50
REDUCING			
UPMC1234	1/2" x 3/4"	15	150
UPMC134	1" x 3/4"	5	50

TEES



PUSH x PUSH x PUSH

ITEM #	SIZE	INNER	MASTER
UPET12	1/2"	10	100
UPET34	3/4"	5	50
UPET1	1"	3	30
REDUCING			
UPET121234	1/2" x 1/2" x 3/4"	10	100
UPET12121	1/2" x 1/2" x 1"	5	50
UPET341212	3/4 x 1/2 x 1/2	3	30
UPET341234	3/4" x 1/2" x 3/4"	10	100
UPET343412	3/4" x 3/4" x 1/2"	5	50
UPET1134	1" x 1" x 3/4"	3	30

FEMALE CENTER TEES



PUSH x PUSH x FEMALE

ITEM #	SIZE	INNER	MASTER
UPCTF12	1/2"	10	100
UPCTF34	3/4"	5	50

ELBOWS



PUSH x PUSH

ITEM #	SIZE	INNER	MASTER
UPE9012	1/2"	30	300
UPE9034	3/4"	15	150
UPE901	1"	5	50
REDUCING			
UPE903412	3/4" x 1/2"	10	100



PUSH x FEMALE

ITEM #	SIZE	INNER	MASTER
UPFE12	1/2"	15	150
UPFE34	3/4"	10	100
UPFE1	1"	5	50



PUSH x MALE

ITEM #	SIZE	INNER	MASTER
UPME12	1/2"	20	200
UPME34	3/4"	10	100
UPME1	1"	5	50

DROP EAR ELBOW



PUSH x FEMALE

ITEM #	SIZE	INNER	MASTER
UPDEF1212	1/2"	20	200

SLIP FITTINGS



SLIP COUPLING PUSH x PUSH

ITEM #	SIZE	INNER	MASTER
UPRC1212	1/2"	10	100
UPRC3434	3/4"	5	50



SLIP TEE PUSH x PUSH x PUSH

ITEM #	SIZE	INNER	MASTER
UPRT1212	1/2"	5	50
UPRT3434	3/4"	5	50



PUSH-FIT STOP END

ITEM #	SIZE	INNER	MASTER
UPSE12	1/2"	30	300
UPSE34	3/4"	20	200
UPSE1	1"	15	150



REMOVAL TOOL

ITEM #	SIZE	INNER	MASTER
UPTR012	1/2"	25	250
UPTR034	3/4"	25	250
UPTR001	1"	25	250

PUSHLOCK™
PUSH-FIT TECHNOLOGY

PUSH-FIT STAINLESS STEEL WATER HEATER CONNECTORS





ITEM #	SIZE	INNER	MASTER
STAINLESS STEEL BRAIDED WATER HEATER CONNECTOR			
FTWC-B34-15C	3/4" FIP X 3/4 " PUSH	1	25
FTWC-B34-18C	3/4" FIP X 3/4" PUSH	1	25

ITEM #	SIZE	INNER	MASTER
STAINLESS STEEL CORRUGATED WATER HEATER CONNECTOR			
FTWC-S34-18C	3/4" FIP X 3/4 " PUSH	1	25
FTWC-S34-24C	3/4" FIP X 3/4" PUSH	1	25

PUSH X STREET ADAPTER W/ 5" EXTENSION

NEW
INNOVATIVE SOLUTION



ITEM #	SIZE	INNER	MASTER
PUSH x STREET REPAIR EXTENSION			
UPCS1212	1/2" Push x 1/2" Street	5	50

- Lead Free
- Forged brass and copper construction
- Complies with ASSE 1061
- Compatible with Copper, CPVC, PEX, & PE-RT

When water line connection from wall is too short, simply attach the Push x Street Repair Extension.







The Push x Street Repair Extension can also be used with a coupling to replace and repair larger areas of pipe.



UNIBOX




Includes: 2 boxes, 2 valves & nuts, faceplates, mounting brackets and interlocking center clip

SINGLE PART#	DOUBLE PART #	DESCRIPTION	CASE	PALLET
Push-Fit Unibox Double Interlocking Box				
SB110-U	**SB120-U**	Double Interlocking Box	10	440
SB110-UH	**SB120-UH**	Double Interlocking Box w/ Hammer Arrestor	10	440

CENTER BOX




Includes: 2 valves & nuts, faceplate and 2 mounting brackets

ITEM #	DESCRIPTION	CASE	PALLET
Push-Fit Center Outlet Washing Machine Box			
SB300-U	Center Outlet Box - Valves Installed	10	440
SB300-UH	Center Outlet Box w/ Hammer Arrester	10	440

FLEX BOX




Includes: 2 valves & nuts, faceplate and 2 mounting brackets

ASSEMBLED#	UNASSEMBLED#	DESCRIPTION	CASE	PALLET
Push-Fit Flexbox Dual Outlet Box				
SB200-U	**SB201-U**	Dual Outlet Box	12	480
SB200-UH	**SB201-U**	Dual Outlet Box w/ Hammer Arrester	12	480

UniBox Icemaker




Includes: Valve & nut, faceplate, mounting brackets and interlocking center clip

PART#	DESCRIPTION	CASE	PALLET
Push-Fit Unibox Icemaker Outlet Box			
SB100-U	Icemaker Outlet Box	20	880
SB100-UH	Icemaker Outlet Box w/ Hammer	20	880

Washing Machine Valve




RED PART#	BLUE PART#	DESCRIPTION	CASE	PALLET
Washing Machine Valves				
540U	**541U**	1/4 Turn Valve Top Handle	10	100
540UH	**541UH**	1/4 Turn Valve w/ Hammer	5	50

Ice Maker Valve




PART#	DESCRIPTION	INNER	MASTER
Ice Maker Valve			
545U	White 1/4 Turn Icemaker Valve	10	100
545UH	White 1/4 Turn Icemaker Valve With Hammer	5	50

DIELECTRIC UNIONS & NIPPLES

Dielectric Unions

Lead Free • ISO 9001



- Lead Free
- Meets ASTM F492-95
- Rated Up to 230°F

Female x Female Dielectric Unions

PART #	SIZE	DESCRIPTION	INNER	MASTER
DUFF0012-NL	1/2"	Union	15	120
DUFF0034-NL	3/4"	Union	12	96
DUFF0100-NL	1"	Union	6	48
DUFF0114-NL	1-1/4"	Union	6	36
DUFF0112-NL	1-1/2"	Union	4	24
DUFF0200-NL	2"	Union	3	18
DUFF0212-NL	2-1/2" Flanged	Union	1	4
DUFF0300-NL	3" Flanged	Union	1	4
DUFF0400-NL	4" Flanged	Union	1	2



Female x SWT Dielectric Unions

PART #	SIZE	DESCRIPTION	INNER	MASTER
DUFS0012-NL	1/2"	Union	12	144
DUFS0034-NL	3/4"	Union	15	120
DUFS3412-NL	3/4" X 1/2"	Union	15	120
DUFS0100-NL	1"	Union	12	72
DUFS0114-NL	1-1/4"	Union	6	48
DUFS0112-NL	1-1/2"	Union	6	36
DUFS0200-NL	2"	Union	3	18
DUFS0212-NL	2-1/2" Flanged	Union	1	4
DUFS0300-NL	3" Flanged	Union	1	4
DUFS0400-NL	4" Flanged	Union	1	2



Male x SWT Dielectric Unions

PART #	SIZE	DESCRIPTION	INNER	MASTER
DUMS0012-NL	1/2"	Union	12	96
DUMS0034-NL	3/4"	Union	12	72
DUMS3412-NL	3/4" X 1/2"	Union	12	72

Dielectric Nipples

Lead Free • ISO 9001

- 300 PSI
- Rated Up to 230° F
- ASTM A53, ANSI B1.20.1 & ASTM F492-95
- Galvanized Dielectric Nipples
- Pex Liner
- Metal to Metal Design



Thread x Thread Dielectric Nipples

PART #	SIZE	DESCRIPTION	INNER	MASTER
DNTT1225	1/2" X 2-1/2"	Nipples	25	300
DNTT1230	1/2" X 3"	Nipples	25	300
DNTT1240	1/2" X 4"	Nipples	25	200
DNTT3425	3/4" X 2-1/2"	Nipples	25	300
DNTT3430	3/4" X 3"	Nipples	25	200
DNTT3440	3/4" X 4"	Nipples	25	200
DNTT1025	1" X 2-1/2"	Nipples	25	100
DNTT1030	1" X 3"	Nipples	25	100
DNTT1040	1" X 4"	Nipples	25	100
DNTT1140	1-1/4" X 4"	Nipples	25	100
DNTT1540	1-1/2" X 4"	Nipples	25	50
DNTT2040	2" X 4"	Nipples	1	40
DNTT2560	2-1/2" X 6"	Nipples	1	20
DNTT3060	3" X 6"	Nipples	1	10
DNTT4060	4" X 6"	Nipples	1	8



Grooved x Grooved Dielectric Nipples

PART #	SIZE	DESCRIPTION	INNER	MASTER
DNGG2040	2" X 4"	Nipples	1	1
DNGG2560	2-1/2" X 6"	Nipples	1	1
DNGG3060	3" X 6"	Nipples	1	10
DNGG4060	4" X 6"	Nipples	1	1



Threaded x Grooved Dielectric Nipples

PART #	SIZE	DESCRIPTION	INNER	MASTER
DNTG2040	2" X 4"	Nipples	1	40
DNTG2560	2-1/2" X 6"	Nipples	1	20
DNTG3060	3" X 6"	Nipples	1	10
DNTG4060	4" X 6"	Nipples	1	8

COMPANION FLANGES

- Lead Free Brass is NSF 61-4 and AB1953 Approved • Stocked from 1/8” through 4”
- Conforms to ASTM B62 and applicable ANSI standards • 100% air tested • Manufactured at ISO 9001:2000 facilities



COMPANION FLANGE THREADED

SIZE	LEAD FREE ITEM	DESCRIPTION	INNER	MASTER
1/2"	**BRCFI012-NL**	150 Threaded Companion Flange	1	50
3/4"	**BRCFI034-NL**	150 Threaded Companion Flange	1	50
1"	**BRCFI100-NL**	150 Threaded Companion Flange	1	30
1-1/4"	**BRCFI114-NL**	150 Threaded Companion Flange	1	24
1-1/2"	**BRCFI112-NL**	150 Threaded Companion Flange	1	15
2"	**BRCFI200-NL**	150 Threaded Companion Flange	1	10
2-1/2"	**BRCFI212-NL**	150 Threaded Companion Flange	1	4
3"	**BRCFI300-NL**	150 Threaded Companion Flange	1	4
4"	**BRCFI400-NL**	150 Threaded Companion Flange	1	2



COMPANION FLANGE SWEAT

SIZE	LEAD FREE ITEM	DESCRIPTION	INNER	MASTER
1/2"	**BRCFS012-NL**	125 Sweat Companion Flange	1	50
3/4"	**BRCFS034-NL**	125 Sweat Companion Flange	1	50
1"	**BRCFS100-NL**	125 Sweat Companion Flange	1	30
1-1/4"	**BRCFS114-NL**	125 Sweat Companion Flange	1	24
1-1/2"	**BRCFS112-NL**	125 Sweat Companion Flange	1	15
2"	**BRCFS200-NL**	125 Sweat Companion Flange	1	10
2-1/2"	**BRCFS212-NL**	125 Sweat Companion Flange	1	4
3"	**BRCFS300-NL**	125 Sweat Companion Flange	1	4
4"	**BRCFS400-NL**	125 Sweat Companion Flange	1	2
6”	**BRCFS600-NL**	125 Sweat Companion Flange	1	1

CPVC ADAPTERS

Transition Fittings

Made with Lubrizol licensed FlowGuard Gold CPVC compound. Product manufacturing design, materials & production, all meet or exceed industry standards. IAPMO listed, meeting cUPC, ANSI/NSF/61 and AB1953 standards. Manufactured in ISO 9001 approved facilities.

FLOWGUARD GOLD PIPE & FITTINGS

PEX x CPVC Socket Adapter

F1807 & F1960 • Lead Free Brass



- Durable Over Molded One-Piece
- Pressure Rating 100 PSI at 180°F
- Pressure Rating 150 PSI at 100°F
- Intended for water service up to 180°F
- Certified to comply with: NSF/ANSI/CAN61
- IAPMO listed to NSF/ANSI 14, D2846 & CSA B137.6

F1807 PART #	F1960 PART #	SIZE	DESCRIPTION	INNER	MASTER
BRCPPF012-NL	BRCPEF012-NL	1/2"	Adapter	50	500
BRCPPF034-NL	BRCPEF034-NL	3/4"	Adapter	25	250
BRCPPF100-NL	BRCPEF100-NL	1"	Adapter	20	120
BRCPPF3401-NL		3/4 x 1 "	Adapter	20	120

PEX x CPVC Adapter

F1807 • Lead Free Stainless Steel



- Durable Over Molded One-Piece
- Pressure Rating 100 PSI at 180°F
- Pressure Rating 150 PSI at 100°F
- Intended for water service up to 180°F
- Certified to comply with: NSF/ANSI/CAN61
- IAPMO listed to NSF/ANSI 14, D2846 & CSA B137.6

F1807 PART #	SIZE	DESCRIPTION	INNER	MASTER
SSCPP012-NL	Spigot 1/2"	Adapter	50	500
SSCPP034-NL	Spigot 3/4"	Adapter	25	250
SSCPPF012-NL	Socket 1/2"	Adapter	50	500

Male x CPVC Adapter

Lead Free Brass



- Durable Over Molded One-Piece
- Pressure Rating 100 PSI at 180°F
- Pressure Rating 150 PSI at 100°F

PART #	SIZE	DESCRIPTION	INNER	MASTER
BRCPM012-NL	1/2"	Adapter	16	384
BRCPM034-NL	3/4"	Adapter	8	240
BRCPM100-NL	1"	Adapter	6	150
BRCPM114-NL	11/4"	Adapter	4	40
BRCPM112-NL	11/2"	Adapter	4	40
BRCPM200-NL	2"	Adapter	6	30

Male x CPVC Adapter

Lead Free Stainless Steel



- Durable Over Molded One-Piece
- Pressure Rating 100 PSI at 180°F
- Pressure Rating 150 PSI at 100°F

PART #	SIZE	DESCRIPTION	INNER	MASTER
SSCPM012-NL	1/2"	Adapter	40	400
SSCPM034-NL	3/4"	Adapter	30	300
SSCPM100-NL	1"	Adapter	20	120
SSCPM114-NL	11/4"	Adapter	10	60
SSCPM112-NL	11/2"	Adapter	10	40
SSCPM200-NL	2"	Adapter	8	32

Female x CPVC Adapter

Lead Free Brass



- Durable Over Molded One-Piece
- Pressure Rating 100 PSI at 180°F
- Pressure Rating 150 PSI at 100°F

PART #	SIZE	DESCRIPTION	INNER	MASTER
BRCPF012-NL	1/2"	Adapter	16	384
BRCPF034-NL	3/4"	Adapter	8	240
BRCPF100-NL	1"	Adapter	6	150
BRCPF114-NL	11/4"	Adapter	7	70
BRCPF112-NL	11/2"	Adapter	7	70
BRCPF200-NL	2"	Adapter	6	30

Female x CPVC Adapter

Lead Free Stainless Steel



- Durable Over Molded One-Piece
- Pressure Rating 100 PSI at 180°F
- Pressure Rating 150 PSI at 100°F

PART #	SIZE	DESCRIPTION	INNER	MASTER
SSCPF012-NL	1/2"	Adapter	40	400
SSCPF034-NL	3/4"	Adapter	30	300
SSCPF100-NL	1"	Adapter	20	120
SSCPF114-NL	11/4"	Adapter	10	60
SSCPF112-NL	11/2"	Adapter	10	40
SSCPF200-NL	2"	Adapter	8	32

CPVC Drop Ear Elbow

Lead Free Brass



- Durable Over Molded One-Piece
- Pressure Rating 100 PSI at 180°F
- Pressure Rating 150 PSI at 100°F

PART #	SIZE	DESCRIPTION	INNER	MASTER
BRCPD012-NL	1/2"	Brass EarAdapter	50	200
BRCPD012P-NL	1/2"	Plastic Ear Adapter	50	200

CPVC Drop Ear Elbow

Lead Free Stainless Steel



- Durable Over Molded One-Piece
- Pressure Rating 100 PSI at 180°F
- Pressure Rating 150 PSI at 100°F

PART #	SIZE	DESCRIPTION	INNER	MASTER
SSCPD012-NL	1/2"	Plastic Ear Adapter	20	200
SSDP012-NL	1/2"	Steel Ear Adapter	20	200
SSDP034-NL	3/4"	Steel Ear Adapter	25	100

EVERFLOW™

VALVES & HYDRONICS

CATALOG



Trusted Quality. Premium Performance.



For 3 Generations, our team has worked diligently to build strong products with maximum quality, reliability & endurance.

Everflow's New Valve & Hydronics Catalog provides you access to our comprehensive range of valves and related products for commercial and residential applications.

We pride ourselves in providing the finest quality PVF products combined with integrity and dedication to superior customer support. Our national network of distribution centers, allows for increased inventory, shorter shipping times, while providing our customers with the most efficient and cost effective solutions.

Our products meet and exceed national standards, and are approved by many applicable approval agencies.

Our Brands

EVERFLOW™
Premier PVF & Specialty Products

Our Flagship Brand of Quality Valves & Plumbing Products

RAVEN™
SPECIALTY PRODUCTS

Specialty Valves & Hydronic Solutions

FLEXTRON®

Gas Appliance Valves, Connectors & Expansion Tanks

PUSHLOCK™
PUSH-FIT TECHNOLOGY

Push to Connect Valves & Fittings

PEXFLOW™

Pex Valves, Fittings & Accessories

Table of Contents

BALL VALVES

Threaded/Sweat Ball Valves	Pg. 4-12
Gas Ball Valves	Pg. 14-15
Press Ball Valves	Pg. 16-20
Compression Ball Valves	Pg. 13
Push Fit Ball Valves	Pg. 21
Pex F1807 Ball Valves	Pg. 22-26
Pex F1960 Ball Valves	Pg. 26-29
Mini Ball Valves	Pg. 34

SPECIALTY BALL VALVES

Hose Ball Valves	Pg. 11
Flanged Ball Valves	Pg. 30-31
Tankless water Heater Valves	Pg. 32
Hi-Flow 3-Way Drain Valves	Pg. 33
Purge Station Valves	Pg. 35
Expansion Tank Valves	Pg. 34
OP45 One Piece Gas Ball Valve	Pg. 15
Gas Ball Valve w/Screwdriver Slot	Pg. 10

CHECK VALVES

Swing Check Valves	Pg. 36
Press Swing Check Valves	Pg. 36
Inline Swing Check Valves	Pg. 37
Press Swing Check Valves	Pg. 37
Y-Strainer	Pg. 37

GATE VALVES

Brass Gate Valves	Pg. 38
Heavy Duty Brass Gate Valves	Pg. 39
Long Bonnet Gate Valves	Pg. 40-41

COMPRESSION STOP VALVES

Straight Short Globe Valves	Pg. 40
Angle Short Globe Valves	Pg. 41
Stop and Waste Valves	Pg. 40-41
Long Bonnet Stop Valves	Pg. 41

THERMOPLASTIC VALVES

PVC Valves	Pg. 50-53
PVC Specialty Fittings	Pg. 54-55

DRAIN VALVES & SILLCOCKS

Boiler Drains	Pg. 42-43
Hose Bibs	Pg. 44
Sillcocks	Pg. 44-45
Frost Free Sillcocks	Pg. 46-48
Sillcock Replacement Parts	Pg. 46-48

HYDRONIC HEATING & COMPONENTS

Feed Pressure Water Regulator	Pg. 73
Backflow Preventer	Pg. 73
Heating Boiler Air Scoop	Pg. 73
Automatic Air Vent	Pg. 73
Spiral Air Vent	Pg. 74
Thermal & Hydronic Tanks	Pg. 75
Pex Manifolds & Accessories	Pg. 83
Steel Manifolds	Pg. 84
Copper Manifolds	Pg. 85
Radiator Valves	Pg. 76-77
Union Elbow	Pg. 78
Monoflow Tees	Pg. 78
Radiator Valve Tools & Parts	Pg. 79
Thermometers & Gauges	Pg. 68-71

WATER SUPPLY

Press Stops	Pg. 56-57
Multi Turn Stops	Pg. 58
Quarter Turn Stops	Pg. 59-62
Push-Fit Stops	Pg. 62
Washing Machine Valve	Pg. 63
Ice Maker Valve	Pg. 63
Dishwasher Valve	Pg. 63
Anti-Sweat Valve	Pg. 63

SPECIALTY FITTINGS & ACCESSORIES

Compression Couplings	Pg. 13
Dielectric Unions & Nipples	Pg. 66
CPVC Transition Fittings	Pg. 65
Water Meter Couplings	Pg. 64
Meter Bars	Pg. 67
Safety Signs	Pg. 86

EVERFLOW™

Built to Perform.



610 Series Premium Ball Valve

UL Listed • FM & CSA Certified • Lead Free • Full Port • 600 WOG

The 610 Series Premium Ball Valves are used in commercial, industrial and residential applications for a full range of liquids and gases. The body is constructed of durable lead free DZR brass material. The valve features a bottom-loaded blowout-out stem. Stainless steel ball and PTFE seats create a positive seal, reducing friction and minimizing wear.



- Available in 1/4"- 4" Threaded & Sweat
- UL Listed 842,125 125 psig
- FM Certified FM1140 600 psig 1/4"- 2" IPS, 1/2"- 2" SWT
- CSA Certified 1/2 psig / 5 psig / 125 psig 1/4"- 4"
- Lead Free
- Temperature Range: -20°F to 300°F
- Threaded end connections comply with ANSI/ASME B1.20.1
- Solder end connections comply with ANSI/ASME B16.18

610 SERIES SPECIFICATIONS



- Easy Grip Rubber Handle
- PTFE Stem Packing Seal
- 304 Stainless Steel Ball
- Sweat & Threaded Ends

BALL VALVES

605 Series Premium Brass Ball Valve

CSA Certified • Lead Free • Full Port • 600 WOG





- Dezincification Resistent (DZR) Lead Free Brass Material
- Stainless Steel Ball 1-1/4"- 2", Chrome Plated Ball 1/2"- 1"
- PTFE Stem Packing Seal and Seats
- Blow Out Proof Stem
- Ends Conform to ANSI B1.20.1 / ASME B16.22
- CSA Certified Threaded 1/4"- 2"
- Conforms to NSF/ANSI-61, NSF/ANSI-372, IGC-157
- 600 psi WOG 150 psi WSP
- Temperature Range: -20°F to 300°F
- ISO:9001 Approved Manufacturer

THREADED PART #	SWEAT PART #	SIZE	DESCRIPTION	INNER	MASTER
605T012-NL	**605C012-NL**	1/2"	Full Port Ball Valve	10	100
605T034-NL	**605C034-NL**	3/4"	Full Port Ball Valve	10	100
605T001-NL	**605C001-NL**	1"	Full Port Ball Valve	5	50
605T114-NL	**605C114-NL**	1-1/4"	Full Port Ball Valve	5	25
605T112-NL	**605C112-NL**	1-1/2"	Full Port Ball Valve	5	25
605T002-NL	**605C002-NL**	2"	Full Port Ball Valve	2	12
605T212-NL	**605C212-NL**	2-1/2"	Full Port Ball Valve	2	8
605T003-NL	**605C003-NL**	3"	Full Port Ball Valve	2	6
605T004-NL	**605C004-NL**	4"	Full Port Ball Valve	2	4

610 Series Premium Brass Ball Valve

UL Listed • FM & CSA Certified • Lead Free • Full Port • 600 WOG





- Dezincification Resistent (DZR) Lead Free Brass Material
- Stainless Steel Ball
- PTFE Stem Packing Seal and Seats
- Blow Out Proof Stem Design
- Ends Conform to ANSI B1.20.1 / ASME B16.22
- Conforms to NSF/ANSI-61, NSF/ANSI-372, IGC-157
- UL Listed 842,125 125 psig
- FM Certified FM1140 600 psig 1/4"- 2" IPS, 1/2"- 2" SWT
- CSA Certified 1/2 psig / 5 psig / 125 psig 1/4"- 4"
- 600 psi WOG 150 psi WSP
- Temperature Range: -20°F to 300°F
- ISO:9001 Approved Manufacturer

THREADED PART #	SWEAT PART #	SIZE	DESCRIPTION	INNER	MASTER
610T014-NL	-	1/4"	Full Port Ball Valve	12	144
610T038-NL	-	3/8"	Full Port Ball Valve	12	144
610T012-NL	**610C012-NL**	1/2"	Full Port Ball Valve	10	100
610T034-NL	**610C034-NL**	3/4"	Full Port Ball Valve	10	100
610T001-NL	**610C001-NL**	1"	Full Port Ball Valve	5	50
610T114-NL	**610C114-NL**	1-1/4"	Full Port Ball Valve	12	24
610T112-NL	**610C112-NL**	1-1/2"	Full Port Ball Valve	5	25
610T002-NL	**610C002-NL**	2"	Full Port Ball Valve	2	12
610T212-NL	**610C212-NL**	2-1/2"	Full Port Ball Valve	3	6
610T003-NL	**610C003-NL**	3"	Full Port Ball Valve	2	6
610T004-NL	**610C004-NL**	4"	Full Port Ball Valve	2	4

BALL VALVES

800 Series High-Grade Ball Valve

RAVEN SPECIALTY PRODUCTS

Stainless Steel Handle • FM & CSA Certified • Lead Free • Full Port • 600 WOG

IPS



800C012-NL

SWT



800T012-NL

- Dezincification Resistent (DZR) Lead Free Brass Material
- Stainless Steel Ball
- PTFE Stem Packing Seal and Seats
- Blow Out Proof Bottom Loaded Stem
- Vinyl Grip Lever Handle
- Stainless Steel Handle
- Ends Conform to ANSI B1.20.1 / ASME B16.22
- Conforms to NSF/ANSI-61, NSF/ANSI-372, IGC-157
- UL Listed/FM Certified Threaded
- CSA Certified Threaded
- 600 psi WOG 150 psi WSP
- Temperature Max: 400°F
- ISO:9001 Approved Manufacturer

THREADED PART #	SWEAT PART #	SIZE	DESCRIPTION	INNER	MASTER
800T014-NL	**800C014-NL**	1/4"	Full Port Ball Valve	12	144
800T038-NL	**800C038-NL**	3/8"	Full Port Ball Valve	12	144
800T012-NL	**800C012-NL**	1/2"	Full Port Ball Valve	10	100
800T034-NL	**800C034-NL**	3/4"	Full Port Ball Valve	10	100
800T001-NL	**800C001-NL**	1"	Full Port Ball Valve	5	50
800T114-NL	**800C114-NL**	1-1/4"	Full Port Ball Valve	12	24
800T112-NL	**800C112-NL**	1-1/2"	Full Port Ball Valve	5	25
800T002-NL	**800C002-NL**	2"	Full Port Ball Valve	2	12
800T212-NL	**800C212-NL**	2-1/2"	Full Port Ball Valve	3	6
800T003-NL	**800C003-NL**	3"	Full Port Ball Valve	2	6
800T004-NL	**800C004-NL**	4"	Full Port Ball Valve	2	4

615 Series Lead Free T-Handle Brass Ball Valve

CSA Certified • Lead Free • T-Handle with Vinyl Grip • Full Port • 600 WOG

IPS



615T001-NL

SWT



615C001-NL

- Dezincification Resistant (DZR) Lead Free Brass Material
- Forged Brass Body
- Blow Out Proof Stem Design
- Packing Nut & Packing On The Stem Seal
- Stainless Steel Ball
- Vinyl Grip T-Handle
- Ends Conform to ANSI B1.20.1 / ASME B16.22
- CSA Certified to: NSF/ANSI-61, NSF/ANSI-372,IGC-157
- 600 psi WOG 150 psi WSP
- Temperature Range: -20°F to 300°F
- ISO:9001 Approved Manufacturer

THREADED PART #	SWEAT PART #	SIZE	DESCRIPTION	INNER	MASTER
615T014-NL	-	1/4"	Full Port Ball Valve	10	100
615T012-NL	**615C012-NL**	1/2"	Full Port Ball Valve	10	100
615T034-NL	**615C034-NL**	3/4"	Full Port Ball Valve	10	100
615T001-NL	**615C001-NL**	1"	Full Port Ball Valve	5	50

BALL VALVES

L-610 Series Premium Lock Handle Ball Valve

RAVEN SPECIALTY PRODUCTS

UL Listed • FM & CSA Certified • Lead Free • Full Port • 600 WOG

IPS



L-610T034-NL

SWT



L-610C034-NL

- Dezincification Resistant (DZR) Lead Free Brass Material
- Latch Lock Handle with Vinyl Grip
- Forged Brass Body
- Stainless Steel Ball
- PTFE Stem Packing Seal and Seats
- Blow Out Proof Stem Design
- Ends Conform to ANSI B1.20.1 / ASME B16.22
- Conforms to NSF/ANSI-61, NSF/ANSI-372, IGC-157
- UL Listed 842,125 125 psig
- FM Certified FM1140 600 psig 1/4"- 2" IPS, 1/2"- 2" SWT
- CSA Certified 1/2 psig / 5 psig / 125 psig 1/4"- 4"
- 600 psi WOG 150 psi WSP
- Temperature Range: -20°F to 300°F
- ISO:9001 Approved Manufacturer

THREADED PART #	SWEAT PART #	SIZE	DESCRIPTION	INNER	MASTER
L-610T012-NL	**L-610C012-NL**	1/2"	Lock Handle Ball Valve	10	100
L-610T034-NL	**L-610C034-NL**	3/4"	Lock Handle Ball Valve	10	100
L-610T001-NL	**L-610C001-NL**	1"	Lock Handle Ball Valve	5	50
L-610T114-NL	**L-610C114-NL**	1-1/4"	Lock Handle Ball Valve	5	25
L-610T112-NL	**L-610C112-NL**	1-1/2"	Lock Handle Ball Valve	5	25
L-610T002-NL	**L-610C002-NL**	2"	Lock Handle Ball Valve	2	12
L-610T212-NL	**L-610C212-NL**	2-1/2"	Lock Handle Ball Valve	2	8
L-610T003-NL	**L-610C003-NL**	3"	Lock Handle Ball Valve	2	6
L-610T004-NL	**L-610C004-NL**	4"	Lock Handle Ball Valve	2	4

405 Series Lead Free Brass Ball Valve with Drain

Purge Drain • CSA Certified • Lead Free • Full Port • 600 WOG

IPS



405T034-NL

SWT



405C001-NL

- Dezincification Resistant (DZR) Lead Free Brass Material
- Brass Drain Cap with EPDM Washer
- Forged Brass Body
- Stainless Steel Ball
- PTFE Seats and Seals
- Blow Out Proof Stem
- Ends Conform to ANSI B1.20.1 / ASME B16.22
- Conforms to NSF/ANSI-61/372, IGC-157
- 600 psi WOG 150 psi WSP Service
- Temperature Range: -20°F to 300°F
- CSA Certified
- ISO:9001 Approved Manufacturer

THREADED PART #	SWEAT PART #	SIZE	DESCRIPTION	INNER	MASTER
405T012-NL	**405C012-NL**	1/2"	Ball Valve With Drain	10	100
405T034-NL	**405C034-NL**	3/4"	Ball Valve With Drain	10	100
405T001-NL	**405C001-NL**	1"	Ball Valve With Drain	5	50

855 Series High-Grade T-Handle Ball Valve

RAVEN SPECIALTY PRODUCTS

Stainless Steel T-Handle • FM & CSA Certified • Lead Free • Full Port • 600 WOG

IPS



855T012-NL

SWT



855C012-NL

- Dezincification Resistent (DZR) Lead Free Brass Material
- Stainless Steel Ball
- PTFE Stem Packing Seal and Seats
- Blow Out Proof Bottom Loaded Stem
- Vinyl Grip T-Handle
- Stainless Steel Handle
- Ends Conform to ANSI B1.20.1 / ASME B16.22
- Conforms to NSF/ANSI-61, NSF/ANSI-372, IGC-157
- UL Listed/FM Certified
- CSA Certified
- ISO:9001 Approved Manufacturer

THREADED PART #	SWEAT PART #	SIZE	DESCRIPTION	INNER	MASTER
-	**855C012-NL**	1/2"	Full Port Ball Valve	10	100
855T034-NL	**855C034-NL**	3/4"	Full Port Ball Valve	10	100
855T001-NL	-	1"	Full Port Ball Valve	5	50

825 Series Ball Valve with Drain

RAVEN SPECIALTY PRODUCTS

Purge Drain • CSA Certified • Lead Free • Full Port • 600 WOG

IPS



825T034-NL

SWT



825C001-NL

- Dezincification Resistant (DZR) Lead Free Brass Material
- Brass Drain Cap with EPDM Washer
- Forged Brass Body
- Stainless Steel Ball
- PTFE Seats and Seals
- Blow Out Proof Stem
- Vinyl Grip Lever Handle
- Ends Conform to ANSI B1.20.1 / ASME B16.22
- Conforms to NSF/ANSI-61/372, IGC-157
- 600 psi WOP 150 psi WSP Service
- Temperature Range: -20°F to 300°F
- CSA Certified
- ISO:9001 Approved Manufacturer

THREADED PART #	SWEAT PART #	SIZE	DESCRIPTION	INNER	MASTER
825T012-NL	**825C012-NL**	1/2"	Full Port Ball Valve	10	100
825T034-NL	**825C034-NL**	3/4"	Full Port Ball Valve	10	100
825T001-NL	-	1"	Full Port Ball Valve	5	50

BALL VALVES

Screwdriver Slotted Ball Valves

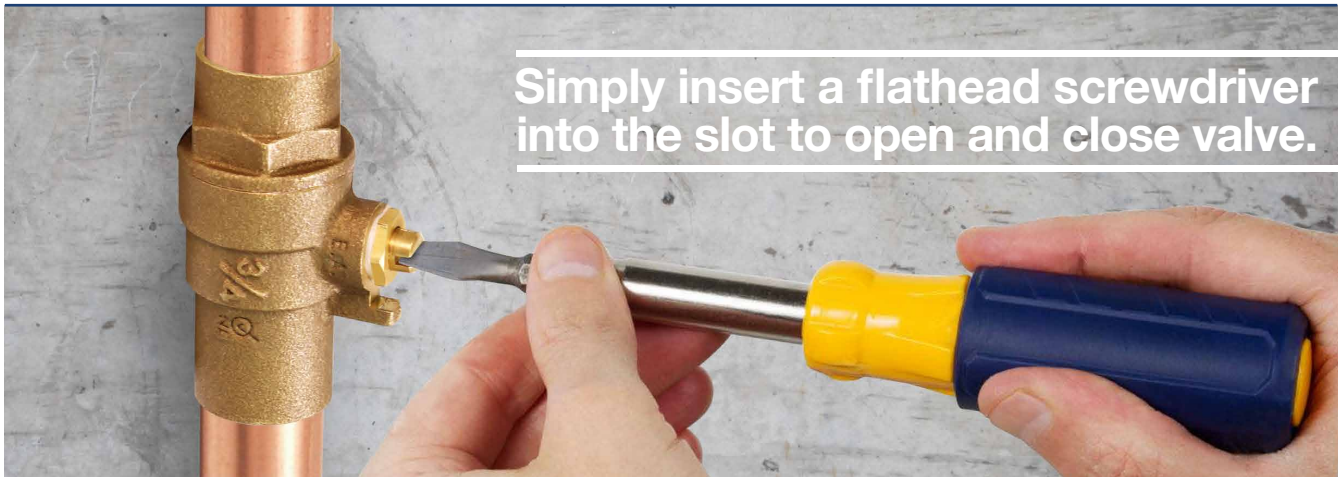

620 Series Ball Valve

Lead Free • Screwdriver Slotted Handle • Cast Brass Body •



- Dezincification Resistant (DZR) Lead Free Brass Material
- Screwdriver Slottted Handle
- Cast Brass Body
- Blow Out Proof Stem Design
- Stainless Steel Ball
- Conforms to NSF/ANSI 372
- Pressure Rating is 400 WOG Non Shock
- Temperature Rating is 250°F

PART #	SIZE	DESCRIPTION	INNER	MASTER
620S012-NL	1/2"	Ball Valve W/Screw Driver Slot	10	100
620S034-NL	3/4"	Ball Valve W/Screw Driver Slot	10	120
620S001-NL	1"	Ball Valve W/Screw Driver Slot	6	60

53 Series Long Bonnet Ball Valve

Lead Free • Standard Port • Forged Brass Body • T-Handle With Vinyl Grip



- Long Bonnet T-Handle allows easy shutoff access
- Forged Brass Body
- Chrome Plated Ball
- 175 psi Steam 600 psi WOG
- Temperature Range is -20°C to 120°C
- CSA Certified

THREADED PART #	SWEAT PART #	SIZE	DESCRIPTION	INNER	MASTER
53122-NL	**53121-NL**	1/2"	Long Bonnet Ball Valve	10	100
53342-NL	**53341-NL**	3/4"	Long Bonnet Ball Valve	10	100

Press Long Bonnet Ball Valve

PRESS PART #	SIZE	DESCRIPTION	INNER	MASTER
530R012-NL	1/2"	Press Long Bonnet Ball Valve	10	100
530R034-NL	3/4"	Press Long Bonnet Ball Valve	10	100

BALL VALVES

MIP x FIP Ball Valve

RAVEN SPECIALTY PRODUCTS

Lead Free • Full Port • 600 WOG



- Dezincification Resistant (DZR) Lead Free Brass Material
- Brass Body
- Blow Out Proof Stem Design
- Packing Nut, O-Ring & PTFE Seal on the Seal
- Stainless Steel Ball
- Vinyl Grip Lever Handle
- Ends Conform to ANSI B1.20.1 / ASME B16.22
- CSA Certified to NSF/ANSI-61, NSF/ANSI-372,IGC-157
- Pressure Rating: 600 psi WOG 150 psi WSP
- Temperature Range -20°F to 300°F
- ISO:9001 Approved Manufacturer

PART #	SIZE	DESCRIPTION	INNER	MASTER
600MF012-NL	1/2"	Full Port Ball Valve	10	100
600MF034-NL	3/4"	Full Port Ball Valve	10	100
600MF001-NL	1"	Full Port Ball Valve	5	50
600MF114-NL	1-1/4"	Full Port Ball Valve	12	24
600MF112-NL	1-1/2"	Full Port Ball Valve	5	25
600MF002-NL	2"	Full Port Ball Valve	2	12

Hose Ball Valve with Cap

RAVEN SPECIALTY PRODUCTS

Lead Free • Hose Connection• Includes Cap & Chain • Full Port • 600 WOG







- Dezincification Resistant (DZR) Lead Free Brass Material
- Cap and Seal for Easy Drain and Hose Connection
- Brass Body
- Blow Out Proof Stem Design
- Packing Nut, O-Ring & PTFE Seal on the Seal
- Stainless Steel Ball
- Vinyl Grip Lever Handle
- Ends Certified to ANSI B1.20.1 / ASME B16.22
- Press Ends conform to ANSI Z1157
- CSA Certified to NSF/ANSI-61, NSF/ANSI-372,IGC-157
- Pressure Rating: 600 psi WOG 150 psi WSP
- Temperature Range -20°F to 300°F
- ISO:9001 Approved Manufacturer

THREADED PART #	SWEAT PART #	SIZE	DESCRIPTION	INNER	MASTER
THBV-012-NL	**CHBV-012-NL**	1/2"	Full Port Ball Valve	10	100
THBV-034-NL	**CHBV-034-NL**	3/4"	Full Port Ball Valve	10	100

PRESS CONNECT

Press x Hose Ball Valve with Cap

PRESS PART #	SIZE	DESCRIPTION	INNER	MASTER
RHBV-012-NL	1/2"	Press Ball Valve	10	100
RHBV-034-NL	3/4"	Press Ball Valve	10	100

BALL VALVES & ACCESSORIES

300 Series Premium Gas Ball Valve

UL/FM & CSA Certified • Full Port • For Gas and Non Potable Water Use • 600 WOG

IPS



300T001

SWT



300C001

- Forged Brass Body
- Stainless Steel Ball
- PTFE Stem Packing Seal and Seats
- Blow Out Proof Stem Design
- Ends Conform to ANSI B1.20.1 / ASME B16.22
- Conforms to NSF/ANSI-61, NSF/ANSI-372, IGC-157
- UL Listed 842,125 125 psig
- FM Certified FM1140 600 psig 1/4"- 2" IPS, 1/2"- 2" SWT
- CSA Certified 1/2 psig / 5 psig / 125 psig 1/4"- 4"
- 600 psi WOG 150 psi WSP
- Temperature Range : -20°F to 300°F
- ISO:9001 Approved Manufacturer

THREADED PART #	SWEAT PART #	SIZE	DESCRIPTION	INNER	MASTER
300T012	**300C012**	1/2"	Full Port Ball Valve	10	100
300T034	**300C034**	3/4"	Full Port Ball Valve	10	100
300T001	**300C001**	1"	Full Port Ball Valve	5	50
300T114	**300C114**	1-1/4"	Full Port Ball Valve	5	25
300T112	**300C112**	1-1/2"	Full Port Ball Valve	5	25
300T002	**300C002**	2"	Full Port Ball Valve	2	12
300T212	**300C212**	2-1/2"	Full Port Ball Valve	2	8
300T003	**300C003**	3"	Full Port Ball Valve	1	6
300T004	**300C004**	4"	Full Port Ball Valve	1	4

Ball Valve Stem Extension

Solid Brass • Easily Mounts on Ball Valve



- Easy Installation
- Extends Handle Stem for Easy Shutoff Access

PART #	SIZE	DESCRIPTION	INNER	MASTER
STEX1-NL	1/4" 3/8" 1/2"	Ball Valve Stem Extension	1	100
STEX2-NL	3/4" X 1"	Ball Valve Stem Extension	1	100
STEX3-NL	1-1/4" 1-1/2" 2"	Ball Valve Stem Extension	1	100

Stainless Steel Handle w/ Washer & Nut

Stainless Steel with Vinyl Grip Handle



- Stainless Steel Construction
- Vinyl Grip Lever Handle
- Includes Washer and Nut

PART #	SIZE	DESCRIPTION	INNER	MASTER
610HANSS034	3/4"	Stainless Steel Handle	5	50
610HANSS001	1"	Stainless Steel Handle	5	40
610HANSS114	1-1/4"	Stainless Steel Handle	4	20

COMPRESSION BALL VALVES

600M Series Compression Ball Valve

CSA Certified • Lead Free • Compression Connection • Full Port • Vinyl Grip Handle • 600 WOG



600M001-NL

- Dezincification Resistant (DZR) Lead Free Brass Material
- Compression Connection
- Forged Brass Body
- Stainless Steel Ball
- Blow Out Proof Stem
- CSA Certified Per NSF/ANSI-61, NSF/ANSI-372 ,IGC-157
- 600 psi WOG 150 psi WSP Service
- Temperature Range : -20°F to 300°F
- ISO:9001 Approved Manufacturer

PART #	SIZE	DESCRIPTION	INNER	MASTER
600M012-NL	1/2" CTS	1/2" Compression Ball Valve	10	100
600M034-NL	3/4" CTS	3/4" Compression Ball Valve	10	100
600M001-NL	1" CTS	1" Compression Ball Valve	5	50

825M Series Compression Ball Valve with Drain

RAVEN SPECIALTY PRODUCTS

CSA Certified • Lead Free • Compression Connection • Full Port • Vinyl Grip Handle • 600 WOG



825M034-NL

- Dezincification Resistant (DZR) Lead Free Brass Material
- Compression Connection
- Forged Brass Body
- Stainless Steel Ball
- Blow Out Proof Stem
- CSA Certified Per NSF/ANSI-61, NSF/ANSI-372 ,IGC-157
- 600 psi WOG 150 psi WSP Service
- Temperature Range : -20°F to 300°F

PART #	SIZE	DESCRIPTION	INNER	MASTER
825M012-NL	1/2" CTS	1/2" Compression Ball Valve	10	100
825M034-NL	3/4" CTS	3/4" Compression Ball Valve	10	100
825M001-NL	1" CTS	1" Compression Ball Valve	5	50

Compression Coupling Short

Lead Free • Brass



- Brass Body
- 3'' Length - Short Pattern
- Brass Packing Nut

PART #	SIZE	DESCRIPTION	INNER	MASTER
BRCS0012-NL	1/2”	Compression Coupling	10	100
BRCS0034-NL	3/4"	Compression Coupling	12	120
BRCS0100-NL	1"	Compression Coupling	12	96
BRCS0114-NL	1-1/4"	Compression Coupling	12	96
BRCS0112-NL	1-1/2"	Compression Coupling	12	48
BRCS0200-NL	2"	Compression Coupling	1	1

Compression Coupling long

Lead Free • Brass



- Brass Body
- 5'' Length - Long Pattern
- Brass Packing Nut

PART #	SIZE	DESCRIPTION	INNER	MASTER
BRCL0012-NL	1/2”	Compression Coupling	24	144
BRCL0034-NL	3/4"	Compression Coupling	12	72
BRCL0100-NL	1"	Compression Coupling	12	48
BRCL0114-NL	1-1/4"	Compression Coupling	12	48
BRCL0112-NL	1-1/2"	Compression Coupling	12	48
BRCL0200-NL	2"	Compression Coupling	12	24

Gas Ball Valves

UL/CSA Approved

Flextron gas ball valves are specially engineered to provide superior performance and reliability. For use with natural, manufactured, mixed liquefied petroleum gases and LP gas-air mixtures.

- Forged Brass Body
- Stainless Steel Ball
- Aluminum Alloy Handle
- Ends Conforms to: ANSI B1.20.1
- 600 psi WOG 175 psi WSP
- Temperature Range : -4° F to 149° F
- CSA Certified: ANSI Z21.15/CSA 9.1(1/2psi)
  ASME B16.44 / CR91-002 (5psi)
  ASME B16.33 / CGA3.16 (175psi)
- UL Listed per: UL 125 (Guide YSDT) 125 WOG



FIP x FIP Gas Ball Valve



PART #	SIZE	DESCRIPTION	INNER	MASTER
FTGV-38F38F	3/8" x 3/8"	FIP x FIP Gas Ball Valve	10	100
FTGV-12F12F	1/2" x 1/2"	FIP x FIP Gas Ball Valve	10	100
FTGV-34F34F	3/4" x 3/4"	FIP x FIP Gas Ball Valve	5	100
FTGV-01F01F	1" x 1"	FIP x FIP Gas Ball Valve	8	60

Flare x FIP Gas Ball Valve



PART #	SIZE	DESCRIPTION	INNER	MASTER
FTGV-58R12F	5/8" x 1/2"	Flare x FIP Gas Ball Valve	10	120
FTGV-58R34F	5/8" x 3/4"	Flare x FIP Gas Ball Valve	10	120
FTGV-12R12F	1/2" x 1/2"	Flare x FIP Gas Ball Valve	10	120
FTGV-38R12F	3/8" x 1/2"	Flare x FIP Gas Ball Valve	5	50

Angle Gas Ball Valve



PART #	SIZE	DESCRIPTION	INNER	MASTER
FTGV-58R34A	5/8" x 3/4"	Flare x FIP Angle Gas Valve	10	120
FTGV-12R12A	1/2" x 1/2"	Flare x FIP Angle Gas Valve	10	120
FTGV-38R12A	3/8" x 1/2"	Flare x FIP Angle Gas Valve	10	120

Flare x Flare Gas Ball Valve



PART #	SIZE	DESCRIPTION	INNER	MASTER
FTGV-38R38R	3/8" x 3/8"	Flare x Flare Gas Ball Valve	10	120
FTGV-12R12R	1/2" x 1/2"	Flare x Flare Gas Ball Valve	10	120

Lever Handle Gas Ball Valve



- Solder Ends
- Forged Brass Body
- Chrome Plated Ball

PART #	SIZE	DESCRIPTION	INNER	MASTER
FTGV-14F14F	1-1/4" x 1-1/4"	FIP x FIP Gas Valve	12	24
FTGV-15F15F	1-1/2" x 1-1/2"	FIP x FIP Gas Valve	9	18
FTGV-02F02F	2" x 2"	FIP x FIP Gas Valve	6	12

GAS BALL VALVES

45 Series FIP Gas Ball Valve

FIP x FIP • Forged Brass Body



- Forged Brass Body
- Stainless Steel Ball
- Blow Out Proof Brass Stem
- Aluminum Alloy Handle
- Thread Ends Conform to: ANSI B1.20.1
- 600 psi WOG 175 psi WSP
- Temperature Range : -4°F to 149°F
- CSA Certified Per: ANSI Z21.15 / CSA 9.1(1/2psi)
  ASME B16.44 / CR91-002 (5psi)
  ASME B16.33 / CGA3.16 (175psi)
- UL Listed per: UL 125 (Guide YSDT) 125 WOG

PART #	SIZE	DESCRIPTION	INNER	MASTER
4512	1/2"	Gas Ball Valve	10	120
4534	3/4"	Gas Ball Valve	10	120
4501T	1"	Gas Ball Valve	5	50

45Y Series FIP Gas Ball Valve

FIP x FIP • Forged Brass Body



- Forged Brass Body
- Stainless Steel Ball
- Blow Out Proof Brass Stem
- Aluminum Alloy Yellow Handle
- Thread Ends Conform to: ANSI B1.20.1
- 600 psi WOG 175 psi WSP
- Temperature Range : -4°F to 149°F
- CSA Certified Per: ANSI Z21.15 / CSA 9.1(1/2psi)
  ASME B16.44 / CR91-002 (5psi)
  ASME B16.33 / CGA3.16 (175psi)
- UL Listed per: UL 125 (Guide YSDT) 125 WOG

PART #	SIZE	DESCRIPTION	INNER	MASTER
4512Y	1/2"	Gas Ball Valve	10	120
4534Y	3/4"	Gas Ball Valve	10	120
4501T	1"	Gas Ball Valve	5	50

OP45 One Piece Gas Ball Valve

CSA Approved • Female NPT x Female NPT • Brass Body



- Brass Body
- Plated Steel Handle
- PTFE Ball Seats
- Blow Out Proof Brass Stem
- Thread Ends Conform ANSI B1.20.1
- Pressure Rating: 125 psi (GAS) Service
- Temperature Range: -4°F to 149°F
- CSA Certified: ANSI Z21.15/CSA 9.1 for 1/2 psig
  ASME B16.44/CR91-002 for 5 psig
  ASME B16.33/CGA3.16 for 125 psig

PART #	SIZE	DESCRIPTION	INNER	MASTER
OP4512	1/2"	Gas Ball Valve	10	120
OP4534	3/4"	Gas Ball Valve	10	120
OP4501	1"	Gas Ball Valve	5	50

S45 Gas Ball Valve w/Screwdriver Slot

CSA & UL Approved • Female NPT x Female NPT • Brass Body



- Brass Body
- Plated Steel Handle
- PTFE Ball Seats
- Blow Out Proof Brass Stem
- Thread Ends Conform ANSI B1.20.1
- Pressure Rating: 125 psi (GAS) Service
- Temperature Range: -4°F to 149°F
- UL Certified 1/2" - 3/4" 125 psig
- CSA Certified: ANSI Z21.15/CSA 9.1 for 1/2 psig
  ASME B16.44/CR91-002 for 5 psig
  ASME B16.33/CGA3.16 for 125 psig

PART #	SIZE	DESCRIPTION	INNER	MASTER
S4512	1/2"	Gas Ball Valve	10	120
S4534	3/4"	Gas Ball Valve	10	120
S4501	1"	Gas Ball Valve	5	50


EVERFLOW™
Press Forward.
NL
200
WOG
PRESS
CONNECT
ON
OFF

310R Series Premium Press Ball Valve

Double-O-Ring • Press Ends • Lead Free • 600 WOG

The 310 Series Premium Press Ball Valve is designed to use in press-fit piping systems, eliminating labor and potential fire hazard associated with solder connections. It features Double O-Ring press connections for added leak protection and safety. DZR brass body provides increased durability. Stainless steel ball and PTFE seats creates a positive seal reducing friction and minimizing wear.

PRESS CONNECT



- Available 1/2" to 4"
- Pressure Rating: 250 CWP / 150 WSP
- Max Temp: 300°F
- DZR Brass Body
- 304 Stainless Steel Ball
- Lead Free Compliant
- Conforms to NSF/ANSI 61, 372

310R SERIES SPECIFICATIONS

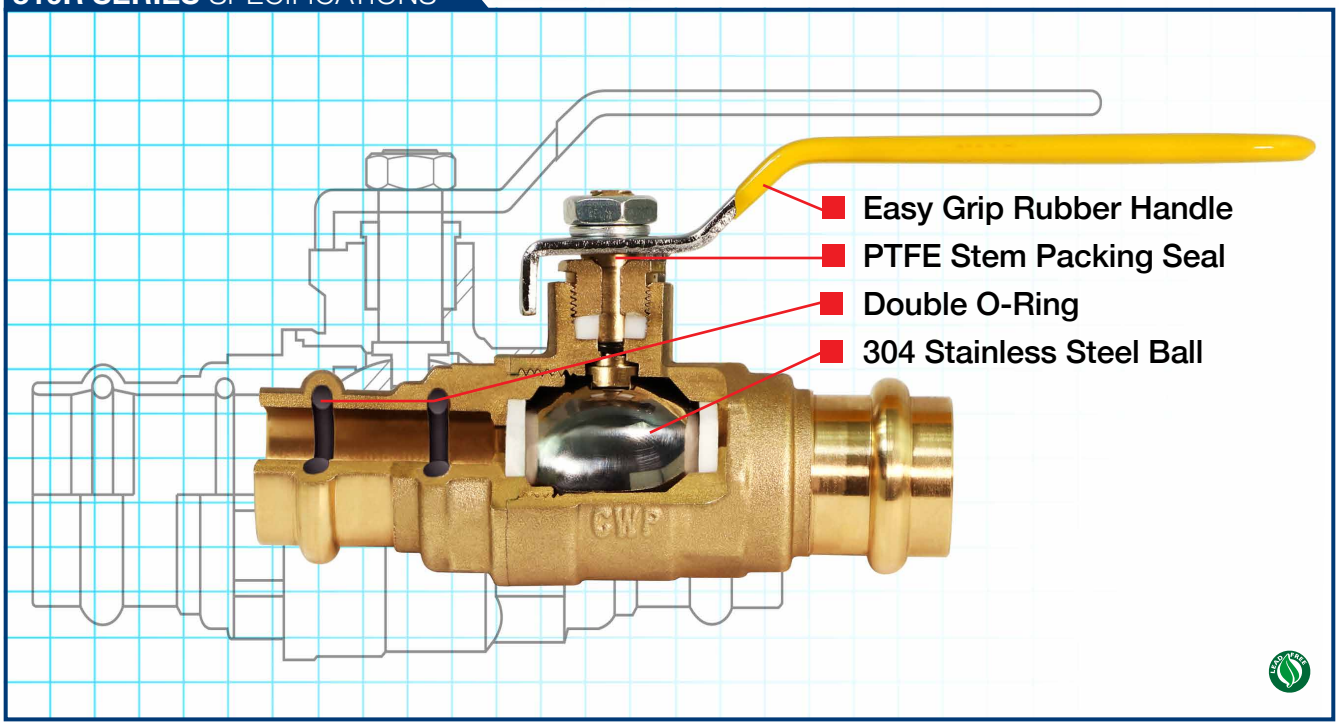

PRESS BALL VALVES

310R Series Premium Press Ball Valve

Double-O-Ring • Press Connections • Lead Free • Full Port • 600 WOG



310R034-NL

- Dezincification Resistant (DZR) Lead Free Brass Material
- Double O-Ring for Added Leak Protection
- Forged Brass Body
- Stainless Steel Ball
- Blow Out Proof Brass Stem
- Vinyl Grip Lever Handle
- Triple Sealing Stem with 2 O-Rings and PTFE Seal
- Max Pressure Rating: 600 psi WOG / 150 psi WSP
- Temperature Range: -20°F to 300°F
- AB1953, NSF61-9, NSF-372, ISO-9002

PART #	SIZE	DESCRIPTION	INNER	MASTER
310R012-NL	1/2"	Full Port Press Ball Valve	5	50
310R034-NL	3/4"	Full Port Press Ball Valve	5	40
310R001-NL	1"	Full Port Press Ball Valve	4	20
310R114-NL	1-1/4"	Full Port Press Ball Valve	5	20
310R112-NL	1-1/2"	Full Port Press Ball Valve	4	16
310R002-NL	2"	Full Port Press Ball Valve	2	8
310R212-NL	2-1/2"	Full Port Press Ball Valve	1	6
310R003-NL	3"	Full Port Press Ball Valve	1	4
310R004-NL	4"	Full Port Press Ball Valve	1	2

610R Series Press Ball Valve

RAVEN SPECIALTY PRODUCTS

Press Connections • Lead Free • Full Port • 600 WOG



610R012-NL

- Dezincification Resistant (DZR) Lead Free Brass Material
- Forged Brass Body
- Stainless Steel Ball
- Blow Out Proof Brass Stem
- Vinyl Grip Lever Handle
- Triple Sealing Stem with 2 O-Rings and PTFE Seal
- Max Pressure Rating: 600 psi WOG / 150 psi WSP
- Temperature Range: -20°F to 300°F
- AB1953, NSF61-9, NSF-372, ISO-9002

PART #	SIZE	DESCRIPTION	INNER	MASTER
610R012-NL	1/2"	Full Port Press Ball Valve	5	50
610R034-NL	3/4"	Full Port Press Ball Valve	5	40
610R001-NL	1"	Full Port Press Ball Valve	4	20
610R114-NL	1-1/4"	Full Port Press Ball Valve	5	20
610R112-NL	1-1/2"	Full Port Press Ball Valve	4	16
610R002-NL	2"	Full Port Press Ball Valve	2	8

PRESS BALL VALVES

310D Series Press Ball Valve with Drain

RAVEN SPECIALTY PRODUCTS

Press Connections • Lead Free • Full Port with Drain • 250 CWP

PRESS CONNECT



- Dezincification Resistant (DZR) Lead Free Brass Material
- Blow Out Proof Brass Stem
- Packing Nut, O-ring & Packing on the Stem Seal
- Max Pressure Rating: 250 CWP / 150 WSP
- Temperature Range: -20°F to 300°F
- Certified to NSF/ANSI-61, NSF/ANSI-372, IGC-157
- Press Ends Conform to ANSI Z1157

PART #	SIZE	DESCRIPTION	INNER	MASTER
310D012-NL	1/2"	Press Ball Valve with Waste	5	50
310D034-NL	3/4"	Press Ball Valve with Waste	5	40
310D001-NL	1"	Press Ball Valve with Waste	4	20

320 Series Press Adapter Ball Valve

RAVEN SPECIALTY PRODUCTS

Press x MIP & Press x FIP • Lead Free • Full Port • Forged Brass Body • 250 CWP

PRESS CONNECT



- Dezincification Resistant (DZR) Lead Free Brass Material
- Blow Out Proof Brass Stem
- Packing Nut, O-Ring & Packing on the Stem Seal
- Max Pressure Rating: 250 CWP / 150 WSP
- Temperature Range: -20°F to 300°F
- Certified to NSF/ANSI 61, NSF/ANSI 372, IGC157
- Press Ends Conform to ANSI Z1157

320M Series Press x MIP Ball Valve

PART #	SIZE	DESCRIPTION	INNER	MASTER
320M012-NL	1/2"	Press x MIP Ball Valve	5	50
320M034-NL	3/4"	Press x MIP Ball Valve	5	40
320M001-NL	1"	Press x MIP Ball Valve	4	20
320M114-NL	1-1/4"	Press x MIP Ball Valve	5	20
320M112-NL	1-1/2"	Press x MIP Ball Valve	4	16
320M002-NL	2"	Press x MIP Ball Valve	2	8

PRESS CONNECT



320T Series Press x FIP Ball Valve

PART #	SIZE	DESCRIPTION	INNER	MASTER
320T112-NL	1/2"	Press x FIP Ball Valve	5	50
320T034-NL	3/4"	Press x FIP Ball Valve	5	40
320T001-NL	1"	Press x FIP Ball Valve	4	20
320T114-NL	1-1/4"	Press x FIP Ball Valve	5	20
320T112-NL	1-1/2"	Press x FIP Ball Valve	4	16
320T002-NL	2"	Press x FIP Ball Valve	2	8

Please see the entire line of Press products in our catalog or visit us online at everflowsupplies.com



PRESS BALL VALVES

315R Series Premium Press T-Handle Ball Valve

Double-O-Ring • Press Connections • Lead Free • Full Port • 600 WOG



- Dezincification Resistant (DZR) Lead Free Brass Material
- Double O-Ring for Added Leak Protection
- Blow Out Proof Brass Stem
- Triple Sealing Stem with 2 O-Rings and PTFE Seal
- Max Pressure Rating: 600 psi WOG / 150 psi WSP
- Temperature Range: -20°F to 300°F
- Certified to NSF/ANSI-61, NSF/ANSI-372

PART #	SIZE	DESCRIPTION	INNER	MASTER
315R012-NL	1/2"	T-Handle Full Port Press Ball Valve	5	50
315R034-NL	3/4"	T-Handle Full Port Press Ball Valve	5	40
315R001-NL	1"	T-Handle Full Port Press Ball Valve	4	20

PRBL Series F1807 Pex X Press Ball Valve

F1807 Pex X Press Connections • Lead Free



- Dezincification Resistant (DZR) Lead Free Brass Material
- Blow Out Proof Brass Stem
- Packing Nut, O-ring & Packing on the Stem Seal
- Max Pressure Rating: 250 CWP / 150 WSP
- Temperature Range: -20°F to 300°F
- Certified to NSF/ANSI-61, NSF/ANSI-372, IGC-157
- Press Ends Conform to ANSI Z1157
- Pex Ends Conform to ASTM F1807

PART #	SIZE	DESCRIPTION	INNER	MASTER
PRBL-012-NL	1/2"	F1807 PEX x Press Ball Valve	5	50
PRBL-034-NL	3/4"	F1807 PEX x Press Ball Valve	5	40
PRBL-001-NL	1"	F1807 PEX x Press Ball Valve	4	20

FRBL Series F1960 Pex X Press Ball Valve

F1960 Pex X Press Connections • Lead Free



- Dezincification Resistant (DZR) Lead Free Brass Material
- Blow Out Proof Brass Stem
- Packing Nut, O-ring & Packing on the Stem Seal
- Max Pressure Rating: 250 CWP / 150 WSP
- Temperature Range: -20°F to 300°F
- Certified to NSF/ANSI-61, NSF/ANSI-372, IGC-157
- Press Ends Conform to ANSI Z1157

PART #	SIZE	DESCRIPTION	INNER	MASTER
FRBL-012-NL	1/2"	F1960 PEX x Press Ball Valve	5	50
FRBL-034-NL	3/4"	F1960 PEX x Press Ball Valve	5	40
FRBL-001-NL	1"	F1960 PEX x Press Ball Valve	4	20

Full Line of Press x Pex Adapters & Tees available. See our Pex products section of our catalog.



CPVC BALL VALVES & ADAPTERS

CPVC Brass Valves & Adapters

CPVC x CPVC • CPVC x Press • Lead Free



- Dezincification Resistant (DZR) Lead Free C46500 Brass Material
- Max temperature: 180°F
- Max Pressure Rating: 100 psi
- Valves: ASME A112.4.14-2022/CSA B.125.14:22 NSF/ANSI
- Certified to NSF/ANSI/CAN 61, NSF372
- Blow Out Proof Brass Stem
- Packing Nut, O-Ring & Packing on the Stem Seal
- Vinyl Grip Lever Handle Ball Valve
- CPVC Connection Compliant with ASTM D2846
- Press Connection Compliant with IAPMO/ANSI Z1117

350S Series CPVC Ball Valve

CPVC Connections • Lead Free



PART #	SIZE	DESCRIPTION	INNER	MASTER
350S012-NL	1/2"	CPVC Ball Valve	5	30
350S034-NL	3/4"	CPVC Ball Valve	5	30
350S001-NL	1"	CPVC Ball Valve	5	30

350D Series CPVC Ball Valve w/Drain

CPVC Connections • Lead Free



PART #	SIZE	DESCRIPTION	INNER	MASTER
350D012-NL	1/2"	CPVC Ball Valve With Drain	5	30
350D034-NL	3/4"	CPVC Ball Valve With Drain	5	30
350D001-NL	1"	CPVC Ball Valve With Drain	5	30

350R Series CPVC X Press Ball Valve

CPVC X Press Connections • Lead Free



PART #	SIZE	DESCRIPTION	INNER	MASTER
350R012-NL	1/2"	CPVC x Press Ball Valve	5	30
350R034-NL	3/4"	CPVC x Press Ball Valve	5	30
350R001-NL	1"	CPVC x Press Ball Valve	5	30

CPVC X Press Adapter

CPVC X Press Connections • Lead Free



PART #	SIZE	DESCRIPTION	INNER	MASTER
CXPC012	1/2"	CPVC x Press Adapter	10	100
CXPC034	3/4"	CPVC x Press Adapter	10	100
CXPC100	1"	CPVC x Press Adapter	10	50
CXPC114	1-1/4"	CPVC x Press Adapter	5	50
CXPC112	1-1/2"	CPVC x Press Adapter	5	25
CXPC200	2"	CPVC x Press Adapter	5	15

PUSH-FIT BALL VALVES

Push-Fit Ball Valve

Lead Free • Full Port • Forged Brass Body



CONNECTS TO
PEX
CPVC
COPPER

QUICK AND EASY CONNECTION
THE SMART PLUMBING SOLUTION

- Dezincification Resistant (DZR) Lead Free Brass Material
- Full Port Ball Valve Design
- Single Lever Heavy Duty Rust Resistent Handle with Vinyl Grip
- EPDM O-Ring for Leak free seals
- Connects PEX, CPVC or Copper Pipe in any Installation
- Quick and Easy, Removable and Re-Usable Installation
- Certified to 200 PSI WOG and 200°F
- Certified by UPC/IAMPO to Meet Lead Free Potable Water Laws
- ANSI/NSF-61-G Compliant
- AWWA C800 Compliant
- Meets ASME B1.20.1 ASSE 1061
- ISO:9001 Approved Manufacturer



Push x Push 1/4 Turn Ball Valve

Lead Free • Full Port • Forged Brass Body



PART #	SIZE	DESCRIPTION	INNER	MASTER
UPBV12	1/2"	Push Ball Valve	5	50
UPBV34	3/4"	Push Ball Valve	5	40
UPBV1	1"	Push Ball Valve	4	20

Pex x FIP 1/4 Turn Ball Valve

Lead Free • Full Port • Forged Brass Body



PART #	SIZE	DESCRIPTION	INNER	MASTER
UPBVF12	1/2"	Push x FIP Ball Valve	5	50
UPBVF34	3/4"	Push x FIP Ball Valve	5	40
UPBVF1	1"	Push x FIP Ball Valve	4	20

Please see the entire line of Push Fittings in our catalog or visit us online at everflowsupplies.com/pushlock



F1807 PEX BALL VALVES

600P Series F1807 Pex Valve

CSA Certified • Lead Free • Full Port • 600 WOG



- Dezincification Resistant (DZR) Lead Free Brass Material
- Pex Ends Conform to ASTM F1807
- Blow Out Proof Stem Design
- Stainless Steel Ball
- Vinyl Grip Lever Handle
- 600 psi (WOG) 150 psi (WSP) Service
- Temperature Range : -20°F to 300°F

PART #	SIZE	DESCRIPTION	INNER	MASTER
600P012-NL	1/2"	Pex Ball Valve	10	100
600P034-NL	3/4"	Pex Ball Valve	10	100
600P001-NL	1"	Pex Ball Valve	5	50
600P114-NL	1-1/4"	Pex Ball Valve	5	25
600P112-NL	1-1/2"	Pex Ball Valve	5	25
600P002-NL	2"	Pex Ball Valve	2	12

615P Series T-Handle F1807 Pex Ball Valve

T-Handle with Vinyl Grip • CSA Certified • Lead Free • Full Port • 600 WOG



- Dezincification Resistant (DZR) Lead Free Brass Material
- Blow Out Proof Stem Design
- Stainless Steel Ball
- Pex Ends Conform to ASTM F1807
- 600 psi WOG 150 psi WSP
- Temp Range : -20°F to 300°F
- CSA Certified 3/8"- 2"
- Conforms to NSF/ANSI-61,372, NSF/ANSI-14 , IGC-157
- ISO:9001 Approved Manufacturer

PART #	SIZE	DESCRIPTION	INNER	MASTER
615P012-NL	1/2"	Pex T-Handle Ball Valve	10	100
615P034-NL	3/4"	Pex T-Handle Ball Valve	10	100
615P001-NL	1"	Pex T-Handle Ball Valve	5	50

405P Series F1807 Pex Ball Valve with Drain

Purge Drain • CSA Certified • Lead Free • Full Port • 600 WOG



- Dezincification Resistant (DZR) Lead Free Brass Material
- Blow Out Proof Stem Design
- Stainless Steel Ball
- Pex Ends Conform to ASTM F1807
- 600 psi (WOG) 150 psi (WSP) Service
- Temperature Range : -20°F to 300°F

PART #	SIZE	DESCRIPTION	INNER	MASTER
405P012-NL	1/2"	Pex Ball Valve w/ Drain	10	100
405P034-NL	3/4"	Pex Ball Valve w/ Drain	10	100
405P001-NL	1"	Pex Ball Valve w/ Drain	5	50

F1807 PEX BALL VALVES

G-600P Series F1807 Pex Ball Valve

Lead Free • Full Port • 400 WOG



- Dezincification Resistant (DZR) Lead Free Brass Material
- Blow Out Proof Stem Design
- Stainless Steel Ball
- PTFE Seats
- Vinyl Grip Lever Handle
- Pex Ends Conform to ASTM F1807
- Pressure Rating: 400PSI
- Complies with IGC157
- Meets NSF/ANSI 61-8

PART #	SIZE	DESCRIPTION	INNER	MASTER
G-600P012-NL	1/2"	Pex Ball Valve	10	100
G-600P034-NL	3/4"	Pex Ball Valve	10	100
G-600P001-NL	1"	Pex Ball Valve	5	50

G-615P Series T-Handle F1807 Pex Ball Valve

T-Handle • Lead Free • Full Port • 400 WOG



- Dezincification Resistant (DZR) Lead Free Brass Material
- Blow Out Proof Stem Design
- Stainless Steel Ball
- PTFE Seats
- Pex Ends Conform to ASTM F1807
- Pressure Rating: 400 psi WOG
- Complies with IGC157
- Meets NSF/ANSI 61-8

PART #	SIZE	DESCRIPTION	INNER	MASTER
G-615P012-NL	1/2"	Pex Ball Valve w/ T-Handle	10	100
G-615P034-NL	3/4"	Pex Ball Valve w/ T-Handle	10	100
G-615P001-NL	1"	Pex Ball Valve w/ T-Handle	5	50

PMBV Series F1807 Pex X MIP Ball Valve

T-Handle With Vinyl Grip • Lead Free • 600 WOG



- Dezincification Resistant (DZR) Lead Free Brass Material
- Blow Out Proof Stem Design
- Stainless Steel Ball
- Pex Ends Conform to ASTM F1807
- Vinyl Grip T-Handle
- 600 psi (WOG) 150 psi (WSP) Service
- Temperature Range : -20°F to 300°F

PART #	SIZE	DESCRIPTION	INNER	MASTER
PMBV-012-NL	1/2"	Pex X MIP Ball Valve	10	100
PMBV-034-NL	3/4"	Pex X MIP Ball Valve	10	100

F1807 PEX BALL VALVES

PSBL Series F1807 Pex X SWT Ball Valve

Lead Free • Vinyl Grip Handle • 600 WOG



- Dezincification Resistant (DZR) Lead Free Brass Material
- Forged Brass Body
- Blow Out Proof Stem Design
- Stainless Steel Ball
- Pex Ends Conform to ASTM F1807
- Solder-Joint conform ASME B16.22
- 600 psi WOG 150 psi WSP Service
- Temperature Range : -20°F to 300°F
- Conforms to NSF/ANSI-61, NSF/ANSI-372 , NSF/ANSI-14

PART #	SIZE	DESCRIPTION	INNER	MASTER
PSBL-012-NL	1/2"	Pex X SWT Ball Valve	10	100
PSBL-034-NL	3/4"	Pex X SWT Ball Valve	10	100
PSBL-001-NL	1"	Pex X SWT Ball Valve	5	50

PSBV Series F1807 Pex X SWT T-Handle Ball Valve

T-Handle With Vinyl Grip • Lead Free • 600 WOG



- Dezincification Resistant (DZR) Lead Free Brass Material
- Blow Out Proof Stem
- Stainless Steel Ball
- 600 psi WOG 150 psi WSP
- Temperature Range : -20°F to 300°F
- Pex Ends Conform to ASTM F1807
- Sweat Ends Conforms to ASME B16.22
- Conforms to NSF/ANSI-61, NSF/ANSI-372, NSF/ANSI-14
- CSA Certified
- ISO:9001 Approved Manufacturer

PART #	SIZE	DESCRIPTION	INNER	MASTER
PSBV-012-NL	1/2"	Pex X SWT T-Handle Ball Valve	10	100
PSBV-034-NL	3/4"	Pex X SWT T-Handle Ball Valve	10	100
PSBV-001-NL	1"	Pex X SWT T-Handle Ball Valve	5	50

848PS Series Pex X SWT T-Handle Ball Valve with Drain

Purge Drain • T-Handle With Vinyl Grip • Lead Free • 600 WOG



- Dezincification Resistant (DZR) Lead Free Brass Material
- Blow Out Proof Stem Design
- Stainless Steel Ball
- Pex Ends Conform to ASTM F1807
- Vinyl Grip T-Handle
- 600 psi (WOG) 150 psi (WSP) Service
- Temperature Range : -20°F to 300°F

PART #	SIZE	DESCRIPTION	INNER	MASTER
848PS012-NL	1/2"	Pex X SWT Ball Valve w/ Drain	10	100

F1807 & F1960 PEX BALL VALVES

806P Series F1807 Pex Drop Ear Ball Valve

RAVEN SPECIALTY PRODUCTS

Solid Brass Drop Ears • Lead Free • 600 WOG

ASTM F1807 CRIMP PEX



- Dezincification Resistant (DZR) Lead Free Brass Material
- Elongated Mounting Ears For Easy Installation
- Stainless Steel Ball
- PTFE Seats
- Pex Ends Conform to ASTM F1807
- Conforms to NSF/ANSI-61, NSF/ANSI-372, NSF/ANSI-14
- 600 psi (WOG) 150 psi (WSP) Service
- Temperature Range : -20°F to 300°F

PART #	SIZE	DESCRIPTION	INNER	MASTER
806P012-NL	1/2"	Pex Ball Drop Ear Ball Valve	20	100
806P034-NL	3/4"	Pex Ball Drop Ear Ball Valve	10	60
806P001-NL	1"	Pex Ball Drop Ear Ball Valve	10	60

807P Series F1807 Pex Drop Ear Ball Valve w/Drain

RAVEN SPECIALTY PRODUCTS

Purge Drain • Solid Brass Drop Ears • Lead Free • 600 WOG

ASTM F1807 CRIMP PEX



- Dezincification Resistant (DZR) Lead Free Brass Material
- Elongated Mounting Ears For Easy Installation
- Stainless Steel Ball
- PTFE Seats
- Pex Ends Conform to ASTM F1807
- Conforms to NSF/ANSI-61, NSF/ANSI-372, NSF/ANSI-14
- 600 psi (WOG) 150 psi (WSP) Service
- Temperature Range : -20°F to 300°F

PART #	SIZE	DESCRIPTION	INNER	MASTER
807P012-NL	1/2"	Pex Ball Valve w/ Drain	20	100
807P034-NL	3/4"	Pex Ball Valve w/ Drain	10	60
807P001-NL	1"	Pex Ball Valve w/ Drain	10	60

800W Series F1960 Pex Ball Valve

RAVEN SPECIALTY PRODUCTS

CSA Certified • Lead Free • Full Port • 600 WOG

ASTM F1960 EXPANSION PEX



- Dezincification Resistant (DZR) Lead Free Brass Material
- Blow Out Proof Stem Design
- Forged Brass
- Stainless Steel Ball
- Expansion Pex Ends Conform to ASTM F1960
- Vinyl Grip Lever Handle
- 600 psi (WOG) 150 psi (WSP) Service
- Temperature Range : -20°F to 300°F

PART #	SIZE	DESCRIPTION	INNER	MASTER
800W012-NL	1/2"	F1960 Pex Ball Valve	10	100
800W034-NL	3/4"	F1960 Pex Ball Valve	10	100
800W001-NL	1"	F1960 Pex Ball Valve	10	100

F1960 PEX BALL VALVES

600F Series F1960 Pex Ball Valve

CSA Certified • Lead Free • Full Port • 600 WOG



- Dezincification Resistant (DZR) Lead Free Brass Material
- Blow Out Proof Stem Design
- Stainless Steel Ball
- Vinyl Grip Lever Handle
- Expansion Pex Ends Conform to ASTM F1960
- Certified to NSF/ANSI-61, NSF/ANSI-372 , NSF/ANSI-14
- 400 psi WOG 150 psi WSP Service
- Temperature Range : -20°F to 300°F

PART #	SIZE	DESCRIPTION	INNER	MASTER
600F012-NL	1/2"	F1960 Pex Ball Valve	10	100
600F034-NL	3/4"	F1960 Pex Ball Valve	10	100
600F001-NL	1"	F1960 Pex Ball Valve	10	100
600F114-NL	1-1/4"	F1960 Pex Ball Valve	10	100
600F112-NL	1-1/2"	F1960 Pex Ball Valve	10	100
600F002-NL	2"	F1960 Pex Ball Valve	10	100

615F Series F1960 Pex T-Handle Ball Valve

CSA Certified • Lead Free • Full Port • 600 WOG



- Dezincification Resistant (DZR) Lead Free Brass Material
- Blow Out Proof Stem Design
- Stainless Steel Ball
- Vinyl Grip T-Handle
- Expansion Pex Ends Conform to ASTM F1960
- Certified to NSF/ANSI-61, NSF/ANSI-372 , NSF/ANSI-14
- 400 psi WOG 150 psi WSP Service
- Temperature Range : -20°F to 300°F

PART #	SIZE	DESCRIPTION	INNER	MASTER
615F012-NL	1/2"	F1960 Pex t-Handle Ball Valve	10	100
615F034-NL	3/4"	F1960 Pex t-Handle Ball Valve	10	100
615F001-NL	1"	F1960 Pex t-Handle Ball Valve	10	100

405 Series F1960 Pex Ball Valve w/ Drain

Purge Drain • CSA Certified • Lead Free • Full Port • 600 WOG



- Dezincification Resistant (DZR) Lead Free Brass Material
- Blow Out Proof Stem Design
- Stainless Steel Ball
- Vinyl Grip Lever Handle
- Expansion Pex Ends Conform to ASTM F1960
- Certified to NSF/ANSI-61, NSF/ANSI-372 , NSF/ANSI-14
- 400 psi WOG 150 psi WSP Service
- Temperature Range : -20°F to 300°F

PART #	SIZE	DESCRIPTION	INNER	MASTER
405F012-NL	1/2"	F1960 Pex Ball Valve	10	100
405F034-NL	3/4"	F1960 Pex Ball Valve	10	100
405F001-NL	1"	F1960 Pex Ball Valve	10	100

F1960 PEX BALL VALVES

825W Series F1960 Ball Valve w/ Drain

RAVEN SPECIALTY PRODUCTS

Purge Drain • CSA Certified • Lead Free • Full Port • 600 WOG

ASTM F1960 EXPANSION PEX



- Dezincification Resistant (DZR) Lead Free Brass Material
- Blow Out Proof Stem Design
- Stainless Steel Ball
- Expansion Pex Ends Conform to ASTM F1960
- Vinyl Grip Lever Handle
- 600 psi WOG 150 psi WSP Service
- Temperature Range : -20°F to 300°F

PART #	SIZE	DESCRIPTION	INNER	MASTER
825W-012-NL	1/2"	F1960 Pex Ball Valve w/Drain	20	100
825W-034-NL	3/4"	F1960 Pex Ball Valve w/Drain	20	100
825W-034-NL	1"	F1960 Pex Ball Valve w/Drain	10	100

806W Series F1960 Drop Ear Pex Valve

RAVEN SPECIALTY PRODUCTS

Solid Brass Drop Ears • Lead Free • 600 WOG

ASTM F1960 EXPANSION PEX



- Dezincification Resistant (DZR) Lead Free Brass Material
- Elongated Mounting Ears For Easy Installation
- Stainless Steel Ball
- PTFE Seats
- Expansion Pex Ends Conform to ASTM F1960
- Certified to NSF/ANSI-61, NSF/ANSI-372, NSF/ANSI-14
- 600 psi WOG 150 psi (WSP) Service
- Temperature Range : -20°F to 300°F

PART #	SIZE	DESCRIPTION	INNER	MASTER
806W012-NL	1/2"	F1960 Pex Drop Ear Ball Valve	10	100
806W034-NL	3/4"	F1960 Pex Drop Ear Ball Valve	10	100

807W Series F1960 Drop Ear Pex Valve w/ Drain

RAVEN SPECIALTY PRODUCTS

Purge Drain • Solid Brass Drop Ears • Lead Free • 600 WOG

ASTM F1960 EXPANSION PEX



- Dezincification Resistant (DZR) Lead Free Brass Material
- Elongated Mounting Ears For Easy Installation
- Stainless Steel Ball
- PTFE Seats
- Expansion Pex Ends Conform to ASTM F1960
- Certified to NSF/ANSI-61, NSF/ANSI-372, NSF/ANSI-14
- 600 psi WOG 150 psi WSP Service
- Temperature Range : -20°F to 300°F

PART #	SIZE	DESCRIPTION	INNER	MASTER
807W012-NL	1/2"	F1960 Pex Ball Valve	20	100
807W034-NL	3/4"	F1960 Pex Ball Valve	10	50

F1960 PEX BALL VALVES

FSBL Series F1960 Pex x SWT Ball Valve

RAVEN SPECIALTY PRODUCTS

Lead Free • Vinyl Grip Handle • 600 WOG

ASTM F1960 EXPANSION PEX



- Dezincification Resistant (DZR) Lead Free Brass Material
- Forged Brass Body
- Blow Out Proof Stem Design
- Stainless Steel Ball
- Expansion Pex Ends Conform to ASTM F1960
- Solder-Joint Conforms to ASME B16.22
- 600 psi WOG 150 psi WSP Service
- Temperature Range : -20°F to 300°F
- Certified to NSF/ANSI-61, NSF/ANSI-372 , NSF/ANSI-14

PART #	SIZE	DESCRIPTION	INNER	MASTER
FSBL-012-NL	1/2"	F1960 Pex X SWT Ball Valve	10	100
FSBL-034-NL	3/4"	F1960 Pex X SWT Ball Valve	10	100
FSBL-001-NL	1"	F1960 Pex X SWT Ball Valve	5	50

FFBL Series F1960 Pex x FIP Ball Valve

RAVEN SPECIALTY PRODUCTS

Lead Free • Vinyl Grip Handle • 600 WOG

ASTM F1960 EXPANSION PEX



- Dezincification Resistant (DZR) Lead Free Brass Material
- Forged Brass Body
- Blow Out Proof Stem Design
- Stainless Steel Ball
- Expansion Pex Ends Conform to ASTM F1960
- 600 psi WOG 150 psi WSP Service
- Temperature Range : -20°F to 300°F
- Certified to NSF/ANSI-61, NSF/ANSI-372 , NSF/ANSI-14

PART #	SIZE	DESCRIPTION	INNER	MASTER
FFBL-012-NL	1/2"	F1960 Pex X FIP Ball Valve	10	100
FFBL-034-NL	3/4"	F1960 Pex X FIP Ball Valve	10	100
FFBL-001-NL	1"	F1960 Pex X FIP Ball Valve	5	50

FMBL Series F1960 Pex x MIP Ball Valve

RAVEN SPECIALTY PRODUCTS

Lead Free • Vinyl Grip Handle • 600 WOG

ASTM F1960 EXPANSION PEX



- Dezincification Resistant (DZR) Lead Free Brass Material
- Forged Brass Body
- Blow Out Proof Stem Design
- Stainless Steel Ball
- Expansion Pex Ends Conform to ASTM F1960
- 600 psi WOG 150 psi WSP Service
- Temperature Range : -20°F to 300°F
- Certified to NSF/ANSI-61, NSF/ANSI-372 , NSF/ANSI-14

PART #	SIZE	DESCRIPTION	INNER	MASTER
FMBL-012-NL	1/2"	F1960 Pex X MIP Ball Valve	10	100
FMBL-034-NL	3/4"	F1960 Pex X MIP Ball Valve	10	100
FMBL-001-NL	1"	F1960 Pex X MIP Ball Valve	5	50

FLANGE BALL VALVES

520R Series Press Flange Ball Valve with Purge

Rotating Flange • Press Connection • With Purge Drain • Full Port • Two Valve Set



- Rotating Outer Flange allows 360 degree motion for easier installation
- Includes Gaskets and Nuts
- Vinyl Grip Lever Handle with Optinal T-Handle Included
- Heavy Duty Rust Resistant Brass Body
- Blow Out Proof Stem Design
- PTFE Seats and Seals
- Ends Comply With ANSI.B.20.1, ANSI.B.16.18

PRESS PART #	SIZE	DESCRIPTION	INNER	MASTER
520R034	3/4"	Press Rotating Flange Ball Valve WIth Purge	1 set	12
520R001	1"	Press Rotating Flange Ball Valve WIth Purge	1 set	12
520R114	1-1/4"	Press Rotating Flange Ball Valve WIth Purge	1 set	8
520R112	1-1/2"	Press Rotating Flange Ball Valve WIth Purge	1 set	8
520R002	2"	Press Rotating Flange Ball Valve WIth Purge	1 set	4

515R Series Flange Press Ball Valve

Rotating Flange • Press Connection • Full Port • Two Valve Set



- Includes Gaskets and Nuts
- Vinyl Grip Lever Handle with Optinal T-Handle Included
- Heavy Duty Rust Resistant Brass Body
- Blow Out Proof Stem Design
- PTFE Seats and Seals
- Ends Comply With ANSI.B.20.1, ANSI.B.16.18
- 600 psi WOG 150 psi WSP Service

PRESS PART #	SIZE	DESCRIPTION	INNER	MASTER
515R034	3/4"	Press Rotating Flange Ball Valve	1 set	12
515R001	1"	Press Rotating Flange Ball Valve	1 set	12
515R114	1-1/4"	Press Rotating Flange Ball Valve	1 set	8
515R112	1-1/2"	Press Rotating Flange Ball Valve	1 set	8
515R002	2"	Press Rotating Flange Ball Valve	1 set	4

510 Series Flange Ball Valve Set with Purge

With Purge Drain • Full Port • Two Valve Set



- Includes Gaskets and Nuts
- Vinyl Grip Lever Handle with Optinal T-Handle Included
- Heavy Duty Rust Resistant Brass Body
- Blow Out Proof Stem Design
- PTFE Seats and Seals
- Ends Comply With ANSI.B.20.1, ANSI.B.16.18
- 600 psi WOG 150 psi WSP Service

THREADED PART #	SWEAT PART #	SIZE	DESCRIPTION	INNER	MASTER
510T034	510C034	3/4"	Flange Ball Valve WIth Purge	1 set	12
510T001	510C001	1"	Flange Ball Valve WIth Purge	1 set	12
510T114	510C114	1-1/4"	Flange Ball Valve WIth Purge	1 set	8
510T112	510C112	1-1/2"	Flange Ball Valve WIth Purge	1 set	8
510T002	-	2"	Flange Ball Valve WIth Purge	1 set	4

FLANGE BALL VALVES

505 Series Flange Ball Valve Set

Full Port • Two Valve Set



- Includes Gaskets and Nuts
- Vinyl Grip Lever Handle with Optinal T-Handle Included
- Heavy Duty Rust Resistant Brass Body
- Blow Out Proof Stem Design
- PTFE Seats and Seals
- Ends Comply With ANSI.B.20.1, ANSI.B.16.18
- 600 psi WOP 150 psi WSP Service

THREADED PART #	SWEAT PART #	SIZE	DESCRIPTION	INNER	MASTER
505T034	505C034	3/4"	Flange Ball Valve Less Purge	1 set	12
505T001	505C001	1"	Flange Ball Valve Less Purge	1 set	12
505T114	505C114	1-1/4"	Flange Ball Valve Less Purge	1 set	8
505T112	505C112	1-1/2"	Flange Ball Valve Less Purge	1 set	8
505T002	505C002	2"	Flange Ball Valve Less Purge	1 set	4

895 Series Flange Ball Valve with Purge

With Purge Drain • Full Port



- Includes Gaskets and Nuts
- Vinyl Grip Lever Handle with Optinal T-Handle Included
- Purge Drain with Mini Vinyl Grip Lever Handle
- Heavy Duty Rust Resistant Brass Body
- Blow Out Proof Stem Design
- PTFE Seats and Seals
- Ends Comply With ANSI.B.20.1, ANSI.B.16.18
- 400 psi WOG 150 psi WSP Service

THREADED PART #	SWEAT PART #	SIZE	DESCRIPTION	INNER	MASTER
895T034	895C034	3/4"	Flange Ball Valve WIth Purge	2	24
895T001	895C001	1"	Flange Ball Valve WIth Purge	2	24
895T114	895C114	1-1/4"	Flange Ball Valve WIth Purge	2	16
895T112	895C112	1-1/2"	Flange Ball Valve WIth Purge	2	16
895T002	-	2"	Flange Ball Valve WIth Purge	2	8

890 Series Flange Ball Valve

Full Port



- Includes Gaskets and Nuts
- Vinyl Grip Lever Handle with Optinal T-Handle Included
- Purge Drain with Mini Vinyl Grip Lever Handle
- Heavy Duty Rust Resistant Brass Body
- Blow Out Proof Stem Design
- PTFE Seats and Seals
- Ends Comply With ANSI.B.20.1, ANSI.B.16.18
- 400 psi WOG 150 psi WSP Service

THREADED PART #	SWEAT PART #	SIZE	DESCRIPTION	INNER	MASTER
890T034	890C034	3/4"	Flange Ball Valve Less Purge	2	24
890T001	890C001	1"	Flange Ball Valve Less Purge	2	24
890T114	890C114	1-1/4"	Flange Ball Valve Less Purge	2	16
890T112	890C112	1-1/2"	Flange Ball Valve Less Purge	2	16
890T002	890C002	2"	Flange Ball Valve Less Purge	2	8

BALL VALVES

Tankless Water Heater Valves

FLEXTRON®

NSF Compliant • Lead Free • Full Port Main Flow Channel • Available in Press, Pex, IPS & SWT

- Set of 2 Heavy Duty Forged Brass Ball Valves
- Full Port Main Flow Channel
- Large Drain Port Outlets
- Easy Identification of Hot & Cold Valves
- Lead Free Compliant



IPS



SWT



PRESS



F1960 PEX



F1807 PEX





Tankless Water Heater Isolation Valve Kit

Hot/Cold Tankless Isolation Valves & Pressure Relief Valve



PRESS CONNECT

ASTM F1807 CRIMP PEX

ASTM F1960 EXPANSION PEX

PART #	SIZE	CONNECTION	DESCRIPTION	QTY
FTGV-ISO34-T-KIT-LF	3/4”	Threaded	1 Set H/C Iso. Valves + 3/4” Relief Valve	1 Set
FTGV-ISO1-T-KIT-LF	1”	Threaded	1 Set H/C Iso. Valves + 3/4” Relief Valve	1 Set
FTGV-ISO34-S-KIT-LF	3/4”	Sweat	1 Set H/C Iso. Valves + 3/4” Relief Valve	1 Set
FTGV-ISO1-S-KIT-LF	1”	Sweat	1 Set H/C Iso. Valves + 3/4” Relief Valve	1 Set
FTGV-ISO34-R-KIT-LF	3/4”	Press	1 Set H/C Iso. Valves + 3/4” Relief Valve	1 Set
FTGV-ISO1-R-KIT-LF	1”	Press	1 Set H/C Iso. Valves + 3/4” Relief Valve	1 Set
FTGV-ISO34-P-KIT-LF	3/4”	F1807	1 Set H/C Iso. Valves + 3/4” Relief Valve	1 Set
FTGV-ISO1-P-KIT-LF	1”	F1807	1 Set H/C Iso. Valves + 3/4” Relief Valve	1 Set
FTGV-ISO34-F-KIT-LF	3/4”	F1960	1 Set H/C Iso. Valves + 3/4” Relief Valve	1 Set
FTGV-ISO1-F-KIT-LF	1”	F1960	1 Set H/C Iso. Valves + 3/4” Relief Valve	1 Set

Tankless Water Heater Isolation Valve

Set of Hot/Cold Tankless Isolation Valves



PRESS CONNECT

ASTM F1807 CRIMP PEX

ASTM F1960 EXPANSION PEX

PART #	SIZE	CONNECTION	DESCRIPTION	QTY
FTGV-ISO34-T-LF	3/4”	Threaded	1 Set H/C Iso. Valves	1 Set
FTGV-ISO1-T-LF	1”	Threaded	1 Set H/C Iso. Valves	1 Set
FTGV-ISO34-S-LF	3/4”	Sweat	1 Set H/C Iso. Valves	1 Set
FTGV-ISO1-S-LF	1”	Sweat	1 Set H/C Iso. Valves	1 Set
FTGV-ISO34-R-LF	3/4”	Press	1 Set H/C Iso. Valves	1 Set
FTGV-ISO1-R-LF	1”	Press	1 Set H/C Iso. Valves	1 Set
FTGV-ISO34-P-LF	3/4”	F1807	1 Set H/C Iso. Valves	1 Set
FTGV-ISO1-P-LF	1”	F1807	1 Set H/C Iso. Valves	1 Set
FTGV-ISO34-F-LF	3/4”	F1960	1 Set H/C Iso. Valves	1 Set
FTGV-ISO1-F-LF	1”	F1960	1 Set H/C Iso. Valves	1 Set

Pressure Relief Valve



- Fully automatic valve reseats itself after relieving pressure
- Suitable for tankless or closed-loop hot water systems

DOMESTIC

PART #	SIZE	CONNECTION	DESCRIPTION	QTY
FTGV-PRV034	3/4”	Threaded	1 Pressure Relief Valve	1

BALL VALVES

706 Series High Flow Drain Ball Valve

RAVEN SPECIALTY PRODUCTS

Full Port • Reversible Handle • 3 Way Adjustable • Hose Drain

PRESS CONNECT

ASTM F1807 CRIMP PEX

ASTM F1960 EXPANSION PEX



The 706 Series Ball Drain Valve enables quick isolation & drainage of any portion of a piped system. Ideal to install directly after a water meter to winterize a home and purge entire system with a simple quarter turn action. Reversible Handle alows for draining from either side of ball. Eliminates many leak paths and saves significant labor.

- Dezincification Resistant (DZR) Lead Free Brass Material
- Available in Sweat and Press Ends
- Heavy Duty Forged Brass Construction
- High Flow Hose Drain
- Reversible Handle
- Blow-out Proof Stem
- Idividually controlled drain outlets
- Adjustable Packing Gland



Threaded & SWT High Flow Drain Ball Valve

THREADED PART #	SWEAT PART #	SIZE	DESCRIPTION	INNER	MASTER
706T012-NL	706C012-NL	1/2"	Ball Valve	6	36
706T034-NL	706C034-NL	3/4"	Ball Valve	6	36
706T001-NL	706C001-NL	1"	Ball Valve	5	30
706T114-NL	706C114-NL	1-1/4"	Ball Valve	5	20
706T112-NL	706C112-NL	1-1/2"	Ball Valve	5	20
706T002-NL	706C002-NL	2"	Ball Valve	2	12

Press & PEX High Flow Drain Ball Valve

PRESS PART #	F1807 PEX PART #	F1960 PEX PART #	SIZE	DESCRIPTION	INNER	MASTER
706R012-NL	706P012-NL	706F012-NL	1/2"	Ball Valve	6	36
706R034-NL	706P034-NL	706F034-NL	3/4"	Ball Valve	6	36
706R001-NL	706P001-NL	706F001-NL	1"	Ball Valve	5	30
706R114-NL	706P114-NL	706F114-NL	1-1/4"	Ball Valve	5	20
706R112-NL	706P112-NL	706F112-NL	1-1/2"	Ball Valve	5	20
706R002-NL	706P002-NL	706F002-NL	2"	Ball Valve	2	12

3 WAY FLOW ADJUSTABLE

Valves with 3-Way adjustable flow path may be quickly and easily reconfigured to drain from either side of the ball. Simply remove the handle, turn the stem 180° and replace the handle.

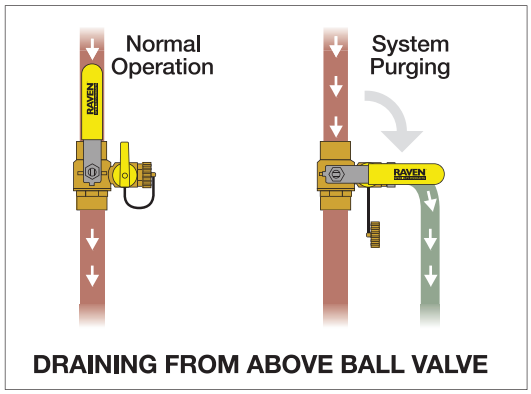

DRAINING FROM ABOVE BALL VALVE

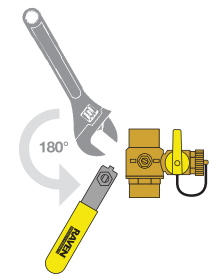

REVERSIBLE HANDLE

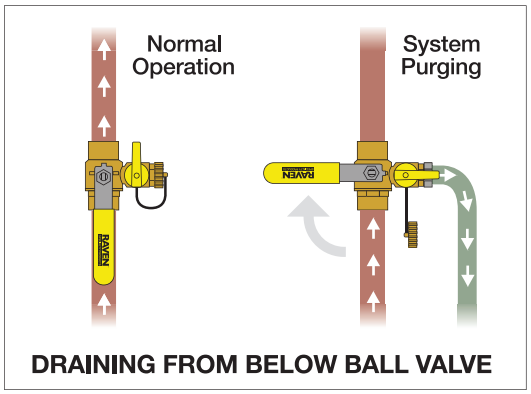

DRAINING FROM BELOW BALL VALVE

BALL VALVES

Navien® Style Manifold Assembly

RAVEN SPECIALTY PRODUCTS

For Navien® Tank With Water Heater



- Eliminates 25 Leak Paths
- Saves Over 3.5 Hours of Labor
- Eliminates Costly Field Fabrication
- Avoids Precise Calculations
- Simplifies Future Maintenence
- Easy Installation for Navien® Systems
- Installation Kits Fit Over 200 Different Boilers

PART #	SIZE	DESCRIPTION	INNER	MASTER
NCM112	1-1/2"	Copper Mainfold Assembly	1	1

Purge Station with Boiler Drain

RAVEN SPECIALTY PRODUCTS

Heavy Duty Forged Brass Body • Reversible Steel Lever Handle



- Heavy Duty Forged Brass Body
- Designed for Easy Purge of Water System
- IPS End Complies with ANSI B1.20.1
- Hose End Complies with ANSI B1.20.7
- Conforms to Federal Spec WWV-35C

PART #	SIZE	DESCRIPTION	INNER	MASTER
PS34CC	3/4" C x C	Purge Station w/ Boiler Drain	1	25
PS34CF	3/4" C x F	Purge Station w/ Boiler Drain	1	25
PS34CM	3/4" C x M	Purge Station w/ Boiler Drain	1	25
PS1CC	1" C x C	Purge Station w/ Boiler Drain	1	25
PS1CF	1" C x F	Purge Station w/ Boiler Drain	1	25

Mini Ball Valve

Lead Free • Full Port • Butterfly Handle • Forged Brass Body



- Dezincification Resistant (DZR) Lead Free Brass Material
- Blow Out Proof Stem Design
- Forged Brass Body
- Double EPDM O-Rings
- Lead Free
- Thread End Complies with ANSI B1.20.1
- 600 psi WOG 150 psi WSP Service
- Temperature Range : 100 PSI at 180°F

PART #	SIZE	DESCRIPTION	INNER	MASTER
615MF014-NL	1/4" MIP x 1/4" FIP	Mini Ball Valve	10	120
615MF018-NL	1/8" MIP x 1/8" FIP	Mini Ball Valve	10	120
615FF014-NL	1/4" FIP x 1/4" FIP	Mini Ball Valve	5	50
615FF018-NL	1/8" FIP x 1/8" FIP	Mini Ball Valve	5	50

Boiler Trim Isolation Valves

RAVEN SPECIALTY PRODUCTS

Air Vent & Gauge Isolator • Forged Brass Body



- Extended Design for Airvent Isolation
- Vent Flag Won't Interfere with Ball Valve Operation
- Ball Pressure Rating 125 Lbs.
- Maximum Temperature 180°F
- Avoids Need to Drain System to Swap Gauges

PART #	SIZE	DESCRIPTION	INNER	MASTER
1818MF	1/8"M x 1/8"F	Air Vent Isolator	21	336
1414MF	1/4"M x 1/4"F	Gauge Isolator	21	336
3838MF	3/8"M x 3/8"F	Gauge Isolator	1	**168**
1212MF	1/2"M x 1/2"F	Gauge Isolator	16	320

EXPANSION TANK VALVES

Expansion Tank Service Valve

Full Port Drain • Lead Free

NEW

4 In 1 Alternative

Replaces a Ball Valve
2 Tee Fittings
& Drain Valve





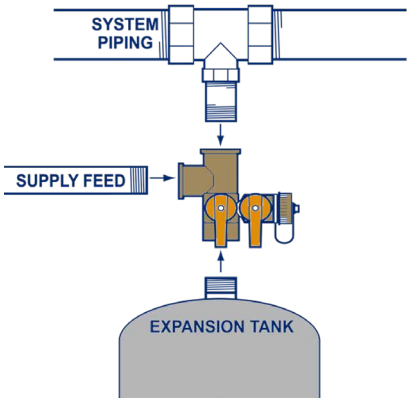

- Includes Hi-Flow Hose Drain with Cap
- Available with FIP or MIP Top Outlet
- Allows for Easy Maintenance of System
- Isolate, Drain and Replace any Expansion Tank
- Quickly connect entire system to the cold water feed
- 600 CWP

PART #	DESCRIPTION	INNER	MASTER
EXPM4012-NL	1/2" MIP x FIP x FIP x HoseTank Valve	1	20
EXPT4012-NL	1/2" FIP x FIP x FIP x Hose Tank Valve	1	20

Shut Off Expansion Tank Valve

RAVEN SPECIALTY PRODUCTS

Labor Saving Design • Brass Body



- Isolates Expansion Tank & Allows the Boiler to Fill at 0 Pressure
- Installs Between Expansion Tank & Air Scoop
- Labor Saving Design - Saves at Least 8 Soldered Joints
- Allows for Easy Maintenance of Heating System

Single Shut Off Expansion Tank Valve

PART #	SIZE	DESCRIPTION	INNER	MASTER
1129	1/2"	Male x Female w/ Waste & Branch	10	50

Double Shut Off Expansion Tank Valve

PART #	SIZE	DESCRIPTION	INNER	MASTER
1130	1/2"	Male x Female w/ Waste & Branch w/shutoff	1	1

Expansion Tank Isolator w/ Waste

RAVEN SPECIALTY PRODUCTS

MIP x FIP • Forged Brass Body



- Isolates Allowing Release of Pressure for Tank Removal
- Prevents Hazardous Water Spray
- Avoids Need to Drain System

PART #	SIZE	DESCRIPTION	INNER	MASTER
1127	1/2"M x 1/2"F	Tank Isolator	10	100
1128	3/4"M x 3/4"F	Tank Isolator	5	50

CHECK VALVES

210 Series Swing Check Valve

CSA Approved • Cast Brass Body • Cast Brass Disc • Prevent Backflow

IPS



SWT



- 200 PSI WOG 125 PSI SWP
- Threaded Ends Comply with ANSI B2.1
- Solder Ends Comply with ANSI B16.18
- CSA Certified
- Conforms to NSF/ANSI-61/ 372

Lead Free Swing Check Valve

THREADED PART #	SWEAT PART #	SIZE	DESCRIPTION	INNER	MASTER
210T012-NL	**210C012-NL**	1/2"	Lead Free Swing Check Valve	10	100
210T034-NL	**210C034-NL**	3/4"	Lead Free Swing Check Valve	10	100
210T001-NL	**210C001-NL**	1"	Lead Free Swing Check Valve	5	50
210T114-NL	**210C114-NL**	1-1/4"	Lead Free Swing Check Valve	5	30
210T112-NL	**210C112-NL**	1-1/2"	Lead Free Swing Check Valve	5	30
210T002-NL	**210C002-NL**	2"	Lead Free Swing Check Valve	2	12
210T212-NL	**210C212-NL**	2-1/2"	Lead Free Swing Check Valve	1	8
210T003-NL	**210C003-NL**	3"	Lead Free Swing Check Valve	1	5
210T004-NL	**210C004-NL**	4"	Lead Free Swing Check Valve	1	4

Swing Check Valve

THREADED PART #	SWEAT PART #	SIZE	DESCRIPTION	INNER	MASTER
210T012	**210C012**	1/2"	Swing Check Valve	10	100
210T034	**210C034**	3/4"	Swing Check Valve	10	100
210T001	**210C001**	1"	Swing Check Valve	5	50
210T114	**210C114**	1-1/4"	Swing Check Valve	5	25
210T112	**210C112**	1-1/2"	Swing Check Valve	5	25
210T002	**210C002**	2"	Swing Check Valve	2	12
210T212	**210C212**	2-1/2"	Swing Check Valve	1	8
210T003	**210C003**	3"	Swing Check Valve	1	5
210T004	**210C004**	4"	Swing Check Valve	1	4

400 Series Press Swing Check Valve

Cast Brass Body • Cast Brass Disc • Press Ends • Prevent Backflow

PRESS CONNECT



- 200 PSI WOG 125 PSI SWP
- CSA Certified
- Certified to NSF/ANSI-61/ 372
- Press Ends conform to ANSI Z1157

PART #	SIZE	DESCRIPTION	INNER	MASTER
400R012-NL	1/2"	Press Fit Swing Check Valve	10	160
400R034-NL	3/4"	Press Fit Swing Check Valve	10	120
400R001-NL	1"	Press Fit Swing Check Valve	5	60
400R114-NL	1-1/4"	Press Fit Swing Check Valve	5	40
400R112-NL	1-1/2"	Press Fit Swing Check Valve	5	30
400R002-NL	2"	Press Fit Swing Check Valve	2	24

CHECK VALVES & Y STRAINERS

Inline Spring Loaded Check Valve

Lead Free • Cast Brass Body

IPS



SWT



- Can be Installed in a Horizontal or Vertical Position
- Temperature Rating 180°F
- Cold Working Pressure (CWP): 200 psi. Non Shock
- Threaded Ends Comply ANSI B2.1
- Solder Ends Comply with ANSI B16.18
- Conforms to NSF/ANSI-61/372

THREADED PART #	SWEAT PART #	SIZE	DESCRIPTION	INNER	MASTER
150T012-NL	**150C012-NL**	1/2"	Inline Check Valve	10	100
150T034-NL	**150C034-NL**	3/4"	Inline Check Valve	10	80
150T100-NL	**150C100-NL**	1"	Inline Check Valve	6	60
150T114-NL	**150C114-NL**	1-1/4"	Inline Check Valve	4	40
150T112-NL	**150C112-NL**	1-1/2"	Inline Check Valve	5	30
150T200-NL	**150C200-NL**	2"	Inline Check Valve	5	20

Press Inline Spring Check Valve

Lead Free • Brass Body

PRESS CONNECT



- Can be Installed in a Horizontal or Vertical Position
- Temperature Rating 180°F
- Cold Working Pressure (CWP): 200 psi. Non Shock
- Press Ends conform to ANSI Z1157
- Certified to NSF/ANSI-61/372

PRESS PART #	SIZE	DESCRIPTION	INNER	MASTER
150R012-NL	1/2"	Press Inline Check Valve	10	100
150R034-NL	3/4"	Press Inline Check Valve	10	80
150R100-NL	1"	Press Inline Check Valve	6	60
150R114-NL	1-1/4"	Press Inline Check Valve	4	40
150R112-NL	1-1/2"	Press Inline Check Valve	5	30
150R200-NL	2"	Press Inline Check Valve	5	20

Y-Strainer

With Plug • Bronze Body and Plug • Stainless Steel Mesh Screen

IPS



SWT



- Screwed Cap with Plug
- Stainless Steel Mesh Screen
- Tempature Rating 180°F
- Pressure rating 150 SWP
- Threaded Ends Comply with ANSI B2.1
- Solder Ends Comply with ANSI B16.18
- Certified to NSF/ANSI-61/372

THREADED PART #	SWEAT PART #	SIZE	DESCRIPTION	INNER	MASTER
100T012-NL	**100C012-NL**	1/2"	Y-Strainer	12	48
100T034-NL	**100C034-NL**	3/4"	Y-Strainer	8	48
100T100-NL	**100C100-NL**	1"	Y-Strainer	8	32
100T114-NL	**100C114-NL**	1-1/4"	Y-Strainer	6	24
100T112-NL	**100C112-NL**	1-1/2"	Y-Strainer	2	16
100T200-NL	**100C200-NL**	2"	Y-Strainer	2	8

Y STRAINERS & GATE VALVES

105 Series Y-Strainer

Brass Body and Plug • Compact Design • Stainless Steel Mesh Screen

IPS



- Screwed Cap with Plug
- Stainless Steel Mesh Screen
- Tempature Rating 200°F
- Pressure rating 200 SWP
- Threaded Ends Comply with ANSI B1.20.1
- Conforms to NSF/ANSI-61/372

PART #	SIZE	DESCRIPTION	INNER	MASTER
105T012-NL	1/2"	Threaded Y-Strainer	12	48
105T034-NL	3/4"	Threaded Y-Strainer	8	48
105T100-NL	1"	Threaded Y-Strainer	8	32
105T114-NL	1-1/4"	Threaded Y-Strainer	6	24
105T112-NL	1-1/2"	Threaded Y-Strainer	2	16
105T200-NL	2"	Threaded Y-Strainer	2	8

105 Series Press Y-Strainer

Press Connection • Brass Body and Plug • Stainless Steel Mesh Screen

PRESS CONNECT



- Screwed Cap with Plug
- Stainless Steel Mesh Screen
- Tempature Rating 200°F
- Pressure rating 200 SWP
- Press Ends conform to ANSI Z1157
- Certified to NSF/ANSI-61/372

PART #	SIZE	DESCRIPTION	INNER	MASTER
105R012-NL	1/2"	Press Y-Strainer	12	48
105R034-NL	3/4"	Press Y-Strainer	8	48
105R100-NL	1"	Press Y-Strainer	8	32
105R114-NL	1-1/4"	Press Y-Strainer	6	24
105R112-NL	1-1/2"	Press Y-Strainer	2	16
105R200-NL	2"	Press Y-Strainer	2	8

205R Series Press Gate Valve

Press Connection • Brass Body & Disc • 200 WOG

PRESS CONNECT



- Brass Body and Disc
- Non Rising Stem
- Cast Iron Wheel Handle
- Press Ends conform to ANSI Z1157
- 200 WOG Non Shock
- Temperature Range : 180°F
- Certified to NSF/ANSI-61/ 372 Standards

PART #	SIZE	DESCRIPTION	INNER	MASTER
205R012	1/2"	Press Gate Valve	10	100
205R034	3/4"	Press Gate Valve	10	80
205R001	1"	Press Gate Valve	5	50
205R114	1-1/4"	Press Gate Valve	5	40
205R112	1-1/2"	Press Gate Valve	5	30
205R002	2"	Press Gate Valve	2	20

GATE VALVES

207 Series Heavy Duty Gate Valve

Cast Brass Body & Disc • 200 WOG

HEAVY DUTY



- Heavy Duty Construction
- Cast Brass Body and Disc
- Non Rising Stem
- Cast Iron Wheel Handle
- Threaded Ends Comply with ANSI B1.20.1
- Solder Ends Comply with ANSI B16.18
- 200 WOG Non Shock
- Temperature Range : 180°F
- Conforms to NSF/ANSI-61/ 372 Standards

LEAD FREE PART #	PART #	SIZE	DESCRIPTION	INNER	MASTER
207T112-NL	207T012	1/2"	IPS Heavy Duty Gate Valve	10	100
-	207T034	3/4"	IPS Heavy Duty Gate Valve	10	80
-	207T001	1"	IPS Heavy Duty Gate Valve	5	50
-	207T114	1-1/4"	IPS Heavy Duty Gate Valve	5	40
-	207T112	1-1/2"	IPS Heavy Duty Gate Valve	5	30
207T002-NL	207T002	2"	IPS Heavy Duty Gate Valve	2	20
-	207T212	2-1/2"	IPS Heavy Duty Gate Valve	1	8
-	207T003	3"	IPS Heavy Duty Gate Valve	1	6
-	207T004	4"	IPS Heavy Duty Gate Valve	1	4

205 Series Brass Gate Valve

Cast Brass Body & Disc • 200 WOG





- Cast Brass Body and Disc
- Non Rising Stem
- Cast Iron Wheel Handle
- Threaded Ends Comply with ANSI B1.20.1
- Solder Ends Comply with ANSI B16.18
- 200 WOG Non Shock
- Temperature Range : 180°F
- Conforms to NSF/ANSI-61/ 372 Standards

Lead Free Brass Gate Valve

THREADED PART #	SWEAT PART #	SIZE	DESCRIPTION	INNER	MASTER
205T014-NL	-	1/4"	Brass Gate Valve	10	100
205T038-NL	-	3/8"	Brass Gate Valve	10	100
205T012-NL	205C012-NL	1/2"	Brass Gate Valve	10	100
205T034-NL	205C034-NL	3/4"	Brass Gate Valve	10	80
205T001-NL	205C001-NL	1"	Brass Gate Valve	5	50
205T114-NL	205C114-NL	1-1/4"	Brass Gate Valve	5	40
205T112-NL	205C112-NL	1-1/2"	Brass Gate Valve	5	30
205T002-NL	205C002-NL	2"	Brass Gate Valve	2	20
205T212-NL	205C212-NL	2-1/2"	Brass Gate Valve	1	8
205T003-NL	205C003-NL	3"	Brass Gate Valve	1	6
205T004-NL	205C004-NL	4"	Brass Gate Valve	1	4

Brass Gate Valve

THREADED PART #	SWEAT PART #	SIZE	DESCRIPTION	INNER	MASTER
205T014	-	1/4"	Gate Valve	10	100
205T038	-	3/8"	Gate Valve	10	100
205T012	205C012	1/2"	Gate Valve	10	100
205T034	205C034	3/4"	Gate Valve	10	80
205T001	205C001	1"	Gate Valve	5	50
205T114	205C114	1-1/4"	Gate Valve	5	40
205T112	205C112	1-1/2"	Gate Valve	5	30
205T002	205C002	2"	Gate Valve	2	20
205T212	205C212	2-1/2"	Gate Valve	1	8
205T003	205C003	3"	Gate Valve	1	6
205T004	205C004	4"	Gate Valve	1	4

GATE & STOP VALVES

205 Series Comp Brass Gate Valve

200 WOG Non Shock • Cast Brass Body & Disc • Conpression Connection



- Non Rising Stem
- Cast Iron Wheel Handle
- Compression Ends
- 200 WOG Non Shock
- Temperature Range : 180°F
- Conforms to NSF/ANSI-61/ 372 Standards

LEAD FREE PART #	PART #	SIZE	DESCRIPTION	INNER	MASTER
205P012-NL	205P012	1/2"	Comp X Comp Brass Gate Valve	10	80
205P034-NL	205P034	3/4"	Comp X Comp Brass Gate Valve	10	60
205P001-NL		1"	Comp X Comp Brass Gate Valve	5	40

410 Series Stop and Waste Valve

Purge Drain • Lead Free • Forged Brass Body • 125 WOG



- Forged Brass Body
- Compression Style Stop Valve
- Threaded Ends Comply with ANSI B2.1
- Sweat Ends Conform to ASME B16.18
- Conforms to NSF/ANSI-61/ 372 Standards
- 125 WOG

THREADED PART #	SWEAT PART #	SIZE	DESCRIPTION	INNER	MASTER
410T012-NL	410C012-NL	1/2"	Stop and Waste Valve	10	80
410T034-NL	410C034-NL	3/4"	Stop and Waste Valve	10	60

Straight Short Globe Style Stop Valve

Lead Free • Forged Brass Body • 125 WOG



- Forged Brass Body
- Compression Style Stop Valve
- Threaded Ends Comply with ANSI B2.1
- Sweat Ends Conform to ASME B16.18
- Conforms to NSF/ANSI-61/ 372 Standards
- 125 WOG

THREADED PART #	SWEAT PART #	SIZE	DESCRIPTION	INNER	MASTER
73122-NL	73121-NL	1/2"	Short Globe Valve	10	100
73342-NL	73341-NL	3/4"	Short Globe Valve	10	100

Angle Short Globe Style Stop Valve

Lead Free • Forged Brass Body • 125 WOG



- Forged Brass Body
- Compression Style Stop Valve
- Threaded Ends Comply with ANSI B2.1
- Sweat Ends Conform to ASME B16.18
- Conforms to NSF/ANSI-61/ 372 Standards
- 125 WOG

THREADED PART #	SWEAT PART #	SIZE	DESCRIPTION	INNER	MASTER
74122-NL	74121-NL	1/2"	Short Globe Valve	10	100
74342-NL	74341-NL	3/4"	Short Globe Valve	10	100

GATE & STOP VALVES

Long Bonnet Gate Valve

Lead Free • Cast Brass Body • 200 WOG



- Cast Brass
- Long Bonnet Allows Ease of Access
- 200 PSI WOG
- Threaded Ends Comply with ANSI B2.1
- Sweat Ends Conform to ASME B16.18
- Conforms to NSF/ANSI-61/ 372 Standards
- Temperature Rating 245°F

THREADED PART #	SWEAT PART #	SIZE	DESCRIPTION	INNER	MASTER
44122-NL	**44121-NL**	1/2"	Long Bonnet Gate Valve	10	80
44342-NL	**44341-NL**	3/4"	Long Bonnet Gate Valve	10	60

822 Series Heavy Duty Long Bonnet Gate Valve

RAVEN SPECIALTY PRODUCTS

Lead Free • Cast Brass Body • 300 WOG

HEAVY DUTY



- Cast Brass
- Long Bonnet Allows Ease of Access
- Rising Stem
- Conforms to Federal Specs MSS-SP80
- Threaded Ends Comply with ANSI B2.1
- Sweat Ends Conform to ASME B16.18
- Conforms to NSF/ANSI-61/ 372 Standards
- 300 WOG - 150 SWP

THREADED PART #	SWEAT PART #	SIZE	DESCRIPTION	INNER	MASTER
822T012-NL	**822C012-NL**	1/2"	Heavy Duty Long Bonet Gate Valve	10	80
822T034-NL	**822C034-NL**	3/4"	Heavy Duty Long Bonet Gate Valve	10	60

43 Series Long Bonnet Stop Valve

Lead Free • Forged Brass Body • 125 WOG



- Brass Body
- Long Bonnet Allows Ease of Access
- Rising Stem
- Compression Style Stop Valve
- Threaded Ends Comply with ANSI B2.1
- Sweat Ends Conform to ASME B16.18
- Conforms to NSF/ANSI-61/ 372 Standards
- 125 WOG Non Shock
- Temperature Rating 180°F

THREADED PART #	SWEAT PART #	SIZE	DESCRIPTION	INNER	MASTER
43122-NL	**43121-NL**	1/2"	Long Bonet Stop Valve	10	100
43342-NL	**43341-NL**	3/4"	Long Bonet Stop Valve	10	100

BOILER DRAINS

FIP Boiler Drain w/Stuffing Box

FIP X Hose • 125 WOG • Brass Body



- Brass Body
- Angle Pattern Boiler Drain with Stuffing Box
- CSA and Truesdail Certified
- Lead Free Models Conform to NSF/ANSI 61-8 /372
- Maximum Temperature: 180°F
- ISO:9001 Approved Manufacturer

LEAD FREE PART #	PART #	SIZE	DESCRIPTION	INNER	MASTER
4612F-NL	**4612F**	1/2"	Boiler Drain	10	100
4634F-NL	**4634F**	3/4"	Boiler Drain	10	100

MIP Boiler Drain w/Stuffing Box

MIP X Hose • 125 WOG • Brass Body



- Brass Body
- Angle Pattern Boiler Drain with Stuffing Box
- 1/2" Inlet is Dual MIP & Sweat
- Lead Free Models Conform to NSF/ANSI 61-8 /372
- CSA Certified - ASME A112.18.1/CSA B125.1
- Maximum Temperature: 180°F
- ISO:9001 Approved Manufacturer

LEAD FREE PART #	PART #	SIZE	DESCRIPTION	INNER	MASTER
4612-NL	**4612**	1/2"	Boiler Drain	10	100
4634-NL	**4634**	3/4"	Boiler Drain	10	100

PEX Boiler Drain w/Stuffing Box

FIP X Hose • 125 WOG • Brass Body

ASTM F1807 CRIMP PEX



- Brass Body
- Angle Pattern Boiler Drain with Stuffing Box
- CSA and Truesdail Certified
- Lead Free Models Conform to NSF/ANSI 61-8 /372
- Maximum Temperature: 180°F
- ISO:9001 Approved Manufacturer

LEAD FREE PART #	SIZE	DESCRIPTION	INNER	MASTER
4612P-NL	1/2"	Boiler Drain	10	100
4634P-NL	3/4"	Boiler Drain	10	100

1/4 Turn Boiler Drain

MIP X Hose • Brass Body



- Brass Body
- Chrome Plated Brass Ball
- Quarter Turn Butterfly style aluminum T-handle
- Lead Free Models Conform to NSF/ANSI 61-8 /372
- Conforms to ASME A112.18.1-2011
- Pressure Rating is 125 PSI
- Temperature Rating 160°F

LEAD FREE PART #	PART #	SIZE	DESCRIPTION	INNER	MASTER
46122-NL	**46122**	1/2"	1/4 Turn Boiler Drain	10	100
46342-NL	**46342**	3/4"	1/4 Turn Boiler Drain	10	100

1/4 Turn Boiler Drain

RAVEN SPECIALTY PRODUCTS

High Temperature • Ceramic Disc • MIP X Hose • Brass Body



- Brass Body
- 45° Angle Prevents Hose Kinking
- 300 PSI 32°- 300°F
- Ceramic Disc Allow for High Temperatures
- Extended Threads on Bib Spout for Secure Connection
- Low Operating Torque
- Lead Free Meets NSF-61 Standard

LEAD FREE PART #	SIZE	DESCRIPTION	INNER	MASTER
12CCBD-NL	1/2"	1/4 Turn Boiler Drain	5	60
34CCBD-NL	3/4"	1/4 Turn Boiler Drain	5	60

BOILER DRAINS

Hose Bibs / Boiler Drains

RAVEN SPECIALTY PRODUCTS

Lead Free • Forged Brass Body

- 45° Angle Prevents Hose Kinking
- Adjustable Stem Packing Gland
- 125 PSI at 32° to 200°F
- Forged Brass
- Low Operating Torque
- Lead Free Meets NSF-61 Standard
- Leaded Meets ANSI/NSF 14 Standard
- Extended Threads on Bib Spout for Secure Connection

Press T-Handle Boiler Drain



LEAD FREE PART #	SIZE	INNER	MASTER
12BDBTR-NL	1/2"	10	100
34BDBTR-NL	3/4"	10	100

Lever Handle Brass Boiler Drain



LEAD FREE PART #	SIZE	INNER	MASTER
12BDBL-NL	1/2"	10	100
34BDBL-NL	3/4"	5	50

T-Handle Brass Boiler Drain



LEAD FREE PART #	PART #	SIZE	INNER	MASTER
12BDBT-NL	12BDBT	1/2"	10	100
34BDBT-NL	34BDBT	3/4"	5	50

Lever Handle Chrome Plated Boiler Drain



LEAD FREE PART #	PART #	SIZE	INNER	MASTER
12BDCL-NL		1/2"	10	100
34BDCL-NL	34BDCL	3/4"	5	50

T-Handle Chrome Plated Boiler Drain



LEAD FREE PART #	SIZE	INNER	MASTER
12BDCT-NL	1/2"	10	100
34BDCT-NL	3/4"	5	50

Loose Key Brass Boiler Drain w/ Cap



LEAD FREE PART #	SIZE	INNER	MASTER
R1670	1/2"	10	100

T-Handle Long Body Boiler Drain



LEAD FREE PART #	SIZE	INNER	MASTER
12LBBD-NL	1/2"	10	100
34LBBD-NL	3/4"	5	50

Loose Key Chrome Boiler Drain w/ Cap



LEAD FREE PART #	SIZE	INNER	MASTER
R1671	1/2"	10	100

Street End Boiler Drain

- New Design with Dimensions of Our Acclaimed 1/4 Turn Boiler Drain
- Street Ends Enable Sweating Walve Directly into Wrot Fitting
- Offers a Nice Clean Look When Installed



Extended Street For Press Connections

LEAD FREE PART #	SIZE	INNER	MASTER
12BDSX-NL	1/2" Male Swt	10	100
34BDSX-NL	3/4" Male Swt	5	50



Street End Lever

LEAD FREE PART #	SIZE	INNER	MASTER
12BDBT#2-NL	1/2" Male Swt	10	100



Long Body Street End

LEAD FREE PART #	SIZE	INNER	MASTER
12BDBTLB-NL	1/2" Male Swt	10	100
34BDBTLB-NL	3/4" Male Swt	5	50

HOSE BIBS & SILLCOCKS

1/4 Turn Hose Bib

MIP X Hose • Aluminum Handle



- Cast Brass Body
- NSF/ANSI 372 Compliant
- Conforms to AMSE A112.18/CSA B125
- Pressure Rating 125 PSI
- Maximum Temperature: 200°F
- Manufactured in an ISO-9002 compliant facility

LEAD FREE PART #	PART #	SIZE	DESCRIPTION	INNER	MASTER
46121-NL	**46121**	1/2"	MIP/SWT Hose Bib	10	100
46341-NL	**46341**	3/4"	MIP/FIP Hose bib	10	100

1/4 Turn No Kink Hose Bib

MIP X Hose • Brass Body



- Brass Body
- Chrome Plated Brass Ball
- Butterfly style aluminum T-handle
- Conforms to ASME A112.18.1-2011
- Conforms to NSF 61-G
- Pressure rating is 125 PSI
- Temperature rating is 160°F

LEAD FREE PART #	PART #	SIZE	DESCRIPTION	INNER	MASTER
46123-NL	**46123**	1/2"	No Kink Hose Bib	10	100
46343-NL	**46343**	3/4"	No Kink Hose Bib	10	100

1/4 Turn No Kink Hose Bib

MIP X Hose • Brass Body



- Brass Body
- Butterfly style aluminum T-handle
- NSF/ANSI 372 Compliant
- Compliant to ASME A112.18.1-2011/CSA B125.1-11
- Pressure rating is 125 PSI WWP Non Shock
- Temperature rating is 200°F

LEAD FREE PART #	SIZE	DESCRIPTION	INNER	MASTER
46124-NL	1/2"	MIP/SWT X Plain End 1/4 Turn	10	100

Multi-Turn Sillcock

FIP X Hose • Brass Body



- Cast Brass Body
- Multi Turn Sillcock with Stuffing Box
- Turn Wheel Handle
- Complies with NSF/ANSI 372-2011
- Conforms to ASME A112.18.5/CSA B125.1
- Pressure rating is 125 PSI WWP Non Shock
- Temperature rating is 180°F

LEAD FREE PART #	PART #	SIZE	DESCRIPTION	INNER	MASTER
4712-NL	**4712**	1/2"	IPS Sillcock	10	100
4734-NL	**4734**	3/4"	IPS Sillcock	10	100
4722-NL	**4722**	1/2"	SWT Sillcock	10	100

1/4 Turn Sillcock

FIP X Hose • Brass Body



- Brass Body
- Chrome Plated Brass Ball
- Aluminum T-handle
- NSF/ANSI 372 Compliant
- Complies with ASME A112.18.1-2011/CSA B125.1-11

LEAD FREE PART #	PART #	SIZE	DESCRIPTION	INNER	MASTER
47122-NL	**47122**	1/2"	1/4 Turn IPS Sillcock	10	100
47342-NL	**47342**	3/4"	1/4 Turn IPS Sillcock	10	100
47122P-NL		1/2"	1/4 Turn Pex Sillcock	10	100
47342P-NL		3/4"	1/4 Turn Pex Sillcock	10	100

Ceramic Cartridge Sillcock

RAVEN SPECIALTY PRODUCTS

1/4 Turn • Rough Brass •



- Rough Brass
- 1/4 Turn Wheel Handle Design
- Ceramic Cartridge

LEAD FREE PART #	PART #	SIZE	DESCRIPTION	INNER	MASTER
1167IPS-NL	**1167-IPS**	1/2"	IPS Sillcock	10	100
1168IPS-NL	**1168-IPS**	3/4"	IPS Sillcock	10	100
1167C-NL	**1167-C**	1/2"	SWT Sillcock	10	100

Chrome Plated Lever Handle Sillcock

RAVEN SPECIALTY PRODUCTS

Oversized Flange • 1/4 Turn On/Off • High Grade Corrosion Resistant Material



- Available in Threaded, Sweat, Pex F1807 & Pex F1960
- Design for Multi Purpose Outdoor and Indoor Installations
- High Grade Construction Provides Added Resistance to Corrosion
- Stainless Steel Handle & Nuts
- Suitable For a Full Range of Liquids
- Adjustable Stem Sacking Gland
- Extended Bib Threads for Secure Connection
- Oversized Flange for Added Protection and Ease of Installation
- Easy Grip Lever Handle Provides Quick 1/4 Turn On/Off Operation
- Operating Temp 33°F - 300°F
- Max. Operating Pressure 360 PSI
- Patented Item
- Lead Free Models Conform to NSF/ANSI-61/372



IPS



SWT



PEX F1960



PEX F1807

LEAD FREE PART #	PART #	SIZE	DESCRIPTION	INNER	MASTER
1165-IPS-NL	**1165-IPS**	1/2"	IPS Chrome Plated Sillcock	10	100
1166-IPS-NL	**1166-IPS**	3/4"	IPS Chrome Plated Sillcock	5	100
1165-C-NL	**1165-C**	1/2"	SWT Chrome Plated Sillcock	10	100
1166-C-NL	**1166-C**	3/4"	SWT Chrome Plated Sillcock	5	100
1165WIR-NL	**1165-WIR**	1/2"	Pex F1960	10	50
1165PEX-NL		1/2"	Pex F1807	10	50

Chrome Plated Sillcock SPECIFICATIONS

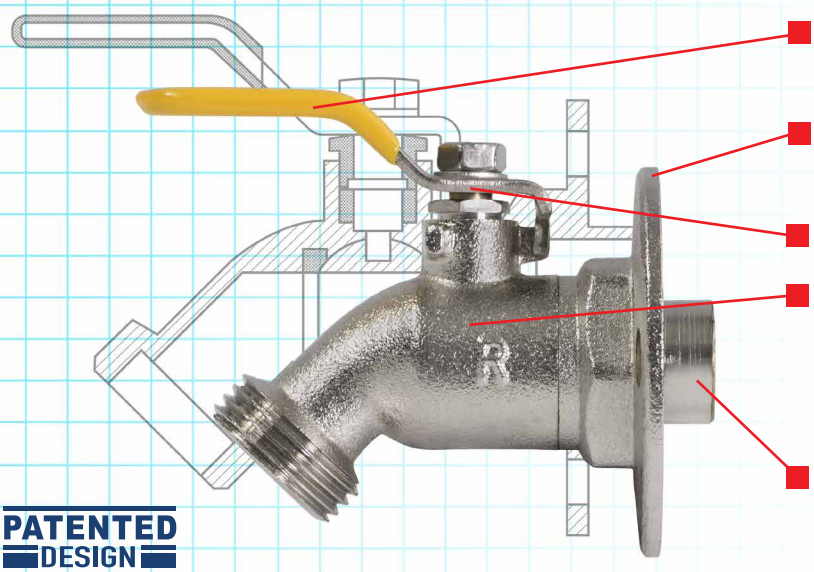

PATENTED DESIGN

- Easy Grip Lever Handle For Quick On/Off Operation
- Extra Wide Flange For Added Surface Coverage & Protection
- Stainless Steel Handle & Nut
- High Grade Corrosion Resistant Material Provides A Longer Lasting Protection For A Variety Outdoor & Indoor Applications
- Available in Threaded, Sweat, Pex F1807 & Pex F1960

FROST FREE SILLCOCKS

Multi Turn Frost Free Sillcock

3/4" Hose x 1/2" • Available In MIP/SWT, F1807 PEX & F1960 PEX Ends



- Durable Chrome-Plated Body Offers Superior Corrosion Resistance
- Extended-Hub Handwheel Allows for Easy On/Off Operation
- Includes Tapered Sill Wedge, for Easier Installation at Proper Angle
- NL Models Certified to Meet Federal Lead Free Requirements
- Cold Working Pressure 125 PSI
- Truesdale Labs Certified to ANSI/NSF Standard 61-9/372
- MIP/SWT Ends Conform to ANSI / ASME B1.20.1, ANSI / ASME B16.18
- Crimp Pex Ends Conform to ASTM F1807
- Expansion Pex Ends Conform to ASTM F1960
- ISO:9001 Approved Manufacturer
- Replacement Cartridge and Handle Available



MIP/SWT Frost Free Sillcock

LEAD FREE PART #	PART #	SIZE	DESCRIPTION	INNER	MASTER
6204-NL	**6204**	4"	MIP/SWT Chrome Plated Hose Bib	2	40
6206-NL	**6206**	6"	MIP/SWT Chrome Plated Hose Bib	2	40
6208-NL	**6208**	8"	MIP/SWT Chrome Plated Hose Bib	2	40
6210-NL	**6210**	10"	MIP/SWT Chrome Plated Hose Bib	2	40
6212-NL	**6212**	12"	MIP/SWT Chrome Plated Hose Bib	2	40
6214-NL	**6214**	14"	MIP/SWT Chrome Plated Hose Bib	2	40



F1807 Pex Frost Free Sillcock

LEAD FREE PART #	SIZE	DESCRIPTION	INNER	MASTER
6204P-NL	4"	F1807 Pex Chrome Plated Hose Bib	2	40
6206P-NL	6"	F1807 Pex Chrome Plated Hose Bib	2	40
6208P-NL	8"	F1807 Pex Chrome Plated Hose Bib	2	40
6210P-NL	10"	F1807 Pex Chrome Plated Hose Bib	2	40
6212P-NL	12"	F1807 Pex Chrome Plated Hose Bib	2	40
6214P-NL	14"	F1807 Pex Chrome Plated Hose Bib	2	40



F1960 Pex Frost Free Sillcock

LEAD FREE PART #	SIZE	DESCRIPTION	INNER	MASTER
6204F-NL	4"	F1960 Pex Chrome Plated Hose Bib	2	40
6206F-NL	6"	F1960 Pex Chrome Plated Hose Bib	2	40
6208F-NL	8"	F1960 Pex Chrome Plated Hose Bib	2	40
6210F-NL	10"	F1960 Pex Chrome Plated Hose Bib	2	40
6212F-NL	12"	F1960 Pex Chrome Plated Hose Bib	2	40
6214F-NL	14"	F1960 Pex Chrome Plated Hose Bib	2	40

Replacement Handle



PART #
62HANDLE

Replacement Cartridge



PART #					
6204CAR 4"	**6206CAR** 6"	**6208CAR** 8"	**6210CAR** 10"	**6212CAR** 12"	**6214CAR** 14"

FROST FREE SILLCOCKS

Multi Turn Frost Free Sillcock with Vacuum Breaker

3/4" Hose x 1/2" • Available In MIP/SWT, F1807 PEX & F1960 PEX Ends



- Anti-Siphon Vacuum Breaker and Internal Check Valve, Prevent Backflow
- Durable Chrome-Plated Body Offers Superior Corrosion Resistance
- Extended-Hub Handwheel Allows for Easy On/Off Operation
- Includes Tapered Sill Wedge, for Easier Installation at Proper Angle
- Certified to A.S.S.E. Standard 1019, Type A
- NL Models Certified to Meet Federal Lead Free Requirements
- Cold Working Pressure 125 PSI
- Truesdale Labs Certified to ANSI/NSF Standard 61-9/372
- CSA Certified
- MIP/SWT Ends Conform to ANSI / ASME B1.20.1, ANSI / ASME B16.18
- Crimp Pex Ends Conform to ASTM F1807
- Expansion Pex Ends Conform to ASTM F1960
- ISO:9001 Approved Manufacturer
- Replacement Cartridge, Handle and Cap Available



MIP/SWT Frost Free Sillcock

LEAD FREE PART #	PART #	SIZE	DESCRIPTION	INNER	MASTER
62041-NL		4"	MIP/SWT Chrome Plated Hose Bib	2	40
62061-NL	62061	6"	MIP/SWT Chrome Plated Hose Bib	2	40
62081-NL	62081	8"	MIP/SWT Chrome Plated Hose Bib	2	40
62101-NL	62101	10"	MIP/SWT Chrome Plated Hose Bib	2	40
62121-NL	62121	12"	MIP/SWT Chrome Plated Hose Bib	2	40
620141-NL		14"	MIP/SWT Chrome Plated Hose Bib	2	40



F1807 Pex Frost Free Sillcock

LEAD FREE PART #	SIZE	DESCRIPTION	INNER	MASTER
62041P-NL	4"	F1807 Pex Chrome Plated Hose Bib	2	40
62061P-NL	6"	F1807 Pex Chrome Plated Hose Bib	2	40
62081P-NL	8"	F1807 Pex Chrome Plated Hose Bib	2	40
62101P-NL	10"	F1807 Pex Chrome Plated Hose Bib	2	40
62121P-NL	12"	F1807 Pex Chrome Plated Hose Bib	2	40



F1960 Pex Frost Free Sillcock

LEAD FREE PART #	SIZE	DESCRIPTION	INNER	MASTER
62041F-NL	4"	F1960 Pex Chrome Plated Hose Bib	2	40
62061F-NL	6"	F1960 Pex Chrome Plated Hose Bib	2	40
62081F-NL	8"	F1960 Pex Chrome Plated Hose Bib	2	40
62101F-NL	10"	F1960 Pex Chrome Plated Hose Bib	2	40
62121F-NL	12"	F1960 Pex Chrome Plated Hose Bib	2	40

Replacement Handle



PART #
62HANDLE

Replacement Cap



PART #
62CAP

Replacement Cartridge



PART #					
62041CAR 4"	62061CAR 6"	62081CAR 8"	62101CAR 10"	62121CAR 12"	62141CAR 14"

FROST FREE SILLCOCKS

1/2 Turn Frost Free Sillcock with Vacuum Breaker

RAVEN SPECIALTY PRODUCTS

3/4" Hose x 1/2" MIP/SWT • Quick 1/2 Turn Shutoff • Ceramic Cartridge



- Integral Backflow Device Protects Up to 125 PSI of Back Pressure
- EPDM Rubber Packing Helps Prevent Leaking Behind Packing Nut
- Will Not Rupture from Freezing When Valve is Shut Off and Hose is Removed
- Full Circle Operating Threads on the Valve Body & Retainer for a Secure Fit
- 1/2 Turn design Allows for Easy On/Off Operation
- ISO:9001 Approved Manufacturer

PART #	SIZE	DESCRIPTION	INNER	MASTER
FP-1132-4C	4"	Chrome Plated Hose Bib	1	24
FP-1132-6C	6"	Chrome Plated Hose Bib	1	24
FP-1132-8C	8"	Chrome Plated Hose Bib	1	24
FP-1132-10C	10"	Chrome Plated Hose Bib	1	24
FP-1132-12C	12"	Chrome Plated Hose Bib	1	24
FP-1132-14C	14"	Chrome Plated Hose Bib	1	24



Sillcock Ceramic Replacement Cartridge

PART #			
FP-CC-8 8"	**FP-CC-10** 10"	**FP-CC-12** 12"	**FP-CC-14** 14"

Trap Primer

Pressure Drop Activated • EPPM Seals

Routinely delivers potable water to seldom used floor drains. Activates with a 10 psig pressure drop between 25-125 psi. Designed to be installed on a cold water line serving a frequently used fixture.



- Built in Vacuum Breaker Ports
- Threaded Inlet and Outlet Connection
- Lead Free Brass Material
- Maintains Water in the Trap
- Maximum Supply Pressure: 125 psi
- Minimum Supply Pressure Must Exceed 25 psi
- Complies with Standard ASSE 1018
- 1/2'' MPT Inlet x 1/2" FPT Outlet
- EPDM Seals

PART #	SIZE	DESCRIPTION	INNER	MASTER
EFTP300T	1/2"	Trap Primer	1	24

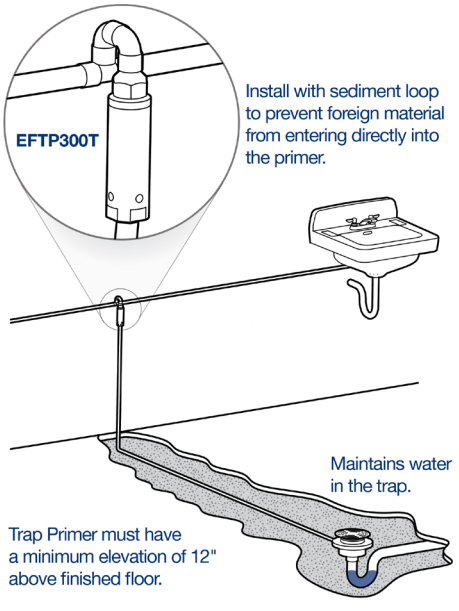



ACCESSORIES

Hose Bib Vacuum Breaker

Lead Free • Backflow Preventor





- Prevents Water from Siphoning Back Into the Drinking Water System
- Available in Rough Brass and Chrome Finish

LEAD FREE PART #	PART #	SIZE	DESCRIPTION	INNER	MASTER
VB3400-NL	**VB3400**	3/4"	Rough Brass	20	200
88C-NL		3/4"	Chrome Finish	20	200

Ball Drip Valve

NPT Thread x NPT Thread • Lead Free • Brass Body



- Two Piece
- Solid Brass Ball
- For Horizontal Use Only

PART #	SIZE	DESCRIPTION	INNER	MASTER
681T012-NL	1/2"	Ball Drip Valve	10	100
681T034-NL	3/4"	Ball Drip Valve	10	100

Sump Pump Check Valve

Rubber Flexible Couplings



- Stainless Steel Clamps
- ASTM C1173
- For Plastic, Cast Iron or Steel Pipes

PART #	SIZE	DESCRIPTION	INNER	MASTER
SPCV112	1-1/2" x 1-1/4"	Sump Pump Check Valve	1	48
SPCV22	2"	Sump Pump Check Valve	1	24

Water Tester Cap & Valve

Jim Cap with Ball Valve •



- Stainless Steel Band & Clamp
- Made from Durable Rubber Material
- Rubber Cap W/ 1/4 Turn Hose Fitting
- Allows for Easy Testing & Draining of System

PART #	SIZE	DESCRIPTION	INNER	MASTER
WTC112	1-1/2"	Water Tester Cap & Valve	1	1
WTC2	2"	Water Tester Cap & Valve	1	1
WTC3	3"	Water Tester Cap & Valve	1	1

3" Ejector Check Valve

Strong PVC Body • Flexible Rubber Connections • EPDM Flapper Seal



- Strong PVC Body
- Flexible Rubber Connections
- Stainless Steel Clamps
- For Plastic, Cast Iron or Steel Pipes
- No-Slip Design for Reliable Installation
- Durable Flapper Design Stops Backflow
- Swing Check with EPDM Seals
- For Use with Sump Pumps & Sewage Ejectors
- Prevents Backflow in Drainage, Irrigation, Swimming Pool & Sewer Applications

PART #	SIZE	DESCRIPTION	INNER	MASTER
SPEV300	3"	3" Ejector Check Valve	1	6

THERMOPLASTIC VALVES

PVC Ball Valve

Threaded Connection • 150 WOG



- ISO 9002, 150 PSI at 73°F
- For use with non-potable water
- With EPDM o-rings and TPE seats, fits schedule 40 or 80 pipe

PART #	SIZE	ENDS	DESCRIPTION	BAG
260T012	1/2"	Threaded	PVC Ball Valve White Economy	162
260T034	3/4"	Threaded	PVC Ball Valve White Economy	80
260T100	1"	Threaded	PVC Ball Valve White Economy	84
260T114	1-1/4"	Threaded	PVC Ball Valve White Economy	50
260T112	1-1/2"	Threaded	PVC Ball Valve White Economy	50
260T200	2"	Threaded	PVC Ball Valve White Economy	24
260T212	2-1/2"	Threaded	PVC Ball Valve White Economy	18
260T300	3"	Threaded	PVC Ball Valve White Economy	2
260T400	4"	Threaded	PVC Ball Valve White Economy	1

PVC Ball Valve

Solvent Connection • 150 WOG



- ISO 9002, 150 PSI at 73°F
- For use with non-potable water
- With EPDM o-rings and TPE seats, fits schedule 40 or 80 pipe

PART #	SIZE	ENDS	DESCRIPTION	BAG
260S012	1/2"	Solvent	PVC Ball Valve White Economy	162
260S034	3/4"	Solvent	PVC Ball Valve White Economy	80
260S100	1"	Solvent	PVC Ball Valve White Economy	84
260S114	1-1/4"	Solvent	PVC Ball Valve White Economy	50
260S112	1-1/2"	Solvent	PVC Ball Valve White Economy	50
260S200	2"	Solvent	PVC Ball Valve White Economy	24
260S212	2-1/2"	Solvent	PVC Ball Valve White Economy	18
260S300	3"	Solvent	PVC Ball Valve White Economy	2
260S400	4"	Solvent	PVC Ball Valve White Economy	1
260S600	6"	Solvent	PVC Ball Valve White Economy	1

PVC Ball Valve NSF Certified

Threaded Connection • 150 WOG



- Pressure rating 150 PSI at 73°F, Max / Min temperature 140°F / 41°F
- NSF Certified to NSF/ANSI 14, 61 & 372
- ISO 9002, ANSI B1.20.1, ASTM F1970
- With EPDM o-rings and TPE seats, fits schedule 40 or 80 pipe

PART #	SIZE	ENDS	DESCRIPTION	BAG
265T012	1/2"	Threaded	PVC Ball Valve White	162
265T034	3/4"	Threaded	PVC Ball Valve White	80
265T100	1"	Threaded	PVC Ball Valve White	84
265T114	1-1/4"	Threaded	PVC Ball Valve White	50
265T112	1-1/2"	Threaded	PVC Ball Valve White	50
265T200	2"	Threaded	PVC Ball Valve White	24
265T212	2-1/2"	Threaded	PVC Ball Valve White	18
265T300	3"	Threaded	PVC Ball Valve White	2
265T400	4"	Threaded	PVC Ball Valve White	1

THERMOPLASTIC VALVES

PVC Ball Valve NSF Certified

Solvent Connection • 150 WOG



- Pressure rating 150 PSI at 73°F, Max / Min temperature 140°F / 41°F
- NSF Certified to NSF/ANSI 14, 61 & 372
- ISO 9002, ASTM F1970
- With EPDM o-rings and TPE seats, fits schedule 40 or 80 pipe

PART #	SIZE	ENDS	DESCRIPTION	BAG
265S012	1/2"	Solvent	PVC Ball Valve White	162
265S034	3/4"	Solvent	PVC Ball Valve White	80
265S100	1"	Solvent	PVC Ball Valve White	84
265S114	1-1/4"	Solvent	PVC Ball Valve White	50
265S112	1-1/2"	Solvent	PVC Ball Valve White	50
265S200	2"	Solvent	PVC Ball Valve White	24
265S212	2-1/2"	Solvent	PVC Ball Valve White	18
265S300	3"	Solvent	PVC Ball Valve White	2
265S400	4"	Solvent	PVC Ball Valve White	1

Gray PVC Ball Valve NSF Certified

Threaded Connection • 150 WOG



- Pressure rating 150 PSI at 73°F, Max / Min temperature 140°F / 41°F
- NSF Certified to NSF/ANSI 14, 61 & 372
- ISO 9002, ANSI B1.20.1, ASTM F1970
- With EPDM o-rings and TPE seats, Ideal for 80 pipe

PART #	SIZE	ENDS	DESCRIPTION	BAG
270T012	1/2"	Threaded	Sch. 80 PVC Ball Valve Gray	162
270T034	3/4"	Threaded	Sch. 80 PVC Ball Valve Gray	80
270T100	1"	Threaded	Sch. 80 PVC Ball Valve Gray	84
270T114	1-1/4"	Threaded	Sch. 80 PVC Ball Valve Gray	50
270T112	1-1/2"	Threaded	Sch. 80 PVC Ball Valve Gray	50
270T200	2"	Threaded	Sch. 80 PVC Ball Valve Gray	24
270T212	2-1/2"	Threaded	Sch. 80 PVC Ball Valve Gray	18
270T300	3"	Threaded	Sch. 80 PVC Ball Valve Gray	2
270T400	4"	Threaded	Sch. 80 PVC Ball Valve Gray	1

Gray PVC Ball Valve NSF Certified

Solvent Connection • 150 WOG



- Pressure rating 150 PSI at 73°F, Max / Min temperature 140°F / 41°F
- NSF Certified to NSF/ANSI 14, 61 & 372
- ISO 9002, ASTM F1970
- With EPDM o-rings and TPE seats, Ideal for 80 pipe

PART #	SIZE	ENDS	DESCRIPTION	BAG
270S012	1/2"	Solvent	Sch. 80 PVC Ball Valve Gray	162
270S034	3/4"	Solvent	Sch. 80 PVC Ball Valve Gray	80
270S100	1"	Solvent	Sch. 80 PVC Ball Valve Gray	84
270S114	1-1/4"	Solvent	Sch. 80 PVC Ball Valve Gray	50
270S112	1-1/2"	Solvent	Sch. 80 PVC Ball Valve Gray	50
270S200	2"	Solvent	Sch. 80 PVC Ball Valve Gray	24
270S212	2-1/2"	Solvent	Sch. 80 PVC Ball Valve Gray	18
270S300	3"	Solvent	Sch. 80 PVC Ball Valve Gray	2
270S400	4"	Solvent	Sch. 80 PVC Ball Valve Gray	1

THERMOPLASTIC VALVES

Gray Half Union PVC Ball Valve

Threaded Connection • 150 WOG



- Thicker walls, reinforced union & stronger valve stem
- Easy installation with hand-tightened union nut
- For use with non-potable water
- Pressure rating 150 PSI at 73°F, Max / Min temperature 140°F / 41°F
- ISO 9002, ANSI B1.20.1, ASTM F1970
- With EPDM o-rings and PTFE seats, fits schedule 40 or 80 pipe

PART #	SIZE	ENDS	DESCRIPTION	BAG
275T012	1/2"	Threaded	PVC Half Union Ball Valve Gray	168
275T034	3/4"	Threaded	PVC Half Union Ball Valve Gray	105
275T100	1"	Threaded	PVC Half Union Ball Valve Gray	84
275T114	1-1/4"	Threaded	PVC Half Union Ball Valve Gray	30
275T112	1-1/2"	Threaded	PVC Half Union Ball Valve Gray	32
275T200	2"	Threaded	PVC Half Union Ball Valve Gray	12
275T212	2-1/2"	Threaded	PVC Half Union Ball Valve Gray	6

Gray Half Union PVC Ball Valve

Solvent Connection • 150 WOG



- Thicker walls, reinforced union & stronger valve stem
- Easy installation with hand-tightened union nut
- For use with non-potable water
- Pressure rating 150 PSI at 73°F, Max / Min temperature 140°F / 41°F
- ISO 9002, ASTM F1970
- With EPDM o-rings and PTFE seats, fits schedule 40 or 80 pipe

PART #	SIZE	ENDS	DESCRIPTION	BAG
275S012	1/2"	Solvent	PVC Half Union Ball Valve Gray	168
275S034	3/4"	Solvent	PVC Half Union Ball Valve Gray	105
275S100	1"	Solvent	PVC Half Union Ball Valve Gray	84
275S114	1-1/4"	Solvent	PVC Half Union Ball Valve Gray	30
275S112	1-1/2"	Solvent	PVC Half Union Ball Valve Gray	32
275S200	2"	Solvent	PVC Half Union Ball Valve Gray	12
275S212	2-1/2"	Solvent	PVC Half Union Ball Valve Gray	6

Gray True Union PVC Ball Valve

Threaded & Solvent Connections Included • Schedule 80 • 150 WOG



- Thicker walls, reinforced union & stronger valve stem
- Easy installation with hand-tightened union nuts
- For use with non-potable water
- Pressure rating 150 PSI at 73°F, Max / Min temperature 140°F / 41°F
- ISO 9002, ANSI B1.20.1, ASTM F1970
- With EPDM o-rings and PTFE seats, fits schedule 40 or 80 pipe

PART #	SIZE	ENDS	DESCRIPTION	BAG
280TS012	1/2"	Threaded / Solvent	PVC True Union Ball Valve Gray	105
280TS034	3/4"	Threaded / Solvent	PVC True Union Ball Valve Gray	72
280TS100	1"	Threaded / Solvent	PVC True Union Ball Valve Gray	32
280TS114	1-1/4"	Threaded / Solvent	PVC True Union Ball Valve Gray	30
280TS112	1-1/2"	Threaded / Solvent	PVC True Union Ball Valve Gray	24
280TS200	2"	Threaded / Solvent	PVC True Union Ball Valve Gray	8
280TS212	2-1/2"	Threaded / Solvent	PVC True Union Ball Valve Gray	5
280TS300	3"	Threaded / Solvent	PVC True Union Ball Valve Gray	2
280TS400	4"	Threaded / Solvent	PVC True Union Ball Valve Gray	2

THERMOPLASTIC VALVES

PVC Half Union Check Valve

Solvent Connection • Spring Check • Gray Color



- Valve can be unassembled for easy maintenance
- Installs horizontally or vertically
- Stainless steel spring loaded ball cone check
- Pressure rating 150 PSI at 73°F, Max / Min temperature 140°F / 41°F
- ISO 9002, ANSI B1.20.1, ASTM F1970
- For use with non-potable water

PART #	SIZE	ENDS	DESCRIPTION	BAG
295S012	1/2"	Solvent	PVC Half Union Check Valve	216
295S034	3/4"	Solvent	PVC Half Union Check Valve	140
295S100	1"	Solvent	PVC Half Union Check Valve	70
295S114	1-1/4"	Solvent	PVC Half Union Check Valve	56
295S112	1-1/2"	Solvent	PVC Half Union Check Valve	56
295S200	2"	Solvent	PVC Half Union Check Valve	24

CPVC Ball Valve NSF Certified

Solvent Connection • Copper Tube Size • Bone Color



- For hot/cold water, approved for for use with potable water
- Large port, With PTE Seats
- NSF Listed to NSF 61,372
- ISO 9002, ASTM F1970
- Pressure rating 100 PSI at 180°F, Max temperature 180°F

PART #	SIZE	ENDS	DESCRIPTION	BAG
250S012	1/2"	Solvent	CPVC Ball Valve	160
250S034	3/4"	Solvent	CPVC Ball Valve	80
250S100	1"	Solvent	CPVC Ball Valve	60
250S114	1-1/4"	Solvent	CPVC Ball Valve	37
250S112	1-1/2"	Solvent	CPVC Ball Valve	25
250S200	2"	Solvent	CPVC Ball Valve	15

PVC Check Valve

Threaded Connection • Inline Check



- Installs horizontally or vertically
- Stainless steel spring loaded check
- Cracking pressure @ .5 PSI
- Pressure rating 150 PSI at 73°F, Max / Min temperature 140°F / 41°F
- ISO 9002, ANSI B1.20.1, ASTM F1970
- For use with non-potable water

PART #	SIZE	ENDS	DESCRIPTION	BAG
290T012	1/2"	Threaded	PVC Spring Check Valve	216
290T034	3/4"	Threaded	PVC Spring Check Valve	140
290T100	1"	Threaded	PVC Spring Check Valve	70
290T114	1-1/4"	Threaded	PVC Spring Check Valve	56
290T112	1-1/2"	Threaded	PVC Spring Check Valve	56
290T200	2"	Threaded	PVC Spring Check Valve	24

PVC Check Valve

Solvent Connection • Inline Check



- Installs horizontally or vertically
- Stainless steel spring loaded check
- Cracking pressure @ .5 PSI
- Pressure rating 150 PSI at 73°F, Max / Min temperature 140°F / 41°F
- ISO 9002, ASTM F1970
- For use with non-potable water

PART #	SIZE	ENDS	DESCRIPTION	BAG
290S012	1/2"	Solvent	PVC Spring Check Valve	216
290S034	3/4"	Solvent	PVC Spring Check Valve	140
290S100	1"	Solvent	PVC Spring Check Valve	70
290S114	1-1/4"	Solvent	PVC Spring Check Valve	56
290S112	1-1/2"	Solvent	PVC Spring Check Valve	56
290S200	2"	Solvent	PVC Spring Check Valve	24

THERMOPLASTIC SPECIALTIES

PVC Compression Adapter

Male



- 150 PSI at 73°F
- Conforms to NSF/ANSI 61 & 372

PART #	SIZE	DESCRIPTION	BAG
365CA012	1/2"	Compression Male Adapter	120
365CA034	3/4"	Compression Male Adapter	96
365CA100	1"	Compression Male Adapter	64
365CA114	1-1/4"	Compression Male Adapter	45
365CA112	1-1/2"	Compression Male Adapter	36
365CA200	2"	Compression Male Adapter	24

PVC Compression Tee

Solvent Branch



- 150 PSI at 73°F
- Conforms to NSF/ANSI 61 & 372

PART #	SIZE	DESCRIPTION	BAG
375CT012	1/2"	Compression Tee Solvent Branch	120
375CT034	3/4"	Compression Tee Solvent Branch	96
375CT100	1"	Compression Tee Solvent Branch	64
375CT114	1-1/4"	Compression Tee Solvent Branch	45
375CT112	1-1/2"	Compression Tee Solvent Branch	36
375CT200	2"	Compression Tee Solvent Branch	24

PVC Compression Coupling



- 150 PSI at 73°F
- Conforms to NSF/ANSI 61 & 372

PART #	SIZE	DESCRIPTION	BAG
360CC012	1/2"	Compression Coupling	50
360CC034	3/4"	Compression Coupling	40
360CC100	1"	Compression Coupling	32
360CC114	1-1/4"	Compression Coupling	20
360CC112	1-1/2"	Compression Coupling	16
360CC200	2"	Compression Coupling	18
360CC212	2-1/2"	Compression Coupling	6
360CC300	3"	Compression Coupling	8
360CC400	4"	Compression Coupling	3

PVC Compression Tee

FIP Branch



- 150 PSI at 73°F
- Conforms to NSF/ANSI 61 & 372

PART #	SIZE	DESCRIPTION	BAG
370CT012	1/2"	Compression Tee FIP Branch	50
370CT034	3/4"	Compression Tee FIP Branch	32
370CT3412	3/4" x 1/2"	Compression Tee FIP Branch	32
370CT100	1"	Compression Tee FIP Branch	24
370CT114	1-1/4"	Compression Tee FIP Branch	18
370CT112	1-1/2"	Compression Tee FIP Branch	14
370CT200	2"	Compression Tee FIP Branch	18

PVC Repair Coupling

Expandable Coupling • Heavy PVC Construction



- Union end with double o-ring slider
- Pressure rating 150 PSI at 73°F, complies to ASTM D1784 & D2466
- ISO 9002, ANSI B1.20.1, ASTM F1970
- Conforms to NSF/ANSI 61 & 372, For cold water use only

PART #	SIZE	LENGTH	DESCRIPTION	BAG
345RC012	1/2"	Expands from 6-3/4" to 8-1/2"	PVC Repair Coupling	56
345RC034	3/4"	Expands from 7-1/2" to 9-3/4"	PVC Repair Coupling	32
345RC100	1"	Expands from 8-3/4" to 11-1/4"	PVC Repair Coupling	24
345RC114	1-1/4"	Expands from 9" to 11-3/4"	PVC Repair Coupling	18
345RC112	1-1/2"	Expands from 10" to 13"	PVC Repair Coupling	24
345RC200	2"	Expands from 11-1/4" to 14-1/4"	PVC Repair Coupling	9
345RC212	2-1/2"	Expands from 13" to 17-1/4"	PVC Repair Coupling	10
345RC300	3"	Expands from 14-3/4" to 18-3/4"	PVC Repair Coupling	6
345RC400	4"	Expands from 15" to 18-1/4"	PVC Repair Coupling	3

THERMOPLASTIC SPECIALTIES

PVC Union

Threaded



- 150 PSI at 73°F
- NSF Listed to NSF 14 & 61

PART #	SIZE	DESCRIPTION	BAG
390CU012	1/2"	Threaded Union White	120
390CU034	3/4"	Threaded Union White	96
390CU100	1"	Threaded Union White	64
390CU114	1-1/4"	Threaded Union White	45
390CU112	1-1/2"	Threaded Union White	36
390CU200	2"	Threaded Union White	24

Gray PVC Union

Sch. 80 Threaded



- 150 PSI at 73°F
- Conforms to NSF/ANSI 61 & 372

PART #	SIZE	DESCRIPTION	BAG
380CU012	1/2"	PVC Union Sch. 80 Threaded Gray	96
380CU034	3/4"	PVC Union Sch. 80 Threaded Gray	54
380CU100	1"	PVC Union Sch. 80 Threaded Gray	36
380CU114	1-1/4"	PVC Union Sch. 80 Threaded Gray	36
380CU112	1-1/2"	PVC Union Sch. 80 Threaded Gray	20
380CU200	2"	PVC Union Sch. 80 Threaded Gray	16

PVC Union

Solvent



- 150 PSI at 73°F
- NSF Listed to NSF 14 & 61

PART #	SIZE	DESCRIPTION	BAG
395CU012	1/2"	Solvent Union White	288
395CU034	3/4"	Solvent Union White	240
395CU100	1"	Solvent Union White	123
395CU114	1-1/4"	Solvent Union White	72
395CU112	1-1/2"	Solvent Union White	45
395CU200	2"	Solvent Union White	24
395CU212	2-1/2"	Solvent Union White	16
395CU300	3"	Solvent Union White	12
395CU400	4"	Solvent Union White	8

Gray PVC Union

Sch. 80 Solvent



- 150 PSI at 73°F
- Conforms to NSF/ANSI 61 & 372

PART #	SIZE	DESCRIPTION	BAG
385CU012	1/2"	PVC Union Sch. 80 Solvent Gray	96
385CU034	3/4"	PVC Union Sch. 80 Solvent Gray	54
385CU100	1"	PVC Union Sch. 80 Solvent Gray	36
385CU114	1-1/4"	PVC Union Sch. 80 Solvent Gray	36
385CU112	1-1/2"	PVC Union Sch. 80 Solvent Gray	20
385CU200	2"	PVC Union Sch. 80 Solvent Gray	16

CPVC Union

Solvent



- For hot/cold water
- For use with potable water
- 100 PSI at 180°F
- NSF Listed to NSF 14 & 61

PART #	SIZE	DESCRIPTION	BAG
355S012	1/2"	CPVC Union	330
355S034	3/4"	CPVC Union	120

EVERFLOW™

Press Forward.

EXCLUSIVE Product

PRESS CONNECT

new innovation



WATER SUPPLY STOP VALVES

1/4 Turn Press Supply Stops

Double-O-Ring • Lead Free • 1/4 Turn Ball Valve Design • Chrome Plated Brass Body

- One-piece Chrome Plated Brass Body Provides Strength, Durability and Long-Lasting Performance
- Oval Chrome Plated Zinc Handle Provides a Secure Grip and Smooth On/Off Operation
- Easy-to-Remove Handle with Screw Attachment
- Self Lubricating PTFE Seats and Double O-Ring for Added Safety
- 100 psi, Normal Working Temperature 120°F
- Certified to NSF/ANSI 61/372
- Individually Boxed and Barcoded

1/4 TURN · PRESS CONNECT · DOUBLE O RING · LEAD FREE





1/4 Turn Press Angle Stop

PART #	END TYPE	SIZE / DESCRIPTION	INNER	MASTER
P-81214PR-NL	PRESS	1/2" PRESS X 1/4" OD	12	144
P-81212PR-NL	PRESS	1/2" PRESS X 3/8" OD	12	144



1/4 Turn Press Straight Stop

PART #	END TYPE	SIZE / DESCRIPTION	INNER	MASTER
P-82214PR-NL	PRESS	1/2" PRESS X 1/4" OD	12	144
P-82212PR-NL	PRESS	1/2" PRESS X 3/8" OD	12	144



1/4 Turn Press Dual Angle Stop

PART #	END TYPE	SIZE / DESCRIPTION	INNER	MASTER
P-86324PR-NL	PRESS	1/2" PRESS X 1/4" OD x 3/8" OD	12	144
P-86312PR-NL	PRESS	1/2" PRESS X 3/8" OD x 3/8" OD	12	144

Press x Compression Adapter

Lead Free • Forged Brass Body

PRESS CONNECT



- Forged Brass Body
- Eliminates the need to Sweat
- Conforms to NSF/ANSI 61/372
- Individually Boxed and Barcoded

PART #	END TYPE	SIZE / DESCRIPTION	INNER	MASTER
P-73812-NL	PRESS	1/2" PRESS X 1/4" OD x 3/8" OD Adapter	10	100

WATER SUPPLY STOP VALVES

Multi Turn Supply Stops

Lead Free • Multi Turn On / Off Design • One-Piece Chrome Plated Brass Body

- One-Piece Chrome Plated Brass Body Provides Strength, Durability and Long-Lasting Performance
- Oval Chrome Plated Zinc Handle Provides a Secure Grip and Smooth On/Off Operation
- Easy-to-Remove Handle with Screw Attachment
- Lead Free Compliant
- 125 psi, Max Temperature 160°F
- Certified to ASME A112.18.1-2011, NSF / ANSI 61 /372
- Individually Bagged and Barcoded

Available in:
FIP/ SWT/ COMP/ CPVC/ PEX F1807



MULTI TURN



Multi Turn Angle Stop

PART #	END TYPE	SIZE / DESCRIPTION	INNER	MASTER
71114PR-NL	FIP	1/2" FIP x 1/4" OD COMP	10	200
71138PR-NL	FIP	3/8" FIP x 3/8" OD COMP	10	200
71112PR-NL	FIP	1/2" FIP x 3/8" OD COMP	10	200
71214PR-NL	SWEAT	1/2" SWT x 1/4" OD COMP	10	200
71212PR-NL	SWEAT	1/2" SWT x 3/8" OD COMP	10	200
71514PR-NL	COMP	5/8" OD COMP x 1/4" OD COMP	10	200
71358PR-NL	COMP	5/8" OD COMP x 3/8" OD COMP	12	144
71412PR-NL	CPVC	1/2" CPVC x 3/8" OD COMP	10	200
71512PR-NL	PEX F1807	1/2" PEX x 3/8" OD COMP	10	200



Multi Turn Straight Stop

PART #	END TYPE	SIZE / DESCRIPTION	INNER	MASTER
72112PR-NL	FIP	1/2" FIP x 3/8" OD COMP	10	200
72138PR-NL	FIP	3/8" FIP x 3/8" OD COMP	10	200
72212PR-NL	SWEAT	1/2" SWT x 3/8" OD COMP	10	200
72358PR-NL	COMP	5/8" OD COMP x 3/8" OD COMP	10	200
72412PR-NL	CPVC	1/2" CPVC x 3/8"" OD COMP	10	200
72512PR-NL	PEX F1807	1/2" PEX 3/8" OD COMP	10	200



Multi Turn Stop W/5" Extension Tube

PART #	END TYPE	SIZE / DESCRIPTION	INNER	MASTER
73212PR-NL	SWEAT	1/2" SWT x 3/8" COMP Angle Stop	10	100
74212PR-NL	SWEAT	1/2" SWT x 3/8" COMP Straight Stop	10	100



Multi Turn Dual Outlet Stop

PART #	END TYPE	SIZE / DESCRIPTION	INNER	MASTER
76358PR-NL	COMP	5/8" x 3/8" x 3/8" COMP	10	100

WATER SUPPLY STOP VALVES

1/4 Turn Supply Stops

Lead Free • 1/4 Turn Ball Valve Design • Chrome Plated Brass Body

- One-piece Chrome Plated Brass Body Provides Strength, Durability and Long-Lasting Performance
- Oval Chrome Plated Zinc Handle Provides a Secure Grip and Smooth On/Off Operation
- Easy-to-Remove Handle with Screw Attachment
- Self Lubricating PTFE Seats and Double O-Ring for Added Safety
- 100 psi, Normal Working Temperature 120°F
- Certified to NSF/ANSI 61/372
- CSA & Truesdale Certified
- Individually Boxed and Barcoded

Available in:
FIP/ SWT/ COMP/ CPVC/ PEX F1807 & PEX F1960





1/4 Turn Angle Stop

PART #	END TYPE	SIZE / DESCRIPTION	INNER	MASTER
81112PR-NL	FIP	1/2" FIP x 3/8" OD COMP	12	144
81114PR-NL	FIP	1/2" FIP x 1/4" OD COMP	12	144
81138PR-NL	FIP	3/8" FIP x 3/8" OD COMP	12	144
81212PR-NL	SWEAT	1/2" SWT x 3/8" OD COMP	12	144
81214PR-NL	SWEAT	1/2" SWT x 1/4" OD COMP	12	144
81358PR-NL	COMP	5/8" OD COMP x 3/8" OD COMP	12	144
81514PR-NL	COMP	5/8" OD COMP x 1/4" OD COMP	12	144
81412PR-NL	CPVC	1/2" CPVC x 3/8"" OD COMP	12	144
81512PR-NL	PEX F1807	1/2" F1807 PEX 3/8" OD COMP	12	144
81515PR-NL	PEX F1807	1/2" F1807 PEX 1/4" OD COMP	12	144
F-81512PR-NL	PEX F1960	1/2" F1960 PEX x 3/8" COMP	12	144



1/4 Turn Straight Stop

PART #	END TYPE	SIZE / DESCRIPTION	INNER	MASTER
82112PR-NL	FIP	1/2" FIP x 3/8" OD COMP	12	144
82138PR-NL	FIP	3/8" FIP x 3/8" OD COMP	12	144
82212PR-NL	SWEAT	1/2" SWT x 3/8" OD COMP	12	144
82358PR-NL	COMP	5/8" OD COMP x 3/8" OD COMP	12	144
82412PR-NL	CPVC	1/2" CPVC x 3/8"" OD COMP	12	144
82512PR-NL	F1807 PEX	1/2" PEX 3/8" OD COMP	12	144
82515PR-NL	F1807 PEX	1/2" PEX 1/4" OD COMP	12	144
F-82512PR-NL	F1960 PEX	1/2" F1960 x 3/8" COMP	12	144



1/4 Turn Dual Outlet Stop

PART #	SIZE	DESCRIPTION	INNER	MASTER
86314PR-NL	FIP	1/2" FIP x 3/8" Comp x 1/4" Comp	10	100
86311PR-NL	FIP	1/2" FIP x 3/8" Comp x 3/8" Comp	10	80
86324PR-NL	SWT	1/2" SWT X 3/8" Comp X 1/4" Comp	5	50
86312PR-NL	SWT	1/2" SWT X 3/8" Comp X 3/8" Comp	5	40
86358PR-NL	COMP	5/8" Comp x 3/8" Comp x 3/8" Comp	5	30
86351PR-NL	F1807 PEX	1/2" PEX x 3/8" Comp x 3/8" Comp	2	20

WATER SUPPLY STOP VALVES

1/4 Turn Supply Stops continued

Lead Free • 1/4 Turn Ball Valve Design • Chrome Plated Brass Body



1/4 Turn Stop W/5" Extension Tube

PART #	END TYPE	SIZE / DESCRIPTION	INNER	MASTER
83212PR-NL	SWEAT	1/2" SWT x 3/8" COMP Angle Stop	10	100
84212PR-NL	SWEAT	1/2" SWT x 3/8" COMP Straight Stop	10	100



1/4 Turn Loose Key Angle Stop

PART #	END TYPE	SIZE / DESCRIPTION	INNER	MASTER
91112PR-NL	FIP	1/2" FIP x 3/8" OD COMP	12	144
91212PR-NL	SWEAT	1/2" SWT x 3/8" COMP	12	144
91358PR-NL	COMP	5/8" OD COMP x 3/8" OD COMP	12	144



1/4 Turn Loose Key Straight Stop

PART #	END TYPE	SIZE / DESCRIPTION	INNER	MASTER
92112PR-NL	FIP	1/2" FIP x 3/8" OD COMP	12	144
92212PR-NL	SWEAT	1/2" SWT x 3/8" COMP	12	144
92358PR-NL	COMP	5/8" OD COMP x 3/8" OD COMP	12	144
93212PR-NL	SWEAT	1/2" SWT x 3/8" COMP	25	100



1/4 Turn Add On Valve

- Hard Seat

PART #	END TYPE	SIZE / DESCRIPTION	INNER	MASTER
82314PR-NL	COMP	3/8" FEM COMP X 1/4" OD COMP	12	144
82338PR-NL	COMP	3/8" FEM COMP X 3/8" OD COMP	12	144

Dual Shut-Off Dual Outlet Stop Valve

Lead Free • Multi Turn On / Off Design • One-Piece Chrome Plated Brass Body



Dual Shut-Off Valve Angle Stop

PART #	END TYPE	SIZE / DESCRIPTION	INNER	MASTER
87354PR-NL	COMP	5/8" OD COMP x 3/8" COMP x 1/4" COMP	1	50
87358PR-NL	COMP	5/8" OD COMP x 3/8" COMP x 3/8" COMP	1	50
87351PR-NL	F1807 PEX	1/2" F1807 x 3/8" COMP x 3/8" COMP	1	50
F-87351PR-NL	F1960 PEX	1/2" F1960 x 3/8" COMP x 3/8" COMP	1	50



Dual Shut-Off Valve Straight Stop

PART #	END TYPE	SIZE / DESCRIPTION	INNER	MASTER
88358PR-NL	COMP	5/8" OD COMP x 3/8" COMP x 3/8" COMP	1	50

WATER SUPPLY STOP VALVES

1/4 Turn Compact Stops

Lead Free • 1/4 Turn Ball Valve Design • Chrome Plated Brass Body



1/4 Turn Straight Compact Stops

PART #	END TYPE	SIZE / DESCRIPTION	INNER	MASTER
82112C-NL	FIP	1/2" FIP X 3/8" OD COMP	25	100
82212C-NL	SWT	1/2" SWT X 3/8" OD COMP	25	100
82358C-NL	COMP	5/8" COMP X 3/8" OD COMP	25	100
82412C-NL	CPVC	1/2" CPVC X 3/8" OD COMP	25	100
82512C-NL	F1807 PEX	1/2" F1807 X 3/8" OD COMP	25	100
F-82512C-NL	F1960 PEX	1/2"F1960 X 3/8" OD COMP	25	100
P-82214C-NL	PRESS	1/2" PRESS X 1/4" OD COMP	25	100
P-82212C-NL	PRESS	1/2" PRESS X 3/8" OD COMP	25	100



1/4 Turn Angle Compact Stops

PART #	END TYPE	SIZE / DESCRIPTION	INNER	MASTER
81112C-NL	FIP	1/2" FIP X 3/8" OD COMP	25	100
81212C-NL	SWT	1/2" SWT X 1/4" OD COMP	25	100
81558C-NL	COMP	5/8" COMP X 3/8" OD COMP	25	100
81514C-NL	COMP	5/8" COMP X 1/4" OD COMP	25	100
81412C-NL	CPVC	1/2" CPVC X 3/8" OD COMP	25	100
81512C-NL	F1807 PEX	1/2" F1807 X 3/8" OD COMP	25	100
81515C-NL	F1807 PEX	1/2" F1807 X 1/4" OD COMP	25	100
F-81512C-NL	F1960 PEX	1/2"F1960 X 3/8" OD COMP	25	100
F-81515C-NL	F1960 PEX	1/2"F1960 X 1/4" OD COMP	25	100
P-81214C-NL	PRESS	1/2" PRESS X 1/4" OD COMP	25	100

Easy Connect Supply Stop Tee & Adapter

Lead Free • Brass Construction





Easy Connect Tee

PART #	END TYPE	SIZE / DESCRIPTION	INNER	MASTER
73314-NL	COMP	3/8" FEM COMP X 3/8" MALE X 1/4" MALE	25	200
73338-NL	COMP	3/8" FEM COMP X 3/8" MALE X 3/8" MALE	25	200
73304-NL	COMP	3/8" FEM COMP W/ NUT X 3/8" MALE X 1/4" FIP	25	200

Easy Connect Adapter

PART #	END TYPE	SIZE / DESCRIPTION	INNER	MASTER
73414-NL	COMP	1/4" FEM W/ NUT X 3/8" MALE	25	200
73438-NL	COMP	3/8" FEM W/ NUT X 1/4" MALE	25	200

Full Line of Needle Valves available. See our Brass Specialty products section of our catalog.



WATER SUPPLY STOP VALVES

1/4 Turn Supply Stop Valves continued

RAVEN SPECIALTY PRODUCTS

Lead Free • 1/4 Turn Ball Valve Design • Chrome Plated Brass Body



1/4 Turn Loose Key Straight Stop

PART #	END TYPE	SIZE / DESCRIPTION	INNER	MASTER
27-KPS12-NL	F1807 PEX	1/2" PEX X 3/8" COMP	20	240
27-KSS12-NL	SWEAT	1/2" SWT x 3/8" COMP	20	240
27-KCS58-NL	COMP	5/8" COMP x 3/8" COMP	20	240

F1960 Pex Water Supply Stop

PART #	END TYPE	SIZE / DESCRIPTION	INNER	MASTER
27-WA1214-NL	F1960 PEX	1/2" F1960 x 1/4" Comp Angle	10	100
27-WA12-NL	F1960 PEX	1/2" F1960 x 3/8" Comp Angle	10	100
27-WS12-NL	F1960 PEX	1/2" F1960 x 3/8" Comp Staright	10	100

Fix-A-Valve Water Supply Stop

PART #	END TYPE	SIZE / DESCRIPTION	INNER	MASTER
27-FS38-NL	FIP	3/8" FIP X 3/8" MALE	12	144

Push-Fit Supply Stop Valves

PUSHLOCK PUSH-FIT TECHNOLOGY

Lead Free • 1/4 Turn Ball Valve Design • Chrome Finish

CONNECTS TO
PEX
CPVC
COPPER

- Chrome Plated brass Body Provides Strength, Durability and Long-Lasting Performance
- Certified to ASSE 1061
- Certified to NSF/ANSI 61/372
- Metal Handle
- Slim Fitting Design
- 200 PSI WOG

1/4 TURN



Push Fit 1/4 Turn Angle Stop

PART #	END TYPE	SIZE / DESCRIPTION	INNER	MASTER
UPASC1214	Push X Comp	1/2" Push x 1/4" Comp	5	30
UPASC1238	Push X Comp	1/2" Push x 3/8" Comp	5	30
UPASP1212	Push X Push	1/2" Push x 1/2" Push	5	30



Push Fit 1/4 Turn Straight Stop

PART #	END TYPE	SIZE / DESCRIPTION	INNER	MASTER
UPSSC1214	Push X Comp	1/2" Push x 1/4" Comp	5	30
UPSSC1238	Push X Comp	1/2" Push x 3/8" Comp	5	30
UPSSP1212	Push X Push	1/2" Push x 1/2" Push	5	30



Push Fit 1/4 Turn Tee Stop

PART #	END TYPE	SIZE / DESCRIPTION	INNER	MASTER
UPTSP1214	Push X Comp	1/2" Push x 1/2" Push x 1/4" Comp	15	60
UPTSP1238	Push X Comp	1/2" Push x 1/2" Push x 3/8" Comp	15	60

SPECIALTY SUPPLY VALVES

Dual Washing Machine Valve

RAVEN SPECIALTY PRODUCTS

Ball Style



- Cast Brass Construction
- For Use with Washing Machine Shut Off
- Single On/Off Lever Controls Hot & Cold Water Simultaneously

PART #	SIZE / DESCRIPTION	INNER	MASTER
WMV12	1/2" Sweat X 3/4" Hose	1	24

Pex Drop Ear Ice Maker Valve

RAVEN SPECIALTY PRODUCTS

Ball Style Dishwasher Valve



- 1/4 Turn
- Lead Free
- Compatible with F1807 PEX and F1960 PEX
- Drop Ears for Secure Mounting

PART #	SIZE / DESCRIPTION	INNER	MASTER
WIMV12-NL	1/2" F1960 PEX x 1/4" Comp	10	100
PIMV12-NL	1/2" F1807 PEX x 1/4" Comp	10	100

Ice Maker/Humidifier Valve

RAVEN SPECIALTY PRODUCTS

Comp x Comp Ice Maker Valve



- 1/4 Turn
- Lead Free
- Connect Ice Maker to 1/2" copper pipe
- Compression and Sweat Copper Pipe Connections

PART #	SIZE / DESCRIPTION	INNER	MASTER
IMV58-NL	5/8" OD Comp (1/2" Nom. Sweat) x 1/4" Comp	10	100
IMV78-NL	7/8" OD Comp (3/4" Nom. Sweat) x 1/4" Comp	10	100
IMV38	3/8" OD Comp (1/4" Nom. Sweat) x 1/4" Comp	10	100

Dishwasher Valve

RAVEN SPECIALTY PRODUCTS

Ball Style Dishwasher Valve



- 1/4 Turn
- Lead Free
- Connect Dishwasher to 1/2" & 3/8" Copper Pipe

PART #	SIZE / DESCRIPTION	INNER	MASTER
DWV38-NL	5/8" comp / 1/2" Sweat end x 3/8" Comp	1	1

Brass Anti-Sweat Valve

RAVEN SPECIALTY PRODUCTS





PART #	SIZE / DESCRIPTION	INNER	MASTER
R1290	1/2" Brass Anti-Sweat Valve	1	36
R1291	1/2" Brass Anti-Sweat Valve w/ Nuts	1	24

Chrome Plated Anti-Sweat Valve

RAVEN SPECIALTY PRODUCTS





PART #	SIZE / DESCRIPTION	INNER	MASTER
R1293	1/2" Chrome Plated Anti-Sweat Valve	10	50
R1292	1/2" Chrome Plated Anti-Sweat Valve w/ Nuts	1	36

Anti-Sweat Valve Repair Kit

PART #	SIZE / DESCRIPTION	INNER	MASTER
R1296	Anti-Sweat Valve Repair Kit	1	1

ACCESSORIES

Water Meter Flange Kit

Lead Free Bronze Oval



- 2 Flanges & Gaskets
- 4 Nuts & Bolts
- Forged Bronze
- Oval Design

PART #	SIZE	DESCRIPTION	INNER	MASTER
WMFS112K-NL	1-1/2"	SWT Flange Kit	1	12
WMFS200K-NL	2"	SWT Flange Kit	1	10
WMFT112K-NL	1-1/2"	IPS Flange Kit	1	12
WMFT200K-NL	2"	IPS Flange Kit	1	10

Gasket For Water Meter Flange Set

WMFG112	1-1/2"	2 Gaskets	1	1
WMFG002	2"	2 Gaskets	1	1

Water Meter Flange

WMFS112-NL	1-1/2"	SWT Water Meter Flange	4	32
WMFS200-NL	2"	SWT Water Meter Flange	6	24
WMFT112-NL	1-1/2"	IPS Water Meter Flange	4	32
WMFT200-NL	2"	IPS Water Meter Flange	6	24

Water Meter Flange Nuts & Bolts

WMFN1000	Pack of 4 Nuts & Bolts	5	20
WMFN2000	pack of 4 Stainless Steel Nuts & Bolts	5	20

F x F x C EZ Long x Water Tee

RAVEN SPECIALTY PRODUCTS

- 3/4" Long Female End Threads Directly Into Cold Water Inlet of Water Heater



PART #	SIZE	DESCRIPTION	INNER	MASTER
R1396-NL	3/4" F Long x 1/2" F x 1/2" C	Tee	10	60
R1397-NL	3/4" F Long x 1/2" F x 3/4" C	Tee	10	60

M x F x C EZ Long x Water Tee

RAVEN SPECIALTY PRODUCTS

- 1/2" or 3/4" Female End Receives Vacuum Relief Valve and 1/2" or 3/4" C Branch to Connect Cold Water Supply



PART #	SIZE	DESCRIPTION	INNER	MASTER
R1394-NL	3/4" M Long x 1/2" F x 1/2" C	Tee	10	60
R1395-NL	3/4" M Long x 1/2" F x 3/4" C	Tee	10	60

Male Long x SWT Adapter

RAVEN SPECIALTY PRODUCTS

- Connects Hot Water Outlet to 1/2" or 3/4" Copper Pipe
- Takes the Place of Fitting & Nipple Assembly



PART #	SIZE	DESCRIPTION	INNER	MASTER
R1398-NL	3/4" M Long x 1/2" C	Adapter	10	60
R1399-NL	3/4" M Long x 3/4" C	Adapter	10	60

PEX Water Meter Coupling

Lead Free • With Washer

ASTM F1960 EXPANSION PEX



ASTM F1807 CRIMP PEX



F1960 PART #	F1807 PART #	SIZE	INNER	MASTER
WMW0012-NL	**WMP0012-NL**	1/2" PEX x 3/4" FIP	20	160
WMW0034-NL	**WMP0034-NL**	3/4"PEX x 1" FIP	20	100
WMW1011-NL	**WMP1011-NL**	1" PEX x 1-1/4" FIP	10	80

Brass Water Meter Coupling

Lead Free • With Washer



- Brass Nipple & Nut with Rubber Gasket

PART #	SIZE	DESCRIPTION	INNER	MASTER
WMC0012-NL	1/2" MIP X 3/4" FIP	Water Meter Coupling	20	160
WMC0034-NL	3/4" MIP X 1" FIP	Water Meter Coupling	20	100
WMC1011-NL	1" MIP X 1-1/4" FIP	Water Meter Coupling	10	80
WMC1520-NL	1-1/2" MIP X 2" FIP	Water Meter Coupling	2	24
WMC2025-NL	2" MIP X 2-1/2" FIP	Water Meter Coupling	2	24

Water Service Straight Coupling

Lead Free Compliant • Flare x MIP



- Bronze Construction
- Conforms to A.W.W.A.
- Male Pipe Thread to Flare Copper

PART #	SIZE	DESCRIPTION	INNER	MASTER
WS-AFM0034	3/4" FLARE X MIP	Straight Coupling	10	100
WS-AFM0100	1" FLARE X MIP	Straight Coupling	6	60
WS-AFM0112	1-1/2" FLARE X MIP	Straight Coupling	2	24
WS-AFM0200	2" FLARE X MIP	Straight Coupling	1	12

Water Service 1/4 Bend Elbow

Lead Free • Flare x MIP



- Bronze Construction
- Conforms to A.W.W.A.
- Male Pipe Thread to Flare Copper

PART #	SIZE	DESCRIPTION	INNER	MASTER
WS-EFM0034	3/4" FLARE X MIP	L Coupling	4	40
WS-EFM0100	1" FLARE X MIP	L Coupling	3	30
WS-EFM0112	1-1/2" FLARE X MIP	L Coupling	1	10
WS-EFM0200	2" FLARE X MIP	L Coupling	1	6

CPVC ADAPTERS

Transition Fittings

Made with Lubrizol licensed FlowGuard Gold CPVC compound. Product manufacturing design, materials & production, all meet or exceed industry standards. IAPMO listed, meeting cUPC, ANSI/NSF/61 and AB1953 standards. Manufactured in ISO 9001 approved facilities.

FLOWGUARD GOLD PIPE & FITTINGS

PEX x CPVC Adapter

F1807 & F1960 • Lead Free Brass



- Durable Over Molded One-Piece
- Pressure Rating 100 PSI at 180°F
- Pressure Rating 150 PSI at 100°F
- Intended for water service up to 180°F
- Certified to comply with: NSF/ANSI/CAN61
- IAPMO listed to NSF/ANSI 14, D2846 & CSA B137.6

F1807 PART #	F1960 PART #	SIZE	DESCRIPTION	INNER	MASTER
BRCPPF012-NL	**BRCPEF012-NL**	1/2"	Adapter	50	500
BRCPPF034-NL	**BRCPEF034-NL**	3/4"	Adapter	25	250
BRCPPF100-NL	**BRCPEF100-NL**	1"	Adapter	20	120
BRCPPF100-NL		3/4 x 1 "	Adapter	20	120

Male x CPVC Adapter

Lead Free Brass



- Durable Over Molded One-Piece
- Pressure Rating 100 PSI at 180°F
- Pressure Rating 150 PSI at 100°F

PART #	SIZE	DESCRIPTION	INNER	MASTER
BRCPM012-NL	1/2"	Adapter	16	384
BRCPM034-NL	3/4"	Adapter	8	240
BRCPM100-NL	1"	Adapter	6	150
BRCPM114-NL	11/4"	Adapter	4	40
BRCPM112-NL	11/2"	Adapter	4	40
BRCPM200-NL	2"	Adapter	6	30

Female x CPVC Adapter

Lead Free Brass



- Durable Over Molded One-Piece
- Pressure Rating 100 PSI at 180°F
- Pressure Rating 150 PSI at 100°F

PART #	SIZE	DESCRIPTION	INNER	MASTER
BRCPF012-NL	1/2"	Adapter	16	384
BRCPF034-NL	3/4"	Adapter	8	240
BRCPF100-NL	1"	Adapter	6	150
BRCPF114-NL	11/4"	Adapter	7	70
BRCPF112-NL	11/2"	Adapter	7	70
BRCPF200-NL	2"	Adapter	6	30

CPVC Drop Ear Elbow

Lead Free Brass



- Durable Over Molded One-Piece
- Pressure Rating 100 PSI at 180°F
- Pressure Rating 150 PSI at 100°F

PART #	SIZE	DESCRIPTION	INNER	MASTER
BRCPD012-NL	1/2"	Brass EarAdapter	50	200
BRCPD012P-NL	1/2"	Plastic Ear Adapter	50	200

PEX x CPVC Adapter

F1807 • Lead Free Stainless Steel



- Durable Over Molded One-Piece
- Pressure Rating 100 PSI at 180°F
- Pressure Rating 150 PSI at 100°F
- Intended for water service up to 180°F
- Certified to comply with: NSF/ANSI/CAN61
- IAPMO listed to NSF/ANSI 14, D2846 & CSA B137.6

F1807 PART #	SIZE	DESCRIPTION	INNER	MASTER
SSCPP012-NL	1/2"	**Spigot** Adapter	50	500
SSCPP034-NL	3/4"	**Spigot** Adapter	25	250
SSCPPF034-NL	3/4"	**Socket** Adapter	25	250

Male x CPVC Adapter

Lead Free Stainless Steel



- Durable Over Molded One-Piece
- Pressure Rating 100 PSI at 180°F
- Pressure Rating 150 PSI at 100°F

PART #	SIZE	DESCRIPTION	INNER	MASTER
SSCPM012-NL	1/2"	Adapter	40	400
SSCPM034-NL	3/4"	Adapter	30	300
SSCPM100-NL	1"	Adapter	20	120
SSCPM114-NL	11/4"	Adapter	10	60
SSCPM112-NL	11/2"	Adapter	10	40
SSCPM200-NL	2"	Adapter	8	32

Female x CPVC Adapter

Lead Free Stainless Steel



- Durable Over Molded One-Piece
- Pressure Rating 100 PSI at 180°F
- Pressure Rating 150 PSI at 100°F

PART #	SIZE	DESCRIPTION	INNER	MASTER
SSCPF012-NL	1/2"	Adapter	40	400
SSCPF034-NL	3/4"	Adapter	30	300
SSCPF100-NL	1"	Adapter	20	120
SSCPF114-NL	11/4"	Adapter	10	60
SSCPF112-NL	11/2"	Adapter	10	40
SSCPF200-NL	2"	Adapter	8	32

CPVC Drop Ear Elbow

Lead Free Stainless Steel



- Durable Over Molded One-Piece
- Pressure Rating 100 PSI at 180°F
- Pressure Rating 150 PSI at 100°F

PART #	SIZE	DESCRIPTION	INNER	MASTER
SSCPD012-NL	1/2"	Plastic Ear Adapter	20	200
SSDP012-NL	1/2"	Steel Ear Adapter	20	200
SSDP034-NL	3/4"	Steel Ear Adapter	25	100

DIELECTRIC UNIONS & NIPPLES

Dielectric Unions & Nipples

- Lead Free
- ISO 9001
- Unions Meet ASTM F492-95
- 300 PSI
- Rated Up to 230° F
- Adapters Meet ASTM A53, ANSI B1.20.1 & ASTM F492-95

Female x Female Dielectric Unions



PART #	SIZE	DESCRIPTION	INNER	MASTER
DUFF0012-NL	1/2"	Union	15	120
DUFF0034-NL	3/4"	Union	12	96
DUFF0100-NL	1"	Union	6	48
DUFF0114-NL	1-1/4"	Union	6	36
DUFF0112-NL	1-1/2"	Union	4	24
DUFF0200-NL	2"	Union	3	18
DUFF0212-NL	2-1/2" Flanged	Union	1	4
DUFF0300-NL	3" Flanged	Union	1	4
DUFF0400-NL	4" Flanged	Union	1	2

Female x SWT Dielectric Unions



PART #	SIZE	DESCRIPTION	INNER	MASTER
DUFS0012-NL	1/2"	Union	12	144
DUFS0034-NL	3/4"	Union	15	120
DUFS3412-NL	3/4" X 1/2"	Union	15	120
DUFS0100-NL	1"	Union	12	72
DUFS0114-NL	1-1/4"	Union	6	48
DUFS0112-NL	1-1/2"	Union	6	36
DUFS0200-NL	2"	Union	3	18
DUFS0212-NL	2-1/2" Flanged	Union	1	4
DUFS0300-NL	3" Flanged	Union	1	4

Press Dielectric Unions

- Conforms to IAPMO PS117



PART #	SIZE	DESCRIPTION	INNER	MASTER
DUFR0012-NL	1/2" Female x Press	Union	12	144
DUFR0034-NL	3/4" Female x Press	Union	15	120
DUFR1034-NL	1" Female x 3/4" Press	Union	12	72
DUFR0100-NL	1" Female x Press	Union	12	72
DUFR0114-NL	1-1/4" Female x Press	Union	6	48
DUFR0112-NL	1-1/2" Female x Press	Union	6	36
DUFR0200-NL	2" Female x Press	Union	3	18
DUMR0012-NL	1/2" Male x Press	Union	12	96
DUMR0034-NL	3/4" Male x Press	Union	12	72
DUMR3412-NL	3/4" Male x 1/2" Press	Union	12	72

Male x SWT Dielectric Unions



PART #	SIZE	DESCRIPTION	INNER	MASTER
DUMS0012-NL	1/2"	Union	12	96
DUMS0034-NL	3/4"	Union	12	72
DUMS3412-NL	3/4" X 1/2"	Union	12	72

Thread x Thread Dielectric Nipples



PART #	SIZE	DESCRIPTION	INNER	MASTER
DNTT3425	3/4" X 2-1/2"	Nipples	25	300
DNTT3430	3/4" X 3"	Nipples	25	200
DNTT3440	3/4" X 4"	Nipples	25	200
DNTT1025	1" X 2-1/2"	Nipples	25	100
DNTT1030	1" X 3"	Nipples	25	100
DNTT1040	1" X 4"	Nipples	25	100
DNTT1140	1-1/4" X 4"	Nipples	25	100
DNTT1540	1-1/2" X 4"	Nipples	25	50
DNTT2040	2" X 4"	Nipples	1	40
DNTT2560	2-1/2" X 6"	Nipples	1	20
DNTT3060	3" X 6"	Nipples	1	10
DNTT4060	4" X 6"	Nipples	1	8

Grooved x Grooved Dielectric Nipples



PART #	SIZE	DESCRIPTION	INNER	MASTER
DNGG2040	2" X 4"	Nipples	1	1
DNGG2560	2-1/2" X 6"	Nipples	1	1
DNGG3060	3" X 6"	Nipples	1	10
DNGG4060	4" X 6"	Nipples	1	1

Threaded x Grooved Dielectric Nipples



PART #	SIZE	DESCRIPTION	INNER	MASTER
DNTG2040	2" X 4"	Nipples	1	40
DNTG2560	2-1/2" X 6"	Nipples	1	20
DNTG3060	3" X 6"	Nipples	1	10
DNTG4060	4" X 6"	Nipples	1	8

METER BARS & ACCESSORIES

Meter Bars

Side-Inlet-Top-Outlet
Meter Bars - Keyspan®



PART #	LENGTH	INLET	OUTLET	SWIVEL	FINISH
GSTB6111	6"	1"	1"	1"	Black
GSTB6121	6-1/2"	1"	1"	1"	Black
GSTB7114	7"	1-1/4"	1-1/4"	1-1/4"	Black
GSTG6111	6"	1"	1"	1"	Galv.
GSTG6121	6-1/2"	1"	1"	1"	Galv.
GSTG7114	7"	1-1/4"	1-1/4"	1-1/4"	Galv.

Side-Inlet-Outlet
Meter Bars



PART #	LENGTH	INLET	OUTLET	SWIVEL	FINISH
GSSB6111	6"	1"	1"	1"	Black
GSSB8141 Con Edison®	8-1/4"	1"	1-1/4"	1-1/4"	Black
GSSG6111	6"	1"	1"	1"	Galv.
GSSG8141 Con Edison®	8-1/4"	1"	1-1/4"	1-1/4"	Galv.

Ball Valve
Meter Bars - Con Edison® Con Edison®



PART #	LENGTH	INLET	OUTLET	SWIVEL	FINISH
GBVB6111	6"	1"	1"	1"	Black
GBVG6111	6"	1"	1"	1"	Galv.

S-Inlet S-Outlet
Meter Bars - Keyspan®



PART #	LENGTH	INLET	OUTLET	SWIVEL	FINISH
GSSG-KS-6111	6"	1"	1"	1"	Galv.
GSSG-KS-7114	7"	1-1/4"	1-1/4"	1-1/4"	Galv.

Meter Plugs
With Tap



PART #	SIZE	LT.	FINISH
GMPT1201	1"	20	Black
GMPT1143	1-1/4"	30	Black

Offset Swivels



PART #	SIZE	LT.	FINISH
GOFB1205	1/2"	5	Black
GOFB3410	3/4"	10	Black
GOFB1201	1"	20	Black
GOFB1143	1-1/4"	30	Black
GOFG3410	3/4"	10	Galv.
GOFG1201	1"	20	Galv.
GOFG1143	1-1/4"	30	Galv.

Nuts for Gas Meters



PART #	SIZE	LT.	FINISH
GMNB1205	1/2"	5	Black
GMNB3410	3/4"	10	Black
GMNB1200	1"	20	Black
GMNB1143	1-1/4"	30	Black
GMNG3410	3/4"	10	Galv.
GMNG1200	1"	20	Galv.
GMNG1143	1-1/4"	30	Galv.

Straight Swivels
For Gas Meter Bars



PART #	SIZE	LT.	FINISH
GSTB3410	3/4"	10	Black
GSTB1200	1"	20	Black
GSTB1143	1-1/4"	30	Black
GSTG3410	3/4"	10	Galv.
GSTG1200	1"	20	Galv.
GSTG1143	1-1/4"	30	Galv.

Gas Regulator Vents



PART #	DESCRIPTION
GGRV3400	3/4" With screen
GGRV1000	1" With Screen
GGRV0114	1-1/4" With Screen
GGRV0112	1-1/2" With Screen

Support Bracket
For Meter Bars & Risers



PART #	DESCRIPTION
GMBS3420	"A" Bracket for meter bar

RAVEN™

GAUGES & THERMOMETERS



EVERFLOW™

THERMOMETERS & GAUGES

Industrial Thermometer

RAVEN SPECIALTY PRODUCTS

- Accuracy: 1%
- Adjustable Angle
- Aluminum Stem
- Plastic Case
- Glass Window
- Organic Liquid Filled Tube



PART #	SIZE / DESCRIPTION	INNER	MASTER
RG40-9H	9" Hot Water Thermometer 3-1/2" Stem 30-240°F	1	25
RG40-9C	9" Cold Water Thermometer 3-1/2" Stem 0-120°F	1	25



PART #	SIZE / DESCRIPTION	INNER	MASTER
RG40-WS	3-1/2" Brass Well W/Rubber Gasket	6	50
RG40-WE	3-1/2" Brass Extended Well W/Rubber Gasket	6	50

Hot Water Thermometer

RAVEN SPECIALTY PRODUCTS

- Accuracy: 1%
- Available in Brass or Steel Thermowell
- Available in Straight or Angle Stem
- Painted Steel Body
- Temperature Range 40°-280°F
- 1/2" NPT Mount
- Organic Liquid Filled Tube



PART #	SIZE / DESCRIPTION	INNER	MASTER
RG45-AS	Steel Well, Angle 1/2" NPT 40-280°F	1	50
RG45-AB	Brass Well, Angle 1/2" NPT 40-280°F	1	50
RG45-SS	Steel Well, Straight 1/2" NPT 40-280°F	1	50
RG45-SB	Brass Well, Straight 1/2" NPT 40-280°F	1	50

Hot Water Thermometer

RAVEN SPECIALTY PRODUCTS

- Accuracy: 1%
- 2-1/2" Display with Steel Zinc Plated Case
- Available in IPS & SWT Well
- Glass Window
- Lead Free Compliant Wells



PART #	SIZE / DESCRIPTION	INNER	MASTER
LFRAVWHT	Thermometer W/ IPS Well	1	100
LFRAVWHTC	Thermometer W/ SWEAT Well	1	100
LFRAVWHTIPS	Thermometer W/ IPS & SWEAT Well	1	50

Hot Water Thermometer Wells

LFWELL-IPS	IPS Well	1	100
LFWELL-COPPER	SWEAT Well	1	100

Strap-On Thermometer

RAVEN SPECIALTY PRODUCTS

- Accuracy: 1%
- Stainless Steel Spring
- Glass Window
- 2-1/2" Display



PART #	SIZE / DESCRIPTION	INNER	MASTER
SORAVWHT-1	30°-250° F	1	100

E-Z Trailtimeter Boiler Gauge

RAVEN SPECIALTY PRODUCTS

- Tempurature Range 30°-250°F
- Connection 1/4" NPT
- Dual Scale Temperature & Pressure Gauge Display



PART #	SIZE / DESCRIPTION	INNER	MASTER
EZTRISTD	Short Shank 1/4" NPT 0-60 PSI Gauge	6	50
EZTRILONG	Long Shank 1/4" NPT 0-60 PSI Gauge	6	50
EZTRISTD2	Short Shank 1/4" NPT 0-200 PSI Gauge	6	50

3" Pressure & Temperature Gauge

RAVEN SPECIALTY PRODUCTS

- Bottom Entry
- Black Enamel Steel case
- 1/2" Lead Free Brass NPT
- Pressure Range 0-200 PSI
- Dual Pressure Scale PSI & kPa
- Dual Temperature °F & °C measurements



PART #	SIZE / DESCRIPTION	INNER	MASTER
RGPT-200	0-200 PSI Gauge	1	20

PRESSURE GAUGES & TEST GAUGES

Utility Gauges

RAVEN SPECIALTY PRODUCTS

- Accuracy: 3-2-3%
- 1/4"NPT Male Threaded Mount
- Black Steel Case and Ring
- Internal Brass Parts
- Polycarbonate Lens



2" Display Utility Gauges

PART #	SIZE / DESCRIPTION	INNER	MASTER
PG230	0-30 PSI Gauge	1	100
PG260	0-60 PSI Gauge	1	100
PG2100	0-100 PSI Gauge	1	100
PG2160	0-160 PSI Gauge	1	100
PG2200	0-200 PSI Gauge	1	100
PG2300	0-300 PSI Gauge	1	100

2-1/2" Display Utility Gauges

PART #	SIZE / DESCRIPTION	INNER	MASTER
PG15	0-15 PSI Gauge	1	100
PG30	0-30 PSI Gauge	1	100
PG60	0-60 PSI Gauge	1	100
PG100	0-100 PSI Gauge	1	100
PG160	0-160 PSI Gauge	1	100
PG200	0-200 PSI Gauge	1	100
PG300	0-300 PSI Gauge	1	100
PG60B	0-60 PSI Gauge w/ Back Connection	1	100
PG200B	0-200 PSI Gauge w/ Back Connection	1	100

3-1/2" Display Utility Gauges

PART #	SIZE / DESCRIPTION	INNER	MASTER
PG3515	0-15 PSI Gauge	1	50
PG3530	0-30 PSI Gauge	1	50
PG3560	0-60 PSI Gauge	1	50
PG35100	0-100 PSI Gauge	1	50
PG35160	0-160 PSI Gauge	1	50
PG35200	0-200 PSI Gauge	1	50
PG35300	0-300 PSI Gauge	1	50

4-1/2" Display Utility Gauges

PART #	SIZE / DESCRIPTION	INNER	MASTER
PG4515	0-15 PSI Gauge	1	20
PG4530	0-30 PSI Gauge	1	20
PG4560	0-60 PSI Gauge	1	20
PG45100	0-100 PSI Gauge	1	20
PG45160	0-160 PSI Gauge	1	20
PG45200	0-200 PSI Gauge	1	20
PG45300	0-300 PSI Gauge	1	20
PG45400	0-400 PSI Gauge	1	20
PG45500	0-500 PSI Gauge	1	20

Liquid Filled Gauges

RAVEN SPECIALTY PRODUCTS

- Accuracy: 3-2-3%
- Glycerin Filled Circular Dial
- Available in 2-1/2" & 4" Display
- Stainless Steel Case
- Internal Brass Parts
- Tempered Glass Lens



PART #	SIZE / DESCRIPTION	INNER	MASTER
PG2.515	0-15 PSI Gauge w/ 2-1/2" Display	1	50
PG2.530	0-30 PSI Gauge w/ 2-1/2" Display	1	50
PG2.560	0-60 PSI Gauge w/ 2-1/2" Display	1	50
PG2.5100	0-100 PSI Gauge w/ 2-1/2" Display	1	50
PG2.5160	0-160 PSI Gauge w/ 2-1/2" Display	1	50
PG2.5200	0-200 PSI Gauge w/ 2-1/2" Display	1	50
PG2.5300	0-300 PSI Gauge w/ 2-1/2" Display	1	50
PGL4100	0-200 PSI Gauge w/ 4" Display	1	20
PGL4300	0-300 PSI Gauge w/ 4" Display	1	20

Water Test Gauge

RAVEN SPECIALTY PRODUCTS

- 2-1/2" Display
- Steel Case
- Internal Brass Parts
- Polycarbonate Lens
- Swivel Brass Hose Connection



PART #	SIZE / DESCRIPTION	INNER	MASTER
RG66-300	0-300 PSI Gauge	1	50
RG66-301	0-300 PSI Gauge W/ Red Pointer	1	50

Gas Test Gauge

RAVEN SPECIALTY PRODUCTS

- Accuracy: 3-2-3%
- 2" Display
- Black Steel Case and Ring
- Internal Brass Parts
- Polycarbonate Lens
- Black Painted Iron Bell



PART #	SIZE / DESCRIPTION	INNER	MASTER
RG60-3415	15 PSI, 3/4" NPT Bell Reducer	1	50
RG60-3430	30 PSI, 3/4" NPT Bell Reducer	1	50
RG60-3460	60PSI, 3/4" NPT Bell Reducer	1	50
RG60-34100	100 PSI, 3/4" NPT Bell Reducer	1	50
RG60-1015	15 PSI, 1" NPT Bell Reducer	1	50
RG60-1030	30 PSI, 1" NPT Bell Reducer	1	50
RG60-1060	60 PSI, 1" NPT Bell Reducer	1	50
RG60-10100	100 PSI, 1" NPT Bell Reducer	1	50

TESTER GAUGES & KITS

Gas Tester & Pressure Kit

- 3 - 1818 MxF Ball Valve Shut Off
- Ball & Barbed Adapter
- Bulb & Hose Assembly
- Includes Heavy Duty Case
- Snifter Valve
- 3/4"M x 1/2"F x 1/8"F x 1/4"F x 1/4"F Double Test Tee



PART #	SIZE / DESCRIPTION	INNER	MASTER
GPTK-5	5 PSI & 160 PSI Gauge Combo Kit	1	10
GPTK	7 PSI & 160 PSI Gauge Combo Kit	1	10

Pressure Test Kit

- Test Tee
- Snifter Valve
- Swivel Hose Connector
- 160 PSI Gauge



PART #	SIZE / DESCRIPTION	INNER	MASTER
PTK	0-160 PSI Gauge kit	1	40

Gas & Pressure Test Kit Parts



PART #	SIZE / DESCRIPTION	INNER	MASTER
Gauges			
GTG-5	5 PSI Gauge	1	50
GTG-7	7 PSI Gauge	1	50
Test Tees			
TSTT	3/4" M x 1/2" F x 1/8" F x 1/4" F	1	50
PTT	3/4" M x 1/2" F x 1/8" F x 1/4" F x 1/4" F	1	50
Bulb & Hose Assembly			
BHA	For GPTK & GTK	1	100

Gas Tester Kit

- 1818 MxF Ball Valve Shut Off
- Ball & Barbed Adapter
- Bulb & Hose Assembly
- Includes Heavy Duty Case
- Snifter Valve
- 3/4"N x 1/2"F x 1/8"f x 1/4"f Long Body Tee



PART #	SIZE / DESCRIPTION	INNER	MASTER
GTK-5	5 PSI Gauge Kit	1	10
GTK	7 PSI Gauge Kit	1	10

Low Pressure Gas Tester

- 2" Display w/ Steel Case and Ring
- Yellow Zinc Plated Steel Hex Body
- Snifter Valve & Mini Ball Valve



PART #	SIZE / DESCRIPTION	INNER	MASTER
52051	5 PSI Complete Kit w/ Bulb & Hose, Valves & Case	1	10
5205	5 PSI GasTester Hex Body w/ Valves	1	20
5210	10 PSI GasTester Hex Body w/ Valves	1	20

Gas Pressure Tester

- Available in 2" & 4" Display
- Steel Case and Ring
- Internal Brass Parts
- Yellow Zinc Plated Steel Hex Body
- Polycarbonate Lens



PART #	SIZE / DESCRIPTION	INNER	MASTER
5215	15 PSI GasTester 3/4" FIP Hex Body 2" Display	1	50
5230	30 PSI GasTester 3/4" FIP Hex Body 2" Display	1	50
RG52-60	60 PSI GasTester 3/4" FIP Hex Body 2" Display	1	50
RG52-100	100 PSI GasTester 3/4" FIP Hex Body 2" Display	1	50
RG52-160	160 PSI GasTester 3/4" FIP Hex Body 2" Display	1	50
RG52-200	200 PSI GasTester 3/4" FIP Hex Body 2" Display	1	50
RG54-15	15 PSI GasTester 3/4" FIP Hex Body 4" Display	1	50
Gas Pressure Test Parts			
RG52-HEX	Yellow Zinc Plated Hex Body	1	100
RG52-SNIFT	Snifter Valve	1	500

RAVEN™
SPECIALTY PRODUCTS

Hydronic Heating Components

High Grade Performance



NOW AVAILABLE

THERMAL & HYDRONIC EXPANSION TANKS MADE IN ITALY



HEATING SPECIALTIES

Feed Pressure Water Regulator

RAVEN SPECIALTY PRODUCTS

High Capacity • Purge Lever For Manual Purging



- High Capacity
- Tight Seating Check Valve
- Purge Lever for Manual Purging
- Choice of Inlet Connection (Threaded, Union Solder)
- Stainless Steel Strainer to Protect the Valve Disc from Fouling

PART #	SIZE	DESCRIPTION	INNER	MASTER
186TS012	1/2"	Feed Pressure Water Regulator	1	40

Heating Boiler Air Scoop

RAVEN SPECIALTY PRODUCTS

Cast Iron Construction • Air Eliminator



- One Piece Design
- Engineered Baffle to Separate Air From Water
- Never Requires Servicing
- Cast Iron Construction

PART #	SIZE	DESCRIPTION	MASTER
ETP-T15-AS34	3/4"	3/4" Air Eliminator	8
ETP-T15-AS1	1"	1" Air Eliminator	8
ETP-T15-AS114	1 1/4"	1 1/4" Air Eliminator	8
ETP-T15-AS112	1 1/2"	1 1/2" Air Eliminator	8

Backflow Preventer

RAVEN SPECIALTY PRODUCTS

High Capacity • Stainless Steel Internal Parts



- True Line Size Construction
- Stainless Steel Internal Parts
- Maximum Flow at Low Pressure Drop
- Install Vertically or Horizontally
- Furnished with Union Connectors to Facilitate Removal

PART #	SIZE	DESCRIPTION	INNER	MASTER
190T012	1/2"	Backflow Preventer	1	60
190T034	3/4"	Backflow Preventer	1	60

Automatic Air Vent

RAVEN SPECIALTY PRODUCTS

Nickel Plated Brass body



- Perfect for Tight Spaces
- Removes Trapped Air
- For Use on Heating and Air Conditioning Systems

PART #	SIZE	DESCRIPTION	INNER	MASTER
AV-T18	1/8"	Automatic Air Vent	1	68

HEATING SPECIALTIES

Ravent Jr. Spiral Air Eliminator

Micro Bubble Separator • Maintenance Free • Eliminates 99.6% of the Disolved Air

IPS



SWT



- Simple to Install with a Straight In-Line Design
- Designed for Radiant Heat and Hydronic Systems
- Solid Brass Body Construction for Extended Service Life
- Traps Smallest Microbubbles with Little Resistance
- Spiral Tube Vent Eliminates Air from the System Fluid
- Specially Constructed Air Chamber to Protect the Valve Mechanism from Dirt
- Unique Valve Mechanism is Guaranteed Not to Leak and Cannot be Shut Off
- Standard Thread for Vent Pipe Connection or Pressure Testing
- Vent Head is Designed to Stay Dry
- Male Thread Vent Head Port for Presuure Testing and Remote Venting
- No Venting Required
- Dirt and Leak Resistant
- Quiet Operation
- Available in Threaded & Sweat Connection
- Max Pressure 150 PSI
- Max Temperature 270°F

THREADED PART #	SWEAT PART #	SIZE	DESCRIPTION	INNER	MASTER
RAV-SP034T	**RAV-SP034S**	3/4"	Spiral Air Eliminator	10	100
RAV-SP001T	**RAV-SP001S**	1"	Spiral Air Eliminator	10	100
RAV-SP114T	**RAV-SP114S**	1-1/4"	Spiral Air Eliminator	10	100
RAV-SP112T	**RAV-SP112S**	1-1/2"	Spiral Air Eliminator	10	80
RAV-SP002T	**RAV-SP002S**	2"	Spiral Air Eliminator	5	50

Z1000 Series Motorized Zone Valve

2 Way On/Off • Low Voltage



- Brass Body
- Hydronic Control
- Designed for Cycling
- Static Pressure 125 PSI
- EPDM O-Rings

PART #	SIZE	DESCRIPTION	INNER	MASTER
Z1000		Motorized 2-way on-off Zone Valve	1	1
Z1010		Replacement Head for Z1000 Zone Valve	1	1

EXPANSION TANKS

Thermal Expansion Tanks For Hot Water Heaters

FLEXTRON

Prevent Dangerous Pressure Build Up • Protect Appliances and Fixtures • Save Energy and Water



- All Tanks are NSF61 Certified
- MIG Welding Eliminates Interior Rough Spots and Sharp Edges
- Durable External Baked Epoxy-Polyester Coating
- Exclusive Polypropylene Liner Eliminates Internal Corrosion
- Protected Precharge Valve Eliminates Potential Leak Path
- Each Tank is Factory Leak Tested
- Operating Pressure 150 PSI, Temperature 200°F

PART #	SIZE	DESCRIPTION	INNER	MASTER
E-FTT5	2.1 gal	Thermal Expansion Tank	1	1
E-FTT12	4.8 gal	Thermal Expansion Tank	1	1
E-FTT18	6.3 gal	Thermal Expansion Tank	1	1

Hydronic Expansion Tanks For Heating Systems

FLEXTRON

Prevent Dangerous Pressure Build Up • Protect Safety Valves from Failing • Save Energy and Water



- EPDM Rubber Diaphragm
- MIG Welding Eliminates Interior Rough Spots and Sharp Edges
- Each Tank is Factory Leak Tested
- Durable External Baked Epoxy-Polyester Coating
- Max. Operating Pressure 150 PSI
- Operating Temperature 240°F
- Factory Precharge 12 PSI

PART #	TANK SIZE	DESCRIPTION	INNER	MASTER
E-FTH15	2.1 gal	Hydronic Expansion Tank	1	1
E-FTH30	4.8 gal	Hydronic Expansion Tank	1	1
E-FTH60	6.3 gal	Hydronic Expansion Tank	1	1
E-FTH90S	13.2 gal	Hydronic Expansion Tank	1	1

RADIATOR VALVES

Steam Angle Radiator Valve

FIP X Male Union • 15 WSP - 60 WOG



- Brass Body
- Includes Nut and Tailpiece
- Molded Thermal Plastic Handle
- ISO:9001 Approved Manufacturer

PART #	SIZE	DESCRIPTION	INNER	MASTER
48712	1/2"	Angle Steam Radiator Valve	10	60
48342	3/4"	Angle Steam Radiator Valve	8	48
48120	1"	Angle Steam Radiator Valve	6	36
48142	1-1/4"	Angle Steam Radiator Valve	4	24
48112	1-1/2"	Angle Steam Radiator Valve	3	18
48200	2"	Angle Steam Radiator Valve	2	12

Steam Radiator Gate Valve

FIP X Male Union • 125 WSP - 200 WOG



- Brass Body
- Temperature rating 300°F
- Includes Nut and Tailpiece
- Molded Thermal Plastic Handle
- ISO:9001 Approved Manufacturer

PART #	SIZE	DESCRIPTION	INNER	MASTER
48612	1/2"	Steam Radiator Gate Valve	10	60
48341	3/4"	Steam Radiator Gate Valve	8	48
4811	1"	Steam Radiator Gate Valve	6	36
48141	1-1/4"	Steam Radiator Gate Valve	4	24
48121	1-1/2"	Steam Radiator Gate Valve	3	18

Hot Water Angle Radiator Valve

FIP or SWT X Male Union • Heavy Pattern • 15 WSP - 60 WOG



- Brass Body
- Includes Nut and Tailpiece
- Molded Thermal Plastic Handle
- ISO:9001 Approved Manufacturer

THREADED PART #	SWEAT PART #	SIZE	DESCRIPTION	INNER	MASTER
HWV-T012	**HWV-S012**	1/2"	Radiator Angle Valve	10	80
HWV-T034	**HWV-S034**	3/4"	Radiator Angle Valve	6	60
HWV-T001	**HWV-S001**	1"	Radiator Angle Valve	6	36
HWV-T114		1-1/4"	Radiator Angle Valve	4	24

Steam Radiator Convector Valve

Female Union x FIP Conection • 15 WSP 60 WOG



- Brass Body
- Includes Nut and Tailpiece
- Molded Thermal Plastic Handle
- ISO:9001 Approved Manufacturer

PART #	SIZE	DESCRIPTION	INNER	MASTER
48130	1"	Steam Radiator Convector Valve	6	36
48143	1-1/4"	Steam Radiator Convector Valve	4	24

RADIATOR VALVES

Steam Angle Radiator Valve

RAVEN SPECIALTY PRODUCTS

PTFE Seats • FIP X Male Union • 15 WSP - 60 WOG

HEAVY DUTY

PTFE SEATS



- Heavy Duty Brass Body
- Includes Nut and Tailpiece
- Molded Thermal Plastic Handle
- ISO:9001 Approved Manufacturer

PART #	SIZE	DESCRIPTION	INNER	MASTER
RSA012	1/2"	Angle Steam Radiator Valve	10	60
RSA034	3/4"	Angle Steam Radiator Valve	8	48
RSA001	1"	Angle Steam Radiator Valve	6	36
RSA114	1-1/4"	Angle Steam Radiator Valve	4	24
RSA112	1-1/2"	Angle Steam Radiator Valve	3	18

Steam Radiator Gate Valve

RAVEN SPECIALTY PRODUCTS

FIP X Male Union • 125 WSP - 200 WOG

HEAVY DUTY



- Heavy Duty Brass Body
- Temperature rating 300°F
- Includes Nut and Tailpiece
- Molded Thermal Plastic Handle
- ISO:9001 Approved Manufacturer

PART #	SIZE	DESCRIPTION	INNER	MASTER
RSS034	3/4"	Steam Radiator Gate Valve	8	48
RSS001	1"	Steam Radiator Gate Valve	6	36
RSS114	1-1/4"	Steam Radiator Gate Valve	4	24
RSS112	1-1/2"	Steam Radiator Gate Valve	3	18

Hot Water Angle Radiator Valve

RAVEN SPECIALTY PRODUCTS

FIP or SWT X Male Union • Heavy Pattern • 15 WSP - 60 WOG

HEAVY DUTY



- Heavy Duty Brass Body
- Includes Nut and Tailpiece
- Molded Thermal Plastic Handle
- ISO:9001 Approved Manufacturer

THREADED PART #	SWEAT PART #	SIZE	DESCRIPTION	INNER	MASTER
RWA012T	**RWA012S**	1/2"	Radiator Angle Valve	10	80
RWA034T	**RWA034S**	3/4"	Radiator Angle Valve	6	60
RWA001T	**RWA001S**	1"	Radiator Angle Valve	6	36

Steam Radiator Convector Valve

RAVEN SPECIALTY PRODUCTS

PTFE Seats • Female Union x FIP Conection • 15 WSP 60 WOG

HEAVY DUTY

PTFE SEATS



- Heavy Duty Brass Body
- Includes Nut and Tailpiece
- Molded Thermal Plastic Handle
- ISO:9001 Approved Manufacturer

PART #	SIZE	DESCRIPTION	INNER	MASTER
RSC001	1"	Steam Radiator Convector Valve	6	36
RSC114	1-1/4"	Steam Radiator Convector Valve	4	24

HEATING SPECIALTIES

IPS & SWT Union Elbow

Includes Nut & Tailpiece •



- Brass Body
- Available in Sweat and Threaded Ends
- ISO:9001 Approved Manufacturer

THREADED PART #	SWEAT PART #	SIZE	DESCRIPTION	INNER	MASTER
48212	**48312**	1/2"	Union Elbow	10	150
48234	**48334**	3/4"	Union Elbow	10	100
4821		1"	Union Elbow	7	70
48214		1-1/4"	Union Elbow	5	50

Sweat Monoflow Tee

Brass Body



- Brass Body
- Used in One Pipe Hot Water Heating Systems
- Supplies Radiators, Convectors, Baseboards & Kick Space Heaters
- ISO:9001 Approved Manufacturer

PART #	SIZE	DESCRIPTION	INNER	MASTER
3412	3/4" X 1/2"	SWT Monoflow Tee	40	160
0112	1" X 1/2"	SWT Monoflow Tee	25	100
0134	1" X 3/4"	SWT Monoflow Tee	25	100
11412	1-1/4" X 1/2"	SWT Monoflow Tee	20	80

Pex Monoflow Tee

Available in Crimp PEX & Expansion Pex



- Crimp Pex Ends Conform to ASTM F1807
- Expansion Pex Ends Conform to ASTM F1960
- Supplies Radiators, Convectors, Baseboards & Kick Space Heaters

PART #	SIZE / DESCRIPTION	INNER	MASTER
MFPT0058	5/8" F1807 Pex	10	100
MFPS3412	3/4" F1807 Pex x 3/4" F1807 Pex x 1/2" Swt	10	100
MFPT3412	3/4" F1807 Pex x 3/4" F1807 Pex x 1/2" F1807 Pex	10	100
MFWT3412	3/4" F1960 Pex x 3/4 F1960 Pex" x 1/2" F1960 Pex	10	100

Pigtails



PART #	SIZE / DESCRIPTION	INNER	MASTER
BRPS0014	1/4" Straight Pigtail Brass	10	100
BRPA0014	1/4" Angle Pigtail Brass	10	100
BLPT0014	1/4" Angle Pigtail Black Steel	10	100

Baseboard Connector

Prevents Noise Emitting From Baseboard



Coupling x Coupling Connector

PART #	SIZE	DESCRIPTION	INNER	MASTER
R1644	3/4" x 6"	Baseboard Connector	1	24

Tubing x Tubing Connector

PART #	SIZE	DESCRIPTION	INNER	MASTER
R1641	3/4" x 18"	Baseboard Connector	1	24

Tubing x Coupling Connector

PART #	SIZE	DESCRIPTION	INNER	MASTER
R1643	3/4" x 8"	Baseboard Connector	1	12
R1640	3/4" x 18"	Baseboard Connector	1	24
R1642	3/4" x 18" AC	Baseboard Connector	1	24

Radiator Spud Wrench



Radiator Spud Wrench

Inner Pipe Wrench • For Radiator Valve Repairs



- Use to Remove and Install Radiator Valve Spuds from Radiator
- Made of Durable Cast Malleable Iron
- Insert in Radiator Nipple Until Proper Size Reached

PART#	SIZE	DESCRIPTION	INNER	MASTER
48443	1-1/2" x 2" x 10-1/4"	Spud Wrench	10	60

3 in 1 Radiator Repair Tool

HVAC Tool • For Radiator Air Valve Repairs



- Black Steel
- Extracts, Re-taps, and Rethreads Broken Valves in Radiators
- Steel Construction

PART#	SIZE	DESCRIPTION	INNER	MASTER
48453	3/4" x 3" x 2-3/4"	Radiator Repair Tool	10	60

Radiator Handle Replacement Kit

Molded Thermal Plastic Handle



- Molded Embossed Direction Arrow
- Designed to Work with a Hot-Water or Steam Valve
- 3-Step Metal insert
- Fits All Popular Stems

PART #	SIZE	DESCRIPTION	INNER	MASTER
48403	Fits All	Plastic Radiator Handle	12	144

Radiator Handle Replacement

Molded Thermal Plastic Handle



- Molded Embossed Direction Arrow
- Designed to Work with a Hot-Water or Steam Valve
- Fits All Popular Stems

PART #	SIZE	DESCRIPTION	INNER	MASTER
4800	Fits All	Plastic Radiator Handle	12	144

RADIATOR AIR VALVES

Radiator Air Valve



- Chrome Plated Steam Air Vents
- Max Pressure - 10 PSI

PART #	SIZE	DESCRIPTION	INNER	MASTER
49182	1/8"	Angle Steam Air Vent	12	144
49183	1/8"	Angle Adjustable Steam Air Vent	12	144
49181	1/8"	Straight Steam Air Vent	12	144
49141	1/4"	Straight Steam Air Vent	12	144
49341	3/4"	Straight Steam Air Vent	12	144

Radiator Air Valve Hoffman Style



- Float-Type Vent
- Highly Durable

PART #	SIZE	DESCRIPTION	INNER	MASTER
RAVHA18	1/8"	Angle Steam Air Vent	12	144
RAVHA18A	1/8"	Angle Adjustable Steam Air Vent	12	144
RAVHS18	1/8"	Straight Steam Air Vent	12	144
RAVHS14	1/4"	Straight Steam Air Vent	12	144
RAVHS3412	3/4"X1/2"	Straight Steam Air Vent	12	144

Radiator Air Valve Gorton Style



- Max Operating Pressure - 5 PSI
- Max Pressure - 10 PSI

PART #	SIZE	DESCRIPTION	INNER	MASTER
GAV-4A18	1/8"	Angle Steam Air Vent	12	144
GAV-5A18	1/8"	Angle Steam Air Vent	12	144
GAV-6A18	1/8"	Angle Steam Air Vent	12	144
GAV-CA18	1/8"	Angle Steam Air Vent	12	144
GAV-DA18	1/8"	Angle Steam Air Vent	12	144
GAV-6S18	1/8"	Straight Steam Air Vent	12	144
GAV-CS18	1/8"	Straight Steam Air Vent	12	144
GAV-DS18	1/8"	Straight Steam Air Vent	12	144

Radiator Air Valve Gorton Style



- Steam Air Vent

PART #	SIZE	DESCRIPTION	INNER	MASTER
RAVG18-4	#4 1/8"	Angle Steam Air Vent	10	60
RAVG18-5	#5 1/8"	Angle Steam Air Vent	8	48
RAVG18-6	#6 1/8"	Angle Steam Air Vent	6	36
RAVG18-D	#C 1/8"	Angle Steam Air Vent	10	60
RSVG18-6	#D 1/8"	Angle Steam Air Vent	10	60
RSVG18-6	#6 1/8"	Straight Steam Air Vent	6	36
RSVG18-C	#C 1/8"	Straight Steam Air Vent	10	60
RSVG18-D	#D 1/8"	Straight Steam Air Vent	10	60

Radiator Air Valve



- Max Operating Pressure - 5 PSI
- Max Pressure - 10 PSI

PART #	SIZE	DESCRIPTION	INNER	MASTER
HAV-A0018	1/8"	Angle Steam Air Vent	12	144
HAV-S0018	1/8"	Straight Steam Air Vent	12	144
HAV-S0014	1/4"	Straight Steam Air Vent	12	144
HAV-S3412	3/4" X 1/2"	Straight Steam Air Vent	12	144

Float Vents



- Perfect for Tight spaces
- 50 PSI
- For Use on Convector Radiators, Radiant Baseboard & Radiant Panels

PART #	SIZE	DESCRIPTION	INNER	MASTER
LF-FV18	1/8"	Float Vent	10	50

Automatic Air Valve w/ Plastic Knob



PART #	SIZE	DESCRIPTION	INNER	MASTER
48500	1/8"	Male Threaded	10	100

Coin Key Air Valve



PART #	SIZE	DESCRIPTION	INNER	MASTER
48400	1/8"	Male Threaded	25	100

Automatic Air Valve w/ Slot Knob



PART #	SIZE	DESCRIPTION	INNER	MASTER
48503	1/8"	Male Threaded	10	100

Key For Coin Air Valve



PART #	SIZE	DESCRIPTION	INNER	MASTER
48401	1/8"	Key for Part # 48400	10	100

HEATING SPECIALTIES

Ductile Iron Circulator Flange Kit



- For Taco/Grundfos
- All Circulator Flanges are Packaged with Nuts & Bolts
- New High Grip Surface
- Ideal for Use with Pipe Wrench

GREEN PART #	RED PART #	SIZE	DESCRIPTION	INNER	MASTER
DIFLNG34G	DIFLNG34R	3/4"	Flange Kit	25	100
DIFLNG1G	DIFLNG1R	1"	Flange Kit	12	12
DIFLNG114G	DIFLNG114R	1-1/4"	Flange Kit	12	12
DIFLNG112G	DIFLNG112R	1-1/2"	Flange Kit	12	12

Brass Circulator Flange Kit

Lead Free



- KIT Includes: 1 Flange, 1 Neoprene Gasket & 2 Nuts & Bolts

SWT PART #	IPS PART #	SIZE	DESCRIPTION	INNER	MASTER
CFSWT34-NL	CFIPS34-NL	3/4"	Flange Kit	5	25
CFSWT1-NL	CFIPS1-NL	1"	Flange Kit	5	25
CFSWT114-NL	CFIPS114-NL	1-1/4"	Flange Kit	5	25
CFSWT112-NL		1-1/2"	Flange Kit	5	25

Flange Gaskets

PART #	SIZE	DESCRIPTION	INNER	MASTER
CFGASKET	3/4"	1 Set of Flange Gaskets	10	1000

Nuts & Bolts For Circulator Flange

PART #	SIZE	DESCRIPTION	INNER	MASTER
CFNUTS	Xx"	1 Set of Nuts and Bolts	1	45

Heavy Duty Oil Tank Legs

Used to Support Oil Tank



PART #	SIZE	DESCRIPTION	INNER	MASTER
TANKLEGS10	1-1/4" X 10"	Union Elbow	1	24
TANKLEGS12	1-1/4" X 12"	Union Elbow	1	24
TANKLEGS13	1-1/4" X 13"	Union Elbow	1	24
TANKLEGS14	1-1/4" X 14"	Union Elbow	1	24

Heavy Duty Oil Tank Elbow

Used to Connect Isolation Valve



- Heavy Duty Sch 40 Steel Elbow
- Will Not Break with Pressure from Ice or if Stepped On
- Extends 2" Past the Outside of Tank for Easy Connection
- Inline Fusible Oil Valve Can be Placed After Isolation Valve

PART #	SIZE	DESCRIPTION	INNER	MASTER
OTL1238	3/8" X 1/2"	2" x 6" Tank Elbow	12	60

Oil Vent Cap & Screen

Zinc Plated Galvanized Steel



- Use On Oil Tank Vent Pipes
- Lightweight Design
- Includes Screen to Prevent Debris from Entering Vent Pipe
- Zinc Plated Galvanized Steel to Prevent Rust

Vent Cap w/ Screen

PART #	SIZE	DESCRIPTION	INNER	MASTER
VCS114	1-1/4"	Oil Tank Vent Cap w/ Screen	1	100
VCS112	1-1/2"	Oil Tank Vent Cap w/ Screen	1	100
VCS2	2"	Oil Tank Vent Cap w/ Screen	1	50

Vent Cap

PART #	SIZE	DESCRIPTION	INNER	MASTER
VC114	1-1/4"	Oil Tank Vent Cap	1	100

EVERFLOW™

PEXFLOW™
PRO SERIES



PEX MANIFOLDS & ACCESSORIES

Pexflow Pro Series Radiant Heat Manifolds

PEXFLOW PRO SERIES

Stainless Steel All-In-One Pre-Assembled Manifold Sets For Radiant Heating

- Includes: Balancing Valves, Air Vent, Fill/Drain Valves, Shut-Off Valves w/ Temp Gauges & Brackets
- Pressure Tested. Maximum Flow Per Branch is 1.4 GPM. Max Operating Temperature is 158°F
- Packaged with ½" PEX Adapters. Other Size Options Available
- Stainless Steel Supply & Return Manifolds with Flow Meters
- Pre-Assembled with Valves & Mounting Brackets
- Available from 2 Branch to 12 Branch

NSF

PART #	DESCRIPTION	INNER	MASTER
MPS102	2-Branch Pex Manifold	1	4
MPS103	3-Branch Pex Manifold	1	4
MPS104	4-Branch Pex Manifold	1	4
MPS105	5-Branch Pex Manifold	1	4
MPS106	6-Branch Pex Manifold	1	4
MPS107	7-Branch Pex Manifold	1	4
MPS108	8-Branch Pex Manifold	1	2
MPS109	9-Branch Pex Manifold	1	2
MPS110	10-Branch Pex Manifold	1	2
MPS112	12-Branch Pex Manifold	1	2



Thermostatic Acuator Valve

PEXFLOW PRO SERIES

For Pex Manifolds • 24 V • 2 Wire and 4 Wire



PART #	DESCRIPTION	INNER	MASTER
MPA200	24V 2 Wire Thermstatic Actuator for Pex	1	50
MPA400	24V 4 Wire Thermstatic Actuator for Pex	1	50

Pex Manifold Adapter

PEXFLOW PRO SERIES

Nickel

ASTM F1960 EXPANSION PEX ASTM F1807 CRIMP PEX



F1807 PART #	F1960 PART #	DESCRIPTION	INNER	MASTER
MPX012	**MPW012**	1/2" Pex X 3/4" Manifold Adapter	42	336
MPX038	**MPW038**	3/8" Pex X 3/4" Manifold Adapter	42	336
MPX058	**MPW058**	5/8" Pex X 3/4" Manifold Adapter	42	336
MPX034		3/4" Pex X 3/4" Manifold Adapter	42	336

Manifold Cap

PEXFLOW PRO SERIES

Seal Off Unused Manifold Circuits



PART #	DESCRIPTIONDESCRIPTION	INNER	MASTER
MPC034	Manifold Cap	1	320

Pex Manifold Ball Valve

PEXFLOW PRO SERIES

With Temperature Gauge



BLUE PART #	RED PART #	DESCRIPTION	INNER	MASTER
MPV-SB	**MPV-SR**	Manifold Ball Valve w/ Gauge	1	15
MPV-AB	**MPV-AR**	Angle Manifold Ball Valve w/ Gauge	1	15

Pex Manifold Air Vent Drain Valve

PEXFLOW PRO SERIES

Nickel End Piece



PART #	DESCRIPTIONDESCRIPTION	INNER	MASTER
MPE200	Pex Manifold Air Vent & Drain Valve	1	15
MPE100	Pex Manifold Drain Valve End Piece	1	15

Manifold Flowmeter Replacement

PEXFLOW PRO SERIES

For Radiant Heat Manifolds



PART #	DESCRIPTIONDESCRIPTION	INNER	MASTER
MPF-FM	Manifold Flowmeter Replacement	20	100

STEEL MANIFOLDS

The Original EZ Header Steel Manifolds

RAVEN SPECIALTY PRODUCTS

Schedule 40 Pipe Meets ASTM A53 Standard • Threaded Ends Comply With ANSI/ASME B 1.20.1

- Angular Deviation Between Main Pipe & Branch pipe is 30°
- Used in a Boiler Room to Act as a Hub for Heating System
- Threaded Ends Comply with ANSI/ASME B 1.20.1
- Pipe Meets Standard ASTM A53 Sch.40
- Free of Burrs and Fins



Product shipped with thread protectors on all ends

2 Zone

PART #	SPACE	MAIN DIAMETER	BRANCH DIAMETER	INNER	MASTER
SH2-1034-6	6''	1"	3/4"	1	6
SH2-1034-7	7''	1"	3/4"	1	6
SH2-1434-6	6''	1-1/4"	3/4"	1	6
SH2-1434-7	7''	1-1/4"	3/4"	1	6
SH2-1410-6	6''	1-1/4"	1"	1	6
SH2-1410-7	7''	1-1/4"	1"	1	6
SH2-1534-7	7''	1-1/2"	3/4"	1	6
SH2-1510-6	6''	1-1/2"	1"	1	6
SH2-1510-7	7''	1-1/2"	1"	1	6

3 Zone

PART #	SPACE	MAIN DIAMETER	BRANCH DIAMETER	INNER	MASTER
SH3-1034-6	6''	1"	3/4"	1	6
SH3-1034-7	7''	1"	3/4"	1	6
SH3-1434-6	6''	1-1/4"	3/4"	1	6
SH3-1434-7	7''	1-1/4"	3/4"	1	6
SH3-1410-6	6''	1-1/4"	1"	1	6
SH3-1410-7	7''	1-1/4"	1"	1	6
SH3-1421-6	6''	1-1/4"	3/4" & one 1"	1	6
SH3-1421-7	7''	1-1/4"	3/4" & one 1"	1	6
SH3-1534-6	6''	1-1/2"	3/4"	1	6
SH3-1534-7	7''	1-1/2"	3/4"	1	6
SH3-1510-6	6''	1-1/2"	1"	1	6
SH3-1510-7	7''	1-1/2"	1"	1	6

4 Zone

PART #	SPACE	MAIN DIAMETER	BRANCH DIAMETER	INNER	MASTER
SH4-1034-6	6''	1"	3/4"	1	6
SH4-1034-7	7''	1"	3/4"	1	6
SH4-1434-6	6''	1-1/4"	3/4"	1	6
SH4-1434-7	7''	1-1/4"	3/4"	1	6

4 Zone continued

PART #	SPACE	MAIN DIAMETER	BRANCH DIAMETER	INNER	MASTER
SH4-1431-6	6''	1-1/4"	3/4" & one 1"	1	6
SH4-1431-7	7''	1-1/4"	3/4" & one 1"	1	6
SH4-1410-6	6''	1-1/4"	1"	1	6
SH4-1410-7	7''	1-1/4"	1"	1	6
SH4-1534-6	6''	1-1/2"	3/4"	1	6
SH4-1534-7	7''	1-1/2"	3/4"	1	6
SH4-1510-6	6''	1-1/2"	1"	1	6
SH4-1510-7	7''	1-1/2"	1"	1	6
SH4-2010-7	7''	2"	1"	1	6
SH4-2014-7	7''	2"	1-1/4"	1	6

5 Zone

PART #	SPACE	MAIN DIAMETER	BRANCH DIAMETER	INNER	MASTER
SH5-1434-6	6''	1-1/4"	3/4"	1	6
SH5-1434-7	7''	1-1/4"	3/4"	1	6
SH5-1431-7	7''	1-1/4"	3/4" & one 1"	1	6
SH5-1534-7	7''	1-1/2"	3/4"	1	6
SH5-1510-6	6''	1-1/2"	1"	1	6
SH5-1510-7	7''	1-1/2"	1"	1	6

6 Zone

PART #	SPACE	MAIN DIAMETER	BRANCH DIAMETER	INNER	MASTER
SH6-1434-7	7''	1-1/4"	3/4"	1	6
SH6-1410-6	6''	1-1/4"	1"	1	6
SH6-1410-7	7''	1-1/4"	1"	1	6
SH6-1534-7	7''	1-1/2"	3/4"	1	6
SH6-1510-6	6''	1-1/2"	1"	1	6
SH6-1510-7	7''	1-1/2"	1"	1	6
SH6-2014-7	7''	2"	1-1/4"	1	6

7 Zone

PART #	SPACE	MAIN DIAMETER	BRANCH DIAMETER	INNER	MASTER
SH7-2010-7	7''	2"	1"	1	6

COPPER MANIFOLDS

Copper Manifolds

RAVEN SPECIALTY PRODUCTS

- Applications: Zone Mainfolds, Radiant Manifolds Return Manifolds and Boiler Headers
- Packaged with Metal Sheet to Prevent Damage During Shipping
- Standard SWT Ends
- Individually Boxed for Easy Shipping



24 Copper Branch Manifold Type K

- 3" Center
- 72" Long

PART #	SIZE	INNER	MASTER
CM-1C2412-K	1" x 1/2"	1	1
CM-1C2434-K	1" x 3/4"	1	1
CM-114C2412-K	1-1/4" x 1/2"	1	1
CM-114C2434-K	1-1/4" x 3/4"	1	1

18 Copper Branch Manifold Type L

- 4" Center
- 72" Long

PART #	SIZE	INNER	MASTER
CM-1C1812	1" x 1/2"	1	1
CM-1C1834	1" x 3/4"	1	1
CM-114C1812	1-1/4" x 1/2"	1	1
CM-114C1834	1-1/4" x 3/4"	1	1
CM-112C1834	1-1/2" x 3/4"	1	1
CM-2C1834	2" x 3/4"	1	1

12 Copper Branch Manifold Type L

- 6" Center
- 72" Long

PART #	SIZE	INNER	MASTER
CM-1C1212	1" x 1/2"	1	1
CM-1C1234	1" x 3/4"	1	1
CM-114C1212	1-1/4" x 1/2"	1	1
CM-114C1234	1-1/4" x 3/4"	1	1
CM-114C121	1-1/4" x 1"	1	1
CM-112C1234	1-1/2" x 3/4"	1	1
CM-112C121	1-1/2" x 1"	1	1
CM-2C1234	2" x 3/4"	1	1
CM-2C121	2" x 1"	1	1

6 Copper Branch Manifold Type L

- 4" Center
- 24" Long

PART #	SIZE	INNER	MASTER
CM-1C612	1" x 1/2"	1	1
CM-114C634	1-1/4" x 3/4"	1	1

5 Copper Branch Manifold Type L

- 4" Center
- 20" Long

PART #	SIZE	INNER	MASTER
CM-114C534	1-1/4" x 3/4"	1	1

4 Copper Branch Manifold Type L

- 4" Center
- 20" Long

PART #	SIZE	INNER	MASTER
CM-114C434	1-1/4" x 3/4"	1	1

3 Copper Branch Manifold Type L

- 6" Center
- 18" Long

PART #	SIZE	INNER	MASTER
CM-1C3346	1" x 3/4"	1	1
CM-114C3346	1-1/4" x 3/4"	1	1

3 Copper Branch Manifold Type L

- 4" Center
- 12" Long

PART #	SIZE	INNER	MASTER
CM-1C334	1" x 3/4"	1	1
CM-114C334	1-1/4" x 3/4"	1	1

ACCESSORIES

Safety Signs

RAVEN SPECIALTY PRODUCTS

1 

2 

3 

4 

5 

6 

7 

8 

9 

10 

11 

12 

GAS VENT DIRECTLY BELOW KEEP CLEAR OF ALL OBSTRUCTIONS

PART #	MATERIAL	COLOR	SIZE
SIGN#1	Rigid Plastic	Yellow	3" x 7"
SIGN#2	Rigid Plastic	Clear	3" x 7"

EXHAUST

PART #	MATERIAL	COLOR	SIZE
SIGN#3	Pressure Sensitive Vinyl - Adhesive Backed	Yellow	3" x11-1/2"

AIR INTAKE

PART #	MATERIAL	COLOR	SIZE
SIGN#4	Pressure Sensitive Vinyl - Adhesive Backed	Yellow	3" x11-1/2"

SPRINKLERS THROUGHOUT BUILDING

PART #	MATERIAL	COLOR	SIZE
SIGN#5	Aluminum	White	10" x 12"

THIS VALVE CONTROLS AUTOMATIC SPRINKLER SYSTEM AND MUST ALWAYS BE KEPT OPEN

PART #	MATERIAL	COLOR	SIZE
SIGN#6	Aluminum	Red	7" x 9"

AUTOMATIC SPRINKLER SHUT OFF VALVE LOCATED ____FT. OPPOSITE THIS SIGN

PART #	MATERIAL	COLOR	SIZE
SIGN#7	Aluminum	White	10" x 12"

FIRE ALARM WHEN BELL RINGS CALL FIRE DEPT OR 911 _____

PART #	MATERIAL	COLOR	SIZE
SIGN#8	Aluminum	Red	7" x 9"

FIRE ALARM WHEN BELL RINGS CALL FIRE DEPT OR 911

PART #	MATERIAL	COLOR	SIZE
SIGN#9	Aluminum	White	10" x 12"

INSPECTORS TEST

PART #	MATERIAL	COLOR	SIZE
SIGN#10	Aluminum	White	2" x 7"

MAIN DRAIN

PART #	MATERIAL	COLOR	SIZE
SIGN#11	Aluminum	White	2" x 7"

IMPORTANT: Grease Trap inspected and cleaned on regular...

PART #	MATERIAL	COLOR	SIZE
SIGN#12	Pressure Sensitive Vinyl - Adhesive Backed	Yellow	8" x 40"

The Complete Package.



EVERFLOW™

everflowsupplies.com | 908.436.1100

EVERFLOW™
Premier PVF & Specialty Products

Sales & Support

Everflow Supplies Inc.
Carteret NJ 07008
T: 908.436.1100
F:908.436.1162
sales@everflowsupplies.com

Distribution

Northeast Region
100 Middlesex Ave.
Carteret NJ 07008

Midwest Region
150 S. Fairbank St.
Addison, Illinois 60101

Southest Region
12101 Harland Dr..
Covington, GA 30014

Central / West Region
2300 E. Bardin Rd.
Arlington, Texas 76018



EFV0618V3

FLEXCRAFT®

PE FOAM

RUBBER

PIPE INSULATION



GREENGUARD

★★★ MADE IN NORTH AMERICA

FLEXCRAFT®
PE PIPE INSULATION



PE FOAM PIPE INSULATION
Seamless & Self-Seal

- **Flexible & Lightweight**
- **Environmentally Friendly**
- **Durable Skin Resists Tearing**

PRODUCT MATERIAL

FLEXCRAFT® PE Foam Insulation is a polyethylene-based closed-cell foam insulation, conforming to ASTM C1427 standards. This eco-friendly solution sets itself apart through its absence of CFC's, HFC's, HCFC's, PBDE's, formaldehyde, and fibers, thereby ensuring optimal ecological compatibility. FLEXCRAFT® PE Foam Insulation is a halogen-free insulation system, providing unparalleled thermal, physical, and chemical resistance properties. It possesses impressively low thermal conductivity, coupled with minimal water absorption and exceptional water vapor permeability values, Manufactured within a North American ISO 90001: 2008-certified facility.

USAGE AND APPLICATION

Recommended as thermal insulation solution for diverse residential, commercial & industrial applications. mitigates heat gain / loss while preventing condensation in below-ambient scenarios, such as cold-water plumbing, chilled water systems, and industrial process lines. Retards heat loss in medium and hot temperature systems including hot water plumbing. Additionally, it offers the valuable advantage of extending the amount of time it takes for pipes to freeze. Services temperatures from -200˚F (-129˚C) to +200˚F (93˚C).

GENERAL INSTALLATION

INSTALLATION:

The installation of FLEXCRAFT® PE Foam Insulation demands adherence to specific technical parameters for optimal performance. Product boasts flexibility, even in low-temperature environments, while demonstrating outstanding durability. Its resilient skin resists tearing from handling and environmental conditions. It's lightweight properties and smooth inner surface contributes to an efficient installation process. **For comprehensive installation guidance, and to ensure a successful and compliant installation, consult the resources of ASTM C 1710, Installation Guide for Flexible Closed Cell Foams, and the FLEXCRAFT® PE Foam Installation Manual.**

RESISTANCE TO MOISTURE VAPOR:

Due to its closed cell structure and unique formulation, FLEXCRAFT® PE Foam Insulation inherently exhibits resistance to moisture vapor intrusion. In most indoor applications, product demonstrates sufficient resistance, rendering additional protection unnecessary. However, when utilized in cold systems within high humidity environments, additional vapor barrier protection may be warranted. This supplementary measure ensures optimal performance and longevity in such conditions.

OUTDOOR APPLICATION:

FLEXCRAFT® demonstrates superior versatility, making it suitable for both indoor and outdoor applications. However, when utilized in outdoor settings, specific considerations and measures must be observed to ensure optimal performance. For instances where product is exposed to UV radiation, **such as rooftop applications, it is imperative to protect the insulation with an approved coating or jacket.** This protective layer serves to shield the material from the potentially detrimental effects of UV exposure, safeguarding its structural integrity and insulating properties. During the installation of outdoor insulation, strict adherence to all relevant state and local code requirements is required. Where allowed, the application of coatings or jackets to insulation should be performed immediately after installation. This rapid implementation minimizes the risk of melting, which can result from concentrated light exposure near reflective surfaces. By promptly applying these protective layers, potential issues related to intense heat can be effectively mitigated.

UNDERGROUND APPLICATION:

In buried applications, FLEXCRAFT® PE Foam Insulation is a reliable choice when installed above the water table. However, when lines are positioned below the water table, a conduit encasement is required. This protective measure shields the insulation from potential issues arising due to ground water intrusion and compaction, ensuring the longevity and effectiveness of the system.

FIRE RESISTANCE:

FLEXCRAFT® fire-resistant properties, in wall thicknesses of 1" (25mm) and below is per ASTM E84, material achieves a flame spread rating of 25 or lower and a smoke development rating of 50 or lower. It is essential to recognize that while numerical flammability ratings offer valuable insights into the material's fire behavior, they might not entirely reflect its performance under actual fire conditions. When considering fire protection for specific applications, additional factors and testing procedures should be considered to ensure adequate fire safety measures.

SPECIFICATION & COMPLIANCE

- **UL 94 HF-1 Flammability Classification (#E300774)**
- **UL Greenguard Gold Certified (#116441-420)**
- **ASTM C1427 Type I Pipe, Type II Sheet**

(Specification for Extruded Preformed Flexible Cellular Polyolefin Thermal Insulation in Sheet and Tubular Form.)

- **ASTM E84 25/50- rated (to 1- 1/2") - tested to UL 723, NFPA 255, CAN/ULC S102.2-18**
- **ASHRAE 90.1 Energy Standard**
- **International Mechanical Code (IMC)**
- **International Energy Conservation Code (IECC)**
- **International Residential Code (IRC)**
- **Halogen Free, non dusting & fiber free**

UL GREENGUARD

info@flexcraftusa.com

sales@everflowsupplies.com *908.436.1100*

FLEXCRAFT®
PE PIPE INSULATION



PE FOAM PIPE INSULATION

NOTE: SOLD AND PRICED BY CARTONS ONLY
PO's should be placed by carton quantities

Semi-Slit Pipe Insulation 6' Lengths sold by Cartons

PART #	INSULATIONS	PIPE CTS	PIPE IPS	QTY PER CARTON PIECES	QTY PER CARTON FEET
3/8" WALL THICKNESS					
FSM38058	5/8" ID x 3/8" Wall	1/2"	3/8"	66	396'
FSM38034	3/4" ID x 3/8" Wall	5/8"	1/2"	50	300'
FSM38078	7/8" ID x 3/8" Wall	3/4"	-	46	276'
FSM38118	1-1/8" ID x 3/8" Wall	1"	-	37	222'
FSM38138	1-3/8" ID x 3/8" Wall	1-1/4"	1"	30	180'
FSM38158	1-5/8" ID x 3/8" Wall	1-1/2"	1-1/4"	23	138'
FSM38200	2" ID x 3/8" Wall	-	1-1/2"	21	126'
FSM38218	2-1/8" ID x 3/8" Wall	2"	-	16	96'
FSM38258	2-5/8" ID x 3/8" Wall	2-1/2"	-	12	72'
1/2" WALL THICKNESS					
FSM12058	5/8" ID x 1/2" Wall	1/2"	3/8"	50	300'
FSM12078	7/8" ID x 1/2" Wall	3/4"	-	40	240'
FSM12118	1-1/8" ID x 1/2" Wall	1"	-	31	186'
FSM12138	1-3/8" ID x 1/2" Wall	1-1/4"	1"	25	150'
FSM12158	1-5/8" ID x 1/2" Wall	1-1/2"	1-1/4"	20	120'
FSM12200	2" ID x 1/2" Wall	-	1-1/2"	17	102'
FSM12218	2-1/8" ID x 1/2" Wall	2"	-	14	84'
FSM12238	2-3/8" ID x 1/2" Wall	-	2"	12	72'
FSM12258	2-5/8" ID x 1/2" Wall	2-1/2"	-	10	60'
FSM12358	3-5/8" ID x 1/2" Wall	3-1/2"	-	6	36'
3/4" WALL THICKNESS					
FSM34012	1/2" ID x 3/4" Wall	3/8"	1/4"	35	210'
FSM34058	5/8" ID x 3/4" Wall	1/2"	3/8"	30	180'
FSM34034	3/4" ID x 3/4" Wall	5/8"	1/2"	27	162'
FSM34078	7/8" ID x 3/4" Wall	3/4"	-	25	150'
FSM34118	1-1/8" ID x 3/4" Wall	1"	-	20	120'
FSM34138	1-3/8" ID x 3/4" Wall	1-1/4"	1"	16	96'
FSM34158	1-5/8" ID x 3/4" Wall	1-1/2"	1-1/4"	14	84'
FSM34200	2" ID x 3/4" Wall	-	1-1/2"	11	66'
FSM34218	2-1/8" ID x 3/4" Wall	2"	-	9	54'
FSM34258	2-5/8" ID x 3/4" Wall	2-1/2"	-	8	48'
1" WALL THICKNESS					
FSM10058	5/8" ID x 1" Wall	1/2"	3/8"	20	120'
FSM10034	3/4" ID x 1" Wall	5/8"	1/2"	20	120'
FSM10078	7/8" ID x 1" Wall	3/4"	-	16	96'
FSM10118	1-1/8" ID x 1" Wall	1"	-	14	84'
FSM10138	1-3/8" ID x 1" Wall	1-1/4"	1"	12	72'
FSM10158	1-5/8" ID x 1" Wall	1-1/2"	1-1/4"	10	60'
FSM10200	2" ID x 1" Wall	-	1-1/2"	9	54'
FSM10218	2-1/8" ID x 1" Wall	2"	-	9	54'

Self-Sealing Pipe Insulation 6' Lengths sold by Cartons

PART #	DESCRIPTION	PIPE CTS	PIPE IPS	QTY PER CARTON PIECES	QTY PER CARTON FEET
3/8" WALL THICKNESS					
FLK38058	5/8" ID x 3/8" Wall	1/2"	3/8"	66	396'
FLK38034	3/4" ID x 3/8" Wall	5/8"	1/2"	50	300'
FLK38078	7/8" ID x 3/8" Wall	3/4"	-	46	276'
FLK38118	1-1/8" ID x 3/8" Wall	1"	-	37	222'
FLK38138	1-3/8" ID x 3/8" Wall	1-1/4"	1"	30	180'
FLK38158	1-5/8" ID x 3/8" Wall	1-1/2"	1-1/4"	23	138'
FLK38200	2" ID x 3/8" Wall	-	1-1/2"	21	126'
FLK38218	2-1/8" ID x 3/8" Wall	2"	-	16	96'
FLK38238	2-3/8" ID x 3/8" Wall	-	2"	14	84'
FLK38258	2-5/8" ID x 3/8" Wall	2-1/2"	-	12	72'
FLK38318	3-1/8" ID x 3/8" Wall	3"	-	9	54'
1/2" WALL THICKNESS					
FLK12038	3/8" ID x 1/2" Wall	1/4"	1/8"	69	414'
FLK12012	1/2" ID x 1/2" Wall	3/8"	1/4"	56	336'
FLK12058	5/8" ID x 1/2" Wall	1/2"	3/8"	50	300'
FLK12034	3/4" ID x 1/2" Wall	5/8"	1/2"	44	264'
FLK12078	7/8" ID x 1/2" Wall	3/4"	-	40	-
FLK12100	1" ID x 1/2" Wall	-	3/4"	35	210'
FLK12118	1-1/8" ID x 1/2" Wall	1"	-	31	186'
FLK12138	1-3/8" ID x 1/2" Wall	1-1/4"	1"	25	150'
FLK12158	1-5/8" ID x 1/2" Wall	1-1/2"	1-1/4"	20	120'
FLK12200	2" ID x 1/2" Wall	-	1-1/2"	17	102'
FLK12218	2-1/8" ID x 1/2" Wall	2"	-	14	84'
FLK12238	2-3/8" ID x 1/2" Wall	-	2"	12	72'
FLK12258	2-5/8" ID x 1/2" Wall	2-1/2"	-	10	60'
FLK12318	3-1/8" ID x 1/2" Wall	3"	-	8	48'
FLK12312	3-1/2" ID x 1/2" Wall	-	3"	6	36'
FLK12358	3-5/8" ID x 1/2" Wall	3-1/2"	-	6	36'
FLK12418	4-1/8" ID x 1/2" Wall	4"	-	5	30'
FLK12412	4-1/2" ID x 1/2" Wall	-	4"	4	24'
3/4" WALL THICKNESS					
FLK34058	5/8" ID x 3/4" Wall	1/2"	3/8"	30	180'
FLK34034	3/4" ID x 3/4" Wall	5/8"-	1/2"	27	162'
FLK34078	7/8" ID x 3/4" Wall	3/4"	-	25	150'
FLK34118	1-1/8" ID x 3/4" Wall	1"	-	20	120'
FLK34138	1-3/8" ID x 3/4" Wall	1-1/4"	1"	16	96'
FLK34158	1-5/8" ID x 3/4" Wall	1-1/2"	1-1/4"	14	84'
FLK34200	2" ID x 3/4" Wall	-	1-1/2"	11	66'
FLK34218	2-1/8" ID x 3/4" Wall	2"	-	9	54'
FLK34238	2-3/8" ID x 3/4" Wall	-	2"	9	54'
1" WALL THICKNESS					
FLK10058	5/8" ID x 1" Wall	1/2"	3/8"	20	120'
FLK10034	3/4" ID x 1" Wall	5/8"	1/2"	20	120'
FLK10078	7/8" ID x 1" Wall	3/4"	-	16	96'
FLK10118	1-1/8" ID x 1" Wall	1"	-	14	84'
FLK10138	1-3/8" ID x 1" Wall	1-1/4"	1"	12	72'
FLK10158	1-5/8" ID x 1" Wall	1-1/2"	1-1/4"	10	60'
FLK10200	2" ID x 1" Wall	-	1-1/2"	9	54'
FLK10218	2-1/8" ID x 1" Wall	2"	-	9	54'
FLK10238	2-3/8" ID x 1" Wall	-	2"	7	42'
FLK10258	2-5/8" ID x 1" Wall	2-1/2"	-	6	36'

FLEXCRAFT®
PE PIPE INSULATION



Insulation Foam Tape

- Pressure sensitive adhesive for applying to hot or cold pipes



PART #	DESCRIPTION	QUANTITY
FLK18-0230	1/8" x 2" x 30' Insulation Tape	12

Insulation Adhesive

- For joining seams of rubber insulation
- Makes a moisture-resistant bond in 3 to 4 min



PART #	DESCRIPTION	QUANTITY
F320-12PTB	1/2 Pint	48
F320-PTB	1 Pint	24

PE FOAM INSTALLATION

Installation recommended on non-operational systems with clean, dry surfaces in ambient conditions between 40˚F - 110˚F. Slide tubing over pipe, or apply to existing lines using self-seal tubes. All seams, joints, termination points and open ends should be sealed with an approved contact adhesive, making sure both joined surfaces are coated. Lengthwise seams should face downward and vapor stops should be installed as needed. Fittings and special parts can be field fabricated from insulation tubes and sheets.

THICKNESS RECOMMENDATIONS - TO PREVENT CONDENSATION

SERVICE TEMPERATURE	50˚F (10˚C)			35˚F (2˚C)			0˚F (-18˚C)			-20˚F (-29˚C)		
PIPE SIZE	MILD	NORMAL	SEVERE	MILD	NORMAL	SEVERE	MILD	NORMAL	SEVERE	MILD	NORMAL	SEVERE
3/8" ID to 1-1/8" ID	3/8"	3/8"	3/4"	3/8"	1/2"	3/4"	1/2"	3/4"	-	1/2"	1"	-
1-3/8" ID to 4-1/2" ID	3/8"	3/8"	3/4"	3/8"	3/4"	1"	1/2"	1"	-	3/4"	-	-

Thickness listed for the specified ranges will prevent condensation on indoor piping under the defined design conditions. Normal 85˚F and 70% R.H. Mild: Most air conditioned spaces and arid climates: 80˚F and 50% R.H. Severe: Areas where **excessive moisture is introduced or in poorly ventilated areas where the temperature may be depressed below the ambient: 90˚F and 80% R.H. Contact FLEXCRAFT Technical Support for additional information.**

TECHNICAL DATA

PHYSICAL PROPERTIES		STANDARDS
Nominal Density, pcf	1.5 +/- 0.5	ASTM D1622
Specification	-	ASTM C1427, Type I, Type II
*Upper Use Limit, ˚F (˚C)	200 (93)	ASTM C411
Lower Use Limit, ˚F (˚C)	-200 (-129)	-
Termal Conductivity, Btu-in./hr·ft2 ˚F (W/(m·K)) 75˚F (24˚C) Mean Temp 100˚F (38˚C) Mean Temp 120˚F (49˚C) Mean Temp	 0.27 (.039) 0.28 (0.040) 0.295 (0.42	ASTM C177 OR C518
Water Vapor Permeability	<0.05	ASTM E96
Water Absorption Max %	<0.20	ASTM C209
Linear Shrinkage at Max Use Temp (200¡F)	-1.2%	ASTM C1427
**Flame/Smoke Rating (max)* Up to and including 1-1/2" Thickness	25/50	ASTM E84
VOC Content	<0,22 mg/m3	CDPH Standard Method v 1.2
Microbial Resistance	Excellent	ASTM G21
Fungi Resistance	Excellent	UL 181
Odor Emission	None	ASTM C1304
Corrosion Resistance (Steel, Copper, AL)	None	ASTM C665
Ozone Resistance (50 mPa)	No Cracks	ASTM D1171

"R" VALUES

NOM. INSULATION	COPPER TUBE SIZE (NOM. I.D. PLUMBING)	COPPER TUBE SIZE (O.D. HVAC/R)	IPS NOMINAL	3/8"	1/2"	3/4"	1"	1-1/2"
3/8"	1/4"	3/8"	1/8"	2.6	3.5	5.5	8.4	-
1/2"	3/8"	1/2"	1/4"	2.5	3.3	5.2	7.9	-
5/8"	1/2"	5/8"	3/8"	2.9	3.2	5.3	7.4	-
3/4"	5/8"	3/4"	1/2"	2.3	3.0	5.3	7.3	-
7/8"	3/4"	7/8"	-	2.2	3.1	5.3	7.0	-
1"	-	-	3/4"	2.2	3.1	5.2	7.2	-
1-1/8"	1"	1-1/8"	-	2.2	3.0	5.4	6.9	11.30
1-1/4"	1-1/8"	1-1/4"	-	2.2	3.2	5.3	6.8	-
1-3/8"	1-1/4"	1-3/8"	1"	2.1	3.1	5.1	7.2	10.80
1-5/8"	1-1/2"	1-5/8"	1-1/4"	2.4	3.0	5.0	6.9	10.40
2"	-	-	1-1/2"	2.3	2.9	4.8	6.6	-
2-1/8"	2"	2-1/8"	-	2.3	2.9	4.8	6.5	-
2-3/8"	-	-	2"	2.3	2.9	4.7	6.4	-
2-5/8"	2-1/2"	2-5/8"	-	2.2	3.0	4.6	6.2	-
2-7/8"	-	-	2-1/2"	2.2	3.0	4.5	6.1	-
3-1/8"	3"	3-1/8"	-	2.2	3.0	4.5	6.1	-
3-1/2"	-	-	3"	2.3	3.0	4.5	6.0	-
3-5/8"	3-1/2	3-5/8"	-	2.3	3.1	4.5	6.0	-
4-1/8"	4"	4-1/8"	-	2.2	3.1	4.5	5.8	-
4-1/2"	-	-	4"	2.3	3.1	4.6	5.9	-

*** Meets the requirements of NFPA 90A/90B when tested at 250˚F (125˚C)**
** Numerical flammability ratings alone may not define the performance of products under actual fire conditions. They are provided only for the usein the selection of products

FLEXCRAFT®
RUBBER INSULATION



★★★ MADE IN NORTH AMERICA

CLOSED CELL ELASTOMERIC FOAM
RUBBER PIPE INSULATION

Seamless & Self-Seal with DoubleLock Overlap Seal

- **Flexible Even at Low Temperatures**
- **Durable, Non-Fracturing, & Resistant to Tearing**
- **Safe to Handle Lightweight Material**
- **Non-Abrasive & Non-Dusting**

PRODUCT MATERIAL

Flexcraft Rubber Insulation is an NBR/PVC-based closed cell elastomeric foam insulation, providing an eco-friendly solutiion, free of harmful pollutants, greenhouse gases and fibers. Physical properties are FM certified to ASTM Standards. Antimicrobial protective agent provides added protection against mold, fungal and bacterial growth. UL GREENGUARD® Gold Certified for low VOC emissions. Manufactured within a Noth American ISO 9001:2008-certified facility.

PRODUCT USAGE

Used to retard heat gain and prevent condensation or frost formation on below ambient applications, including refrigerant, cold water plumbing, chilled water, and industrial process lines. It also retards heat loss from medium hot systems, including hot water plumbing, liquid heating, dual temperature, and solar thermal piping. Can be used with heat tracing tapes.

APPLICATION & SPECIFICATIONS

For comprehensive installation guidance consult the resources of ASTM C1710, Installation guide for closed cell foams.

Contains a Protective Antimicrobial Agent



UNDERGROUND APPLICATION:

Flexcraft Rubber Insulation acceptable for use in buried applications. Self-Seal Tubes should have a maximum service temperature of 160°F. For lines above water table, use a clean fill such as sand (3”-5” layer) to protect the insulation before backfilling. For optimum performance, lines should be encased in a conduit to protect from problems associated with ground water intrusion and compaction. If a conduit is not used, the insulation thickness should be increased by one thickness size to compensate for compaction.

RESISTANCE TO MOISTURE VAPOR:

The expanded closed cell structure resists moisture vapor intrusion and is considered a Class 1 vapor retarder per ASHRAE. For most indoor applications, Flexcraft Rubber Insulation needs no additional protection. Additional vapor barrier protection may be necessary when installed on cold surfaces that are exposed to continuous high humidity.

FLAME & SMOKE RATING:

Rubber insulation in wall thicknesses of 2”and below has a flame spread rating of 25 or less and a smoke development rating of 50 or less per ASTM E84 Standards. It is acceptable for duct/plenum applications, meeting NFPA 90A/B requirements.

OUTDOOR APPLICATION:

Product is made of UV retardant elastomeric blend. For severe UV exposure such as rooftop applications, or for optimum performance, protective coating is recommended.

SPECIFICATION & COMPLIANCE

- **ASTM C534 Type 1, Grade 1**
- **ASTM D1056-00-2B1**
- **New York City MEA 186-86-M Vol. V**
- **USDA, CFIA & RoHS Compliant**
- **UL 94-5V Flammability Classification (#E300774)**
- **UL GREENGUARD® Gold Certified**
- **ASTM E84 25/50-rated (to 2”) - tested to UL 723, NFPA 255, CAN/ULC S102-03**
- **NFPA No. 101 Class A Rating**
- **NFPA 90A, 90B**
- **Meets requirements of California ECB Title 24**
- **Meets requirements of ASHRAE 90.1 & 189.1**

c UL us FM APPROVED UL GREENGUARD

info@flexcraftusa.com

sales@everflowsupplies.com *908.436.1100*

FLEXCRAFT®
RUBBER INSULATION





SEAMLESS TUBE RUBBER PIPE INSULATION

6’ Lengths Sold by Cartons

- Non-Slit for Slide-On Applications
- Closed Cell Flexible Elastomeric Foam Insulation Tubes
- For use on HVAC/R, Commercial and Industrial Process Piping and Equipment

NOTE: SOLD AND PRICED BY CARTONS ONLY

PO’s should be placed by carton quantities

PART #	INSULATIONS	PIPE CTS	PIPE IPS	QTY PER CARTON PIECES	QTY PER CARTON FEET
3/8” WALL THICKNESS					
RSM38014	1/4" ID x 3/8" Wall	1/8"	--	105	630'
RSM38038	3/8" ID x 3/8" Wall	1/4"	1/8"	102	612'
RSM38012	1/2" ID x 3/8" Wall	3/8"	1/4"	72	432'
RSM38058	5/8" ID x 3/8" Wall	1/2"	3/8"	63	378'
RSM38034	3/4" ID x 3/8" Wall	5/8"	--	57	342'
RSM38078	7/8" ID x 3/8" Wall	3/4"	1/2"	48	288'
RSM38118	1-1/8" ID x 3/8" Wall	1"	3/4"	36	216'
RSM38138	1-3/8" ID x 3/8" Wall	1-1/4"	1"	28	168'
RSM38158	1-5/8" ID x 3/8" Wall	1-1/2"	1-1/4"	25	150'
RSM38200	2" ID x 3/8" Wall	--	1-1/2"	20	120'
RSM38218	2-1/8" ID x 3/8" Wall	2"	--	16	96'
RSM38238	2-3/8" ID x 3/8" Wall	--	2"	14	84'
RSM38258	2-5/8" ID x 3/8" Wall	2-1/2"	--	12	72'
RSM38278	2-7/8" ID x 3/8" Wall	--	2-1/2"	10	60'
RSM38318	3-1/8" ID x 3/8" Wall	3"	--	10	60'
RSM38312	3-1/2" ID x 3/8" Wall	--	3"	8	48'
1/2” WALL THICKNESS					
RSM12038	3/8" ID x 1/2" Wall	1/4"	1/8"	76	456'
RSM12012	1/2" ID x 1/2" Wall	3/8"	1/4"	60	360'
RSM12058	5/8" ID x 1/2" Wall	1/2"	3/8"	54	324'
RSM12034	3/4" ID x 1/2" Wall	5/8"	--	45	270'
RSM12078	7/8" ID x 1/2" Wall	3/4"	1/2"	38	228'
RSM12118	1-1/8" ID x 1/2" Wall	1"	3/4"	26	156'
RSM12138	1-3/8" ID x 1/2" Wall	1-1/4"	1"	20	120'
RSM12158	1-5/8" ID x 1/2" Wall	1-1/2"	1-1/4"	19	114'
RSM12200	2" ID x 1/2" Wall	--	1-1/2"	19	114'
RSM12218	2-1/8" ID x 1/2" Wall	2"	--	17	102'
RSM12238	2-3/8" ID x 1/2" Wall	--	2"	11	66'
RSM12258	2-5/8" ID x 1/2" Wall	2-1/2"	--	10	60'
RSM12278	2-7/8" ID x 1/2" Wall	--	2-1/2"	8	48'
RSM12318	3-1/8" ID x 1/2" Wall	3"	--	8	48'
RSM12312	3-1/2" ID x 1/2" Wall	--	3"	6	36'
RSM12358	3-5/8" ID x 1/2" Wall	3-1/2"	--	6	36'

PART #	INSULATIONS	PIPE CTS	PIPE IPS	QTY PER CARTON PIECES	QTY PER CARTON FEET
3/4” WALL THICKNESS					
RSM34038	3/8" ID x 1" Wall	1/4"	1/8"	38	228'
RSM34012	1/2" ID x 1" Wall	3/8"	1/4"	38	228'
RSM34058	5/8" ID x 1" Wall	1/2"	3/8"	30	180'
RSM34034	3/4" ID x 1" Wall	5/8"	--	24	144'
RSM34078	7/8" ID x 1" Wall	3/4"	1/2"	21	126'
RSM34118	1-1/8" ID x 1" Wall	1"	3/4"	15	90'
RSM34138	1-3/8" ID x 1" Wall	1-1/4"	1"	13	78'
RSM34158	1-5/8" ID x 1" Wall	1-1/2"	1-1/4"	12	72'
RSM34200	2" ID x 1" Wall	--	1-1/2"	11	66'
RSM34218	2-1/8" ID x 1" Wall	2"	--	10	60'
RSM34238	2-3/8" ID x 1" Wall	--	2"	8	48'
RSM34258	2-5/8" ID x 1" Wall	2-1/2"	--	7	42'
RSM34278	2-7/8" ID x 1" Wall	--	2-1/2"	6	36'
RSM34318	3-1/8" ID x 1" Wall	3"	--	6	36'
RSM34312	3-1/2" ID x 1" Wall	--	3"	5	30'
RSM34358	3-5/8" ID x 1" Wall	3-1/2"	--	5	30'
1” WALL THICKNESS					
RSM10058	5/8" ID x 1" Wall	1/2"	3/8"	18	108'
RSM10078	7/8" ID x 1" Wall	3/4"	1/2"	15	90'
RSM10118	1-1/8" ID x 1" Wall	1"	3/4"	11	66'
RSM10138	1-3/8" ID x 1" Wall	1-1/4"	1"	10	60'
RSM10200	2" ID x 1" Wall	--	1-1/2"	7	42'
RSM10218	2-1/8" ID x 1" Wall	2"	--	7	42'
RSM10238	2-3/8" ID x 1" Wall	--	2"	6	36'
RSM10258	2-5/8" ID x 1" Wall	2-1/2"	--	6	36'
RSM10278	2-7/8" ID x 1" Wall	--	2-1/2"	6	36'
RSM10318	3-1/8" ID x 1" Wall	3"	--	5	30'
RSM10312	3-1/2" ID x 1" Wall	--	3"	5	30'
RSM10358	3-5/8" ID x 1" Wall	3-1/2"	--	5	30'

c UL us FM APPROVED UL GREENGUARD

info@flexcraftusa.com

sales@everflowsupplies.com 908.436.1100

FLEXCRAFT®
RUBBER INSULATION



★★★ MADE IN NORTH AMERICA



DoubleLock Self Seal Rubber Pipe Insulation w/ Overlap Seal

SELF-SEAL RUBBER PIPE INSULATION

W/ DoubleLock Overlap Seal

6’ Lengths Sold by Cartons

- Self-Seal DoubleLock System w/ Overlap Seal
- Closed Cell Flexible Elastomeric Foam Insulation Tubes
- Designed to save labor costs and reduce the use of adhesives
- Allows for improved working conditions and OSHA compliance
- For use on HVAC/R, Commercial & Industrial Piping Equipment

PART #	DESCRIPTION	PIPE CTS	PIPE IPS	QTY PER CARTON PIECES	QTY PER CARTON FEET
3/8” WALL THICKNESS *(No Overlap)*					
RLK38038	3/8" ID x 3/8" Wall	1/4"	1/8"	95	570'
RLK38012	1/2" ID x 3/8" Wall	3/8"	1/4"	67	402'
RLK38058	5/8" ID x 3/8" Wall	1/2"	3/8"	58	348'
RLK38034	3/4" ID x 3/8" Wall	5/8"	--	53	318'
RLK38078	7/8" ID x 3/8" Wall	3/4"	1/2"	48	288'
RLK38118	1-1/8" ID x 3/8" Wall	1"	3/4"	36	216'
RLK38138	1-3/8" ID x 3/8" Wall	1-1/4"	1"	25	150'
RLK38158	1-5/8" ID x 3/8" Wall	1-1/2"	1-1/4"	22	132'
RLK38200	2" ID x 3/8" Wall	--	1-1/2"	20	120'
RLK38218	2-1/8" ID x 3/8" Wall	2"	--	13	78'
RLK38238	2-3/8" ID x 3/8" Wall	--	2"	13	78'
RLK38258	2-5/8" ID x 3/8" Wall	2-1/2"	--	12	72'
1/2” WALL THICKNESS					
RLK12038L	3/8" ID x 1/2" Wall	1/4"	1/8"	70	420'
RLK12012L	1/2" ID x 1/2" Wall	3/8"	1/4"	52	312'
RLK12058L	5/8" ID x 1/2" Wall	1/2"	3/8"	52	312'
RLK12034L	3/4" ID x 1/2" Wall	5/8"	--	45	270'
RLK12078L	7/8" ID x 1/2" Wall	3/4"	1/2"	36	216'
RLK12118L	1-1/8" ID x 1/2" Wall	1"	3/4"	25	150'
RLK12138L	1-3/8" ID x 1/2" Wall	1-1/4"	1"	20	120'
RLK12158L	1-5/8" ID x 1/2" Wall	1-1/2"	1-1/4"	18	108'
RLK12200L	2" ID x 1/2" Wall	--	1-1/2"	18	108'
RLK12218L	2-1/8" ID x 1/2" Wall	2"	--	17	102'
RLK12238L	2-3/8" ID x 1/2" Wall	--	2"	10	60'
RLK12258L	2-5/8" ID x 1/2" Wall	2-1/2"	--	10	60'
RLK12278L	2-7/8" ID x 1/2" Wall	--	2-1/2"	8	48'
RLK12318L	3-1/8" ID x 1/2" Wall	3"	--	8	48'
RLK12312L	3-1/2" ID x 1/2" Wall	--	3"	6	36'
RLK12358L	3-5/8" ID x 1/2" Wall	3-1/2"	--	6	36'
RLK12418L	4-1/8" ID x 1/2" Wall	4"	3-1/2"	4	24'
RLK12412L	4-1/2" ID x 1/2" Wall	--	4"	4	24'

PART #	DESCRIPTION	PIPE CTS	PIPE IPS	QTY PER CARTON PIECES	QTY PER CARTON FEET
3/4” WALL THICKNESS					
RLK34038L	3/8" ID x 3/4" Wall	1/4"	1/8"	38	228'
RLK34012L	1/2" ID x 3/4" Wall	3/8"	1/4"	32	192'
RLK34058L	5/8" ID x 3/4" Wall	1/2"	3/8"	30	180'
RLK34034L	3/4" ID x 3/4" Wall	5/8"	--	20	120'
RLK34078L	7/8" ID x 3/4" Wall	3/4"	1/2"	21	126'
RLK34118L	1-1/8" ID x 3/4" Wall	1"	3/4"	15	90'
RLK34138L	1-3/8" ID x 3/4" Wall	1-1/4"	1"	13	78'
RLK34158L	1-5/8" ID x 3/4" Wall	1-1/2"	1-1/4"	12	72'
RLK34200L	2" ID x 3/4" Wall	--	1-1/2"	11	66'
RLK34218L	2-1/8" ID x 3/4" Wall	2"	--	10	60'
RLK34238L	2-3/8" ID x 3/4" Wall	--	2"	8	48'
RLK34258L	2-5/8" ID x 3/4" Wall	2-1/2"	--	7	42'
RLK34278L	2-7/8" ID x 3/4" Wall	--	2-1/2"	6	36'
RLK34318L	3-1/8" ID x 3/4" Wall	3"	--	6	36'
RLK34358L	3-5/8" ID x 3/4" Wall	3-1/2"	--	5	30'
RLK34418L	4-1/8" ID x 3/4" Wall	4"	3-1/2"	4	24'
RLK34412L	4-1/2" ID x 3/4" Wall	--	4"	4	24'
1” WALL THICKNESS					
RLK10058L	5/8" ID x 1" Wall	1/2"	3/8"	18	108'
RLK10034L	3/4" ID x 1" Wall	5/8"	--	13	78'
RLK10078L	7/8" ID x 1" Wall	3/4"	1/2"	13	78'
RLK10118L	1-1/8" ID x 1" Wall	1"	3/4"	11	66'
RLK10138L	1-3/8" ID x 1" Wall	1-1/4"	1"	10	60'
RLK10158L	1-5/8" ID x 1" Wall	1-1/2"	1-1/4"	7	42'
RLK10200L	2" ID x 1" Wall	--	1-1/2"	7	42'
RLK10218L	2-1/8" ID x 1" Wall	2"	--	7	42'
RLK10238L	2-3/8" ID x 1" Wall	--	2"	6	36'
RLK10278L	2-7/8" ID x 1" Wall	--	2-1/2"	6	36'
RLK10358L	3-5/8" ID x 1" Wall	3-1/2"	--	5	30'
RLK10418L	4-1/8" ID x 1" Wall	4"	3-1/2"	3	18'

c UL us FM APPROVED UL GREENGUARD

info@flexcraftusa.com

sales@everflowsupplies.com *908.436.1100*

FLEXCRAFT®
RUBBER INSULATION

MADE IN NORTH AMERICA

INSTALLATION

Flexcraft recommends that insulation is installed on non-operational systems with clean, dry surfaces in ambient conditions between 40°F - 100°F. For Seamless tubes Installation: Slide tubing over piping (tubing should be pushed, not pulled) or, when applied to existing lines, can be slit lengthwise (using a sharp, non-serrated knife) and fit into place. For Self-seal installation: Slip the tube on pipe, pull built-in release liner, pinch the tube shut, apply pressure at the seams, and apply the overlap seam using pressure. For cold weather installations, it is critical that sufficient pressure levels be applied for proper seam sealing. All seams, butt joints, termination points and open ends should be sealed with an approved contact adhesive, making sure both surfaces to be joined are coated. Lengthwise seams should face downward and vapor stops should be installed as needed. Fittings and special parts can be field fabricated from insulation tubes and sheets.

THICKNESS RECOMMENDATIONS - TO PREVENT CONDENSATION

SERVICE TEMPERATURE	50°F (10°C)			35°F (2°C)			0°F (-18°C)			-20°F (-29°C)		
PIPE SIZE	MILD	NORMAL	SEVERE	MILD	NORMAL	SEVERE	MILD	NORMAL	SEVERE	MILD	NORMAL	SEVERE
3/8" ID to 1-1/8" ID	3/8"	3/8"	3/4"	3/8"	1/2"	3/4"	1/2"	3/4"	1-1/2"	1/2"	1"	1-1/2"
1-3/8" ID to 3" IPS	3/8"	3/8"	3/4"	3/8"	3/4"	1"	1/2"	1"	1-1/2"	3/4"	1-1/2"	1-1/2"
4" IPS	1/2"	1/2"	3/4"	1/2"	3/4"	1"	3/4"	1"	2"	3/4"	1-1/2"	2"

Thickness listed for the specified ranges will prevent condensation on indoor piping under the defined design conditions. Normal: 85°F and 70% R.H. Mild: Most air conditioned spaces and aris climates: 80°F and 50% R.H. Severe: Areas where excessivemoisture is introduced or in poorly ventilated areas where the temperature may be depressed below the ambient: 90°F and 80% R.H.

TECHNICAL DATA

PHYSICAL PROPERTIES		STANDARDS
Thermal Conductivity (K) 90°F(32°C) Mean Temp Btu-in/hr-Ft^2-°F (W/mK) 75°F (24°C) Mean Temp 32°F (0°C) Mean Temp	0.258 (0.0372) 0.245 (0.0353) 0.235 (0.0339)	ASTM C177
Density	3-6 lb/ft^3	ASTM D1667
Operating Temperature Range	-40°F to +220°F **	ASTM C534
Water Vapor Permeability: Dry Cup Wet Cup: (Glued Seam w/ Overlap)	< 0.01 Perm-In 0.10 Perm-In	ASTM E96
Water Absorption (Volume Change)	0%	ASTM C209
Flame Spread / Smoke Development (Up to 2" Wall)	<25/50	ASTM E84
Flammability	Self-Extinguishing	ASTM D635
Stability Dimensional	<7% Linear Shrinkage	ASTM C534
Hot Surface Performance (250°F for 96 hours)	No Cracking or Delamination	ASTM C411
Ozone Resistance	Pass	ASTM D1171
Odor / Emissions	No Objectionable Odor	ASTM C1304
Chemical/Solvent/Oil/Grease Resistance	Good	
Flexibility	Excellent Pass: Cold Crack Test @ -40°F	ASTM C534 ASTM D1056
Mildew Growth Resistance / Air Erosion	Pass	UL 181, ASTM G21
Corrosion Risk	pH Neutral: 6.6 ± 0.04	DIN 1988
Leachable Chlorides	< 0.05% Water-Soluble Chloride Ions	DIN 1988
UV / Weather Resistance[1]	Pass	QUV Chamber Test
Sound Transmission Class (1")	13	ASTM E90

[1]Outdoor applications should be protected with an approved coating or cladding for optimum performance.
**Intermittent temperature "spikes" to 250°F (121°C)

"R" VALUES

NOMINAL INSULATION ID	3/8" WALL*	1/2" WALL	3/4" WALL	1" WALL	1-1/2" WALL	2" WALL
3/8"	2.7	3.6	5.6	8.5	14.6	20.4
1/2"	2.5	3.4	5.4	7.9	13.5	18.9
5/8"	2.5	3.3	5.4	7.5	12.8	17.8
3/4"	2.3	3.1	5.4	7.5	12.4	16.8
7/8"	2.3	3.2	5.4	7.2	11.6	16.1
1-1/8"	2.2	3.1	5.5	7.1	10.8	15.8
1-3/8"	2.2	3.2	5.3	7.3	10.2	14.9
1-5/8"	2.4	3.1	5.1	7.1	9.8	14.6
1-1/2" IPS	2.0	2.6	4.4	6.2	9.9	13.8
2-1/8"	2.3	3.0	4.9	6.6	9.2	13.6
2" IPS	2.3	2.9	4.8	6.5	9.0	13.3
2-1/2" IPS	2.3	3.0	4.6	6.3	8.6	12.6
2-5/8"	2.3	3.1	4.7	6.4	8.8	12.9
3-1/8"	2.3	3.0	4.6	6.2	8.5	12.4
3" IPS	2.3	3.2	4.6	6.1	8.3	12.2
3-5/8"	2.3	3.2	4.6	6.1	8.3	12.1
4-1/8"	2.3	3.1	4.6	6.0	8.1	11.7
4" IPS	2.2	3.2	4.6	5.5	8.0	11.6
5" IPS	-	3.0	4.5	5.7	7.7	11.1
6" IPS	-	3.0	4.4	5.6	7.5	10.9
8" IPS	-	2.9	4.2	5.3	7.2	-

*3/8" thick product construction does not include overlap tape. Hot melt adhesive on both seams is used for sealing purposes.

FLEXTRON®

GAS APPLIANCE & WATER HEATER CONNECTORS

- Gas Appliance Connectors
- Gas Appliance Installation Kits
- Gas Fittings
- Gas Ball Valves
- Food Service Gas Connectors
- Water Heater Connectors
- Tankless Water Heater Installation Kits



PRODUCT CATALOG #FL20


Perform. Inspire. Strive.

FLEXTRON™ EQUALS QUALITY



Welcome to Flextron, the industry's most trusted brand for plumbing professionals. As a specialist of gas and water distribution systems, Flextron offers an exceptional, comprehensive product line for residential and commercial gas appliances.

Flextron's legacy starts with innovative engineering and superior construction, built upon proven science and cutting-edge technology. Our commitment to quality and safety are at the top of our agenda. From start to finish, design to construction, every piece is built to perfection.

Our connectors meet the highest of standards in the industry, including Canadian Standards Association, American National Standards Institute, Uniform Plumbing Code, and American Gas Association. All manufacturing facilities operate under the guidelines of the International Organization for Standardization. Flextron is also approved in major cities nationwide, and has been acclaimed by local jurisdictions.

But it's more than just product quality. We aim for excellence in everything we do. Flextron provides award-winning customer service and technical support. Our competitive prices will optimize your profitability. Our extensive inventory and swift shipments will enhance your competitive edge. In all that we do, we strive to go above and beyond.



Flextron Manufacturing Facilities

- Advanced technology and cutting-edge machinery
- Manufactured in ISO 9001-certified production facilities
- Backed by 2-million-dollar product liability insurance
- Extensive history of stringent quality standards and control
- Specialize in gas and water supply systems



Gas Connector Highlights

(1) CSA certified and compliant:
  - Indoor & Outdoor Appliances & Manufactured Homes
  - Movable Gas Appliances

(2) FlexShield® and UltraSafe® Technology
(3) 100% factory leak-tested plus 2-year warranty



Water Connector Highlights

(1) IAPMO UPC certified and compliant:
  - ASME A 112.18.6/ CSA B125.6
  - NSF 61 for Potable Water

(2) AB1953 Compliant (Lead Free)
(3) 100% factory leak-tested plus 1-year warranty

TABLE OF CONTENTS

PART NUMBERING SYSTEM

Gas Connectors	**5**
Gas Fittings	**17**
Gas Ball Valves	**17**
Water Heater Connectors	**18**

GAS APPLIANCE CONNECTORS

Stainless Steel Gas Connectors (**UltraSafe**™)	**5**
Yellow Coated Gas Connectors (**FlexShield**™)	**9**
Black Coated Gas Connectors (**FlexShield**™)	**13**
High BTU Gas Connector	**15**
Food Service Gas Connector	**16**
Gas Fittings	**17**
Gas Ball Valves	**17**

WATER HEATER CONNECTORS & COMPONENTS

Water Heater Connectors	**18**
Isolation Valves / Pressure Relief Valve	**19**
Tankless Water Heater Installation Kits	**20**

Technical Specifications	**3**
Warranty	**21**
Introduction	**1**

PRODUCT TECHNICAL SPECIFICATIONS

SPECIFICATIONS

Tubing: Stainless Steel 304 (ASTM A240)
Fitting: Zinc-plated Steel S45C
Coating: Epoxy
Rated Pressure: CSA Certified up to 0.5 psi
Rated Operating Temperature: -40°F to 150°F
100% Leak Tested

TYPES

Stainless Steel (uncoated)
Yellow Epoxy Coated Stainless Steel
Black Epoxy Coated Stainless Steel

SIZES

3/8" OD (1/4" ID)
1/2" OD (3/8" ID)
5/8" OD (1/2" ID)
1" OD (3/4" ID)

LENGTHS

12" 18" 24" 30" 36" 48" 60" 72"

APPLICATIONS

Dryer
Boiler
Fireplace
Space Heater
Manufactured Home
Tankless Water Heater
Rooftop Unit
Range/Oven
BBQ Grill
Furnace

CERTIFICATIONS & APPROVALS

ANSI Z21.24 / CSA 6.10
Gas Appliances

ANSI Z21.69 / CSA 6.16
Movable Gas Appliances

ANSI Z21.75 / CSA 6.27
Outdoor Gas Appliances & Manufactured Homes

Commonwealth of Massachusetts

City of New York (MEA # 170-08-E)

IAPMO/UPC Certified
ASME A 112.18.6 / CSA B125.6

TESTING

Strength Test
Withstands an internal hydrostatic pressure of 250 psi (17 MPa) without bursting or evidence of leakage.

Bending Test
Withstands 30 bends without leakage in depth of not more than 2 inches of water.

Corrosion Test
Withstands 15 applications of 90 degrees twists.

Durability at High Temperature
Withstands a temperature of 800°F

Strength of Fittings
Does not leak within a tighten torque of 1,040 inch-pounds.

CONNECTOR MINIMUM FLOW CAPACITY - FOR NATURAL GAS

Straight Length Capacity (BTU/Hr., 0.64 SpGr., 1,000 BTU per cubic ft. at 0.5" W.C. pressure drop)									
Series	**Nominal ID" (OD")**	**12"**	**18"**	**24"**	**30"**	**36"**	**48"**	**60"**	**72"**
14	1/4" (3/8")	48,000	43,800	40,000	36,400	33,400	28,300	24,900	23,100
38	3/8" (1/2")	102,000	93,100	85,000	77,100	71,100	60,500	53,200	49,100
12	1/2" (5/8")	180,000	164,200	150,000	136,000	125,000	106,000	93,200	86,000
34	3/4" (1")	290,900	290,900	290,900	270,500	255,900	215,900	197,400	173,900

The above flow capacities are the minimum performance requirement per ANSI Z21.24 / CSA & 6.10 and ANSI Z 21.75 / CSA 6.27
FLEXTRON Gas Connectors exceed these minimum flow capacities requirements.

PART NUMBERING SYSTEM | Gas Connectors

FTGC SERIES

EXAMPLE

Characters: **FTGC** — **SS** **14** — **12** **A**

(1) (2) (3) (4) (5)

Character (1): Series

FTGC: Flextron Gas Connector

Character (2): Coating Types

- **SS** Uncoated Stainless Steel
- **YC** Yellow Coated Stainless Steel
- **BC** Black Coated Stainless Steel
- **BL** Commercial Food Service: Yellow PVC Coating, Stainless Steel Braided

Character (3): Diameter Size

- **14** 1/4" ID (3/8" OD)
- **38** 3/8" ID (1/2" OD)
- **12** 1/2" ID (5/8" OD)
- **34** 3/4" ID (1" OD)

Character (4): Connector Length (Inches)

- **12** 12 Inches
- **18** 18 Inches
- **24** 24 Inches
- **30** 30 Inches
- **36** 36 Inches
- **48** 48 Inches
- **60** 60 Inches
- **72** 72 Inches

Character (5): End Configurations

	NPT x NPT		NPT x BALL VALVE
A	(1/2" MIP x 1/2" MIP)	**BV1**	(1/2" MIP x 1/2" FIP Ball Valve)
B	(1/2" FIP x 1/2" FIP)	**BV2**	(1/2" FIP x 1/2" FIP Ball Valve)
C	(1/2" FIP x 1/2" MIP)	**BV3**	(1/2" MIP x 1/2" FIP Ball Valve Angle)
D	(1/2" MIP x 3/8" MIP)	**BV4**	(1/2" FIP x 1/2" FIP Ball Valve Angle)
E	(1/2" FIP x 3/8" FIP)	**BV5**	(3/8" MIP x 1/2" FIP Ball Valve)
F	(1/2" FIP x 3/8" MIP)	**BV6**	(3/8" FIP x 1/2" FIP Ball Valve)
G	(3/8" MIP x 3/8" MIP)	**BV7**	(1/2" MIP x 3/4" FIP Ball Valve)
H	(3/8" FIP x 3/8" FIP)	**BV8**	(1/2" FIP x 3/4" FIP Ball Valve)
I	(3/8" FIP x 3/8" MIP)	**BV9**	(1/2" MIP x 3/4" FIP Ball Valve Angle)
J	(3/8" FIP x 1/2" MIP)	**BV10**	(1/2" FIP x 3/4" FIP Ball Valve Angle)
K	(1/2" MIP x 3/4" MIP)	**BV11**	(3/4" MIP x 1/2" FIP Ball Valve)
L	(1/2" FIP x 3/4" FIP)	**BV12**	(3/4" MIP x 3/4" FIP Ball Valve)
M	(1/2" FIP x 3/4" MIP)	**BV13**	(3/4" MIP x 3/4" FIP Ball Valve Angle)
N	(3/4" MIP x 3/4" MIP)	**BV14**	(3/4" FIP x 1/2" FIP Ball Valve)
O	(3/4" FIP x 3/4" FIP)	**BV15**	(3/4" FIP x 3/4" FIP Ball Valve)
P	(3/4" FIP x 3/4" MIP)	**BV16**	(3/4" FIP x 3/4" FIP Ball Valve Angle)
Q	(3/4" FIP x 1/2" MIP)		

For Optional Poly Retail Bag add "RF" to end of Part Number



FLEXTRON™ www.flextronusa.com

sales@everflowsupplies.com · 908-436-1100 · fax: 908-436-1162

Distributed by EVERFLOW™ Premier PVF & Specialty Products

SS12 SERIE **5/8” OD (1/2” ID)**

UltraSAFE™ Stainless Steel Gas Conectors

Patented Safety and Performance Technology for Enhanced Durability and Corrosion-Resistance

CERTIFIED DESIGN
For indoor and outdoor applications

STAMP OF APPROVAL
Identification and certification engraved on the nut

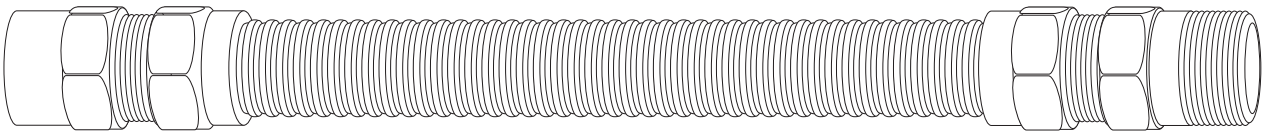

FULL LENGTH CORRUGATIONS
Increases tubing flexibility at critical junctions along the entire length

STRENGTH AND FLEXIBILITY
Superior quality and durability for ultimate safety

FLARED END ADAPTORS
Metal-to-metal seal ensures safe, leak-free performance

STAINLESS STEEL CONNECTORS WITH FITTINGS

FTGC-SS12 SERIES 5/8” OD 1/2” ID



ENDS	LENGTH							
	12”	18”	24”	30”	36”	48”	60”	72”
3/4” MIP X 3/4” MIP	FTGC-SS12-12N	FTGC-SS12-18N	FTGC-SS12-24N	FTGC-SS12-30N	FTGC-SS12-36N	FTGC-SS12-48N	FTGC-SS12-60N	FTGC-SS12-72N
1/2” MIP x 3/4” MIP	FTGC-SS12-12K	FTGC-SS12-18K	FTGC-SS12-24K	FTGC-SS12-30K	FTGC-SS12-36K	FTGC-SS12-48K	FTGC-SS12-60K	FTGC-SS12-72K
1/2” MIP x 1/2” MIP	FTGC-SS12-12A	FTGC-SS12-18A	FTGC-SS12-24A	FTGC-SS12-30A	FTGC-SS12-36A	FTGC-SS12-48A	FTGC-SS12-60A	FTGC-SS12-72A
3/4” FIP x 3/4” FIP	FTGC-SS12-12O	FTGC-SS12-18O	FTGC-SS12-24O	FTGC-SS12-30O	FTGC-SS12-36O	FTGC-SS12-48O	FTGC-SS12-60O	FTGC-SS12-72O
1/2” FIP x 3/4” FIP	FTGC-SS12-12L	FTGC-SS12-18L	FTGC-SS12-24L	FTGC-SS12-30L	FTGC-SS12-36L	FTGC-SS12-48L	FTGC-SS12-60L	FTGC-SS12-72L
1/2” FIP x 1/2” FIP	FTGC-SS12-12B	FTGC-SS12-18B	FTGC-SS12-24B	FTGC-SS12-30B	FTGC-SS12-36B	FTGC-SS12-48B	FTGC-SS12-60B	FTGC-SS12-72B
1/2” FIP x 1/2” MIP	FTGC-SS12-12C	FTGC-SS12-18C	FTGC-SS12-24C	FTGC-SS12-30C	FTGC-SS12-36C	FTGC-SS12-48C	FTGC-SS12-60C	FTGC-SS12-72C
3/4” FIP x 1/2” MIP	FTGC-SS12-12Q	FTGC-SS12-18Q	FTGC-SS12-24Q	FTGC-SS12-30Q	FTGC-SS12-36Q	FTGC-SS12-48Q	FTGC-SS12-60Q	FTGC-SS12-72Q
1/2” FIP x 3/4” MIP	FTGC-SS12-12M	FTGC-SS12-18M	FTGC-SS12-24M	FTGC-SS12-30M	FTGC-SS12-36M	FTGC-SS12-48M	FTGC-SS12-60M	FTGC-SS12-72M
3/4” FIP x 3/4” MIP	FTGC-SS12-12P	FTGC-SS12-18P	FTGC-SS12-24P	FTGC-SS12-30P	FTGC-SS12-36P	FTGC-SS12-48P	FTGC-SS12-60P	FTGC-SS12-72P
CARTON WT. LBS.	20	21.5	23	24.5	25.5	29.5	16.5	18
CARTON QTY.	25	25	25	25	25	25	12	12

FOR BULK PACKAGING USE ITEM NUMBER LISTED ABOVE, FOR POLY BAG PACKING ADD “RF” TO END PART NUMBER.

• IF YOUR REQUIREMENTS ARE NOT LISTED, PLEASE REQUEST A SPECIAL QUOTATION FROM SALES DEPARTMENT.

RANGE AND FURNACE | Gas Connectors

SS12 SERIES 5/8” OD (1/2” ID)

STAINLESS STEEL CONNECTORS WITH VALVES

FTGC-SS12 SERIES 5/8” OD 1/2” ID



ENDS	LENGTH							
	12”	18”	24”	30”	36”	48”	60”	72”
3/4” FIP x 1/2” FIP BV	FTGC-SS12-12BV14	FTGC-SS12-18BV14	FTGC-SS12-24BV14	FTGC-SS12-30BV14	FTGC-SS12-36BV14	FTGC-SS12-48BV14	FTGC-SS12-60BV14	FTGC-SS12-72BV14
1/2” FIP x 1/2” FIP BV	FTGC-SS12-12BV2	FTGC-SS12-18BV2	FTGC-SS12-24BV2	FTGC-SS12-30BV2	FTGC-SS12-36BV2	FTGC-SS12-48BV2	FTGC-SS12-60BV2	FTGC-SS12-72BV2
3/4” MIP x 1/2” FIP BV	FTGC-SS12-12BV11	FTGC-SS12-18BV11	FTGC-SS12-24BV11	FTGC-SS12-30BV11	FTGC-SS12-36BV11	FTGC-SS12-48BV11	FTGC-SS12-60BV11	FTGC-SS12-72BV11
1/2” MIP x 1/2” FIP BV	FTGC-SS12-12BV1	FTGC-SS12-18BV1	FTGC-SS12-24BV1	FTGC-SS12-30BV1	FTGC-SS12-36BV1	FTGC-SS12-48BV1	FTGC-SS12-60BV1	FTGC-SS12-72BV1
3/4” FIP x 3/4” FIP BV	FTGC-SS12-12BV15	FTGC-SS12-18BV15	FTGC-SS12-24BV15	FTGC-SS12-30BV15	FTGC-SS12-36BV15	FTGC-SS12-48BV15	FTGC-SS12-60BV15	FTGC-SS12-72BV15
1/2” FIP x 3/4” FIP BV	FTGC-SS12-12BV8	FTGC-SS12-18BV8	FTGC-SS12-24BV8	FTGC-SS12-30BV8	FTGC-SS12-36BV8	FTGC-SS12-48BV8	FTGC-SS12-60BV8	FTGC-SS12-72BV8
3/4” MIP x 3/4” FIP BV	FTGC-SS12-12BV12	FTGC-SS12-18BV12	FTGC-SS12-24BV12	FTGC-SS12-30BV12	FTGC-SS12-36BV12	FTGC-SS12-48BV12	FTGC-SS12-60BV12	FTGC-SS12-72BV12
1/2” MIP x 3/4” FIP BV	FTGC-SS12-12BV7	FTGC-SS12-18BV7	FTGC-SS12-24BV7	FTGC-SS12-30BV7	FTGC-SS12-36BV7	FTGC-SS12-48BV7	FTGC-SS12-60BV7	FTGC-SS12-72BV7
3/4” FIP x 3/4” FIP BV Angle	FTGC-SS12-12BV16	FTGC-SS12-18BV16	FTGC-SS12-24BV16	FTGC-SS12-30BV16	FTGC-SS12-36BV16	FTGC-SS12-48BV16	FTGC-SS12-60BV16	FTGC-SS12-72BV16
1/2” FIP x 3/4” FIP BV Angle	FTGC-SS12-12BV10	FTGC-SS12-18BV10	FTGC-SS12-24BV10	FTGC-SS12-30BV10	FTGC-SS12-36BV10	FTGC-SS12-48BV10	FTGC-SS12-60BV10	FTGC-SS12-72BV10
3/4” MIP x 3/4” FIP BV Angle	FTGC-SS12-12BV13	FTGC-SS12-18BV13	FTGC-SS12-24BV13	FTGC-SS12-30BV13	FTGC-SS12-36BV13	FTGC-SS12-48BV13	FTGC-SS12-60BV13	FTGC-SS12-72BV13
1/2” MIP x 3/4” FIP BV Angle	FTGC-SS12-12BV9	FTGC-SS12-18BV9	FTGC-SS12-24BV9	FTGC-SS12-30BV9	FTGC-SS12-36BV9	FTGC-SS12-48BV9	FTGC-SS12-60BV9	FTGC-SS12-72BV9
CARTON WT. LBS.	23.5	25	27	28	29.5	33	18	20
CARTON QTY.	25	25	25	25	25	25	12	12

NUT BY NUT CONNECTORS (NOT CSA DESIGN CERTIFIED)

FTGC-SS12 SERIES 5/8” OD 1/2” ID



ENDS	LENGTH							
	10”	16”	22”	28”	34”	46”	58”	70”
NUT BY NUT	FTGC-SS12-10	FTGC-SS12-16	FTGC-SS12-22	FTGC-SS12-28	FTGC-SS12-34	FTGC-SS12-46	FTGC-SS12-58	FTGC-SS12-70
CARTON WT. LBS.	7	9	10	10	14	17	10	11
CARTON QTY.	25	25	25	25	25	25	12	12

FOR BULK PACKAGING USE ITEM NUMBER LISTED ABOVE, FOR POLY BAG PACKING ADD “RF” TO END PART NUMBER.

• IF YOUR REQUIREMENTS ARE NOT LISTED, PLEASE REQUEST A SPECIAL QUOTATION FROM SALES DEPARTMENT.

SS38 SERIES 1/2” OD (3/8” ID)

STAINLESS STEEL CONNECTORS WITH FITTINGS



FTGC-SS38 SERIES 1/2” OD 3/8” ID

ENDS	LENGTH							
	12”	18”	24”	30”	36”	48”	60”	72”
3/8” MIP x 3/8” MIP	FTGC-SS38-12G	FTGC-SS38-18G	FTGC-SS38-24G	FTGC-SS38-30G	FTGC-SS38-36G	FTGC-SS38-48G	FTGC-SS38-60G	FTGC-SS38-72G
1/2” MIP x 1/2” MIP	FTGC-SS38-12A	FTGC-SS38-18A	FTGC-SS38-24A	FTGC-SS38-30A	FTGC-SS38-36A	FTGC-SS38-48A	FTGC-SS38-60A	FTGC-SS38-72A
1/2” MIP x 3/8” MIP	FTGC-SS38-12D	FTGC-SS38-18D	FTGC-SS38-24D	FTGC-SS38-30D	FTGC-SS38-36D	FTGC-SS38-48D	FTGC-SS38-60D	FTGC-SS38-72D
3/8” FIP x 3/8” FIP	FTGC-SS38-12H	FTGC-SS38-18H	FTGC-SS38-24H	FTGC-SS38-30H	FTGC-SS38-36H	FTGC-SS38-48H	FTGC-SS38-60H	FTGC-SS38-72H
1/2” FIP x 1/2” FIP	FTGC-SS38-12B	FTGC-SS38-18B	FTGC-SS38-24B	FTGC-SS38-30B	FTGC-SS38-36B	FTGC-SS38-48B	FTGC-SS38-60B	FTGC-SS38-72B
1/2” FIP x 3/8” FIP	FTGC-SS38-12E	FTGC-SS38-18E	FTGC-SS38-24E	FTGC-SS38-30E	FTGC-SS38-36E	FTGC-SS38-48E	FTGC-SS38-60E	FTGC-SS38-72E
3/8” FIP x 3/8” MIP	FTGC-SS38-12I	FTGC-SS38-18I	FTGC-SS38-24I	FTGC-SS38-30I	FTGC-SS38-36I	FTGC-SS38-48I	FTGC-SS38-60I	FTGC-SS38-72I
1/2” FIP x 3/8” MIP	FTGC-SS38-12F	FTGC-SS38-18F	FTGC-SS38-24F	FTGC-SS38-30F	FTGC-SS38-36F	FTGC-SS38-48F	FTGC-SS38-60F	FTGC-SS38-72F
3/8” FIP x 1/2” MIP	FTGC-SS38-12J	FTGC-SS38-18J	FTGC-SS38-24J	FTGC-SS38-30J	FTGC-SS38-36J	FTGC-SS38-48J	FTGC-SS38-60J	FTGC-SS38-72J
1/2” FIP x 1/2” MIP	FTGC-SS38-12C	FTGC-SS38-18C	FTGC-SS38-24C	FTGC-SS38-30C	FTGC-SS38-36C	FTGC-SS38-48C	FTGC-SS38-60C	FTGC-SS38-72C
CARTON WT. LBS.	14	15	18	18.7	22	23	14	16
CARTON QTY.	25	25	25	25	25	25	12	12

STAINLESS STEEL CONNECTORS WITH VALVES



FTGC-SS38 SERIES 1/2” OD 3/8” ID

ENDS	LENGTH							
	12”	18”	24”	30”	36”	48”	60”	72”
1/2” MIP x 1/2” FIP BV	FTGC-SS38-12BV1	FTGC-SS38-18BV1	FTGC-SS38-24BV1	FTGC-SS38-30BV1	FTGC-SS38-36BV1	FTGC-SS38-48BV1	FTGC-SS38-60BV1	FTGC-SS38-72BV1
3/8” MIP x 1/2” FIP BV	FTGC-SS38-12BV5	FTGC-SS38-18BV5	FTGC-SS38-24BV5	FTGC-SS38-30BV5	FTGC-SS38-36BV5	FTGC-SS38-48BV5	FTGC-SS38-60BV5	FTGC-SS38-72BV5
1/2” FIP x 1/2” FIP BV	FTGC-SS38-12BV2	FTGC-SS38-18BV2	FTGC-SS38-24BV2	FTGC-SS38-30BV2	FTGC-SS38-36BV2	FTGC-SS38-48BV2	FTGC-SS38-60BV2	FTGC-SS38-72BV2
3/8” FIP x 1/2” FIP BV	FTGC-SS38-12BV6	FTGC-SS38-18BV6	FTGC-SS38-24BV6	FTGC-SS38-30BV6	FTGC-SS38-36BV6	FTGC-SS38-48BV6	FTGC-SS38-60BV6	FTGC-SS38-72BV6
CARTON WT. LBS.	20	22	22.6	23.9	25.9	29.5	16.1	17.5
CARTON QTY.	25	25	25	25	25	25	12	12

NUT BY NUT CONNECTORS (NOT CSA DESIGN CERTIFIED)



FTGC-SS38 SERIES 1/2” OD 3/8” ID

ENDS	LENGTH							
	12”	18”	24”	30”	36”	48”	60”	72”
NUT BY NUT	FTGC-SS38-10	FTGC-SS38-16	FTGC-SS38-22	FTGC-SS38-28	FTGC-SS38-34	FTGC-SS38-46	FTGC-SS38-58	FTGC-SS38-70
CARTON WT. LBS.	5	6	8	9	11	14	8	9
CARTON QTY.	25	25	25	25	25	25	12	12

FOR BULK PACKAGING USE ITEM NUMBER LISTED ABOVE, FOR POLY BAG PACKING ADD “RF” TO END PART NUMBER.

• IF YOUR REQUIREMENTS ARE NOT LISTED, PLEASE REQUEST A SPECIAL QUOTATION FROM SALES DEPARTMENT.

LOG AND SPACE HEATER | Gas Connectors

SS14 SERIES 3/8” OD (1/4” ID)

STAINLESS STEEL CONNECTORS WITH FITTINGS



FTGC-SS14 SERIES 3/8” OD 1/4” ID

ENDS	LENGTH							
	12”	18”	24”	30”	36”	48”	60”	72”
1/2" MIP x 1/2" MIP	FTGC-SS14-12A	FTGC-SS14-18A	FTGC-SS14-24A	FTGC-SS14-30A	FTGC-SS14-36A	FTGC-SS14-48A	FTGC-SS14-60A	FTGC-SS14-72A
1/2" MIP x 3/8" MIP	FTGC-SS14-12D	FTGC-SS14-18D	FTGC-SS14-24D	FTGC-SS14-30D	FTGC-SS14-36D	FTGC-SS14-48D	FTGC-SS14-60D	FTGC-SS14-72D
3/8" MIP x 3/8" MIP	FTGC-SS14-12G	FTGC-SS14-18G	FTGC-SS14-24G	FTGC-SS14-30G	FTGC-SS14-36G	FTGC-SS14-48G	FTGC-SS14-60G	FTGC-SS14-72G
1/2" FIP x 1/2" FIP	FTGC-SS14-12B	FTGC-SS14-18B	FTGC-SS14-24B	FTGC-SS14-30B	FTGC-SS14-36B	FTGC-SS14-48B	FTGC-SS14-60B	FTGC-SS14-72B
1/2" FIP x 3/8" FIP	FTGC-SS14-12E	FTGC-SS14-18E	FTGC-SS14-24E	FTGC-SS14-30E	FTGC-SS14-36E	FTGC-SS14-48E	FTGC-SS14-60E	FTGC-SS14-72E
3/8" FIP x 3/8" FIP	FTGC-SS14-12H	FTGC-SS14-18H	FTGC-SS14-24H	FTGC-SS14-30H	FTGC-SS14-36H	FTGC-SS14-48H	FTGC-SS14-60H	FTGC-SS14-72H
3/8" FIP x 3/8" MIP	FTGC-SS14-12I	FTGC-SS14-18I	FTGC-SS14-24I	FTGC-SS14-30I	FTGC-SS14-36I	FTGC-SS14-48I	FTGC-SS14-60I	FTGC-SS14-72I
1/2" FIP x 3/8" MIP	FTGC-SS14-12F	FTGC-SS14-18F	FTGC-SS14-24F	FTGC-SS14-30F	FTGC-SS14-36F	FTGC-SS14-48F	FTGC-SS14-60F	FTGC-SS14-72F
3/8" FIP x 1/2" MIP	FTGC-SS14-12J	FTGC-SS14-18J	FTGC-SS14-24J	FTGC-SS14-30J	FTGC-SS14-36J	FTGC-SS14-48J	FTGC-SS14-60J	FTGC-SS14-72J
1/2" FIP x 1/2" MIP	FTGC-SS14-12C	FTGC-SS14-18C	FTGC-SS14-24C	FTGC-SS14-30C	FTGC-SS14-36C	FTGC-SS14-48C	FTGC-SS14-60C	FTGC-SS14-72C
CARTON WT. LBS.	13	14	15	17	18	20	11	12
CARTON QTY.	25	25	25	25	25	25	12	12

STAINLESS STEEL CONNECTORS WITH VALVES



FTGC-SS14 SERIES 3/8” OD 1/4” ID

ENDS	LENGTH							
	12”	18”	24”	30”	36”	48”	60”	72”
1/2" MIP x 1/2" FIP BV	FTGC-SS14-12BV1	FTGC-SS14-18BV1	FTGC-SS14-24BV1	FTGC-SS14-30BV1	FTGC-SS14-36BV1	FTGC-SS14-48BV1	FTGC-SS14-60BV1	FTGC-SS14-72BV1
3/8" MIP x 1/2" FIP BV	FTGC-SS14-12BV5	FTGC-SS14-18BV5	FTGC-SS14-24BV5	FTGC-SS14-30BV5	FTGC-SS14-36BV5	FTGC-SS14-48BV5	FTGC-SS14-60BV5	FTGC-SS14-72BV5
1/2" FIP x 1/2" FIP BV	FTGC-SS14-12BV2	FTGC-SS14-18BV2	FTGC-SS14-24BV2	FTGC-SS14-30BV2	FTGC-SS14-36BV2	FTGC-SS14-48BV2	FTGC-SS14-60BV2	FTGC-SS14-72BV2
3/8" FIP x 1/2" FIP BV	FTGC-SS14-12BV6	FTGC-SS14-18BV6	FTGC-SS14-24BV6	FTGC-SS14-30BV6	FTGC-SS14-36BV6	FTGC-SS14-48BV6	FTGC-SS14-60BV6	FTGC-SS14-72BV6
1/2" MIP x 1/2" FIP BV Angle	FTGC-SS14-12BV3	FTGC-SS14-18BV3	FTGC-SS14-24BV3	FTGC-SS14-30BV3	FTGC-SS14-36BV3	FTGC-SS14-48BV3	FTGC-SS14-60BV3	FTGC-SS14-72BV3
1/2" FIP x 1/2" FIP BV Angle	FTGC-SS14-12BV4	FTGC-SS14-18BV4	FTGC-SS14-24BV4	FTGC-SS14-30BV4	FTGC-SS14-36BV4	FTGC-SS14-48BV4	FTGC-SS14-60BV4	FTGC-SS14-72BV4
CARTON WT. LBS.	18	18.4	20	20.9	22.4	24	13.7	15
CARTON QTY.	25	25	25	25	25	25	12	12

NUT BY NUT CONNECTORS (NOT CSA DESIGN CERTIFIED)



FTGC-SS14 SERIES 3/8” OD 1/4” ID

ENDS	LENGTH							
	10”	16”	22”	28”	34”	46”	58”	70”
NUT BY NUT	FTGC-SS14-10	NUT BY NUT16	FTGC-SS14-1022	NUT BY NUT1628	FTGC-SS14-102234	NUT BY NUT162846	FTGC-SS14-10223458	NUT BY NUT16284670
CARTON WT. LBS.	4	5	6	7	8	10	6	7
CARTON QTY.	25	25	25	25	25	25	12	12

FOR BULK PACKAGING USE ITEM NUMBER LISTED ABOVE, FOR POLY BAG PACKING ADD “RF” TO END PART NUMBER.

• IF YOUR REQUIREMENTS ARE NOT LISTED, PLEASE REQUEST A SPECIAL QUOTATION FROM SALES DEPARTMENT.

FLEXTRON™
www.flextronusa.com
sales@everflowsupplies.com · 908-436-1100 · fax: 908-436-1162
Distributed by EVERFLOW™
Premier PVF & Specialty Products

YC12 SERIES 5/8” OD (1/2” ID)

COATED STAINLESS STEEL GAS CONNECTORS

- **FLEXSHIELD**™ Epoxy coating provides extra corrosion protection from accidental contact with common household chemicals.
- Complete coverage provides protection along the entire length of the connector.
- Available in yellow and black, distinct for gas line identification.
- Same flow capacity as uncoated connector.

YELLOW COATED CONNECTORS WITH FITTINGS



FTGC-YC12 SERIES 5/8” OD 1/2” ID

ENDS	LENGTH							
	12”	18”	24”	30”	36”	48”	60”	72”
3/4” MIP X 3/4” MIP	FTGC-YC12-12N	FTGC-YC12-18N	FTGC-YC12-24N	FTGC-YC12-30N	FTGC-YC12-36N	FTGC-YC12-48N	FTGC-YC12-60N	FTGC-YC12-72N
1/2” MIP x 3/4” MIP	FTGC-YC12-12K	FTGC-YC12-18K	FTGC-YC12-24K	FTGC-YC12-30K	FTGC-YC12-36K	FTGC-YC12-48K	FTGC-YC12-60K	FTGC-YC12-72K
1/2” MIP x 1/2” MIP	FTGC-YC12-12A	FTGC-YC12-18A	FTGC-YC12-24A	FTGC-YC12-30A	FTGC-YC12-36A	FTGC-YC12-48A	FTGC-YC12-60A	FTGC-YC12-72A
3/4” FIP x 3/4” FIP	FTGC-YC12-12O	FTGC-YC12-18O	FTGC-YC12-24O	FTGC-YC12-30O	FTGC-YC12-36O	FTGC-YC12-48O	FTGC-YC12-60O	FTGC-YC12-72O
1/2” FIP x 3/4” FIP	FTGC-YC12-12L	FTGC-YC12-18L	FTGC-YC12-24L	FTGC-YC12-30L	FTGC-YC12-36L	FTGC-YC12-48L	FTGC-YC12-60L	FTGC-YC12-72L
1/2” FIP x 1/2” FIP	FTGC-YC12-12B	FTGC-YC12-18B	FTGC-YC12-24B	FTGC-YC12-30B	FTGC-YC12-36B	FTGC-YC12-48B	FTGC-YC12-60B	FTGC-YC12-72B
1/2” FIP x 1/2” MIP	FTGC-YC12-12C	FTGC-YC12-18C	FTGC-YC12-24C	FTGC-YC12-30C	FTGC-YC12-36C	FTGC-YC12-48C	FTGC-YC12-60C	FTGC-YC12-72C
3/4” FIP x 1/2” MIP	FTGC-YC12-12Q	FTGC-YC12-18Q	FTGC-YC12-24Q	FTGC-YC12-30Q	FTGC-YC12-36Q	FTGC-YC12-48Q	FTGC-YC12-60Q	FTGC-YC12-72Q
1/2” FIP x 3/4” MIP	FTGC-YC12-12M	FTGC-YC12-18M	FTGC-YC12-24M	FTGC-YC12-30M	FTGC-YC12-36M	FTGC-YC12-48M	FTGC-YC12-60M	FTGC-YC12-72M
3/4” FIP x 3/4” MIP	FTGC-YC12-12P	FTGC-YC12-18P	FTGC-YC12-24P	FTGC-YC12-30P	FTGC-YC12-36P	FTGC-YC12-48P	FTGC-YC12-60P	FTGC-YC12-72P
CARTON WT. LBS.	20	21.5	23	24.5	25.5	29.5	16.5	18
CARTON QTY.	25	25	25	25	25	25	12	12

FOR BULK PACKAGING USE ITEM NUMBER LISTED ABOVE, FOR POLY BAG PACKING ADD “RF” TO END PART NUMBER.

• IF YOUR REQUIREMENTS ARE NOT LISTED, PLEASE REQUEST A SPECIAL QUOTATION FROM SALES DEPARTMENT.

RANGE AND FURNACE | Gas Connectors- Yellow Coated

YC12 SERIES 5/8” OD (1/2” ID)

YELLOW COATED CONNECTORS WITH VALVES

FTGC-YC12 SERIES 5/8” OD 1/2” ID



ENDS	LENGTH							
	12”	18”	24”	30”	36”	48”	60”	72”
3/4” FIP x 1/2” FIP BV	FTGC-YC12-12BV14	FTGC-YC12-18BV14	FTGC-YC12-24BV14	FTGC-YC12-30BV14	FTGC-YC12-36BV14	FTGC-YC12-48BV14	FTGC-YC12-60BV14	FTGC-YC12-72BV14
1/2” FIP x 1/2” FIP BV	FTGC-YC12-12BV2	FTGC-YC12-18BV2	FTGC-YC12-24BV2	FTGC-YC12-30BV2	FTGC-YC12-36BV2	FTGC-YC12-48BV2	FTGC-YC12-60BV2	FTGC-YC12-72BV2
3/4” MIP x 1/2” FIP BV	FTGC-YC12-12BV11	FTGC-YC12-18BV11	FTGC-YC12-24BV11	FTGC-YC12-30BV11	FTGC-YC12-36BV11	FTGC-YC12-48BV11	FTGC-YC12-60BV11	FTGC-YC12-72BV11
1/2” MIP x 1/2” FIP BV	FTGC-YC12-12BV1	FTGC-YC12-18BV1	FTGC-YC12-24BV1	FTGC-YC12-30BV1	FTGC-YC12-36BV1	FTGC-YC12-48BV1	FTGC-YC12-60BV1	FTGC-YC12-72BV1
3/4” FIP x 3/4” FIP BV	FTGC-YC12-12BV15	FTGC-YC12-18BV15	FTGC-YC12-24BV15	FTGC-YC12-30BV15	FTGC-YC12-36BV15	FTGC-YC12-48BV15	FTGC-YC12-60BV15	FTGC-YC12-72BV15
1/2” FIP x 3/4” FIP BV	FTGC-YC12-12BV8	FTGC-YC12-18BV8	FTGC-YC12-24BV8	FTGC-YC12-30BV8	FTGC-YC12-36BV8	FTGC-YC12-48BV8	FTGC-YC12-60BV8	FTGC-YC12-72BV8
3/4” MIP x 3/4” FIP BV	FTGC-YC12-12BV12	FTGC-YC12-18BV12	FTGC-YC12-24BV12	FTGC-YC12-30BV12	FTGC-YC12-36BV12	FTGC-YC12-48BV12	FTGC-YC12-60BV12	FTGC-YC12-72BV12
1/2” MIP x 3/4” FIP BV	FTGC-YC12-12BV7	FTGC-YC12-18BV7	FTGC-YC12-24BV7	FTGC-YC12-30BV7	FTGC-YC12-36BV7	FTGC-YC12-48BV7	FTGC-YC12-60BV7	FTGC-YC12-72BV7
3/4” FIP x 3/4” FIP BV	FTGC-YC12-12BV16	FTGC-YC12-18BV16	FTGC-YC12-24BV16	FTGC-YC12-30BV16	FTGC-YC12-36BV16	FTGC-YC12-48BV16	FTGC-YC12-60BV16	FTGC-YC12-72BV16
1/2” FIP x 3/4” FIP BV	FTGC-YC12-12BV10	FTGC-YC12-18BV10	FTGC-YC12-24BV10	FTGC-YC12-30BV10	FTGC-YC12-36BV10	FTGC-YC12-48BV10	FTGC-YC12-60BV10	FTGC-YC12-72BV10
3/4” MIP x 3/4” FIP BV	FTGC-YC12-12BV13	FTGC-YC12-18BV13	FTGC-YC12-24BV13	FTGC-YC12-30BV13	FTGC-YC12-36BV13	FTGC-YC12-48BV13	FTGC-YC12-60BV13	FTGC-YC12-72BV13
1/2” MIP x 3/4” FIP BV	FTGC-YC12-12BV9	FTGC-YC12-18BV9	FTGC-YC12-24BV9	FTGC-YC12-30BV9	FTGC-YC12-36BV9	FTGC-YC12-48BV9	FTGC-YC12-60BV9	FTGC-YC12-72BV9
CARTON WT. LBS.	23.5	25	27	28	30	33	18	20
CARTON QTY.	25	25	25	25	25	25	12	12

NUT BY NUT YELLOW COATED CONNECTORS (NOT CSA DESIGN CERTIFIED)

FTGC-YC12 SERIES 5/8” OD 1/2” ID



ENDS	LENGTH							
	10”	16”	22”	28”	34”	46”	58”	70”
NUT BY NUT	FTGC-YC12-10	FTGC-YC12-16	FTGC-YC12-22	FTGC-YC12-28	FTGC-YC12-34	FTGC-YC12-46	FTGC-YC12-58	FTGC-YC12-70
CARTON WT. LBS.	10	11	12	15	16	20	12	13
CARTON QTY.	25	25	25	25	25	25	12	12

FOR BULK PACKAGING USE ITEM NUMBER LISTED ABOVE, FOR POLY BAG PACKING ADD “RF” TO END PART NUMBER.

• IF YOUR REQUIREMENTS ARE NOT LISTED, PLEASE REQUEST A SPECIAL QUOTATION FROM SALES DEPARTMENT.

DRYER AND WATER HEATER | Gas Connectors- Yellow Coated

YC38 SERIES 1/2” OD (3/8” ID)

YELLOW COATED CONNECTORS WITH FITTINGS

FTGC-YC38 SERIES 1/2” OD 3/8” ID



ENDS	LENGTH							
	12”	18”	24”	30”	36”	48”	60”	72”
3/8” MIP x 3/8” MIP	FTGC-YC38-12G	FTGC-YC38-18G	FTGC-YC38-24G	FTGC-YC38-30G	FTGC-YC38-36G	FTGC-YC38-48G	FTGC-YC38-60G	FTGC-YC38-72G
1/2” MIP x 1/2” MIP	FTGC-YC38-12A	FTGC-YC38-18A	FTGC-YC38-24A	FTGC-YC38-30A	FTGC-YC38-36A	FTGC-YC38-48A	FTGC-YC38-60A	FTGC-YC38-72A
1/2” MIP x 3/8” MIP	FTGC-YC38-12D	FTGC-YC38-18D	FTGC-YC38-24D	FTGC-YC38-30D	FTGC-YC38-36D	FTGC-YC38-48D	FTGC-YC38-60D	FTGC-YC38-72D
3/8” FIP x 3/8” FIP	FTGC-YC38-12H	FTGC-YC38-18H	FTGC-YC38-24H	FTGC-YC38-30H	FTGC-YC38-36H	FTGC-YC38-48H	FTGC-YC38-60H	FTGC-YC38-72H
1/2” FIP x 1/2” FIP	FTGC-YC38-12B	FTGC-YC38-18B	FTGC-YC38-24B	FTGC-YC38-30B	FTGC-YC38-36B	FTGC-YC38-48B	FTGC-YC38-60B	FTGC-YC38-72B
1/2” FIP x 3/8” FIP	FTGC-YC38-12E	FTGC-YC38-18E	FTGC-YC38-24E	FTGC-YC38-30E	FTGC-YC38-36E	FTGC-YC38-48E	FTGC-YC38-60E	FTGC-YC38-72E
3/8” FIP x 3/8” MIP	FTGC-YC38-12I	FTGC-YC38-18I	FTGC-YC38-24I	FTGC-YC38-30I	FTGC-YC38-36I	FTGC-YC38-48I	FTGC-YC38-60I	FTGC-YC38-72I
1/2” FIP x 3/8” MIP	FTGC-YC38-12F	FTGC-YC38-18F	FTGC-YC38-24F	FTGC-YC38-30F	FTGC-YC38-36F	FTGC-YC38-48F	FTGC-YC38-60F	FTGC-YC38-72F
3/8” FIP x 1/2” MIP	FTGC-YC38-12J	FTGC-YC38-18J	FTGC-YC38-24J	FTGC-YC38-30J	FTGC-YC38-36J	FTGC-YC38-48J	FTGC-YC38-60J	FTGC-YC38-72J
1/2” FIP x 1/2” MIP	FTGC-YC38-12C	FTGC-YC38-18C	FTGC-YC38-24C	FTGC-YC38-30C	FTGC-YC38-36C	FTGC-YC38-48C	FTGC-YC38-60C	FTGC-YC38-72C
CARTON WT. LBS.	14	15	18	18.7	22	23	14	15.5
CARTON QTY.	25	25	25	25	25	25	12	12

YELLOW COATED CONNECTORS WITH VALVES

FTGC-YC38 SERIES 1/2” OD 3/8” ID



ENDS	LENGTH							
	12”	18”	24”	30”	36”	48”	60”	72”
1/2” MIP x 1/2” FIP BV	FTGC-YC38-12BV1	FTGC-YC38-18BV1	FTGC-YC38-24BV1	FTGC-YC38-30BV1	FTGC-YC38-36BV1	FTGC-YC38-48BV1	FTGC-YC38-60”BV1	FTGC-YC38-72”BV1
3/8” MIP x 1/2” FIP BV	FTGC-YC38-12BV5	FTGC-YC38-18BV5	FTGC-YC38-24BV5	FTGC-YC38-30BV5	FTGC-YC38-36BV5	FTGC-YC38-48BV5	FTGC-YC38-60”BV5	FTGC-YC38-72”BV5
1/2” FIP x 1/2” FIP BV	FTGC-YC38-12BV2	FTGC-YC38-18BV2	FTGC-YC38-24BV2	FTGC-YC38-30BV2	FTGC-YC38-36BV2	FTGC-YC38-48BV2	FTGC-YC38-60”BV2	FTGC-YC38-72”BV2
3/8” FIP x 1/2” FIP BV	FTGC-YC38-12BV6	FTGC-YC38-18BV6	FTGC-YC38-24BV6	FTGC-YC38-30BV6	FTGC-YC38-36BV6	FTGC-YC38-48BV6	FTGC-YC38-60”BV6	FTGC-YC38-72”BV6
CARTON WT. LBS.	20	22	22.6	23.9	25.9	29.5	16.1	17.5
CARTON QTY.	25	25	25	25	25	25	12	12

NUT BY NUT YELLOW COATED CONNECTORS (NOT CSA DESIGN CERTIFIED)

FTGC-YC38 SERIES 1/2” OD 3/8” ID



ENDS	LENGTH							
	10”	16”	22”	28”	34”	46”	58”	70”
NUT BY NUT	FTGC-YC38-10	FTGC-YC38-16	FTGC-YC38-22	FTGC-YC38-28	FTGC-YC38-34	FTGC-YC38-46	FTGC-YC38-58	FTGC-YC38-70
CARTON WT. LBS.	5	6	8	9	11	14	8	9
CARTON QTY.	25	25	25	25	25	25	12	12

FOR BULK PACKAGING USE ITEM NUMBER LISTED ABOVE, FOR POLY BAG PACKING ADD “RF” TO END PART NUMBER.

• IF YOUR REQUIREMENTS ARE NOT LISTED, PLEASE REQUEST A SPECIAL QUOTATION FROM SALES DEPARTMENT.

LOG AND SPACE HEATER | Gas Connectors- Yellow Coated

YC14 SERIES 3/8” OD (1/4” ID)

YELLOW COATED CONNECTORS WITH FITTINGS

FTGC-YC14 SERIES 3/8” OD 1/4” ID



ENDS	LENGTH							
	12”	18”	24”	30”	36”	48”	60”	72”
1/2" MIP x 1/2" MIP	FTGC-YC14-12A	FTGC-YC14-18A	FTGC-YC14-24A	FTGC-YC14-30A	FTGC-YC14-36A	FTGC-YC14-48A	FTGC-YC14-60A	FTGC-YC14-72A
1/2" MIP x 3/8" MIP	FTGC-YC14-12D	FTGC-YC14-18D	FTGC-YC14-24D	FTGC-YC14-30D	FTGC-YC14-36D	FTGC-YC14-48D	FTGC-YC14-60D	FTGC-YC14-72D
3/8" MIP x 3/8" MIP	FTGC-YC14-12G	FTGC-YC14-18G	FTGC-YC14-24G	FTGC-YC14-30G	FTGC-YC14-36G	FTGC-YC14-48G	FTGC-YC14-60G	FTGC-YC14-72G
1/2" FIP x 1/2" FIP	FTGC-YC14-12B	FTGC-YC14-18B	FTGC-YC14-24B	FTGC-YC14-30B	FTGC-YC14-36B	FTGC-YC14-48B	FTGC-YC14-60B	FTGC-YC14-72B
1/2" FIP x 3/8" FIP	FTGC-YC14-12E	FTGC-YC14-18E	FTGC-YC14-24E	FTGC-YC14-30E	FTGC-YC14-36E	FTGC-YC14-48E	FTGC-YC14-60E	FTGC-YC14-72E
3/8" FIP x 3/8" FIP	FTGC-YC14-12H	FTGC-YC14-18H	FTGC-YC14-24H	FTGC-YC14-30H	FTGC-YC14-36H	FTGC-YC14-48H	FTGC-YC14-60H	FTGC-YC14-72H
3/8" FIP x 3/8" MIP	FTGC-YC14-12I	FTGC-YC14-18I	FTGC-YC14-24I	FTGC-YC14-30I	FTGC-YC14-36I	FTGC-YC14-48I	FTGC-YC14-60I	FTGC-YC14-72I
1/2" FIP x 3/8" MIP	FTGC-YC14-12F	FTGC-YC14-18F	FTGC-YC14-24F	FTGC-YC14-30F	FTGC-YC14-36F	FTGC-YC14-48F	FTGC-YC14-60F	FTGC-YC14-72F
3/8" FIP x 1/2" MIP	FTGC-YC14-12J	FTGC-YC14-18J	FTGC-YC14-24J	FTGC-YC14-30J	FTGC-YC14-36J	FTGC-YC14-48J	FTGC-YC14-60J	FTGC-YC14-72J
1/2" FIP x 1/2" MIP	FTGC-YC14-12C	FTGC-YC14-18C	FTGC-YC14-24C	FTGC-YC14-30C	FTGC-YC14-36C	FTGC-YC14-48C	FTGC-YC14-60C	FTGC-YC14-72C
CARTON WT. LBS.	13.5	14.5	15.5	17	18.5	19.5	11.5	12.5
CARTON QTY.	25	25	25	25	25	25	12	12

YELLOW COATED CONNECTORS WITH VALVES

FTGC-YC14 SERIES 3/8” OD 1/4” ID



ENDS	LENGTH							
	12”	18”	24”	30”	36”	48”	60”	72”
1/2" MIP x 1/2" FIP BV	FTGC-YC14-12BV1	FTGC-YC14-18BV1	FTGC-YC14-24BV1	FTGC-YC14-30BV1	FTGC-YC14-36BV1	FTGC-YC14-48BV1	FTGC-YC14-60BV1	FTGC-YC14-72BV1
3/8" MIP x 1/2" FIP BV	FTGC-YC14-12BV5	FTGC-YC14-18BV5	FTGC-YC14-24BV5	FTGC-YC14-30BV5	FTGC-YC14-36BV5	FTGC-YC14-48BV5	FTGC-YC14-60BV5	FTGC-YC14-72BV5
1/2" FIP x 1/2" FIP BV	FTGC-YC14-12BV2	FTGC-YC14-18BV2	FTGC-YC14-24BV2	FTGC-YC14-30BV2	FTGC-YC14-36BV2	FTGC-YC14-48BV2	FTGC-YC14-60BV2	FTGC-YC14-72BV2
3/8" FIP x 1/2" FIP BV	FTGC-YC14-12BV6	FTGC-YC14-18BV6	FTGC-YC14-24BV6	FTGC-YC14-30BV6	FTGC-YC14-36BV6	FTGC-YC14-48BV6	FTGC-YC14-60BV6	FTGC-YC14-72BV6
1/2" MIP x 1/2" FIP BV Angle	FTGC-YC14-12BV3	FTGC-YC14-18BV3	FTGC-YC14-24BV3	FTGC-YC14-30BV3	FTGC-YC14-36BV3	FTGC-YC14-48BV3	FTGC-YC14-60BV3	FTGC-YC14-72BV3
1/2" FIP x 1/2" FIP	FTGC-YC14-12BV4	FTGC-YC14-18BV4	FTGC-YC14-24BV4	FTGC-YC14-30BV4	FTGC-YC14-36BV4	FTGC-YC14-48BV4	FTGC-YC14-60BV4	FTGC-YC14-72BV4
CARTON WT. LBS.	18	18.4	20	20.9	22.4	24	13.7	15
CARTON QTY.	25	25	25	25	25	25	12	12

NUT BY NUT YELLOW COATED CONNECTORS (NOT CSA DESIGN CERTIFIED)

FTGC-YC14 SERIES 3/8” OD 1/4” ID



ENDS	LENGTH							
	10”	16”	22”	28”	34”	46”	58”	70”
NUT BY NUT	FTGC-YC14-10	FTGC-YC14-16	FTGC-YC14-22	FTGC-YC14-28	FTGC-YC14-34	FTGC-YC14-46	FTGC-YC14-58	FTGC-YC14-70
CARTON WT. LBS.	4	5	6	7	8	10	6	7
CARTON QTY.	25	25	25	25	25	25	12	12

FOR BULK PACKAGING USE ITEM NUMBER LISTED ABOVE, FOR POLY BAG PACKING ADD “RF” TO END PART NUMBER.

• IF YOUR REQUIREMENTS ARE NOT LISTED, PLEASE REQUEST A SPECIAL QUOTATION FROM SALES DEPARTMENT.

BC38 SERIES 1/2” OD (3/8” ID)

BLACK COATED CONNECTORS WITH FITTINGS

FTGC-BC38 SERIES 1/2” OD 3/8” ID



ENDS	LENGTH							
	12”	18”	24”	30”	36”	48”	60”	72”
3/8" MIP x 3/8" MIP	FTGC-BC38-12G	FTGC-BC38-18G	FTGC-BC38-24G	FTGC-BC38-30G	FTGC-BC38-36G	FTGC-BC38-48G	FTGC-BC38-60G	FTGC-BC38-72G
1/2" MIP x 1/2" MIP	FTGC-BC38-12A	FTGC-BC38-18A	FTGC-BC38-24A	FTGC-BC38-30A	FTGC-BC38-36A	FTGC-BC38-48A	FTGC-BC38-60A	FTGC-BC38-72A
1/2" MIP x 3/8" MIP	FTGC-BC38-12D	FTGC-BC38-18D	FTGC-BC38-24D	FTGC-BC38-30D	FTGC-BC38-36D	FTGC-BC38-48D	FTGC-BC38-60D	FTGC-BC38-72D
3/8" FIP x 3/8" FIP	FTGC-BC38-12H	FTGC-BC38-18H	FTGC-BC38-24H	FTGC-BC38-30H	FTGC-BC38-36H	FTGC-BC38-48H	FTGC-BC38-60H	FTGC-BC38-72H
1/2" FIP x 1/2" FIP	FTGC-BC38-12B	FTGC-BC38-18B	FTGC-BC38-24B	FTGC-BC38-30B	FTGC-BC38-36B	FTGC-BC38-48B	FTGC-BC38-60B	FTGC-BC38-72B
1/2" FIP x 3/8" FIP	FTGC-BC38-12E	FTGC-BC38-18E	FTGC-BC38-24E	FTGC-BC38-30E	FTGC-BC38-36E	FTGC-BC38-48E	FTGC-BC38-60E	FTGC-BC38-72E
3/8" FIP x 3/8" MIP	FTGC-BC38-12I	FTGC-BC38-18I	FTGC-BC38-24I	FTGC-BC38-30I	FTGC-BC38-36I	FTGC-BC38-48I	FTGC-BC38-60I	FTGC-BC38-72I
1/2" FIP x 3/8" MIP	FTGC-BC38-12F	FTGC-BC38-18F	FTGC-BC38-24F	FTGC-BC38-30F	FTGC-BC38-36F	FTGC-BC38-48F	FTGC-BC38-60F	FTGC-BC38-72F
3/8" FIP x 1/2" MIP	FTGC-BC38-12J	FTGC-BC38-18J	FTGC-BC38-24J	FTGC-BC38-30J	FTGC-BC38-36J	FTGC-BC38-48J	FTGC-BC38-60J	FTGC-BC38-72J
1/2" FIP x 1/2" MIP	FTGC-BC38-12C	FTGC-BC38-18C	FTGC-BC38-24C	FTGC-BC38-30C	FTGC-BC38-36C	FTGC-BC38-48C	FTGC-BC38-60C	FTGC-BC38-72C
CARTON WT. LBS.	14	15	18	18.7	22	23	14	15.5
CARTON QTY.	25	25	25	25	25	25	12	12

BLACK COATED CONNECTORS WITH VALVES

FTGC-BC38 SERIES 1/2” OD 3/8” ID



ENDS	LENGTH							
	12”	18”	24”	30”	36”	48”	60”	72”
1/2" MIP x 1/2" FIP BV	FTGC-BC38-12BV1	FTGC-BC38-18BV1	FTGC-BC38-24BV1	FTGC-BC38-30BV1	FTGC-BC38-36BV1	FTGC-BC38-48BV1	FTGC-BC38-60BV1	FTGC-BC38-72BV1
3/8" MIP x 1/2" FIP BV	FTGC-BC38-12BV5	FTGC-BC38-18BV5	FTGC-BC38-24BV5	FTGC-BC38-30BV5	FTGC-BC38-36BV5	FTGC-BC38-48BV5	FTGC-BC38-60BV5	FTGC-BC38-72BV5
1/2" FIP x 1/2" FIP BV	FTGC-BC38-12BV2	FTGC-BC38-18BV2	FTGC-BC38-24BV2	FTGC-BC38-30BV2	FTGC-BC38-36BV2	FTGC-BC38-48BV2	FTGC-BC38-60BV2	FTGC-BC38-72BV2
3/8" FIP x 1/2" FIP BV	FTGC-BC38-12BV6	FTGC-BC38-18BV6	FTGC-BC38-24BV6	FTGC-BC38-30BV6	FTGC-BC38-36BV6	FTGC-BC38-48BV6	FTGC-BC38-60BV6	FTGC-BC38-72BV6
CARTON WT. LBS.	20	22	22.6	23.9	25.9	29.5	16.1	17.5
CARTON QTY.	25	25	25	25	25	25	12	12

NUT BY NUT BLACK COATED CONNECTORS (NOT CSA DESIGN CERTIFIED)

FTGC-BC38 SERIES 1/2” OD 3/8” ID



ENDS	LENGTH							
	10”	16”	22”	28”	34”	46”	58”	70”
NUT BY NUT	FTGC-BC38-10	FTGC-BC38-16	FTGC-BC38-22	FTGC-BC38-28	FTGC-BC38-34	FTGC-BC38-46	FTGC-BC38-58	FTGC-BC38-70
CARTON WT. LBS.	5	6	8	9	11	14	8	9
CARTON QTY.	25	25	25	25	25	25	12	12

FOR BULK PACKAGING USE ITEM NUMBER LISTED ABOVE, FOR POLY BAG PACKING ADD “RF” TO END PART NUMBER.

• IF YOUR REQUIREMENTS ARE NOT LISTED, PLEASE REQUEST A SPECIAL QUOTATION FROM SALES DEPARTMENT.

GAS LOG & SPACE HEATER | Gas Connectors- Black Coated

BC14 SERIES 3/8” OD (1/4” ID)

BLACK COATED CONNECTORS WITH FITTINGS

FTGC-BC14 SERIES 3/8” OD 1/4” ID



ENDS	LENGTH							
	12”	18”	24”	30”	36”	48”	60”	72”
1/2" MIP x 1/2" MIP	FTGC-BC14-12A	FTGC-BC14-18A	FTGC-BC14-24A	FTGC-BC14-30A	FTGC-BC14-36A	FTGC-BC14-48A	FTGC-BC14-60A	FTGC-BC14-72A
1/2" MIP x 3/8" MIP	FTGC-BC14-12D	FTGC-BC14-18D	FTGC-BC14-24D	FTGC-BC14-30D	FTGC-BC14-36D	FTGC-BC14-48D	FTGC-BC14-60D	FTGC-BC14-72D
3/8" MIP x 3/8" MIP	FTGC-BC14-12G	FTGC-BC14-18G	FTGC-BC14-24G	FTGC-BC14-30G	FTGC-BC14-36G	FTGC-BC14-48G	FTGC-BC14-60G	FTGC-BC14-72G
1/2" FIP x 1/2" FIP	FTGC-BC14-12B	FTGC-BC14-18B	FTGC-BC14-24B	FTGC-BC14-30B	FTGC-BC14-36B	FTGC-BC14-48B	FTGC-BC14-60B	FTGC-BC14-72B
1/2" FIP x 3/8" FIP	FTGC-BC14-12E	FTGC-BC14-18E	FTGC-BC14-24E	FTGC-BC14-30E	FTGC-BC14-36E	FTGC-BC14-48E	FTGC-BC14-60E	FTGC-BC14-72E
3/8" FIP x 3/8" FIP	FTGC-BC14-12H	FTGC-BC14-18H	FTGC-BC14-24H	FTGC-BC14-30H	FTGC-BC14-36H	FTGC-BC14-48H	FTGC-BC14-60H	FTGC-BC14-72H
3/8" FIP x 3/8" MIP	FTGC-BC14-12I	FTGC-BC14-18I	FTGC-BC14-24I	FTGC-BC14-30I	FTGC-BC14-36I	FTGC-BC14-48I	FTGC-BC14-60I	FTGC-BC14-72I
1/2" FIP x 3/8" MIP	FTGC-BC14-12F	FTGC-BC14-18F	FTGC-BC14-24F	FTGC-BC14-30F	FTGC-BC14-36F	FTGC-BC14-48F	FTGC-BC14-60F	FTGC-BC14-72F
3/8" FIP x 1/2" MIP	FTGC-BC14-12J	FTGC-BC14-18J	FTGC-BC14-24J	FTGC-BC14-30J	FTGC-BC14-36J	FTGC-BC14-48J	FTGC-BC14-60J	FTGC-BC14-72J
1/2" FIP x 1/2" MIP	FTGC-BC14-12C	FTGC-BC14-18C	FTGC-BC14-24C	FTGC-BC14-30C	FTGC-BC14-36C	FTGC-BC14-48C	FTGC-BC14-60C	FTGC-BC14-72C
CARTON WT. LBS.	13.5	14.5	15.5	17	18.5	19.5	11.5	12.5
CARTON QTY.	25	25	25	25	25	25	12	12

BLACK COATED CONNECTORS WITH VALVES

FTGC-BC14 SERIES 3/8” OD 1/4” ID



ENDS	LENGTH							
	12”	18”	24”	30”	36”	48”	60”	72”
1/2" MIP x 1/2" FIP BV	FTGC-BC14-12BV1	FTGC-BC14-18BV1	FTGC-BC14-24BV1	FTGC-BC14-30BV1	FTGC-BC14-36BV1	FTGC-BC14-48BV1	FTGC-BC14-60BV1	FTGC-BC14-72BV1
3/8" MIP x 1/2" FIP BV	FTGC-BC14-12BV5	FTGC-BC14-18BV5	FTGC-BC14-24BV5	FTGC-BC14-30BV5	FTGC-BC14-36BV5	FTGC-BC14-48BV5	FTGC-BC14-60BV5	FTGC-BC14-72BV5
1/2" FIP x 1/2" FIP BV	FTGC-BC14-12BV2	FTGC-BC14-18BV2	FTGC-BC14-24BV2	FTGC-BC14-30BV2	FTGC-BC14-36BV2	FTGC-BC14-48BV2	FTGC-BC14-60BV2	FTGC-BC14-72BV2
3/8" FIP x 1/2" FIP BV	FTGC-BC14-12BV6	FTGC-BC14-18BV6	FTGC-BC14-24BV6	FTGC-BC14-30BV6	FTGC-BC14-36BV6	FTGC-BC14-48BV6	FTGC-BC14-60BV6	FTGC-BC14-72BV6
1/2" MIP x 1/2" FIP BV Angle	FTGC-BC14-12BV3	FTGC-BC14-18BV3	FTGC-BC14-24BV3	FTGC-BC14-30BV3	FTGC-BC14-36BV3	FTGC-BC14-48BV3	FTGC-BC14-60BV3	FTGC-BC14-72BV3
1/2" FIP x 1/2" FIP BV Angle	FTGC-BC14-12BV4	FTGC-BC14-18BV4	FTGC-BC14-24BV4	FTGC-BC14-30BV4	FTGC-BC14-36BV4	FTGC-BC14-48BV4	FTGC-BC14-60BV4	FTGC-BC14-72BV4
CARTON WT. LBS.	18	18.4	20	20.9	22.4	24	13.7	15
CARTON QTY.	25	25	25	25	25	25	12	12

NUT BY NUT BLACK COATED CONNECTORS (NOT CSA DESIGN CERTIFIED)

FTGC-BC14 SERIES 3/8” OD 1/4” ID



ENDS	LENGTH							
	10”	16”	22”	28”	34”	46”	58”	70”
NUT BY NUT	FTGC-BC14-10	FTGC-BC14-16	FTGC-BC14-22	FTGC-BC14-28	FTGC-BC14-34	FTGC-BC14-46	FTGC-BC14-58	FTGC-BC14-70
CARTON WT. LBS.	4	5	6	7	8	10	6	7
CARTON QTY.	25	25	25	25	25	25	12	12

FOR BULK PACKAGING USE ITEM NUMBER LISTED ABOVE, FOR POLY BAG PACKING ADD “RF” TO END PART NUMBER.

• IF YOUR REQUIREMENTS ARE NOT LISTED, PLEASE REQUEST A SPECIAL QUOTATION FROM SALES DEPARTMENT.

HIGH BTU | Gas Connectors- Yellow Coated

YC34 SERIES 1” OD (3/4” ID)

COATED STAINLESS STEEL HIGH BTU GAS CONNECTORS

- **FLEXSHIELD**™ coating provides extra corrosion protection from accidentalcontact with common household chemicals.
- For extra high demand appliances, such as tankless and commercial water heaters.
- Designed and engineered for safe, optimal flow rate
- Consistent coverage provides protection along the entire length of the connector.
- Heavy Duty construction is able to withstand extreme conditions.
- Up to 290K BTU flow capacity.



HIGH BTU YELLOW COATED CONNECTORS WITH FITTINGS

FTGC-YC34 SERIES 1” OD 3/4” ID

ENDS	LENGTH				
	18”	24”	30”	36”	48”
3/4” FIP x 3/4” MIP	FTGC-YC34-18P	FTGC-YC34-24P	FTGC-YC34-30P	FTGC-YC34-36P	FTGC-YC34-48P
3/4” FIP x 3/4” FIP	FTGC-YC34-18O	FTGC-YC34-24O	FTGC-YC34-30O	FTGC-YC34-36O	FTGC-YC34-48O
3/4” MIP x 3/4” MIP	FTGC-YC34-18N	FTGC-YC34-24N	FTGC-YC34-30N	FTGC-YC34-36N	FTGC-YC34-48N
1" FIP x 1" MIP	FTGC-YC34-18R	FTGC-YC34-24R	FTGC-YC34-30R	FTGC-YC34-36R	FTGC-YC34-48R
1” FIP x 1” FIP	FTGC-YC34-18S	FTGC-YC34-24S	FTGC-YC34-30S	FTGC-YC34-36S	FTGC-YC34-48S
1” MIP x 1” MIP	FTGC-YC34-18T	FTGC-YC34-24T	FTGC-YC34-30T	FTGC-YC34-36T	FTGC-YC34-48T
CARTON WT. LBS.	36.5	39	44	49	54
CARTON QTY.	25	25	25	25	25

Tankless water heater kit also available on page 20.

• IF YOUR REQUIREMENTS ARE NOT LISTED, PLEASE REQUEST A SPECIAL QUOTATION FROM SALES DEPARTMENT.

COMMERCIAL FOOD SERVICE | Connector Kit

BL34 SERIES **1” OD (3/4” ID)**



COMMERCIAL FOOD SERVICE GAS CONNECTOR AND QUICK-DISCONNECT

Specifically engineered for commercial cooking, movable gas appliances. Quick Disconnect and Restraining Cable complete the food service gas connection and extends the service life of the gas connector.

- CSA Approved for Movable Gas Appliances (ANSI Z21.69/CSA 6.16)
- Stainless Steel 304 Tubing
- Stainless Steel 304 Braided
- PVC Coating
- 360º Rotation on Both Ends





STRAIGHT VALVE | RESTRAINING CABLE | QUICK DISCONNECT | SWIVEL | ELBOWS

FOOD SERVICE GAS CONNECTOR KITS

ITEM	DESCRIPTION	QTY
FTGC-BL34-36N	36” Commercial Food Service Gas Connector	1
FTGC-BL34-48N	48” Commercial Food Service Gas Connector	1

OPTIONAL KIT COMPONENTS

Add code(s) to end of Part Number for desired kit components

CODE	ITEM	DESCRIPTION	QTY
A	QD34	3/4" ID Quick Disconnect	1
B	RC36	Restraining Cable 36" Length	1
C	RC48	Restraining Cable 48" Length	1
D	FTGV-FF-B	3/4" FIP 3/4" FIP Straight Valve	1
E	GMNL0034	3/4" Elbow 90, Galv Mal	1
F	GMSN0034	3/4" Street Elbow 90, Galv Mal	1
G	SV34	3/4" Swivel	1

Kit components are available individually as well

• IF YOUR REQUIREMENTS ARE NOT LISTED, PLEASE REQUEST A SPECIAL QUOTATION FROM SALES DEPARTMENT.

FLEXTRON™
www.flextronusa.com
sales@everflowsupplies.com · 908-436-1100 · fax: 908-436-1162
Distributed by EVERFLOW™
Premier PVF & Specialty Products

GAS BALL VALVES

FTGV SERIES

Flextron gas ball valves are specially engineered to provide superior performance and reliability. For use with natural, manufactured, mixed liquefied petroleum gases and LP gas-air mixtures.

- Forged Brass Body
- Stainless Steel Ball
- Aluminum Alloy Handle
- Ends conform to: ANSI B1.20.1
- 600 psi WOG 175 psi WSP
- Temperature Range: -4°F to 149°F
- CSA Approved: ANSI Z21.15/CSA9.1 (1/2psi) ASME B16.44 / CR91-002 (5psi) ASME B16.33 / CGA3.16 (175psi)
- UL Listed per: UL 125 (Guide YSDT) 125 WOG

GAS BALL VALVES



ITEM#	DESCRIPTION	QTY.	LBS.
FTGV-38F38F	3/8” FIP x 3/8” FIP ball valve	100	22.49
FTGV-12F12F	1/2” FIP x 1/2” FIP ball valve	100	40.49
FTGV-34F34F	3/4” FIP x 3/4” FIP ball valve	100	58.49
FTGV-01F01F	1” FIP x 1” FIP ball valve	48	92.24
FTGV-58R12F	5/8" OD Flare x 1/2” FIP ball valve	100	55
FTGV-58R34F	5/8" OD Flare x 3/4” FIP ball valve	80	62
FTGV-12R12F	1/2" OD Flare x 1/2” FIP ball valve	100	40
FTGV-38R12F	3/8" OD Flare x 1/2” FIP ball valve	100	30
FTGV-38R38R	3/8” OD Flare x 3/8” OD Flare	10	65
FTGV-12R12R	1/2” OD Flare x 1/2” OD Flare	10	45
FTGV-58R34A	5/8" OD Flare x 3/4” FIP Angled ball valve	80	65
FTGV-12R12A	1/2" OD Flare x 1/2” FIP Angled ball valve	100	45
FTGV-38R12A	3/8" OD Flare x 1/2” FIP Angled ball valve	100	25

LEVER HANDLE GAS BALL VALVES



ITEM#	DESCRIPTION	QTY.	LBS.
FTGV-14F14F	1-1/4” FIP x 1-1/4” FIP ball valve	24	38.4
FTGV-15F15F	1-1/2” FIP x 1-1/2” FIP ball valve	18	44.28
FTGV-02F02F	2” FIP x 2” FIP ball valve	15	52.95

GAS ADAPTOR | Fittings

FTGF SERIES



FLARE X MIP ADAP-

ITEM#	DESCRIPTION	QTY.	LBS.
FTGF-58M12	5/8" OD Flare x 1/2” MIP	10	2
FTGF-58M34	5/8” OD Flare x 3/4” MIP	10	2.7
FTGF-12M38	1/2" OD Flare x 3/8” MIP	25	2.5
FTGF-12M12	1/2" OD Flare x 1/2” MIP	25	3.75
FTGF-38M38	3/8" OD Flare x 3/8” MIP	25	2.5
FTGF-38M12	3/8" OD Flare x 1/2” MIP	25	3.75
FTGF-01M34	1" OD Flare x 3/4” MIP	25	7.5
FTGF-01M01	1" OD Flare x 1” MIP	25	7.75



FLARE X FIP ADAP-

ITEM#	DESCRIPTION	QTY.	LBS.
FTGF-58F12	5/8” OD Flare x 1/2” FIP	10	1.6
FTGF-58F34	5/8” OD Flare x 3/4” FIP	10	1.8
FTGF-12F38	1/2" OD Flare x 3/8” FIP	25	2.5
FTGF-12F12	1/2" OD Flare x 1/2” FIP	25	3.75
FTGF-38F38	3/8" OD Flare x 3/8” FIP	25	2.5
FTGF-38F12	3/8" OD Flare x 1/2” FIP	25	2.5
FTGF-01F34	1" OD Flare x 3/4” FIP	25	6.25
FTGF-01F01	1" OD Flare x 1” FIP	25	5.75

WATER HEATER CONNECTORS

FTWCSERIES

- Maximized corrosion resistance and performance
- Complies with lead free requirements (NSF 61, AB1953)

COPPER CORRUGATED WATER HEATER CONNECTORS

AB1953 Compliant LEAD FREE



ITEM	ENDS TYPE	LENGTH	SIZE	INNER	MASTER
FTWC-C34-18A	FIP	18	3/4" FIP x 3/4" FIP	1	25
FTWC-C34-24A	FIP	24	3/4" FIP x 3/4" FIP	1	25
FTWC-C34-18E	SWEAT	18	3/4" FIP x 3/4" SWT	1	25
FTWC-C34-24E	SWEAT	24	3/4" FIP x 3/4" SWT	1	25
FTWC-C34-18F	F1807	18	3/4" FIP x 3/4" F1807	1	25
FTWC-C34-24F	F1807	24	3/4" FIP x 3/4" F1807	1	25

STAINLESS STEEL BRAIDED WATER HEATER CONNECTORS

AB1953 Compliant LEAD FREE



ITEM	ENDS TYPE	LENGTH	SIZE	INNER	MASTER
FTWC-B34-18A	FIP	18	3/4" FIP x 3/4" FIP	1	25
FTWC-B34-24A	FIP	24	3/4" FIP x 3/4" FIP	1	25
FTWC-B34-24D	FIP	24	3/4" FIP x 1" FIP	1	25
FTWC-B34-18B	MIP	18	3/4" FIP x 3/4" MIP	1	25
FTWC-B34-18C12	PUSH	18	3/4" FIP x 1/2" PUSH	1	25
FTWC-B34-15C	PUSH	15	3/4" FIP x 3/4" PUSH	1	25
FTWC-B34-18C	PUSH	18	3/4" FIP x 3/4" PUSH	1	25
FTWC-B34-18W	F1960	18	3/4" F1960 x 3/4" F1960	1	25
FTWC-B34-24W	F1960	24	3/4" F1960 x 3/4" F1960	1	25
FTWC-B34-18P	F1807	18	3/4" F1807 x 3/4" F1807	1	25
FTWC-B34-24P	F1807	24	3/4" F1807 x 3/4" F1807	1	25
FTWC-B34-18CBV12	PUSH	18	3/4" FIP x 1/2" PUSH BV	1	25
FTWC-B34-18CBV	PUSH	18	3/4" FIP x 3/4" PUSH BV	1	25

STAINLESS STEEL CORRUGATED WATER HEATER CONNECTORS

AB1953 Compliant LEAD FREE



ITEM	ENDS TYPE	LENGTH	SIZE	INNER	MASTER
FTWC-S34-12A	FIP	12	3/4" FIP x 3/4" FIP	1	25
FTWC-S34-15A	FIP	15	3/4" FIP x 3/4" FIP	1	25
FTWC-S34-18A	FIP	18	3/4" FIP x 3/4" FIP	1	25
FTWC-S34-24A	FIP	24	3/4" FIP x 3/4" FIP	1	25
FTWC-S34-18D	FIP	18	3/4" FIP x 1" FIP	1	25
FTWC-S34-24D	FIP	24	3/4" FIP x 1" FIP	1	25
FTWC-S01-12H	FIP	12	1" FIP x 1" FIP	1	25
FTWC-S01-18H	FIP	18	1" FIP x 1" FIP	1	25
FTWC-S01-24H	FIP	24	1" FIP x 1" FIP	1	25
FTWC-S114-18A	FIP	18	1-1/4" FIP x 1-1/4" FIP	1	25
FTWC-S114-24A	FIP	24	1-1/4" FIP x 1-1/4" FIP	1	25
FTWC-S112-18A	FIP	18	1-1/2" FIP x 1-1/2" FIP	1	25
FTWC-S112-24A	FIP	24	1-1/2" FIP x 1-1/2" FIP	1	25
FTWC-S02-18A	FIP	18	2" FIP x 2" FIP	1	25
FTWC-S02-24A	FIP	24	2" FIP x 2" FIP	1	25
FTWC-S34-18W	F1960	18	3/4" F1969 x 3/4" F1960	1	25
FTWC-S34-24W	F1960	24	3/4" F1969 x 3/4" F1960	1	25
FTWC-S34-18E	SWEAT	18	3/4" FIP x 3/4" SWT	1	25
FTWC-S34-24E	SWEAT	24	3/4" FIP x 3/4" SWT	1	25
FTWC-S34-18F	F1807	18	3/4" FIP x 3/4" F1807	1	25
FTWC-S34-18C	PUSH	18	3/4" FIP x 3/4" PUSH	1	25
FTWC-S34-24C	PUSH	24	3/4" FIP x 3/4" PUSH	1	25

• IF YOUR REQUIREMENTS ARE NOT LISTED, PLEASE REQUEST A SPECIAL QUOTATION FROM SALES DEPARTMENT.

FLEXTRON™
www.flextronusa.com
sales@everflowsupplies.com · 908-436-1100 · fax: 908-436-1162
Distributed by EVERFLOW™ Premier PVF & Specialty Products

TANKLESS VALVES

FTGV SERIES **Available in Press, Pex, SWT & IPS**

For Use With Tankless Water Heaters

- 600 WOG
- Compact Design
- Forged Heavy Brass
- UPC Listed & Certified
- AB1953 Compliant
- NSF Compliant
- Lead Free







TANKLESS WATER HEATER ISOLATION VALVE KIT

PRESS CONNECT · ASTM F1807 CRIMP PEX · ASTM F1960 EXPANSION PEX

ITEM #	SIZE	END	DESCRIPTION	QTY.
FTGV-ISO34-T-KIT-LF	3/4"	IPS	1 Set H/C Iso. Valves + 3/4" Relief Valve	1 set
FTGV-ISO1-T-KIT-LF	1"	IPS	1 Set H/C Iso. Valves + 3/4" Relief Valve	1 set
FTGV-ISO34-S-KIT-LF	3/4"	SWT	1 Set H/C Iso. Valves + 3/4" Relief Valve	1 set
FTGV-ISO1-S-KIT-LF	1"	SWT	1 Set H/C Iso. Valves + 3/4" Relief Valve	1 set
FTGV-ISO34-R-KIT-LF	3/4"	Press	1 Set H/C Iso. Valves + 3/4" Relief Valve	1 set
FTGV-ISO1-R-KIT-LF	1"	Press	1 Set H/C Iso. Valves + 3/4" Relief Valve	1 set
FTGV-ISO34-P-KIT-LF	3/4"	F1807	1 Set H/C Iso. Valves + 3/4" Relief Valve	1 set
FTGV-ISO1-P-KIT-LF	1"	F1807	1 Set H/C Iso. Valves + 3/4" Relief Valve	1 set
FTGV-ISO34-F-KIT-LF	3/4"	F1960	1 Set H/C Iso. Valves + 3/4" Relief Valve	1 set
FTGV-ISO1-F-KIT-LF	1"	F1960	1 Set H/C Iso. Valves + 3/4" Relief Valve	1 set



TANKLESS WATER HEATER ISOLATION VALVE

PRESS CONNECT · ASTM F1807 CRIMP PEX · ASTM F1960 EXPANSION PEX

ITEM #	SIZE	END	DESCRIPTION	QTY.
FTGV-ISO34-T-LF	3/4"	IPS	1 Set H/C Iso. Valves	1 set
FTGV-ISO1-T-LF	1"	IPS	1 Set H/C Iso. Valves	1 set
FTGV-ISO34-S-LF	3/4"	SWT	1 Set H/C Iso. Valves	1 set
FTGV-ISO1-S-LF	1"	SWT	1 Set H/C Iso. Valves	1 set
FTGV-ISO34-R-LF	3/4"	Press	1 Set H/C Iso. Valves	1 set
FTGV-ISO1-R-LF	1"	Press	1 Set H/C Iso. Valves	1 set
FTGV-ISO34-P-LF	3/4"	F1807	1 Set H/C Iso. Valves	1 set
FTGV-ISO1-P-LF	1"	F1807	1 Set H/C Iso. Valves	1 set
FTGV-ISO34-F-LF	3/4"	F1960	1 Set H/C Iso. Valves	1 set
FTGV-ISO1-F-LF	1"	F1960	1 Set H/C Iso. Valves	1 set



PRESSURE RELIEF VALVE

ITEM #	DESCRIPTION	PACKING QTY.
FTGV-PRV34	Pressure Relief Valve	1

• IF YOUR REQUIREMENTS ARE NOT LISTED, PLEASE REQUEST A SPECIAL QUOTATION FROM SALES DEPARTMENT.

For High BTU gas connectors see page. 15
For Water Heater Connectors see page. 19

TANKLESS WATER HEATER KIT

FTWKSERIES





STAINLESS STEEL GAS CONNECTOR & BRAIDED WATER HEATER CONNECTORS

AB1953 Compliant LEAD FREE

ITEM	LENGTH	DESCRIPTION	QTY
FTWK-SS18BR	18”	1” OD Stainless Steel Gas Connector (3/4” MIP x 3/4” FIP)	1
		3/4” Braided Water Connector (3/4” FIP x 3/4” FIP)	2
FTWK-SS24BR	24”	3/4” IPS Tankless Isolation Valves	1 set
		Pressure Relief Valve	1



YELLOW COATED GAS CONNECTOR & BRAIDED WATER HEATER CONNECTORS

AB1953 Compliant LEAD FREE

ITEM	LENGTH	DESCRIPTION	QTY
FTWK-YC18BR	18”	1” OD Yellow Coated Gas Connector (3/4” MIP x 3/4” FIP)	1
		3/4” Braided Water Connector (3/4” FIP x 3/4” FIP)	2
FTWK-YC24BR	24”	3/4” IPS Tankless Isolation Valves	1 set
		Pressure Relief Valve	1



STAINLESS STEEL GAS CONNECTOR & CORRUGATED WATER HEATER CONNEC-

AB1953 Compliant LEAD FREE

ITEM	LENGTH	DESCRIPTION	QTY
FTWK-SS18CR	18”	1” OD Stainless Steel Gas Connector (3/4” MIP x 3/4” FIP)	1
		3/4” Corrugated Steel Water Connector (3/4” FIP x 3/4” FIP)	2
FTWK-SS24CR	24”	3/4” IPS Tankless Isolation Valves	1 set
		Pressure Relief Valve	1



YELLOW COATED GAS CONNECTOR & CORRUGATED WATER HEATER CONNEC-

AB1953 Compliant LEAD FREE

ITEM	LENGTH	DESCRIPTION	QTY
FTWK-YC18CR	18”	1” OD Yellow Coated Gas Connector (3/4” MIP x 3/4” FIP)	1
		3/4” Corrugated Steel Water Connector (3/4” FIP x 3/4” FIP)	2
FTWK-YC24CR	24”	3/4” IPS Tankless Isolation Valves	1 set
		Pressure Relief Valve	1

• IF YOUR REQUIREMENTS ARE NOT LISTED, PLEASE REQUEST A SPECIAL QUOTATION FROM SALES DEPARTMENT.

FLEXTRON™
www.flextronusa.com
sales@everflowsupplies.com · 908-436-1100 · fax: 908-436-1162
Distributed by EVERFLOW™
Premier PVF & Specialty Products

LIMITED WARRANTY

Stainless Steel Gas Connectors and Water Heater Connectors

Subject to the conditions and limitations in this Limited Warranty, FLEXTRON warrants to the real owner as installed by qualified installers, sold by FLEXTRON, under normal conditions of use, gas connectors, water connectors and components will be free from failure caused by manufacturing defects in material and workmanship for the lifetime of the original installation.

For all gas connectors this limited warranty will be for 2 years from the original date of purchase.
For all water connectors, this limited warranty will be for 1 year from the original date of purchase.

Under this warranty, you only have a right to reimbursement if the failure or leak resulted from a manufacturing defect in the products covered by this warranty and occurred during the warranty period. You do not have a remedy or right of reimbursement under this warranty & this warranty does not apply if the failure or any resulting damage is caused by:

1) Components other than those manufactured or sold by FLEXTRON.
2) Not designing, installing, inspecting or testing the connector in accordance with FLEXTRON's installation instructions at the time of the installation, applicable code requirements, and good plumbing/piping/fitting/practices;
3) Improper handling and protection of the product prior to or during installation, inadequate freeze protection, exposure to pressures or temperatures in excess of the limitations on the tubing or fittings, or application of unauthorized solvents or chemicals;
4) Acts of nature such as earthquakes, fire, flood, or landslide;
5) damage caused by lightning without proper grounding as per NFPA 780, NEC 2005 article 250.70 and clamps complying with UL 467 standards;
6) Remain in its originally installed location;
7) Show no evidence of tampering, mishandling, neglect, accidental damage modification or repair without the approval of FLEXTRON.
8) Exposure to abnormal environmental conditions relative to the norm for the installation site and biological substance exposure;
9) Freezing during or after the installation or inadequate freeze protection; 10) exposure to operating use and or conditions outside those specified by manufacturer.

FLEXTRON should not be liable for consequential economic loss damages under any legal theory and whether asserted by direct action, for contribution or indemnity or otherwise, the above limited warranty is in lieu of all other warranties, Express or Implied, including but not limited to, the implied warranties of merchantability & fitness for particular purpose.

Other than this warranty FLEXTRON does not authorize any person or firm to create for it any other obligation or liability in connection with its products.

FLEXTRON™
www.flextronusa.com
sales@everflowsupplies.com · 908-436-1100 · fax: 908-436-1162
Distributed by EVERFLOW™ Premier PVF & Specialty Products

FLEXTRON®

THERMAL & HYDRONIC EXPANSION TANKS



- Save Energy & Water
- Protect Home Appliances & Fixtures
- Prevent Dangerous Pressure Build Up

HIGH GRADE STEEL CONSTRUCTION

FLEXTRON®

NEW

Mini Thermal EXPANSION TANK

For Potable Hot Water Systems

Prevents Potential Damage & Extends Heater Life.



- Pre-set to 50 PSI
- Max Pressure 145 PSI
- Max Temp 210°F
- Connection: 1/2" MIP
- Certified to NSF/ANSI/CAN 61 & ANSI Z1088

The Flextron Mini Expansion Tank provides maximum protection for Tankless or Point of Use Water Heaters with a storage capacity of 2 Gallons or less. Protects against thermal expansion and excess pressure.

Product Features

- High grade 304 stainless steel body
- Can be installed in any orientation
- For indoor and outdoor use
- Adjustable pressure settings
- Meets local codes

PART#	DESCRIPTION	INNER	MASTER
E-FTT1	SS Mini Thermal Expansion Tank	1	40

For more information contact:
sales@everflowsupplies.com | 908.436.1100

EVERFLOW™

E-SERIES
Thermal Expansion Tanks For Hot Water Heaters

- **Prevent dangerous pressure build up.**
- **Protect household appliances and fixtures.**
- **Save energy and water.**



6 YEAR LIMITED WARRANTY

E-Series Thermal Expansion Tanks

Model Number	Tank Size	Tank Weight	Connection Size (NPT)	Dimensions (LxWxH)	Acceptance Volume	Factory Precharge
E-FTT5	2.1 gal	4.7 lbs.	3/4"	12.5"x8"x8"	0.9 gal	40 psi
E-FTT12	4.8 gal	8 lbs.	3/4"	15"x11"x11"	3.2 gal	50 psi
E-FTT18	6.3 gal	10.4 lbs.	3/4"	16.75"x11.5"x11.5"	4.5 gal	50 psi

Material Description

Shell	Carbon Steel
Connection	Stainless steel
Diaphragm	Butyl
Color	Almond

Operating Conditions

Max. Operating Pressure	150 psi
Operating Temperature	200° F
Warranty	5 years

Dimensional Data

Model	A	B	C
E-FTT5	12.5"	8"	3/4"
E-FTT12	15"	11"	3/4"
E-FTT18	16.75"	11.5"	3/4"

Technical Features

- All tanks are NSF61 Certified
- MIG welding eliminates interior rough spots and sharp edges
- Each tank is factory leak tested to ensure tank integrity
- 150 psi max pressure rating
- 3 layer electrostatically applied coating provides a durable appliance grade finish
- Exclusive polypropylene liner eliminates internal corrosion
- Protected precharge valve eliminates potential leak path

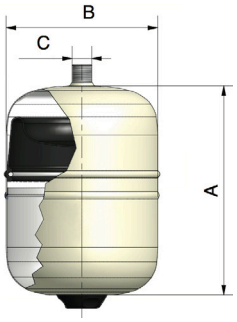



What is Thermal Expansion?

When heated, water expands. Under normal circumstances, a 40 gal hot water heater creates roughly an additional half gallon of water when heated (with no demand).In the past this expanded water would flow back into the public water supply. However, in many countries, where applicable by code, a backflow preventer is required, creating a closed system and a new problem as this extra half gallon of water is not compressible.

Potential Problems Without an Expansion Tank

Failure to use a thermal expansion tank may void the warranty of the water heater as it can lead to premature failure of the water heater:

This warranty shall apply only when the water heater is installed and operated in accordance with the manufacturer and used in an open system or in a closed system with a properly sized and installed thermal expansion tank.

Other possible problems include: dangerous high pressure, leaky fittings and valves, collapsed center flues and/or flames coming out of combustion chamber and the safety relief valve releasing water.

Installation Options for Thermal Expansion Tanks

Installation Location

- Install on the cold water side after the pressure reducing valve and between the backflow preventer and the water heater.
- Do not install in an area where leakage could cause property damage.
- The tank can be installed either vertically or horizontally. However, if the tank is to be installed horizontally, then it must be fully supported independent from the piping. Failure to do so will void the warranty.

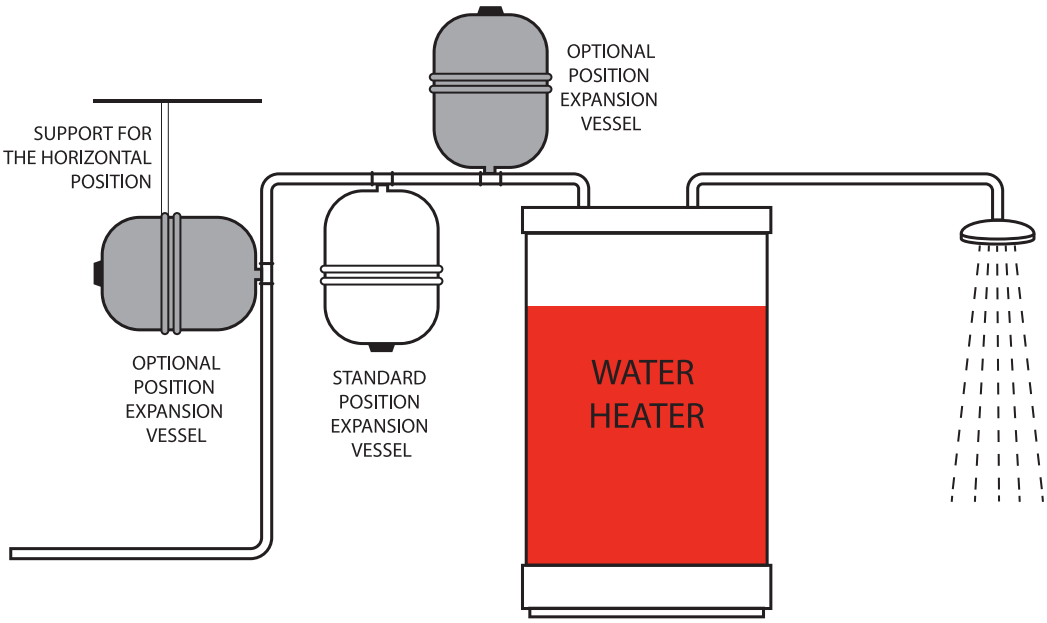

E-SERIES
Hydronic Expansion Tanks For Heating Systems

- **Prevent dangerous pressure build up.**
- **Protect safety valves from failing.**
- **Save energy and water.**



6 YEAR LIMITED WARRANTY

E-Series Hydronic Expansion Tanks

Model Number	Tank Size	Tank Weight	Connection Size (NPT)	Dimensions (LxWxH)	Acceptance Volume
E-FTH15	2.1 gal	4.25 lbs	1/2"	12.5"x8"x8"	1 gal
E-FTH30	4.8 gal	7.5 lbs	1/2"	15"x11"x11"	3.2 gal
E-FTH60	6.3 gal	9.75 lbs	1/2"	16.75"x11.5"x11.5"	4.5 gal
E-FTH90S	13.2 gal	23.2 lbs	3/4"	24.4"x16.2"x16.2"	11.3 gal

Additional Description

Shell	Carbon Steel
Connection	Carbon Steel
Diaphragm	EPDM Rubber
Color	Gray

Operating Conditions

Max. Operating Pressure 2.1 gal	150 psi
Max. Operating Pressure 4.8 gal	150 psi
Max. Operating Pressure 6.3 gal	150 psi
Max. Operating Pressure 13.2 gal	150 psi
Operating Temperature	240° F
Factory Precharge	12 psi
Warranty	5 years

Dimensional Data

Model	A	B	C
E-FTH15	12.5"	8"	1/2"
E-FTH30	15"	11"	1/2"
E-FTH60	16.75"	11.5"	1/2"
E-FTH90S	24.4"	16.2"	1/2"

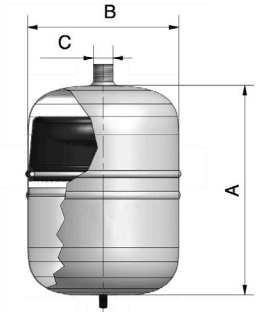

Technical Features

- EPDM Rubber Diaphragm
- MIG welding eliminates interior rough spots and sharp edges
- Each tank is factory leak tested to ensure tank integrity
- All diaphragms designed to maximize drawdown
- 3 layer electrostatically applied coating provides a durable appliance grade finish
- Protected pre charge valve eliminates potential leak path
- Low profile tank design with full membrane depth eliminates stretching of diaphragm, providing increased life cycle



What is Hydronic Expansion?

Hydronic expansion tanks are diaphragm type tanks designed to keep system pressures below relief valve settings. Hydronic expansion tanks absorb the expansion of water in residential or commercial hydronic (forced hot water) heating and cooling systems. Without hydronic expansion tanks, the system will quickly over-pressurize resulting in added stress to the various system components. Hydronic expansion tanks protect safety valves from failing or wearing out quickly, avoids valve stem and ball seal leaks, prevents wasted BTU's and vastly extends water heater life.

Hydronic Expansion Tanks

With Flextron's line of expansion tanks, Flextron offers a full range hydronic expansion tanks. All of the tanks are diaphragm hydronic expansion tanks produced with an EPDM Rubber diaphragm for non-potable heating systems.

Installation for Hydronic Expansion Tanks

Flextron Hydronic Expansion Tanks must be installed by a qualified, licensed professional in accordance with local plumbing codes. Maintenance inspections of the complete heating system should be performed by a licensed plumber annually. The tank's pre-charge should be tested and adjusted to the correct pressure as needed.

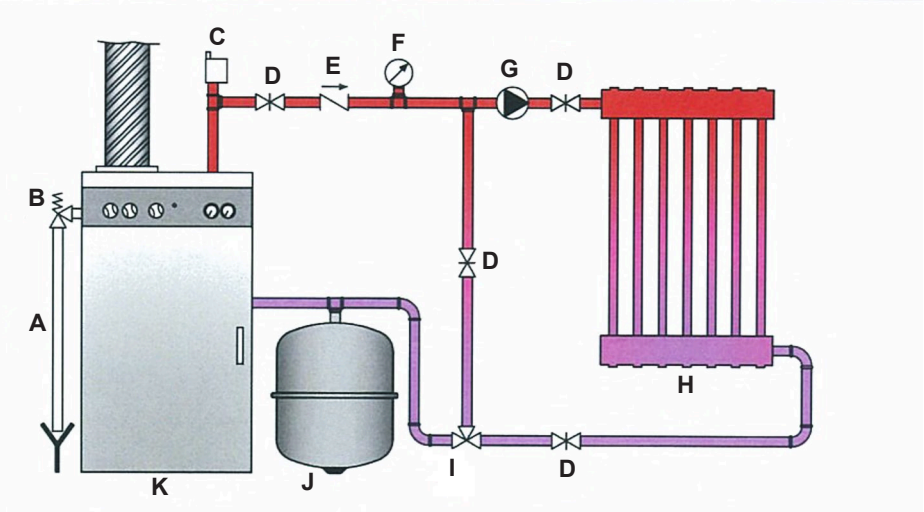

A - Draining
B - Safety Valve
C - Air Bleeder
D - Gate Valve
E - Backflow Preventer
F - Pressure Gauge
G - Pump
H - Utilities
I - Mixing Valve
J - Flextrol Expansion Vessel
K - Boiler



Distributed by
EVERFLOW™
Premier PVF & Specialty Products

sales@everflowsupplies.com ▪ 908-436-1100

TEXAS | NEW JERSEY | ILLINOIS

EVERFLOW™



EVERCONNECT™

FLEXIBLE CONNECTORS

877.941.7800 | everflowsupplies.com



QUALITY

Beneath each Everflow label lies our dedication and commitment to bringing you the world's finest engineered products. We search the globe to source our products from some of the world's best manufacturing facilities, where production is done with the highest levels of craftsmanship and quality. Manufacturing facilities conform to ISO 9001 standards. Products meet the highest applicable UL/FM, CSA & ASTM standards.

SERVICE

Everflow customers have become accustomed to our unparalleled level of customer service. Our knowledgeable and courteous staff are always available and ready to provide you with superb service, while helping you get the products & information you need. We keep an extensive inventory on hand, so that when you place your order, you know it's in stock and ready to ship.

RELIABILITY

Our distribution network is one of the most reliable in the industry. We utilize the most advanced technologies, enabling our customers increased flexibility and faster turnaround on orders. Our state-of-the-art distribution center ensures the efficiency and reliability that you can count on.



TABLE OF CONTENTS

TABLE OF CONTENTS

CATEGORY		PAGE	CATEGORY		PAGE
	No-Hub Couplnigs Product Data	4-6		Drain/Trap & Tubular Connectors	15
	NSF & Standard No-Hub Couplings	7-8		Test Caps	16
	Heavy Duty No-Hub Couplings	9		Test Plugs	17
	Shielded Transition Couplings	10		Sump Pump Check Valves	17
	Flexible PVC Shear Ring Couplings	11		No-Hub Torque Wrench	17
	Flexible Fittings	12-13		Hose Clamps	18
	Pipe Donuts & Gaskets	14			

PRODUCT DATA

STANDARD NSF APPROVED NO-HUB COUPLING DATA SHEET

Standard NSF Approved No-Hub Couplings

Can be used to assemble No-Hub Pipe and Fittings manufactured per ASTM A 888. The couplings consist of a gasket made of an elastomeric compound enclosed in a corrugated stainless steel shield. Depending on the size of the shield, two or four clamps are provided to give the required sealing force to the shield to seal the gasket on the pipes and fittings.



Marking, Certification, Standards:

- Tested and certified to ASTM-C 1277, NSF certified to CISPI 310, and CSA B602 IAPMO Listed. Tested and certified by Intertek to CAN/ULC S102.2-07
- Elastomeric compound gasket conforms to standard ASTM C 564

Size	Shield Width	Installation Torque	No. of Clamps Per
1-1/2"	2-1/8"	60	2
2"	2-1/8"	60	2
3"	2-1/8"	60	2
4"	2-1/8"	60	2
5"	3"	60	4
6"	3"	60	4
8"	4"	60	4

Material	
Band	SS304 Stainless Steel
Screw	5/16" Hex head made of SS304 Stainless Steel
Housing	SS304 Stainless Steel
Shield	0.007" Thick corrugated design SS301 Stainless Steel
Gasket	Elastomeric Compound Conforming to ASTM C 564

Installation Instructions:

1. Place gasket on the end of one pipe and clamp the assembly over the other pipe.
2. Fit second hubless pipe end into gasket, firmly putting both ends against the rib, or shoulder, in the center of the gasket. Make certain the pipe and/or fitting to be joined are in proper alignment, then slide the loose coupling over the gasket so that the gasket is completely covered.
3. Using a calibrated torque wrench, tighten the stainless steel screws alternately to the proper torque pounds (60 inch lbs. torque).

STANDARD NO-HUB COUPLING DATA SHEET

Standard No-Hub Pipe Couplings

Can be used to assemble No-Hub Pipe and Fittings manufactured per ASTM A 888. The couplings consist of a gasket made of an elastomeric compound enclosed in a diamond pattern stainless steel shield. Depending on the size of the shield, two or four clamps are provided to give the required sealing force to the shield to seal the gasket on the pipes and fittings.

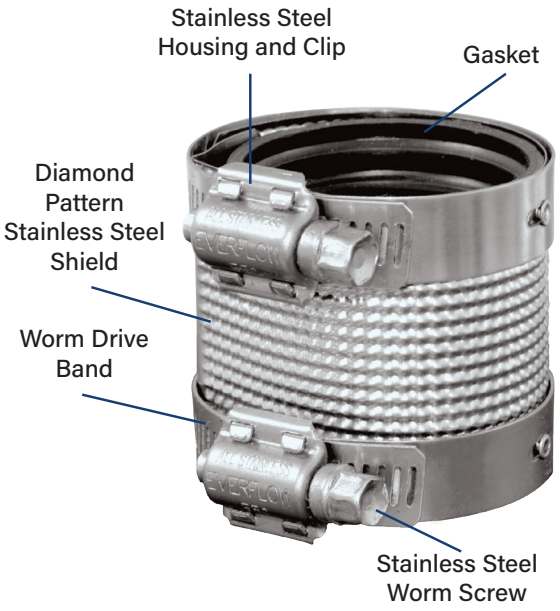

Marking, Certification, Standards:

- Product standard ASTM C 1277 and CISPI 310
- High quality elastomeric compound gasket conforming to standard ASTM C 564
- IAPMO and CSA certification

Size	Shield Width	Installation Torque	No. of Clamps Per
1-1/2"	2-1/8"	60	2
2"	2-1/8"	60	2
3"	2-1/8"	60	2
4"	2-1/8"	60	2
5"	3"	60	4
6"	3"	60	4
8"	4"	60	4
10"	4"	60	4
12"	5.43"	60	6
15"	5.43"	60	6
1-1/2" x 2"	2-1/8"	60	2
2" x 3"	2-1/8"	60	2
4" x 2"	2-1/8"	60	2
4" x 3"	2-1/8"	60	2

Material	
Band	SS304 Stainless Steel
Screw	5/16" Hex head made of SS304 Stainless Steel
Housing	SS304 Stainless Steel
Shield	0.007" Thick diamond design SS301
Gasket	Elastomeric Compound Conforming to ASTM C 564

Installation Instructions:

1. Place gasket on the end of one pipe and clamp the assembly over the other pipe.
2. Fit second hubless pipe end into gasket, firmly putting both ends against the rib, or shoulder, in the center of the gasket. Make certain the pipe and/or fitting to be joined are in proper alignment, then slide the loose coupling over the gasket so that the gasket is completely covered.
3. Using a calibrated torque wrench, tighten the stainless steel screws alternately to the proper torque pounds (60 inch lbs. torque).

PRODUCT DATA

HEAVY DUTY NO-HUB COUPLING DATA SHEET

Heavy Duty No-Hub Pipe Couplings

Can be used to assemble No-Hub Pipe and Fittings manufactured per ASTM A 888. The couplings consist of a gasket made of an elastomeric compound enclosed in a corrugated pattern stainless steel shield. Depending on the size of the shield, four or six clamps are provided to give the required sealing force to the shield to seal the gasket on the pipes and fittings.



Marking, Certification, Standards:

- Product standard ASTM C 1540 and CISPI 310
- High quality elastomeric compound gasket conforming to standard ASTM C 564
- All metal components made of stainless steel standard ASTM C 1540

Size	Shield Width	Installation Torque	No. of Clamps Per
2"	2-1/8"	80	4
3"	2-1/8"	80	4
4"	2-1/8"	80	4
5"	3"	80	6
6"	3"	80	6
8"	4"	80	6
10"	4"	80	6
12"	5.43"	80	6
15"	5.43"	80	6

Material	
Band	SS304 Stainless Steel
Screw	5/16" Hex head made of SS304 Stainless Steel
Housing	SS304 Stainless Steel
Shield	0.008" Thick corrugated design SS301
Gasket	Elastomeric Compound Conforming to ASTM C 564

Installation Instructions:

1. Place gasket on the end of one pipe and clamp the assembly over the other pipe.
2. Fit second hubless pipe end into gasket, firmly putting both ends against the rib, or shoulder, in the center of the gasket. Make certain the pipe and/or fitting to be joined are in proper alignment, then slide the loose coupling over the gasket so that the gasket is completely covered.
3. Using a calibrated torque wrench, tighten the stainless steel screws alternately to the proper torque pounds (80 inch lbs. torque).

NO-HUB COUPLINGS



EVERCONNECT 14N Series

NSF approved no-hub couplings are manufactured using 304 series stainless steel bands attach to corrugated pattern stainless steel shield over molded one-piece elastomer sealing gasket. They provide the perfect fit for joining hub-less cast iron soil pipe and fittings in drain waste & vent applications. Longer slots on clamping band provide greater adaptability to varying cast iron pipe diameters. Lightweight and easy to install, by tightening worm screw to 60 inch lbs. torque. 14N Series couplings are tested and certified to ASTM C1277, NSF certified to CISPI 310 and CSA B602 standards, and certified to CAN/ULC S102.2-07

STANDARD NSF APPROVED NO-HUB PIPE COUPLINGS



FEATURES

- 304 Series stainless steel bands
- NSF Certified to CISPI 310 CSA B602
- Certified by Intertek to CAN/ULC S102.2-07
- Tested and Certified to ASTM C1277
- Elastomeric Gasket conforms to ASTM C564
- Max Water Pressure: 4.3 PSI
- Tighten with 5/16" Hex Driver to 60 in-lbs torque

PART #	DESCRIPTION	PACKING
14112N	1-1/2" No-Hub Coupling	100
14200N	2" No-Hub Coupling	100
14300N	3" No-Hub Coupling	100
14400N	4" No-Hub Coupling	100
14500N	5" No-Hub Coupling	20
14600N	6" No-Hub Coupling	25
14800N	8" No-Hub Coupling	15
1410N	10" No-Hub Coupling	12
1412N	12" No-Hub Coupling	8
1415N	15" No-Hub Coupling	4

NO-HUB COUPLINGS

STANDARD NO-HUB PIPE COUPLINGS



FEATURES

- 304 Series stainless steel bands attach to diamond pattern stainless steel shield over molded one-piece elastomer sealing gasket
- Provides the perfect fit for joining hub-less cast iron soil pipe and fittings in drain waste & vent applications
- Longer slots on clamping band to provide greater adaptability to varying cast iron pipe diameters
- Lightweight and easy to install, by tightening worm screw to 60 inch lbs. torque
- Conforms to ASTM C 1277
- Meets or exceeds all CISPI 310 specifications

PART #	DESCRIPTION	PACKING
14112	1-1/2" No-Hub Coupling	100
14200	2" No-Hub Coupling	100
14300	3" No-Hub Coupling	100
14400	4" No-Hub Coupling	100
14500	5" No-Hub Coupling	20
14600	6" No-Hub Coupling	25
14800	8" No-Hub Coupling	15
1410	10" No-Hub Coupling	12
1412	12" No-Hub Coupling	8
1415	15" No-Hub Coupling	4
REDUCING		
14212	2" x 1-1/2" No-Hub Coupling	100
1432	3" x 2" No-Hub Coupling	100
1442	4" x 2" No-Hub Coupling	64
1443	4" x 3" No-Hub Coupling	64
1454	5" x 4" No-Hub Coupling	20

NO-HUB PIPE COUPLINGS - ECONOMY VERSION



FEATURES

- Lightweight and easy to install, by tightening worm screw to 60 inch lbs. torque
- Conforms to ASTM C 1277
- Meets or exceeds all CISPI 310 specifications

PART #	DESCRIPTION	PACKING
14112C	1-1/2" No-Hub Coupling	100
14200C	2" No-Hub Coupling	100
14300C	3" No-Hub Coupling	100
14400C	4" No-Hub Coupling	100

NO-HUB COUPLINGS

HEAVY DUTY NO-HUB PIPE COUPLINGS



FEATURES

- 304 Series stainless steel bands attach to Heavy Duty corrugated stainless steel shield over molded one-piece elastomer sealing gasket
- Heavy-Duty stainless steel coupling for joining No-Hub cast iron soil pipe and fittings
- Multiple sealing clamps tighten independently for better load distribution and a more positive seal
- Axially slotted heavy duty worm drive clamps tightened to 80 inch lbs. torque
- Flanged elastomer sealing gasket conforms to ASTM C 564 standard
- Meets ASTM C 1540 and specification for heavy duty shielded couplings

PART #	DESCRIPTION	PACKING
15200	2" H/D No-Hub Coupling	75
15300	3" H/D No-Hub Coupling	48
15400	4" H/D No-Hub Coupling	48
15500	5" H/D No-Hub Coupling	15
15600	6" H/D No-Hub Coupling	15
15800	8" H/D No-Hub Coupling	15
1510	10" H/D No-Hub Coupling	10
1512	12" H/D No-Hub Coupling	8
1515	15" H/D No-Hub Coupling	4

HEAVY DUTY - COLOR SHIELDED NO-HUB PIPE COUPLINGS



FEATURES

- 304 Series stainless steel bands attach to Heavy Duty corrugated stainless steel shield over molded one-piece elastomer sealing gasket
- Heavy-Duty stainless steel coupling for joining No-Hub cast iron soil pipe and fittings
- Red color shield for easy identification
- Multiple sealing clamps tighten independently for better load distribution and a more positive seal
- Axially slotted heavy duty worm drive clamps tightened to 80 inch lbs. torque
- Flanged elastomer sealing gasket conforms to ASTM C 564 standard
- Meets ASTM C 1540 and specification for heavy duty shielded couplings

PART #	DESCRIPTION	PACKING
15112CS	1-1/2" H/D Color Shield No-Hub Coupling	75
15200CS	2" H/D Color Shield No-Hub Coupling	75
15300CS	3" H/D Color Shield No-Hub Coupling	48
15400CS	4" H/D Color Shield No-Hub Coupling	48
15500CS	5" H/D Color Shield No-Hub Coupling	15
15600CS	6" H/D Color Shield No-Hub Coupling	15
15800CS	8" H/D Color Shield No-Hub Coupling	15
1510CS	10" H/D Color Shield No-Hub Coupling	10
1512CS	12" H/D Color Shield No-Hub Coupling	8
1515CS	15" H/D Color Shield No-Hub Coupling	4

TRANSITION COUPLINGS

- **Makes transition pipe connections while creating rigid and long lasting pipe joints.**
- **Designed to support heavy loads and provides improved pipe alignment.**



- **From 1-1/2" to 8" pipe diameter - transition coupling connects cast iron, plastic, steel, copper and tubular, drain waste and vent systems for above-ground applications.**

SHIELDED TRANSITION COUPLINGS



FEATURES

- Lightweight and easy to install, by tightening worm screw to 60 inch lbs. torque
- 0.12" thick 301 Series stainless steel shield
- 304 Series stainless steel clamps
- Elastomeric rubber gasket conforms to ASTM C 564
- Conforms to ASTM C 1460

PART #	DESCRIPTION	Fernco®	Mission®	PACKING
Connect Cast Iron, Plastic or Steel to Tubular				
16112	1-1/2" CI, PL, ST to 1-1/2" Tubular	3002-150*	T-150*	24
16122	2" CI, PL or ST to 1-1/2" Tubular	3002-215*	T-215*	24
Connect Cast Iron, Plastic or Steel to Copper				
16115	1-1/2" CI, PL or ST to 1-1/2" CPR or 1-1/4" PL	3001-150*	CK-115*	24
16215	2" CI, PL or ST to 1-1/2" CPR or 1-1/4" PL	3001-215*	CK-215*	24
16222	2" CI, PL or ST to 2" CPR	3001-22*	CK-22*	24
16333	3" CI to 3" CPR	3001-33*	CK-33*	24
16444	4" CI to 4" CPR	3001-44*	CK-44*	24
Connect Plastic Steel or Extra Heavy Cast Iron to Plastic Steel or Extra Heavy Cast Iron				
16033	3" PL, ST or XHCI to 3" PL, ST, or XHCI	3005-33*	P-300*	24
16044	4" PL, ST or XHCI to 4" PL, ST, or XHCI	3005-44*	P-400*	24
Connect Plastic Steel or Extra Heavy Cast Iron to Copper				
16003	3" PL, ST or XHCI to 3" CPR	3007-33*	PK-33*	24
Connect Cast Iron to Plastic Steel or Extra Heavy Cast Iron				
16200	2" CI, PL or ST to 2" CI, PL or ST	3000-22*	CP-200*	24
16300	3" CI to 3" PL, ST, XHCI	3000-33*	CP-33*	24
16400	4" CI to 4" PL, ST, XHCI	3000-44*	CP-44*	24
16500	5" CI to 5" PL, ST, XHCI	3000-55*	CP-55*	24
16600	6" CI to 6" PL, ST, XHCI	3000-66*	CP-66*	24
16800	8" CI to 8" PL, ST, XHCI	3000-88*	CP-88*	24

CI: Cast Iron PL: Sch 40. Plastic ST: Steel XHCI: Extra-Heavy Cast Iron CPR: Copper TUB: Tubular

*Brand names mentioned are trademarks of their respective owners. Any brand names mentioned are intended to show what our items replace. Please do not confuse Everconnect® with the respective brands.

Flexible Coupling with EXTRA STRENGTH

Designed to resist heavy earth loads and shear forces. Stainless steel shear rings add extra strength and stability in unstable ground conditions.



FLEXIBLE PVC SHEAR RING COUPLINGS



FEATURES

- .012" thick 300 Series stainless steel shield
- Easy to install, 60 inch lbs. torque
- Connects pipe of same or different sizes and materials
- Flexible PVC body
- 140°F Maximum operating temperature
- 4.3 PSI maximum test pressure
- Gasket conforms to ASTM C 1173, ASTM D 5926, CSA B602
- Conforms to ASTM C 1173, CSA B602

PART #	DESCRIPTION	PACKING
6015	1-1/2" CI/PVC x 1-1/2" CI/PVC	20
6020	2" CI/PVC x 2" CI/PVC	20
6030	3" CI/PVC x 3" CI/PVC	20
6040	4" CI/PVC x 4" CI/PVC	20
6060	6" CI/PVC x 6" CI/PVC	20

Shear Ring Coupling Benefits

- **Resists heavy earth loads and shear forces**
- **Provides improved pipe alignment**
- **Quick and simple connection**
- **Makes rigid and long lasting joints**
- **Connects same or different pipe material**

FLEXIBLE CONNECTORS

EVERCONNECT™

- **Flexible connectors ensures leak-proof pipe seal on virtually any pipe material.**
- **Connects same or different pipe sizes quickly and easily.**
- **Corrosion-resistant stainless steel clamps ensure secure and safe connection.**

Conforms to ASTM C 1173, CSA B 602



CI, PLASTIC, COPPER, STEEL - FLEXIBLE FITTINGS

*** NEW**



CAST IRON / PVC COUPLINGS

	PART #	DESCRIPTION	PACKING
	4842	3/4" x 3/4" Coupling	100
	4822	1" x 1" Coupling	100
	4823	1-1/4" x 1-1/4" Coupling	100
	4824	1-1/2" x 1-1/2" Coupling	100
	4825	2" x 2" Coupling	100
	4826	3" x 3" Coupling	50
	4827	4" x 4" Coupling	50
	4820	5" x 5" Coupling	20
	4828	6" x 6" Coupling	12
	4839	8" x 8" Coupling	8
*	4844	10" x 10" Coupling	4
*	4845	12" x 12" Coupling	2

EXTRA LONG COUPLING

PART #	DESCRIPTION	PACKING
RAV448	4" x 4" x 8" Long	12



CAST IRON / PVC REDUCING COUPLINGS

PART #	DESCRIPTION	PACKING
4829	1-1/2" x 1-1/4" Reducing Coupling	100
4830	2" x 1-1/4" Reducing Coupling	100
4831	2" x 1-1/2" Reducing Coupling	100
4832	3" x 1-1/2" Reducing Coupling	50
4833	3" x 2" Reducing Coupling	50
4834	4" x 1-1/2" Reducing Coupling	50
4835	4" x 2" Reducing Coupling	50
4836	4" x 3" Reducing Coupling	50
4847	5" x 3" Reducing Coupling	20
4837	5" x 4" Reducing Coupling	20
4848	6" x 3" Reducing Coupling	20
4838	6" x 4" Reducing Coupling	20
4840	8" x 4" Reducing Coupling	8
4841	8" x 6" Reducing Coupling	8
4846	6" x 5" Reducing Coupling	20



CAST IRON / PVC TEE

PART #	DESCRIPTION	PACKING
4856	1-1/2" Tee	50
4857	2" Tee	50
4858	3" Tee	20
4859	4" Tee	25



CAST IRON / PVC ELBOW

PART #	DESCRIPTION	PACKING
4852	1-1/2" Elbow	50
4853	2" Elbow	50
4854	3" Elbow	25
4855	4" Elbow	25

FLEXIBLE CONNECTORS

CLAY TO CLAY & CLAY TO CI / PVC COUPLINGS



* NEW

CLAY TO CLAY COUPLINGS

	PART #	DESCRIPTION	PACKING
*	401-44	4″ Clay x 4″ Clay	12
*	401-66	6″ Clay x 6″ Clay	8

CLAY TO CAST IRON / PVC COUPLINGS

PART #	DESCRIPTION	PACKING
4874	4" Clay x 3" C.I./PVC	12
4867	4" Clay x 4" C.I./PVC	12
4868	6" Clay x 4" C.I./PVC	8
4869	6" Clay x 6" C.I./PVC	8
4876	8" Clay x 8" C.I./PVC	4
4879	10" Clay x 10" C.I./PVC	4

CONCRETE TO CI / PVC COUPLINGS



CONCRETE TO CAST IRON / PVC COUPLINGS

	PART #	DESCRIPTION	PACKING
*	406-44	4" Concrete x 4" C.I./PVC	18
*	406-64	6" Concrete x 4" C.I./PVC	12
*	406-66	6" Concrete x 6" C.I./PVC	12

SOCKET TO SOCKET / SOCKET TO CI / PVC COUPLINGS



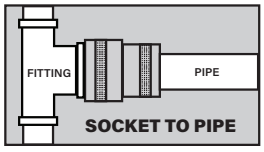

SOCKET TO SOCKET COUPLINGS

	PART #	DESCRIPTION	PACKING
*	460-150	1-1/2" Socket x 1-1/2" Socket	50
*	460-22	2" Socket x 2" Socket	50
*	460-33	3" Socket x 3" Socket	24
*	460-44	4" Socket x 4" Socket	24

SOCKET TO CAST IRON / PVC COUPLINGS

	PART #	DESCRIPTION	PACKING
*	459-150	1-1/2" Socket x 1-1/2" C.I./PVC	50
*	459-22	2" Socket x 2" C.I./PVC	50
*	459-33	3" Socket x 3" C.I./PVC	24
*	459-44	4" Socket x 4" C.I./PVC	24

FLEXIBLE CONNECTORS

EVERCONNECT™

PIPE HUB DONUTS



FEATURES

- Used for compression sealing of sewer pipe joints and DWV conections
- Creates a strong lasting joint
- Made of elastomeric compound
- Corrosion proof

PART #	DESCRIPTION	PACKING
4880	2″ x 1-1/2″ Pipe Hub Donut	100
4860	2" x 2" Hub Donut	100
4862	3" x 2" Hub Donut	50
4861	3" x 3" Hub Donut	50
4864	4" x 3" Hub Donut	50
4863	4" x 4" Hub Donut	50

MULTI-TITE PIPE GASKET



*** NEW**

FEATURES

- Multi rings aid in an easy installation
- Meets ASTM C564

	PART #	DESCRIPTION	PACKING
*	**SWG20**	2″ Multi-Tite Service Weight Soil Pipe Gasket	75
*	**SWG30**	3″ Multi-Tite Service Weight Soil Pipe Gasket	40
*	**SWG40**	4″ Multi-Tite Service Weight Soil Pipe Gasket	25
*	**SWG50**	5″ Multi-Tite Service Weight Soil Pipe Gasket	30
*	**SWG60**	6″ Multi-Tite Service Weight Soil Pipe Gasket	25
*	**SWG80**	8″ Multi-Tite Service Weight Soil Pipe Gasket	20

DUAL-TITE PIPE GASKET



*** NEW**

FEATURES

- Easy to install
- Meets ASTM C564

	PART #	DESCRIPTION	PACKING
*	**DTG20**	2" Dual-Tite Service Weight Pipe Gasket	75
*	**DTG30**	3" Dual-Tite Service Weight Pipe Gasket	40
*	**DTG40**	4" Dual-Tite Service Weight Pipe Gasket	25
*	**DTG50**	5" Dual-Tite Service Weight Pipe Gasket	30
*	**DTG60**	6" Dual-Tite Service Weight Pipe Gasket	30
*	**DTG80**	8" Dual-Tite Service Weight Pipe Gasket	20
*	**DTG100**	10" Dual-Tite Service Weight Pipe Gasket	1
*	**DTG120**	12" Dual-Tite Service Weight Pipe Gasket	1
*	**DXG20**	2" XH Dual-Tite Pipe Gasket	75
*	**DXG30**	3" XH Dual-Tite Pipe Gasket	40
*	**DXG40**	4" XH Dual-Tite Pipe Gasket	25
*	**DXG50**	5" XH Dual-Tite Pipe Gasket	30
*	**DXG60**	6" XH Dual-Tite Pipe Gasket	25
*	**DXG80**	8" XH Dual-Tite Pipe Gasket	20
*	**DXG100**	10" XH Dual-Tite Pipe Gasket	1
*	**DXG120**	12" XH Dual-Tite Pipe Gasket	1

WASHER HOSE GRIPPER



FEATURES

- Securely attaches a washing machine hose to a drain pipe
- Vents to allow for air flow
- Prevents washer hose leaks

PART #	DESCRIPTION	PACKING
4866	Washer Hose Gripper	100

DRAIN / TRAP & TUBULAR CONNECTORS

*** NEW**



DWV PIPE TO TUBULAR

PART #	DESCRIPTION	PACKING
4812	1-1/2" PVC x 1-1/2" or 1-1/4" Tubular	100
4813	2" PVC x 1-1/2" or 1-1/4" Tubular	100

TUBULAR TO TUBULAR

PART #	DESCRIPTION	PACKING
4814	1-1/2" or 1-1/4" Tubular x 1-1/2" or 1-1/4" Tubular	100



DWV PIPE TO PLASTIC / COPPER

	PART #	DESCRIPTION	PACKING
*	**4877**	1-1/2" or 1-1/4" Tubular x 3/4" / 1" Plastic or 1" Copper	100
*	**4878**	2" PVC x 3/4" / 1" Plastic or 1" Copper	100



DISHWASHER DRAIN CONNECTOR UNIVERSAL FIT

	PART #	DESCRIPTION	PACKING
*	**4801DW**	Dishwasher Drain Connector Universal Fit 5/8", 3/4", 7/8", 1"	100

FLEXIBLE DRAIN TRAP



FEATURES

- Replaces plastic or metal drain traps
- Easy, fast and secure installation
- Works with 1-1/4" tubular inlet

PART #	DESCRIPTION	PACKING
4865	1-1/2" Flex drain trap	36

ACCESSORIES

FLEXIBLE FILL-TEST-DRAIN CAP W/ PIPE NIPPLE OUTLET

* NEW

- Multi-Function & Versatile Design
- Dual Threaded ¾ MPT & ½ FPT Outlet
- Can Be Mounted to Hose Bib, Test Gauge, Hose & More
- Integrated Pipe Nipple Molded Directly into Rubber Cap provides increased durability





	PART #	DESCRIPTION	PACKING
*	480T-15	1-1/2" Flexible Test Cap w/ 3/4"M x 1/2"F Nipple Outlet	96
*	480T-20	2" Flexible Test Cap w/ 3/4"M x 1/2"F Nipple Outlet	96
*	480T-30	3" Flexible Test Cap w/ 3/4"M x 1/2"F Nipple Outlet	48
*	480T-40	4" Flexible Test Cap w/ 3/4"M x 1/2"F Nipple Outlet	48

FILL-TEST CAP & VALVE



FEATURES

- Allows for easy testing & draining of system
- Easy 1/4 turn valve shut off
- Stainless steel handle & nut
- Made from durable rubber material
- Stainless steel band & clamp
- For outdoor use

PART #	DESCRIPTION	PACKING
WTC112	1-1/2" Water Test Cap w/ Hose Bib	36
WTC2	2" Water Test Cap w/ Hose Bib	25
WTC3	3" Water Test Cap w/ Hose Bib	16
WTC4	4" Water Test Cap w/ Hose Bib	9

FLEXIBLE PIPE CAPS



FEATURES

- For DWV piping, cast iron, plastic, copper or schedule 40 steel pipe
- Conforms to CSA B 602

PART #	DESCRIPTION	PACKING
17112	1-1/2" Pipe Cap	100
1720	2" Pipe Cap	100
1730	3" Pipe Cap	50
1740	4" Pipe Cap	50
1750	5" Pipe Cap	20
1760	6" Pipe Cap	20
1780	8" Pipe Cap	4
1710	10" Pipe Cap	4
1712	12" Pipe Cap	4

TEST PLUGS



FEATURES

- Installs into pipe to test for leaks
- Galvanized steel flange with molded rubber gasket
- Wing nut for easy installation
- Use for plastic, cast iron, steel or iron pipe

PART #	DESCRIPTION	PACKING
18112	1-1/2" Test Plug	200
1820	2" Test Plug	100
1830	3" Test Plug	50
1840	4" Test Plug	50
1860	6" Test Plug	50

NO-HUB TORQUE WRENCH



FEATURES

- Tightens coupling bands
- Automatic release at 60 inch lbs. torque
- Ratchet mechanism
- Reversing lever

PART #	DESCRIPTION	PACKING
1400	No-Hub Torque Wrench	100

SUMP PUMP CHECK VALVES



FEATURES

- Stainless steel clamps
- Strong and durable body
- Durable flapper design checks back flow of water and sewer gas
- Easy slip fit No Hub connection design for simple installation
- Can be installed in vertical or horizontal configuration
- For Plastic, Cast iron or Steel pipes.
- ASTM C1173

PART #	DESCRIPTION	PACKING
SPCV112	1-1/4" or 1-1/2"	48
SPCV22	2" x 2"	24

3" EJECTOR CHECK VALVE



- Strong PVC body
- Easy slip fit No Hub connection design for simple installation

PART #	DESCRIPTION	PACKING
SPEV300	3" x 3"	6

HOSE CLAMPS

- Available in Stainless Steel & All Stainless Steel
- Sizes SAE 4 to SAE 104
- 5/16" slotted hex head
  1/4" slotted hex head on micro clamps
- Durable 300 Grade Stainless Steel provides corrosion resistance
- Sold by packs of 10

STAINLESS STEEL HOSE CLAMPS

300 GRADE STAINLESS STEEL



10 PACK

All Stainless Steel Hose Clamps

- Stainless Steel Band, Housing & Screw

Sold & Priced by Packs of 10

PART #	SAE	WIDTH	SIZE RANGE	INNER	MASTER
G62-04	4	5/16" micro	5/16" - 5/8"	1	100
G62-06	6	5/16" micro	5/16" - 7/8"	1	100
G67-06	6	1/2"	3/8" - 7/8"	1	100
G67-08	8	1/2"	3/8" - 1"	1	50
G67-10	10	1/2"	1/2" - 1-1/16"	1	50
G67-12	12	1/2"	1/2" - 1-1/4"	1	50
G67-16	16	1/2"	3/4" - 1-1/2"	1	50
G67-20	20	1/2"	3/4" - 1-3/4"	1	50
G67-24	24	1/2"	1" - 2"	1	50
G67-28	28	1/2"	1"- 2-1/4"	1	50
G67-32	32	1/2"	1-1/4" - 2-1/2"	1	50
G67-36	36	1/2"	3/4" - 2-3/4"	1	50
G67-44	44	1/2"	1" - 3-1/4"	1	50
G67-48	48	1/2"	1-1/4"- 3-1/2"	1	20
G67-52	52	1/2"	1-1/2" - 3-3/4"	1	20
G67-64	64	1/2"	2-1/4" - 4-1/2"	1	20
G67-72	72	1/2"	2-3/4" - 5"	1	20
G67-88	88	1/2"	3-3/4" - 6"	1	20
G67-104	104	1/2"	4-3/4" - 7"	1	10



10 PACK

Stainless Steel Hose Clamps

- Stainless Steel Band & Housing, Zinc Plated Screw

Sold & Priced by Packs of 10

PART #	SAE	WIDTH	SIZE RANGE	INNER	MASTER
G52-04	4	5/16" micro	5/16" - 5/8"	1	100
G52-06	6	5/16" micro	5/16" - 7/8"	1	100
G57-06	6	1/2"	3/8" - 7/8"	1	100
G57-08	8	1/2"	3/8" - 1"	1	50
G57-10	10	1/2"	1/2" - 1-1/16"	1	50
G57-12	12	1/2"	1/2" - 1-1/4"	1	50
G57-16	16	1/2"	3/4" - 1-1/2"	1	50
G57-20	20	1/2"	3/4" - 1-3/4"	1	50
G57-24	24	1/2"	1" - 2"	1	50
G57-28	28	1/2"	1"- 2-1/4"	1	50
G57-32	32	1/2"	1-1/4" - 2-1/2"	1	50
G57-36	36	1/2"	3/4" - 2-3/4"	1	50
G57-44	44	1/2"	1" - 3-1/4"	1	50
G57-48	48	1/2"	1-1/4"- 3-1/2"	1	20
G57-52	52	1/2"	1-1/2" - 3-3/4"	1	20
G57-64	64	1/2"	2-1/4" - 4-1/2"	1	20
G57-72	72	1/2"	2-3/4" - 5"	1	20
G57-88	88	1/2"	3-3/4" - 6"	1	20
G57-104	104	1/2"	4-3/4" - 7"	1	10

All Stainless Steel Hose Clamps

- Available in Size 16 SAE 30 Pack Jar & Assorted Sizes 30 Pack Jar

30PC JAR Assort All Stainless Gear Clamp Sizes #4 Thru #44

30PC JAR #16 All Stainless Gear Clamp 1/2" Band & Ss Screw 3/4" - 1-1/2"



30 PACK

PART #	SAE	WIDTH	SIZE RANGE	INNER	MASTER
G67-16J30	16	1/2"	3/4" - 1-1/2"	1	10
G67-AJ30	4-44	1/2"	30 PK ASSORTED	1	10

All Stainless Steel Hose Clamps Kit

- Available in Assorted Sizes 6 Piece Blister Pack & Assorted Sizes 20 Pack Plastic Case

6PC CARDED Assort All Stainless GEAR CLAMP #4(2) #12(2) #28(2)

20PC KIT Assort All Stainless Gear Clamp Sizes #6 Thru #36)



6 PACK & 20 PACK

PART #	SAE	WIDTH	SIZE RANGE	INNER	MASTER
G67-AC6	4-28	1/2"	6 PC ASSORTED	1	10
G67-AK20	4-36	1/2"	20 PC ASSORTED	1	10

EVERCONNECT™



EVERFLOW™

Tel: 908.436.1100 Fax: 908.436.1162

www.everflowsupplies.com

8 04595 11020 1

CT-EC0723

PEXFLOW™

PEX

CATALOG



PEXFLOW™

The Complete PEX Solution

ASTM F1960 EXPANSION PEX

ASTM F1807 CRIMP PEX

ASTM F2159 CRIMP PEX



Fittings

- Plastic Fittings
- Brass Fittings
- SS Fittings
- Press & CPVC Adapters

Tubing

- PEX-A
- PEX-B

Valves

- F1960 PEX
- F1807 PEX

Accessories

- Stub Outs
- Sleeves
- Monoflow Tees
- Radiant Manifolds
- Tools

TABLE OF CONTENTS

PEXFLOW™

- PEX-A Tubing [pg.4-9] — PEX A
- Expansion PEX Valves [pg.10-13,21] — ASTM F1960 EXPANSION PEX
- Expansion PEX Fittings [pg.15-20] — ASTM F1960 EXPANSION PEX
- PEX-B Tubing [pg.22-23] — PEX B
- Crimp PEX Valves [pg.24-28,37] — ASTM F1807 CRIMP PEX
- Crimp PEX Fittings [pg.30-34,36] — ASTM F2159 CRIMP PEX; ASTM F1807 CRIMP PEX
- PEX Specialty Products [pg.14,29]
- PEX Radiant Manifolds [pg.35] — PRO SERIES
- Clamps [pg.37]
- PEX Tools [pg.38-42] — RAVEN



PEXFLOW™
EXPANSION PIPING SYSTEM

PEX A ULTIMATE FLEXIBILITY

- Most flexible
- Tightest bend radius
- Least likely to kink
- Thermal memory
- Elastic memory
- Shape memory
- Highest degree of crosslinking
- Resistant to crack propagation

NSF

FOR USE WITH
ASTM F1960 EXPANSION PEX
ASTM F1807 CRIMP PEX
FITTING SYSTEMS

25 YEARS WARRANTY

The PEX-A Advantage

Proven Performance

PEX-A tubing has more than 45 years of proven performance in plumbing, fire sprinkler, radiant heating/cooling, hydronic piping and pre-insulated piping. More than 20 billion feet of PEX-A tubing is in service around the world.

Superior Material

PEX-A is considered the industry's most superior tubing because crosslinking is done during the manufacturing process when polyethylene is in its amorphic state (above the crystalline melting point). Because of this, the degree of crosslinking reaches around 85%, resulting in a more uniform product with no weak links in the molecular chain. The properties in PEX-A tubing make it the most flexible PEX on the market. This allows the tubing the tightest bend radius available — as little as 3½" for ½" tubing. Its flexibility also greatly reduces the instance of kinked tubing. This allows the repair of kinked tubing with a simple shot of heat from a heat gun.

Thermal Memory

Thermal memory is the ability to repair accidental kinks in PEX-A piping with a controlled heating source, such as a heat gun. The controlled heat quickly eliminates the kink in minutes, while the pipe is restored to its original durability.

Elastic Memory

Elastic memory refers specifically to how PEX-A piping will quickly return to its original shape. This allows Coils of tubing to effortlessly straighten to its original shape, allowing for easier and quicker installations.

Shape Memory

Shape memory allows PEX-A tubing to expand and then shrink back to normal size, creating strong, durable and reliable expansion fitting connections.

Benefits

Because expansion pex fittings are larger than the pipe inner diameter, "dry-fit" pipe connections are physically impossible. This eliminates the posibility of installer neglecting to solder, glue or crimp a fitting, resulting in costly leaks inside the walls of a completed project. An ASTM F1960 fitting requires the connection be fully made, permitting quick visual confirmation: If you can see the fitting is inside the pipe, the connection is done.

PRODUCT DATA SHEET

PEXFLOW™
EXPANSION PIPING SYSTEM

PEXFLOW™
PEX-A TUBING
COILS & STRAIGHT LENGTHS



Product Application

Potable Water Tubing
Potable water tubing used primarily for water distribution, but can also be used in radiant heating and cooling systems containing no ferrous corrodible components or where ferrous components are isolated from the tubing.

Oxygen Barrier Tubing
Oxygen barrier tubing used for closed-loop heating and cooling applications, including radiant and hydronic distribution. It has an oxygen diffusion barrier that meets German DIN 4726/9. A polyethylene layer is extruded over the oxygen barrier to protect from site abuse and moisture saturation.

Technical Data

Material:
Crosslinked Polyethylene Material; Manufactured using Superior PEX-A Method. Oxygen Barrier tubing has added barrier.

Standard grade hydrostatic ratings:
200°F at 80 psi (93°C at 5.5 bar)
180°F at 100 psi (82°C at 6.9 bar)
73.4°F at 160 psi (23°C at 11 bar)
½”, ¾”, 1”, (1¼”, 1½” and 2” White only):
120°F (49°C) at 130 psi (896 kPa)

Thermal Conductivity:
0.22 BTU/h/ft/°F

Linear Expansion Rate:
1.10”/10°F/100’ (27.94mm/5.56°C/30.48m)

Minimum Bend Radius:
6 x OD at 20°C

Installation:
Approved for use with ASTM F1960 & ASTM F1807 connections, in accordance to Pexflow Installation guide.

Approvals:
NSF Certified to ASTM F876/877 & CSA B137.5-2017 / 2011a - per NSF/ANSI 14, NSF/ANSI 61 & NSF/ANSI 372

Standards:
ANSI/NSF 14; ANSI/NSF 61; ASTM F876; ASTM F877; ASTM F1960; ASTM F2023; ASTM E84; CAN/ULC S102.2; ASTM E119/UL 263; CAN/ULC S101; ASTM E814/ULC S115; AWWA C904; CSA B137.5; CSA B214

Plenum Rating:
25 flame spread / 50 smoke developed to ASTM E84:
- 1/2” and 3/4” with spacing of 18” between each run of tubing
- 1” through 2” when insulated with 1/2” fiberglass insulation

CAN/ULC S102.2:
- 1/2” through 1” with spacing of 18” between each run of tubing
- 1-1/4” through 2” when insulated with 1/2” fiberglass insulation

Tube Dimensions						
Size	**1/2"**	**3/4"**	**1"**	**1-1/4"**	**1-1/2”**	**2"**
OD	0.625"	0.875"	1.125"	1.375"	1.625"	2.125"
ID	0.475	0.671"	0.862"	1.054"	1.244"	1.629"

Available Sizes

Potable	20’ Straight						100’ Coils						300’ Coils						500’ Coils			1000’ Coils
■ RED	1/2”	3/4”	1”	-	-	-	1/2”	3/4”	1”	-	-	-	1/2”	3/4”	1”	-	-	-	1/2”	3/4”	1”	1/2”
■ BLUE	1/2”	3/4”	1”	-	-	-	1/2”	3/4”	1”	-	-	-	1/2”	3/4”	1”	-	-	-	1/2”	3/4”	1”	1/2”
■ WHITE	1/2”	3/4”	1”	1-1/4”	1-1/2”	2”	1/2”	3/4”	1”	1-1/4”	1-1/2”	2”	1/2”	3/4”	1”	1-1/4”	1-1/2”	2”	1/2”	3/4”	1”	1/2”

Barrier	20’ Straight						100’ Coils						300’ Coils						500’ Coils			1000’ Coils
■ WHITE	1/2”	3/4”	1”	1-1/4”	1-1/2”	2”	1/2”	3/4”	1”	1-1/4”	1-1/2”	2”	1/2”	3/4”	1”	1-1/4”	1-1/2”	2”	1/2”	3/4”	1”	1/2”

Why PEX-A Over PE-RT?

PEXFLOW™ EXPANSION PIPING SYSTEM



Benefits of Choosing PEX-A

With more than 45 years of proven performance, PEX-A is the leader in flexible plastic piping systems. It is the worlds most tested and approved PEX piping product. It's high degree of crosslinking makes it the toughest - but still most flexible pipe on the market.

PE-RT is made of non-crosslinked piping material, that is simply not as strong. It does not meet ASTM F876/877 testing standards for burst and pressure.

Features	PEX-A	PE-RT
Kink Repairable	✔	✖
200F temperature rating	✔	✖
potable listing for barrier pipe	✔	✖
Freeze Resistance	✔	✖
Over 4 decades of proven performance	✔	✖
Most tested pex pipe on market	✔	✖
Cross-Linked	✔	✖
Thermal Memory	✔	✖
Meets ASTM F876/877 burst standards	✔	✖
Best cold weather workability	✔	✖

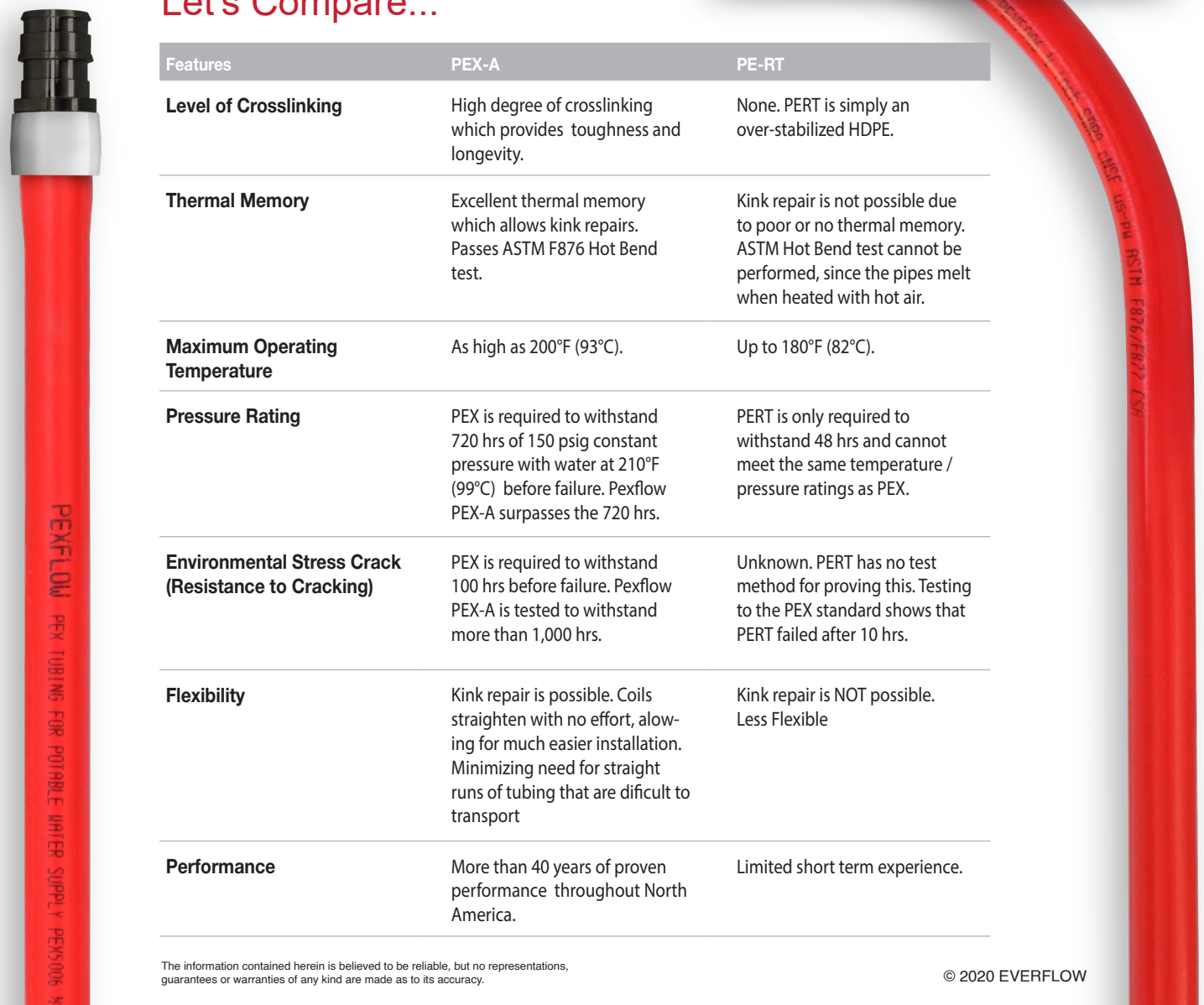

Let's Compare...

Features	PEX-A	PE-RT
Level of Crosslinking	High degree of crosslinking which provides toughness and longevity.	None. PERT is simply an over-stabilized HDPE.
Thermal Memory	Excellent thermal memory which allows kink repairs. Passes ASTM F876 Hot Bend test.	Kink repair is not possible due to poor or no thermal memory. ASTM Hot Bend test cannot be performed, since the pipes melt when heated with hot air.
Maximum Operating Temperature	As high as 200°F (93°C).	Up to 180°F (82°C).
Pressure Rating	PEX is required to withstand 720 hrs of 150 psig constant pressure with water at 210°F (99°C) before failure. Pexflow PEX-A surpasses the 720 hrs.	PERT is only required to withstand 48 hrs and cannot meet the same temperature / pressure ratings as PEX.
Environmental Stress Crack (Resistance to Cracking)	PEX is required to withstand 100 hrs before failure. Pexflow PEX-A is tested to withstand more than 1,000 hrs.	Unknown. PERT has no test method for proving this. Testing to the PEX standard shows that PERT failed after 10 hrs.
Flexibility	Kink repair is possible. Coils straighten with no effort, alow-ing for much easier installation. Minimizing need for straight runs of tubing that are dificult to transport	Kink repair is NOT possible. Less Flexible
Performance	More than 40 years of proven performance throughout North America.	Limited short term experience.

The information contained herein is believed to be reliable, but no representations, guarantees or warranties of any kind are made as to its accuracy.

© 2020 EVERFLOW

PEX A

For use with:

ASTM F1960 EXPANSION PEX

ASTM F1807 CRIMP PEX

PEX-A Tubing - Potable Water



RED #	BLUE #	WHITE #	DESCRIPTION	INNER	MASTER
A-PFW-R1220	A-PFW-B1220	A-PFW-W1220	1/2" x 20' STRAIGHT	1	50
A-PFW-R12100	A-PFW-B12100	A-PFW-W12100	1/2" x 100' COIL	1	1
A-PFW-R12300	A-PFW-B12300	A-PFW-W12300	1/2" x 300' COIL	1	1
A-PFW-R12500	A-PFW-B12500	A-PFW-W12500	1/2" x 500' COIL	1	1
A-PFW-R121000	A-PFW-B121000	A-PFW-W121000	1/2" x 1000' COIL	1	1
A-PFW-R3420	A-PFW-B3420	A-PFW-W3420	3/4" x 20' STRAIGHT	1	25
A-PFW-R34100	A-PFW-B34100	A-PFW-W34100	3/4" x 100' COIL	1	1
A-PFW-R34300	A-PFW-B34300	A-PFW-W34300	3/4" x 300' COIL	1	1
A-PFW-R34500	A-PFW-B34500	A-PFW-W34500	3/4" x 500' COIL	1	1
A-PFW-R120	A-PFW-B120	A-PFW-W120	1" x 20' STRAIGHT	1	10
A-PFW-R1100	A-PFW-B1100	A-PFW-W1100	1" x 100' COIL	1	1
A-PFW-R1300	A-PFW-B1300	A-PFW-W1300	1" x 300' COIL	1	1
A-PFW-R1500	A-PFW-B1500	A-PFW-W1500	1" x 500' COIL	1	1
-	-	A-PFW-W11420	1-1/4" x 20' STRAIGHT	1	6
-	-	A-PFW-W114100	1-1/4" x 100' COIL	1	1
-	-	A-PFW-W11220	1-1/2" x 20' STRAIGHT	1	8
-	-	A-PFW-W112100	1-1/2" x 100' COIL	1	1
-	-	A-PFW-W220	2" x 20' STRAIGHT	1	5
-	-	A-PFW-W2100	2" x 100' COIL	1	1

PEX-A Tubing - Oxygen Barrier White



PART #	DESCRIPTION	INNER	MASTER
A-PFR-W1220	1/2" x 20' STRAIGHT	1	50
A-PFR-W12100	1/2" x 100' COIL	1	1
A-PFR-W12300	1/2" x 300' COIL	1	1
A-PFR-W12500	1/2" x 500' COIL	1	1
A-PFR-W121000	1/2" x 1000' COIL	1	1
A-PFR-W3420	3/4" x 20' STRAIGHT	1	25
A-PFR-W34100	3/4" x 100' COIL	1	1
A-PFR-W34300	3/4" x 300' COIL	1	1
A-PFR-W34500	3/4" x 500' COIL	1	1
A-PFR-W120	1" x 20' STRAIGHT	1	10
A-PFR-W1100	1" x 100' COIL	1	1
A-PFR-W1300	1" x 300' COIL	1	1
A-PFR-W1500	1" x 500' COIL	1	1
A-PFR-W11420	1-1/4" x 20' STRAIGHT	1	6
A-PFR-W114100	1-1/4" x 100' COIL	1	1
A-PFR-W11220	1-1/2" x 20' STRAIGHT	1	8
A-PFR-W112100	1-1/2" x 100' COIL	1	1
A-PFR-W220	2" x 20' STRAIGHT	1	5
A-PFR-W2100	2" x 100' COIL	1	1

PEXFLOW™ PIPING SYSTEM

PRE-SLEEVED PEX PIPE

Corrugated HDPE pre-sleeved PEX-A tubing is ideal for commercial high-rise and residential slab rollout applications.

Sleeve provides protection for installations in concrete slabs or soil and allows for easy replacement of tubing.



Technical Data
Corrugated Sheath

Material:
Produced with High Density Polyethylene (HDPE)

Operating Temperature:
-40°F to 275°F (-40°C to 135°C)

Pinch & Abrasion Resistance:
Good

Flammability*:
UL94HB

Standards - Corrugated Sheath
ASTM D4101

Tubing

PEXFLOW™ PEX-A potable water tubing.

Tubing Approvals & Standards

NSF Certified to ASTM F876/877 & CSA B137.5-2017 / 2011a per ANSI/NSF 14, ANSI/NSF 61 & ANSI/NSF 372

Conforms to: ASTM F1960; ASTM F2023; ASTM E84; CAN/ULC S102.2; ASTM E119/UL 263; CAN/ULC S101; ASTM E814/ULC S115; AWWA C904; CSA B214

Installation

Must follow PEX-A tubing installation guidelines and specifications

*Based on the UI 94 Standard Test for Flammability of Plastic Materials.
Classifications are per ASTM test methods for raw materials. Conditions do not apply to finished product.
Materials classified as 94HB meet horizontal burn test requirements.

sales@everflowsupplies.com · 908-436-1100 · fax: 908-436-1162

EVERFLOW™



PEX A

For use with:

ASTM F1960 EXPANSION PEX

ASTM F1807 CRIMP PEX

Pre-Sleeved PEX-A Pipe in Pipe Tubing - Potable Water



- Available in 1/2", 3/4" & 1"
- Blue and red colored sleeves for easy identification of hot & cold water lines
- High compression strength
- Quick & easy removal of tubing without having to break up slab or soil

RED #	SIZE	LENGTH	TYPE	SHEATH COLOR	QTY
AP-PFW-B12300	**1/2"**	**300'**	Coil	Blue	1
AP-PFW-R12300	**1/2"**	**300'**	Coil	Red	1
AP-PFW-B34300	**3/4"**	**300'**	Coil	Blue	1
AP-PFW-R34300	**3/4"**	**300'**	Coil	Red	1
AP-PFW-B1300	**1"**	**300'**	Coil	Blue	1
AP-PFW-R1300	**1"**	**300'**	Coil	Red	1

Coil Dimensions

SIZE	SHEATH OD	300' COIL OD	300' COIL HEIGHT
1/2" Pre-sleeved Coil	1.02" (26mm)	25.9" (650mm)	3.98" (100mm)
3/4" Pre-sleeved Coil	1.26" (32mm)	29.8" (750mm)	3.98" (100mm)
1" Pre-sleeved Coil	1.57" (40mm)	29.4" (740mm)	6.76" (170mm)

F1960 Pex Ball Valve

CSA Certified • Lead Free • Full Port • 600 WOG







- Dezincification Resistant (DZR) Lead Free Brass Material
- Blow Out Proof Stem Design
- Stainless Steel Ball
- Vinyl Grip Handle
- Expansion Pex Ends Conform to ASTM F1960
- Certified to NSF/ANSI-61, NSF/ANSI-372 , NSF/ANSI-14
- 400 psi WOG 150 psi WSP Service
- Temperature Range : -20°F to 300°F

600F Series F1960 Pex Ball Valve

PART #	SIZE	DESCRIPTION	INNER	MASTER
600F012-NL	1/2"	F1960 Pex Ball Valve	10	100
600F034-NL	3/4"	F1960 Pex Ball Valve	10	100
600F001-NL	1"	F1960 Pex Ball Valve	10	100
600F112-NL	1-1/2"	F1960 Pex Ball Valve	10	100
600F134-NL	1-3/4"	F1960 Pex Ball Valve	10	100
600F002-NL	2"	F1960 Pex Ball Valve	10	100

615F Series F1960 Pex T-Handle Ball Valve

PART #	SIZE	DESCRIPTION	INNER	MASTER
615F012-NL	1/2"	F1960 Pex T-Handle Ball Valve	10	100
615F034-NL	3/4"	F1960 Pex T-Handle Ball Valve	10	100
615F001-NL	1"	F1960 Pex T-Handle Ball Valve	10	100

405 Series F1960 Pex Ball Valve w/ Drain

PART #	SIZE	DESCRIPTION	INNER	MASTER
405F012-NL	1/2"	F1960 Pex Ball Valve	10	100
405F034-NL	3/4"	F1960 Pex Ball Valve	10	100
405F001-NL	1"	F1960 Pex Ball Valve	10	100

F1960 Drop Ear Pex Valves

Solid Brass Drop Ears • Lead Free • 600 WOG





- Dezincification Resistant (DZR) Lead Free Brass Material
- Elongated Mounting Ears For Easy Installation
- Stainless Steel Ball
- PTFE Seats
- Expansion Pex Ends Conform to ASTM F1960
- Certified to NSF/ANSI-61, NSF/ANSI-372, NSF/ANSI-14
- 600 psi WOG 150 psi (WSP) Service
- Temperature Range : -20°F to 300°F

806W Series F1960 Drop Ear Pex Valve

PART #	SIZE	DESCRIPTION	INNER	MASTER
806W-012-NL	1/2"	F1960 Pex Drop Ear Ball Valve	10	100
806W-034-NL	3/4"	F1960 Pex Drop Ear Ball Valve	10	100

807W Series F1960 Pex Valve w/ Drain

PART #	SIZE	DESCRIPTION	INNER	MASTER
807W-012-NL	1/2"	F1960 Pex Ball Valve	20	100
807W-034-NL	3/4"	F1960 Pex Ball Valve	10	50

F1960 Pex Adapter Ball Valves

RAVEN SPECIALTY PRODUCTS

Lead Free • Vinyl Grip Handle • 600 WOG

ASTM F1960 EXPANSION PEX



- Dezincification Resistant (DZR) Lead Free Brass Material
- Forged Brass Body
- Blow Out Proof Stem Design
- Stainless Steel Ball
- Expansion Pex Ends Conform to ASTM F1960
- Solder-Joint Conforms to ASME B16.22
- 600 psi WOG 150 psi WSP Service
- Temperature Range : -20°F to 300°F
- Certified to NSF/ANSI-61, NSF/ANSI-372 , NSF/ANSI-14

FSBL Series F1960 Pex x SWT Ball Valve

PART #	SIZE	DESCRIPTION	INNER	MASTER
FSBL-012-NL	1/2"	F1960 Pex X SWT Ball Valve	10	100
FSBL-034-NL	3/4"	F1960 Pex X SWT Ball Valve	10	100
FSBL-001-NL	1"	F1960 Pex X SWT Ball Valve	5	50

FFBL Series F1960 Pex x FIP Ball Valve

PART #	SIZE	DESCRIPTION	INNER	MASTER
FFBL-012-NL	1/2"	F1960 Pex X FIP Ball Valve	10	100
FFBL-034-NL	3/4"	F1960 Pex X FIP Ball Valve	10	100
FFBL-001-NL	1"	F1960 Pex X FIP Ball Valve	5	50

FMBL Series F1960 Pex x MIP Ball Valve

PART #	SIZE	DESCRIPTION	INNER	MASTER
FMBL-012-NL	1/2"	F1960 Pex X MIP Ball Valve	10	100
FMBL-034-NL	3/4"	F1960 Pex X MIP Ball Valve	10	100
FMBL-001-NL	1"	F1960 Pex X MIP Ball Valve	5	50

FRBL Series F1960 Pex x Press Ball Valve

PART #	SIZE	DESCRIPTION	INNER	MASTER
FRBL-012-NL	1/2"	F1960 PEX x Press Ball Valve	5	50
FRBL-034-NL	3/4"	F1960 PEX x Press Ball Valve	5	40
FRBL-001-NL	1"	F1960 PEX x Press Ball Valve	4	20

Tankless Water Heater Valves

FLEXTRON

NSF Compliant • Lead Free • Full Port Main Flow Channel

ASTM F1960 EXPANSION PEX



- Set of 2 Heavy Duty Forged Brass Ball Valves
- Full Port Main Flow Channel
- Large Drain Port Outlets
- Easy Identification of Hot & Cold Valves
- Lead Free Compliant

Tankless Water Heater Isolation Valve Kit

Hot/Cold Tankless Isolation Valves & Pressure Relief Valve

PART #	SIZE	CONNECTION	DESCRIPTION	QTY
FTGV-ISO34-F-KIT-LF	3/4"	F1960 PEX	1 Set H/C Iso. Valves + 3/4" Relief Valve	1 Set
FTGV-ISO1-F-KIT-LF	1"	F1960 PEX	1 Set H/C Iso. Valves + 3/4" Relief Valve	1 Set

Tankless Water Heater Isolation Valve

Set of Hot/Cold Tankless Isolation Valves

PART #	SIZE	CONNECTION	DESCRIPTION	QTY
FTGV-ISO34-F-LF	3/4"	F1960 PEX	1 Set H/C Iso. Valves	1 Set
FTGV-ISO1-F-LF	1"	F1960 PEX	1 Set H/C Iso. Valves	1 Set

706 Series High Flow Drain Ball Valve

Full Port • Reversible Handle • 3 Way Adjustable • Hose Drain



- Dezincification Resistant (DZR) Lead Free Brass Material
- High Flow Hose Drain
- Reversible Handle
- Blow-out Proof Stem
- Idividually controlled drain outlets
- Adjustable Packing Gland

Pex High Flow Drain Ball Valve

F1960 PEX PART #	SIZE	DESCRIPTION	INNER	MASTER
706F012-NL	1/2"	Pex x Pex x Hose Ball Valve	6	36
706F034-NL	3/4"	Pex x Pex x Hose Ball Valve	6	36
706F001-NL	1"	Pex x Pex x Hose Ball Valve	5	30
706F114-NL	1-1/4"	Pex x Pex x Hose Ball Valve	5	20
706F112-NL	1-1/2"	Pex x Pex x Hose Ball Valve	5	20
706F002-NL	2"	Pex x Pex x Hose Ball Valve	2	12

F1960 Pex Water Supply Stop

Chrome Plated

- One-piece Chrome Plated brass body provides strength, durability and long lasting performance
- Oval Chrome Plated Zinc handle provides a secure grip and smooth on/off operation
- Easy-to-remove handle with screw attachment
- Self Lubricating PTFE seats and double O-Ring for added safety



F1960 Pex 1/4 Turn Angle Stop

PART #	END TYPE	SIZE / DESCRIPTION	INNER	MASTER
F-81512PR-NL	PEX F1960	1/2" F1960 x 3/8" COMP	12	144

F1960 Pex 1/4 Turn Straight Stop

PART #	END TYPE	SIZE / DESCRIPTION	INNER	MASTER
F-82512PR-NL	F1960 PEX	1/2" F1960 x 3/8" COMP	12	144

F1960 Pex Water Supply Stop

Chrome Plated

- One-piece Chrome Plated brass body provides strength, durability and long lasting performance
- Chrome Plated Zinc lever handle
- Easy-to-remove handle with screw attachment
- Self Lubricating PTFE seats and double O-Ring for added safety



F1960 Pex Lever Handle Angle Supply Stop

PART #	END TYPE	SIZE / DESCRIPTION	INNER	MASTER
27-WA1214-NL	F1960 PEX	1/2" F1960 x 1/4" Comp Angle	10	100
27-WA12-NL	F1960 PEX	1/2" F1960 x 3/8" Comp Angle	10	100

F1960 Pex Lever Handle Straight Supply Stop

PART #	END TYPE	SIZE / DESCRIPTION	INNER	MASTER
27-WS12-NL	F1960 PEX	1/2" F1960 x 3/8" Comp Staright	10	100

F1960 Pex Drop Ear Valve

With Icemaker

- 1/4 Turn
- Lead Free
- Compatible with F1960 PEX
- Drop Ears for Secure Mounting



PART #	SIZE / DESCRIPTION	INNER	MASTER
WIMV12-NL	1/2" F1960 PEX x 1/4" Comp	10	100

sales@everflowsupplies.com · 908-436-1100 · fax: 908-436-1162

F1960 Pex Frost Free Sillcock

3/4" Hose x 1/2"

- Durable Chrome Plated Body Offers Superior Corrosion Resistance
- Extended-Hub Handwheel Allows for Easy On/Off Operation
- Includes Tapered Sill Wedge, for Easier Installation at Proper Angle
- Cold Working Pressure 125 PSI
- Truesdale Labs Certified to ANSI/NSF Standard 61-9/372

MULTI TURN



F1960 Pex Frost Free Sillcock

PART #	SIZE	DESCRIPTION	INNER	MASTER
6204F-NL	4"	F1960 Pex Chrome Plated Hose Bib	2	40
6206F-NL	6"	F1960 Pex Chrome Plated Hose Bib	2	40
6208F-NL	8"	F1960 Pex Chrome Plated Hose Bib	2	40
6210F-NL	10"	F1960 Pex Chrome Plated Hose Bib	2	40
6212F-NL	12"	F1960 Pex Chrome Plated Hose Bib	2	40
6214F-NL	14"	F1960 Pex Chrome Plated Hose Bib	2	40



With Vacuum Breaker

PART #	SIZE	DESCRIPTION	INNER	MASTER
62041F-NL	4"	F1960 Pex Chrome Plated Hose Bib	2	40
62061F-NL	6"	F1960 Pex Chrome Plated Hose Bib	2	40
62081F-NL	8"	F1960 Pex Chrome Plated Hose Bib	2	40
62101F-NL	10"	F1960 Pex Chrome Plated Hose Bib	2	40
62121F-NL	12"	F1960 Pex Chrome Plated Hose Bib	2	40

For Caps and Replacement Parts See Our Valves Catalog.

Chrome Plated Lever Handle Sillcock

RAVEN SPECIALTY PRODUCTS

Oversized Flange • 1/4 Turn On/Off • High Grade Corrosion Resistant Material



- Design for Multi Purpose Outdoor and Indoor Installations
- High Grade Construction Provides Added Resistance to Corrosion
- Stainless Steel Handle & Nuts
- Suitable For a Full Range of Liquids
- Adjustable Stem Sacking Gland
- Extended Bib Threads for Secure Connection
- Oversized Flange for Added Protection and Ease of Installation
- Easy Grip Lever Handle Provides Quick 1/4 Turn On/Off Operation
- Operating Temp 33°F - 300°F
- Max. Operating Pressure 360 PSI
- Patented Item
- Lead Free Models Conform to NSF/ANSI-61/372

LEAD FREE PART #	PART #	SIZE	DESCRIPTION	INNER	MASTER
1165WIR-NL	**1165-WIR**	1/2"	Pex F1960	10	50

F1960 PEX Specialty

F1960 x CPVC Adapter



PART #	SIZE	INNER	MASTER
BRCPEF012-NL	1/2" F1960 x 1/2" CPVC Socket	50	500
BRCPEF034-NL	3/4" F1960 x 3/4" CPVC Socket	25	250
BRCPEF100-NL	1" F1960 x 1" CPVC Socket	20	120

Water Meter Coupling
F1960 X FIP



PART #	SIZE	INNER	MASTER
WMW0012-NL	1/2" PEX x 3/4" FIP	20	160
WMW0034-NL	3/4"PEX x 1" FIP	20	100
WMW1011-NL	1" PEX x 1-1/4" FIP	10	80

Monoflow Tee
F1960



MFWT3412	F1960 3/4" x 3/4" x 1/2"	10	40

Hammer Arrester Tee
F1960



HR-AA-12F-NL	1/2" F1960 PEX	1	20
PHR-AA-12F-NL	1/2" F1960 PEX CPVC Body	10	100
PHAMF0012-NL	1/2" F1960 PEX TEE CPVC Body	10	100

F1960 PEX Stub Outs

FSO-12S8	F1960 1/2" x 8" Straight	1	50
FSO-34S8	F1960 3/4" x 8" Straight	1	30
FSO-12L8	F1960 1/2" x 3-1/2" x 8" Elbow	1	50
FSO-34L8	F1960 3/4" x 4" x 8" Elbow	1	30
FSO-12F8	F1960 1/2" x 3-1/2" x 8" Elbow + Flange	1	25
FSO-34F8	F1960 3/4" x 4" x 8" Elbow + Flange	1	20



F1960 PEX x Press

F1960 Pex x Press Tees

Lead Free



PART #	SIZE	INNER	MASTER
WPXPRT3403	3/4" x 1/2" PEX	15	150
WPXPRT1001	1" x 1/2" PEX	6	60
WPXPRT1002	1" x 3/4" PEX	6	60
WPXPRT1101	1-1/4" x 1/2" PEX	10	80
WPXPRT1102	1-1/4" x 3/4" PEX	5	40
WPXPRT1501	1-1/2" x 1/2" PEX	5	40
WPXPRT1502	1-1/2" x 3/4" PEX	5	40
WPXPRT1503	1-1/2" x 1" PEX	10	100

F1960 Pex x Press Adapters

Lead Free



PART #	SIZE	INNER	MASTER
WPXPC012	1/2"	50	500
WXPC3412	3/4" x 1/2" PEX	50	250
WPXPC034	3/4"	50	250
WPXPC100	1"	25	200
WPXPC114	1-1/4"	8	80
WPXPC112	1-1/2"	5	50
WPXPC200	2"	5	40

sales@everflowsupplies.com · 908-436-1100 · fax: 908-436-1162

Unibox Compact Washing Machine Box

F1960 Double Interlocking Box • Durable ABS Box



- Universal multi-purpose compact box
- Box can be flipped for top mount valves
- 3" box depth. adjustable faceplate allows up to 1" wall thickness
- Includes: 2 boxes, 2 valves & nuts, faceplates, mounting brackets and interlocking center clip

SINGLE PART #	PART #	DESCRIPTION	CASE	PALLET
SB110-F	**SB120-F**	Unibox Washing Machine Box	10	440
SB110-FH	**SB120-FH**	Unibox w/ Hammer Arrestor	10	440

Center Machine Box

F1960 One Piece Box w/ Faceplate • Durable ABS Box



- Box can be flipped for top mount valves/center drain option
- Top & bottom knock outs compatible with clip-on dual drain funnel
- Raised lip test caps allow for easy removal
- 2.3" box depth. Adjustable faceplate allows up to 1" wall thickness
- Includes: 2 valves & nuts, faceplate and 2 mounting brackets

PART #	DESCRIPTION	INNER	MASTER
SB300-F	Center Outlet Box - Valves Installed	10	440
SB300-FH	Center Outlet Box w/ Hammer Arrester	10	440

Flexbox Washing Machine Box

F1960 Dual Outlet Box • Durable ABS Box



- Dual drain knockouts allow for right/left or dual drain option
- Unassembled boxes allow for maximum installation configurations
- Box can be flipped for top mount valves
- 3" box depth. Adjustable faceplate allows up to 1" wall thickness
- Includes: 2 valves & nuts, faceplate and 2 mounting brackets

ASSEMBLED #	UNASSEMBLED #	DESCRIPTION	CASE	PALLET
SB200-F	**SB201-F**	Dual Outlet Box	12	480
SB200-FH	**SB201-FH**	Dual Outlet Box w/Hammer Arrester	12	480

Unibox Icemaker Outlet Box

F1960 • Durable ABS Box • Brass Valve



- Provides safe water supply for ice maker and water dispenser
- 1/4 inch OD Compression outlet with quarter turn brass ball valve
- 3" box depth. adjustable faceplate allows up to 1" wall thickness
- Includes: 2 valves & nuts, faceplate and 2 mounting brackets

PART #	DESCRIPTION	INNER	MASTER
SB100-F	Icemaker Outlet Box	20	880
SB100-FH	Icemaker Outlet Box w/Hammer Arrester	20	880

Washing Machine Box Valves

F1960 • 1/2" Inlet • Fits All Standard Outlet Boxes



- Brass Body
- 1/4 Turn Handle
- Certified to NSF61 and ANSI A112.18.1

RED PART #	BLUE PART #	DESCRIPTION	CASE	PALLET
540F	**541F**	1/4 Turn Valve	10	100
540FH	**541FH**	1/4 Turn Valve w/ Hammer Arrester	5	50

Icemaker Valves

F1960 • 1/2" Inlet • Fits All Standard Outlet Boxes



- Brass Body
- 1/4 Turn Handle
- Lead Free
- Certified to NSF61/372 and ANSI A112.18.1

PART #	DESCRIPTION	INNER	MASTER
545F	White 1/4 Turn Icemaker Valve	10	100
545FH	White 1/4 Turn Icemaker Valve w/ Hammer Arrester	5	50

EXPANSION PEX FITTINGS

ASTM F1960 EXPANSION PEX

Manufactured to ASTM F1960, CSA B137.5. PPSU Engineered Plastic Material. Lead Free Compliant
For use with PEX-a Tubing Manufactured to ASTM Standard F876-877. Temperature/Pressure: 210°F / 150 psi
Everflow warrants ASTM F1960 fittings ONLY when used with PEX-a tubing and when joints are made according to ASTM specifications.

Poly-Alloy Elbow
F1960



PART #	SIZE	INNER	MASTER
B-FPLN0012	1/2"	200	600
B-FPLN0034	3/4"	60	300
B-FPLN0100	1"	25	125
B-FPRL3412	3/4" x 1/2"	10	120
LARGE B-FPLN0114	1-1/4"	10	70
LARGE B-FPLN0112	1-1/2"	5	50
LARGE B-FPLN0200	2"	2	20

Poly-Alloy Coupling
F1960



PART #	SIZE	INNER	MASTER
B-FPPCP0012	1/2"	25	1000
B-FPPCP0034	3/4"	25	400
B-FPPCP0100	1"	10	100
B-FPRC1034	1" x 3/4"	25	150
B-FPRC1234	1/2" x 3/4"	100	500
B-FPRC1238	1/2" x 3/8"	50	1000
LARGE B-FPPCP0114	1-1/4"	10	90
LARGE B-FPPCP0112	1-1/2"	8	56
LARGE B-FPPCP0200	2"	4	24
LARGE B-FPRC1134	1-1/4" x 3/4"	15	135
LARGE B-FPRC1101	1-1/4" x 1"	15	120
LARGE B-FPRC1511	1-1/2" x 1-1/4"	10	80
LARGE B-FPRC2015	2" x 1-1/2"	5	30

Poly-Alloy Plug
F1960



PART #	SIZE	INNER	MASTER
B-FPPL0012	1/2"	500	1500
B-FPPL0034	3/4"	60	800
B-FPPL0100	1"	25	500
LARGE B-FPPL0114	1-1/4"	20	200
LARGE B-FPPL0112	1-1/2"	20	80
LARGE B-FPPL0200	2"	8	40

Poly-Alloy Reducing Tee
F1960



PART #	SIZE	INNER	MASTER
B-FPTE1033	1" x 1" x 1/2"	10	80
B-FPTE1112	1" x 3/4" x 1"	25	100
B-FPTE1213	1/2" x 1/2" x 3/4"	25	200
B-FPTE1341	1" x 3/4" x 3/4"	25	125
B-FPTE3410	1" x 1" x 3/4"	25	100
B-FPTE3411	3/4" x 1/2" x 1/2"	60	240
B-FPTE3413	3/4" x 1/2" x 3/4"	10	200
B-FPTE3431	3/4" x 3/4" x 1/2"	25	200
B-FPTE3401	3/4" x 3/4" x 1"	10	100
LARGE B-FPTE1401	1-1/4" x 1-1/4" x 1/2"	10	50
LARGE B-FPTE1402	1-1/4" x 1-1/4" x 3/4"	8	48
LARGE B-FPTE1403	1-1/4" x 1-1/4" x 1"	5	45
LARGE B-FPTE1405	1-1/2" x 1" x 1-1/2"	5	25
LARGE B-FPTE1502	1-1/2" x 1-1/2" x 3/4"	5	30
LARGE B-FPTE1503	1-1/2" x 1-1/2" x 1"	5	30
LARGE B-FPTE1504	1-1/2" x 1-1/2" x 1-1/4"	5	25
LARGE B-FPTE2003	2" x 2" x 1"	2	14
LARGE B-FPTE2004	2" x 2" x 1-1/4"	2	14
LARGE B-FPTE2005	2" x 2" x 1-1/2"	2	14

Poly-Alloy Tee
F1960



PART #	SIZE	INNER	MASTER
B-FPTE0012	1/2"	100	400
B-FPTE0034	3/4"	10	150
B-FPTE0100	1"	25	100
LARGE B-FPTE0114	1-1/4"	5	45
LARGE B-FPTE0112	1-1/2"	4	28
LARGE B-FPTE0200	2"	2	12

Poly-Alloy Adapter
F1960 x MIP



PART #	SIZE	INNER	MASTER
B-FPMA0012	1/2" x 1/2" MIP	25	300



F1960 PEX Manifolds & Multiport Tees

Multiport tees and manifolds allow for smart & efficient installations, reducing need for multiple fittings and connection points. Available in a variety of open, closed & dual row configuration. Designed for Pex-A Expansion Pipe.



Features

- PPSU Engineered Plastic
- ASTM F1960, CSA B137.5
- Lead Free Compliant
- For use with PEX-a Tubing
- Temperature/Pressure: 210°F / 150 psi

Multiport Manifold Open End F1960



PART #	SIZE	INNER	MASTER
FPMO2-3412	3/4" Main x 1/2" (2 PORTS)	10	200
FPMO3-3412	3/4" Main x 1/2" (3 PORTS)	10	200
FPMO4-3412	3/4" Main x 1/2" (4 PORTS)	10	150
FPMO5-3412	3/4" Main x 1/2" (4 PORTS) & 3/4" (1 PORT)	10	150
FPMO6-3412	3/4" Main x 1/2" (6 PORTS)	10	60
FPMO3-112	1" Main x 1/2" (3 PORTS)	10	200
FPMO4-112	1" Main x 1/2" (4 PORTS)	10	150
FPMO6-112	1" Main x 1/2" (6 PORTS)	10	60

Multiport Manifold Closed End F1960



PART #	SIZE	INNER	MASTER
FPMC3-3412	3/4" Main x 1/2" (3 PORTS)	10	200
FPMC4-3412	3/4" Main x 1/2" (4 PORTS)	10	150
FPMC6-3412	3/4" Main x 1/2" (6 PORTS)	10	60
FPMC4-112	1" Main x 1/2" (4 PORTS)	10	150

Multiport Tee Open End F1960



PART #	SIZE	INNER	MASTER
FPTO3-3412	3/4" Main x 1/2" (3 PORTS 2+1)	10	200

Multiport Tee Closed End F1960



PART #	SIZE	INNER	MASTER
FPTC3-3412	3/4" Main x 1/2" (3 PORTS 2+1 Opposing)	10	200
FPTC4-3412	3/4" Main x 1/2" (4 PORTS 2+2 Opposing)	10	150

EXPANSION PEX FITTINGS

ASTM F1960 EXPANSION PEX

Manufactured to ASTM Standard F1960, CSA B137.5. DZR Brass Material. Lead Free Compliant.
For use with PEX-a Tubing Manufactured to ASTM Standard F876-877. Pressure/Temperature Rating: 250 psi / 180°F
Everflow warrants ASTM F1960 fittings ONLY when used with PEX-a tubing and when joints are made according to ASTM specifications.

Brass Elbow
F1960



PART #	SIZE	INNER	MASTER
WPLN0038-NL	3/8"	50	400
WPLN0012-NL	1/2"	50	200
WPLN0058-NL	5/8"	50	200
WPLN0034-NL	3/4"	50	150
WPLN0100-NL	1"	50	80
WPRL3412-NL	3/4" x 1/2"	50	200

Brass Elbow
F1960 x Female Sweat



PART #	SIZE	INNER	MASTER
PWSL1212-NL	1/2" x 1/2" SWT	25	250
PWSL1234-NL	1/2" x 3/4" SWT	25	100
PWSL3458-NL	3/4" x 5/8" SWT	50	150
PWSL3412-NL	3/4" x 1/2" SWT	25	150
PWSL3434-NL	3/4" x 3/4" SWT	25	100

Brass Elbow
F1960 x Male Sweat



PART #	SIZE	INNER	MASTER
WPMSL1212-NL	1/2" x 1/2" SWT	25	200
WPMSL1234-NL	1/2" x 3/4" SWT	25	200
WPMSL5834-NL	5/8" x 3/4" SWT	25	100
WPMSL3434-NL	3/4" x 3/4" SWT	25	150

Brass Elbow
F1960 x MIP



PART #	SIZE	INNER	MASTER
WPML1212-NL	1/2" x 1/2" MIP	25	200
WPML1234-NL	1/2" x 3/4" MIP	25	100
WPML5834-NL	5/8" x 3/4" MIP	25	100
WPML3434-NL	3/4" x 3/4" MIP	25	100
WPML3410-NL	3/4" x 1" MIP	25	100

Brass Elbow
F1960 x Swivel



PART #	SIZE	INNER	MASTER
WPFSL1212-NL	1/2" x 1/2" Swivel FIP	25	200
WPFSL3434-NL	3/4" x 3/4" Swivel FIP	25	100

Brass Drop Ear Elbow
F1960 x FIP



PART #	SIZE	INNER	MASTER
WPDL0012-NL	1/2" x 1/2" FIP	25	150
WPDL0034-NL	3/4" x 3/4" FIP	25	100
WPDL0001-NL	1" x 1" FIP	10	100

Brass Drop Ear Elbow
F1960 x F1960



PART #	SIZE	INNER	MASTER
WPDE0012-NL	1/2" x 1/2"	10	200

Brass Adapter
F1960 x Female Sweat



PART #	SIZE	INNER	MASTER
WPSFA1212-NL	1/2" x 1/2" SWT	50	500
WPSFA1234-NL	1/2" x 3/4" SWT	50	250
WPSFA1258-NL	5/8" x 1/2" SWT	50	400
WPSFA5834-NL	5/8" x 3/4" SWT	30	300
WPSFA3412-NL	3/4" x 1/2" SWT	50	250
WPSFA3434-NL	3/4" x 3/4" SWT	50	250
WPSFA1034-NL	1" x 3/4" SWT	50	150
WPSFA1010-NL	1" x 1" SWT	25	100

Brass Adapter
F1960 x Male Sweat



PART #	SIZE	INNER	MASTER
WPSMA1238-NL	3/8" x 1/2" SWT	50	700
WPSMA1212-NL	1/2" x 1/2" SWT	50	500
WPSMA1234-NL	1/2" x 3/4" SWT	25	250
WPSMA3412-NL	3/4" x 1/2" SWT	25	250
WPSMA3434-NL	3/4" x 3/4" SWT	25	250
WPSMA1034-NL	1" x 3/4" SWT	50	150
WPSMA1010-NL	1" x 1" SWT	25	150

Brass Adapter
F1960 x FIP



PART #	SIZE	INNER	MASTER
WPFA1212-NL	1/2" x 1/2" FIP	50	250
WPFA1234-NL	1/2" x 3/4" FIP	25	150
WPFA3412-NL	3/4" x 1/2" FIP	25	150
WPFA3434-NL	3/4" x 3/4" FIP	15	150
WPFA3410-NL	3/4" x 1" FIP	50	100
WPFA1010-NL	1" x 1" FIP	50	100

Brass Plug
F1960



PART #	SIZE	INNER	MASTER
WPPL0038-NL	3/8"	100	1,000
WPPL0012-NL	1/2"	50	600
WPPL0034-NL	3/4"	50	300
WPPL0100-NL	1"	50	150

Manufactured to ASTM Standard F1960, CSA B137.5. DZR Brass Material. Lead Free Compliant.
For use with PEX-a Tubing Manufactured to ASTM Standard F876-877. Pressure/Temperature Rating: 250 psi / 180°F
Everflow warrants ASTM F1960 fittings ONLY when used with PEX-a tubing and when joints are made according to ASTM specifications.

Brass Adapter
F1960 x MIP



PART #	SIZE	INNER	MASTER
WPMA0012-NL	1/2" x 1/2" MIP	50	250
WPMA1234-NL	1/2" x 3/4" MIP	50	150
WPMA5812-NL	5/8" x 1/2" MIP	50	200
WPMA3412-NL	3/4" x 1/2" MIP	50	200
WPMA3434-NL	3/4" x 3/4" MIP	50	200
WPMA3410-NL	3/4" x 1" MIP	25	100
WPMA1010-NL	1" x 1" MIP	25	100
WPMA0114-NL	1-1/4" x 1-1/4" MIP	10	60
WPMA0112-NL	1-1/2" x 1-1/2" MIP	10	40

Brass Coupling
F1960



PART #	SIZE	INNER	MASTER
WPCP0038-NL	3/8"	50	700
WPCP0012-NL	1/2"	50	400
WPCP0058-NL	5/8"	50	250
WPCP0034-NL	3/4"	50	250
WPCP0100-NL	1"	25	100
WPRC1238-NL	1/2" x 3/8"	50	500
WPRC3412-NL	3/4" x 1/2"	50	200
WPRC1034-NL	1" x 3/4"	25	150

Drop Ear Tee
F1960 X F1960 X FIP



PART #	SIZE	INNER	MASTER
WIDT012-NL	1/2" x 1/2" x 1/2" FIP	15	150
WIDT034-NL	3/4" x 3/4" x 3/4" FIP	10	100

Brass Reducing Tee
F1960



PART #	SIZE	INNER	MASTER
WPRT1213-NL	1/2" x 1/2" x 3/4"	25	100
WPRT3411-NL	3/4" x 1/2" x 1/2"	25	100
WPRT3413-NL	3/4" x 1/2" x 3/4"	25	100
WPRT3431-NL	3/4" x 3/4" x 1/2"	25	100
WPRT3410-NL	3/4" x 3/4" x 1"	10	150
WPRT1013-NL	1" x 1/2" x 3/4"	10	50
WPRT1121-NL	1" x 1/2" x 1"	10	50
WPRT1031-NL	1" x 3/4" x 1/2"	10	50
WPRT1033-NL	1" x 3/4" x 3/4"	10	50
WPRT1341-NL	1" x 3/4" x 1"	10	50
WPRT1112-NL	1" x 1" x 1/2"	10	50
WPRT1134-NL	1" x 1" x 3/4"	10	50

Brass Tee
F1960



PART #	SIZE	INNER	MASTER
WPTE0038-NL	3/8"	100	300
WPTE0012-NL	1/2"	50	200
WPTE0034-NL	3/4"	25	100
WPTE0100-NL	1"	10	50

F1960 Plastic Sleeves With Stop



PART #	SIZE	INNER	MASTER
FPXSL038	3/8"	100	4000
FPXSL012	1/2"	100	2000
FPXSL058	5/8"	50	2500
FPXSL034	3/4"	50	2000
FPXSL100	1"	50	1300
FPXSL114	1-1/4"	20	200
FPXSL112	1-1/2"	20	200
FPXSL200	2"	25	375

STAINLESS STEEL EXPANSION PEX FITTINGS

ASTM F1960 EXPANSION PEX

High Corrosion Resistance Stainless Steel PEX Fittings offer premium quality and durability for all Pex installations. Their high corrosion resistance makes them ideal for areas with high acidity or water quality issues. Stainless Steel fittings are up to twice as strong as brass and poly, and unlike brass, are not susceptible to dezincification.

SS 304 Elbow
F1960



PART #	SIZE	INNER	MASTER
S-WPLN0012	1/2"	10	200
S-WPLN0034	3/4"	10	120
S-WPLN0100	1"	5	70
S-WPLN3412	3/4" X 1/2"	10	150

SS 304 Elbow
F1960 x MIP



PART #	SIZE	INNER	MASTER
S-WPML1212	1/2" X 1/2" MIP	10	250
S-WPML3434	3/4" X 3/4" MIP	10	180

SS 304 Adapter
F1960 x FIP



PART #	SIZE	INNER	MASTER
S-WPFA1212	1/2" X 1/2" FIP	10	420
S-WPFA1234	1/2" X 3/4" FIP	10	300
S-WPFA3412	3/4" X 1/2" FIP	10	300
S-WPFA3434	3/4" X 3/4" FIP	10	300
S-WPFA3410	3/4" X 1" FIP	5	150
S-WPFA1010	1" X 1" FIP	5	150

SS 304 Adapter
F1807 x MIP



PART #	SIZE	INNER	MASTER
S-WPMA1212	1/2" X 1/2" MIP	10	400
S-WPMA1234	1/2" X 3/4" MIP	10	300
S-WPMA3412	3/4" X 1/2" MIP	10	300
S-WPMA3434	3/4" X 3/4" MIP	10	300
S-WPMA3410	3/4" X 1" MIP	5	150
S-WPMA1034	1" X 3/4" MIP	5	150
S-WPMA1010	1" X 1" MIP	5	150

SS 304 Plug
F1960



PART #	SIZE	INNER	MASTER
S-WPPL0012	1/2"	20	700
S-WPPL0034	3/4"	10	300
S-WPPL0100	1"	10	150

SS 304 Tee
F1960



PART #	SIZE	INNER	MASTER
S-WPTE0012	1/2" X 1/2" X 1/2"	10	250
S-WPRT3411	3/4" X 1/2" X 1/2"	10	160
S-WPRT3413	3/4" X 1/2" X 3/4"	10	160
S-WPRT3431	3/4" X 3/4" X 1/2"	10	160
S-WPTE0034	3/4" X 3/4" X 3/4"	10	150
S-WPRT3410	3/4" X 3/4" X 1"	5	90
S-WPRT1013	1" X 1/2" X 3/4"	5	100
S-WPRT1121	1" X 1/2" X 1"	5	90
S-WPRT1031	1" X 3/4" X 1/2"	5	100
S-WPRT1033	1" X 3/4" X 3/4"	5	100
S-WPRT1341	1" X 3/4" X 1"	5	90
S-WPRT1112	1" X 1" X 1/2"	5	100
S-WPRT1134	1" X 1" X 3/4"	5	100
S-WPTE0100	1" X 1" X 1"	5	70

SS 304 Coupling
F1960



PART #	SIZE	INNER	MASTER
S-WPCP0012	1/2" X 1/2"	10	600
S-WPCP3412	3/4" X 1/2"	10	300
S-WPCP0034	3/4" X 3/4"	10	300
S-WPCP1034	1" X 3/4"	10	200
S-WPCP0100	1" X 1"	10	200

SS 304 Drop Ear Elbow
F1960 x FIP



PART #	SIZE	INNER	MASTER
S-WPDL0012	1/2" X 1/2" FIP	10	200
S-WPDL3412	3/4" X 1/2" FIP	10	150
S-WPDL0034	3/4" X 3/4" FIP	10	150

SS 304 PEX Ball Valve
F1960

- Temperature Range: Up to 400°F (204°C)
- Maximum Pressure: 200 PSI



PART #	SIZE	INNER	MASTER
600SS-F012	1/2" X 1/2"	1	80
600SS-F034	3/4" X 3/4"	1	60
600SS-F001	1" X 1"	1	40

sales@everflowsupplies.com · 908-436-1100 · fax: 908-436-1162

EVERFLOW™

PRODUCT DATA SHEET

PEXFLOW™

PEXFLOW™
PEX-B TUBING
COILS & STRAIGHT LENGTHS



For use with:

ASTM F1807 CRIMP PEX ASTM F2159 CRIMP PEX

Product Application

Pexflow tubing is designed for use in hot/cold potable water distribution systems with a maximum design pressure and temperature rating of between 160psi @73f to 100psi @ 180F including hot water recirculation systems with temperatures up to 140F and is certified to be utilized with approved F1807 Brass, F2159 PPSU fittings and F2159/F2098 clamping systems. It is fully approved for use in low rise and high rise residential, commercial and Institutional use in most North American Jurisdictions. (check local code requirements)

Material

Pexflow pipe is manufactured from high grade PE resin designated Pex 5006 and features the industry proven reliability and consistency of Silane Cross Linking. The pipe is manufactured to CTS OD SDR9 nominal tube sizing as per F876/F877 Standards and it incorporates a multi-layering that provides superior UV protection and Chlorine resistance. Pipe is available in both coils and lengths and in red/blue and white colors for easy identification of lines during and after construction.

Temperature and Pressure Ratings

160 psi at 73°F / 23°C
100 psi at 180°F / 82°C

Minimum Bend radius

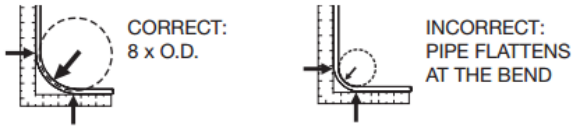

PEX tubing may be bent to a minimum of (8 x OD or 5 x with approved bend support).

Standards

Pexflow pipe meet all of the physical, design, performance and toxicological inspection test and certification requirements outlined by all of the Industry Standards and is fully approved for use In Commercial, Residential and North America. Has been rigorously tested by North Americas best in class test/certification and is certified to meet all of the physical, design, performance and toxicological inspection test and certification requirements outlined by all major Standards as outlined below and the pipe carries the following approvals: cNFSus, CSA B137.5, NSF to NSF14/NSF 61-G/NSF 372, NSF to Uniform Plumbing Code, NSF To standards F876/877/ F1807/ F2159/F2098, NSF to NSF-pw, NSF to SDR 9, NSF to PEX 5006

Flow Rate Chart

Size	Min Flow Rate (gpm)	Max Flow Rate (gpm)
3/8″	0.6	1.3
1/2″	1.2	2.3
5/8″	1.7	3.3
3/4″	2.3	4.6
1″	3.8	7.5
1-1/4″	5.6	11.2
1-1/2″	7.8	15.6
2″	13.4	26.8

Minimum Burst Pressure (psi) per ASTM F876/F877		
Size	73°F (23°C)	180°F (82°C)
3/8″	620	275
1/2″	480	215
3/4″	475	210
1″	475	210
1-1/4″	475	210
1-1/2″	475	210
2″	475	210

Potable Water PEX

Size	Outside Diameter	Wall Thickness	Inside Diameter	Operating Pressure	Min Bend	Fluid Capacity per 100Ft.
3/8″	12.70mm	1.78mm	8.56mm	1. PN=0.69Mpa(100psi), T max=82°C(180°F) 2. PN=1.1Mpa(160psi) T max=23°C(73°F)	The minimum bending radius is eight times the outside diameter of the pipe	122.083
1/2″	15.88mm	1.78mm	11.72mm			221.582
5/8″	19.05mm	2.12mm	14.21mm			321.275
3/4″	22.22mm	2.47mm	16.68mm			436.863
1″	28.58mm	3.18mm	21.44mm			721.219
1-1/4″	34.92mm	3.88mm	26.28mm			1076.480
1-1/2″	41.27mm	4.59mm	31.59mm			-
2″	53.97mm	5.99mm	41.38mm			-

PEX-B TUBING



For use with:

ASTM F1807 CRIMP PEX ASTM F2159 CRIMP PEX

PEX-B Tubing - Potable Water



RED #	BLUE #	WHITE #	DESCRIPTION	INNER	MASTER
PFW-R1210	**PFW-B1210**	**PFW-W1210**	1/2" x 10' STRAIGHT	1	50
PFW-R1220	**PFW-B1220**	**PFW-W1220**	1/2" x 20' STRAIGHT	1	50
PFW-R12100	**PFW-B12100**	**PFW-W12100**	1/2" x 100' COIL	1	3
PFW-R12300	**PFW-B12300**	**PFW-W12300**	1/2" x 300' COIL	1	1
PFW-R12500	**PFW-B12500**	**PFW-W12500**	1/2" x 500' COIL	1	1
PFW-R3410	**PFW-B3410**	**PFW-W3410**	3/4" x 10' STRAIGHT	1	25
PFW-R3420	**PFW-B3420**	**PFW-W3420**	3/4" x 20' STRAIGHT	1	25
PFW-R34100	**PFW-B34100**	**PFW-W34100**	3/4" x 100' COIL	1	2
PFW-R34300	**PFW-B34300**	**PFW-W34300**	3/4" x 300' COIL	1	1
PFW-R34500	**PFW-B34500**	**PFW-W34500**	3/4" x 500' COIL	1	1
-	**-**	**PFW-W110**	1" x 10' STRAIGHT	1	10
PFW-R120	**PFW-B120**	**PFW-W120**	1" x 20' STRAIGHT	1	10
PFW-R1100	**PFW-B1100**	**PFW-W1100**	1" x 100' COIL	1	1
PFW-R1300	**PFW-B1300**	**PFW-W1300**	1" x 300' COIL	1	1
-	**PFW-B1500**	**-**	1" x 500' COIL	1	1

PEX-B Tubing - Oxygen Barrier Red



PART #	DESCRIPTION	INNER	MASTER
PFR-R38100	3/8" x 100' COIL	1	2
PFR-R38300	3/8" x 300' COIL	1	2
PFR-R1220	1/2" x 20' STRAIGHT	1	50
PFR-R12100	1/2" x 100' COIL	1	3
PFR-R12300	1/2" x 300' COIL	1	1
PFR-R12500	1/2" x 500' COIL	1	1
PFR-R121000	1/2" x 1000' COIL	1	1
PFR-R121200	1/2" x 1200' COIL	1	1
PFR-R58100	5/8" x 100' COIL	1	3
PFR-R58500	5/8" x 500' COIL	1	1
PFR-R3420	3/4" x 20' STRAIGHT	1	25
PFR-R34100	3/4" x 100' COIL	1	2
PFR-R34300	3/4" x 300' COIL	1	1
PFR-R34500	3/4" x 500' COIL	1	1
PFR-R341000	3/4" x 1000' COIL	1	1
PFR-R120	1" x 20' STRAIGHT	1	10
PFR-R1100	1" x 100' COIL	1	1
PFR-R1300	1" x 300' COIL	1	1
PFR-R1500	1" x 500" COIL	1	1

F1807 Pex Ball Valves

CSA Certified • Lead Free • Full Port • 600 WOG

ASTM F1807 CRIMP PEX







- Dezincification Resistant (DZR) Lead Free Brass Material
- Pex Ends Conform to ASTM F1807
- Blow Out Proof Stem Design
- Stainless Steel Ball
- 600 psi (WOG) 150 psi (WSP) Service
- Temperature Range : -20°F to 300°F

600P Series F1807 Pex Ball Valve

PART #	SIZE	DESCRIPTION	INNER	MASTER
600P012-NL	1/2"	Pex Ball Valve	10	100
600P034-NL	3/4"	Pex Ball Valve	10	100
600P001-NL	1"	Pex Ball Valve	5	50
600P114-NL	1-1/4"	Pex Ball Valve	5	25
600P112-NL	1-1/2"	Pex Ball Valve	5	25
600P002-NL	2"	Pex Ball Valve	2	12

615P Series T-Handle F1807 Pex Ball Valve

PART #	SIZE	DESCRIPTION	INNER	MASTER
615P012-NL	1/2"	Pex T-Handle Ball Valve	10	100
615P034-NL	3/4"	Pex T-Handle Ball Valve	10	100
615P001-NL	1"	Pex T-Handle Ball Valve	5	50

405P Series F1807 Pex Ball Valve with Drain

PART #	SIZE	DESCRIPTION	INNER	MASTER
405P012-NL	1/2"	Pex Ball Valve w/ Drain	10	100
405P034-NL	3/4"	Pex Ball Valve w/ Drain	10	100
405P001-NL	1"	Pex Ball Valve w/ Drain	5	50

F1807 Pex Ball Valves G Series

Lead Free • Full Port • 400 WOG

ASTM F1807 CRIMP PEX





- Dezincification Resistant (DZR) Lead Free Brass Material
- Blow Out Proof Stem Design
- Stainless Steel Ball
- PTFE Seats
- Pex Ends Conform to ASTM F1807
- Pressure Rating: 400PSI
- Complies with IGC157
- Meets NSF/ANSI 61-8

G-600P Series F1807 Pex Ball Valve

PART #	SIZE	DESCRIPTION	INNER	MASTER
G-600P012-NL	1/2"	Pex Ball Valve	10	100
G-600P034-NL	3/4"	Pex Ball Valve	10	100
G-600P001-NL	1"	Pex Ball Valve	5	50

G-615P Series F1807 Pex Ball Valve

PART #	SIZE	DESCRIPTION	INNER	MASTER
G-615P012-NL	1/2"	Pex Ball Valve w/ T-Handle	10	100
G-615P034-NL	3/4"	Pex Ball Valve w/ T-Handle	10	100
G-615P001-NL	1"	Pex Ball Valve w/ T-Handle	5	50

Tankless Water Heater Valves

NSF Compliant • Lead Free • Full Port Main Flow Channel





- Set of 2 Heavy Duty Forged Brass Ball Valves
- Full Port Main Flow Channel
- Large Drain Port Outlets
- Easy Identification of Hot & Cold Valves
- Lead Free Compliant

Tankless Water Heater Isolation Valve Kit

Hot/Cold Tankless Isolation Valves & Pressure Relief Valve

PART #	SIZE	CONNECTION	DESCRIPTION	QTY
FTGV-ISO34-P-KIT-LF	3/4"	PEX	1 Set H/C Iso. Valves + 3/4" Relief Valve	1 Set
FTGV-ISO1-P-KIT-LF	1"	PEX	1 Set H/C Iso. Valves + 3/4" Relief Valve	1 Set

Tankless Water Heater Isolation Valve

Set of Hot/Cold Tankless Isolation Valves

PART #	SIZE	CONNECTION	DESCRIPTION	QTY
FTGV-ISO34-P-LF	3/4"	PEX	1 Set H/C Iso. Valves	1 Set
FTGV-ISO1-P-LF	1"	PEX	1 Set H/C Iso. Valves	1 Set

706 Series High Flow Drain Ball Valve

Full Port • Reversible Handle • 3 Way Adjustable • Hose Drain



3 WAY FLOW ADJUSTABLE

The 706 Series Ball Drain Valve enables quick isolation & drainage of any portion of a piped system. Ideal to install directly after a water meter to winterize a home and purge entire system with a simple quarter turn action. Reversible Handle alows for draining from either side of ball. Eliminates many leak paths and saves significant labor.

- Dezincification Resistant (DZR) Lead Free Brass Material
- Heavy Duty Forged Brass Construction
- High Flow Hose Drain
- Reversible Handle
- Blow-out Proof Stem
- Idividually controlled drain outlets
- Adjustable Packing Gland

Pex High Flow Drain Ball Valve

F1807 PEX PART #	SIZE	DESCRIPTION	INNER	MASTER
706P012-NL	1/2"	Pex x Pex x Hose Ball Valve	6	36
706P034-NL	3/4"	Pex x Pex x Hose Ball Valve	6	36
706P001-NL	1"	Pex x Pex x Hose Ball Valve	5	30
706P114-NL	1-1/4"	Pex x Pex x Hose Ball Valve	5	20
706P112-NL	1-1/2"	Pex x Pex x Hose Ball Valve	5	20
706P002-NL	2"	Pex x Pex x Hose Ball Valve	2	12

Valves with 3-Way adjustable flow path may be quickly and easily reconfigured to drain from either side of the ball. Simply remove the handle, turn the stem 180° and replace the handle.

F1807 Pex Adapter Ball Valves

Lead Free • Vinyl Grip Handle • 600 WOG

ASTM F1807 CRIMP PEX



- Dezincification Resistant (DZR) Lead Free Brass Material
- Forged Brass Body
- Blow Out Proof Stem Design
- Stainless Steel Ball
- Pex Ends Conform to ASTM F1807
- Solder-Joint conform ASME B16.22
- 600 psi WOG 150 psi WSP Service
- Temperature Range : -20°F to 300°F
- Conforms to NSF/ANSI-61, NSF/ANSI-372 , NSF/ANSI-14

PSBL Series F1807 Pex x SWT Ball Valve

PART #	SIZE	DESCRIPTION	INNER	MASTER
PSBL-012-NL	1/2"	Pex x SWT Ball Valve	10	100
PSBL-034-NL	3/4"	Pex x SWT Ball Valve	10	100
PSBL-001-NL	1"	Pex x SWT Ball Valve	5	50

PSBV Series F1807 Pex x SWT Ball Valve

PART #	SIZE	DESCRIPTION	INNER	MASTER
PSBV-012-NL	1/2"	Pex x SWT T-Handle Ball Valve	10	100
PSBV-034-NL	3/4"	Pex x SWT T-Handle Ball Valve	10	100
PSBV-001-NL	1"	Pex x SWT T-Handle Ball Valve	5	50

848PS Series Pex x SWT Ball Valve

PART #	SIZE	DESCRIPTION	INNER	MASTER
848PS012-NL	1/2"	Pex x SWT Ball Valve T-Handle w/ Drain	10	100

PMBV Series F1807 Pex x MIP Ball Valve

PART #	SIZE	DESCRIPTION	INNER	MASTER
PMBV-012-NL	1/2"	Pex x MIP T-Handle Ball Valve	10	100
PMBV-034-NL	3/4"	Pex x MIP T-Handle Ball Valve	10	100

F1807 Pex Adapter Ball Valves

Lead Free • Vinyl Grip Handle • 600 WOG

ASTM F1807 CRIMP PEX



PRBL Series F1807 Pex x Press Ball Valve

PART #	SIZE	DESCRIPTION	INNER	MASTER
PRBL-012-NL	1/2"	F1807 PEX x Press Ball Valve	5	50
PRBL-034-NL	3/4"	F1807 PEX x Press Ball Valve	5	40
PRBL-001-NL	1"	F1807 PEX x Press Ball Valve	4	20

F1807 Pex Frost Free Sillcock

3/4" Hose x 1/2"

- Durable Chrome Plated Body Offers Superior Corrosion Resistance
- Extended-Hub Handwheel Allows for Easy On/Off Operation
- Includes Tapered Sill Wedge, for Easier Installation at Proper Angle
- Truesdale Labs Certified to ANSI/NSF Standard 61-9/372. Cold Working Pressure 125 PSI



F1807 Pex Frost Free Sillcock

LEAD FREE PART #	SIZE	DESCRIPTION	INNER	MASTER
6204P-NL	4"	F1807 Pex Chrome Plated Hose Bib	2	40
6206P-NL	6"	F1807 Pex Chrome Plated Hose Bib	2	40
6208P-NL	8"	F1807 Pex Chrome Plated Hose Bib	2	40
6210P-NL	10"	F1807 Pex Chrome Plated Hose Bib	2	40
6212P-NL	12"	F1807 Pex Chrome Plated Hose Bib	2	40
6214P-NL	14"	F1807 Pex Chrome Plated Hose Bib	2	40

With Vacuum Breaker

LEAD FREE PART #	SIZE	DESCRIPTION	INNER	MASTER
62041P-NL	4"	F1807 Pex Chrome Plated Hose Bib	2	40
62061P-NL	6"	F1807 Pex Chrome Plated Hose Bib	2	40
62081P-NL	8"	F1807 Pex Chrome Plated Hose Bib	2	40
62101P-NL	10"	F1807 Pex Chrome Plated Hose Bib	2	40
62121P-NL	12"	F1807 Pex Chrome Plated Hose Bib	2	40

Chrome Plated Lever Handle Sillcock

Oversized Flange • 1/4 Turn On/Off • High Grade Corrosion Resistant Material • Patented Item



- Design for Multi Purpose Outdoor and Indoor Installations
- High Grade Construction Provides Added Resistance to Corrosion
- Stainless Steel Handle & Nuts With Adjustable Stem Packing Gland
- Extended Bib Threads for Secure Connection
- Oversized Flange for Added Protection and Ease of Installation
- Easy Grip Lever Handle Provides Quick 1/4 Turn On/Off Operation
- Operating Temp 33°F - 300°F | Max. Operating Pressure 360 PSI
- Lead Free Models Conform to NSF/ANSI-61/372

PART #	SIZE	DESCRIPTION	INNER	MASTER
1165PEX-NL	1/2"	Pex F1807	10	50

PEX Boiler Drain w/Stuffing Box

FIP x Hose • 125 WOG • Brass Body



- Brass Body
- Angle Pattern Boiler Drain with Stuffing Box
- CSA and Truesdail Certified
- Lead Free Models Conform to NSF/ANSI 61-8 /372
- Maximum Temperature: 180°F
- ISO:9001 Approved Manufacturer

PART #	SIZE	DESCRIPTION	INNER	MASTER
4612P-NL	1/2"	Boiler Drain	10	100
4634P-NL	3/4"	Boiler Drain	10	100

1/4 Turn Sillcock

MIP x Hose • Brass Body



- Brass Body
- Chrome Plated Brass Ball
- Aluminum T-handle
- NSF/ANSI 372 Compliant
- Complies with ASME A112.18.1-2011/CSA B125.1-11

PART #	SIZE	DESCRIPTION	INNER	MASTER
47122P-NL	1/2"	1/4 Turn Pex Sillcock	10	100
47342P-NL	3/4"	1/4 Turn Pex Sillcock	10	100

1/4 Turn Supply Stops

Lead Free • 1/4 Turn Ball Valve Design • Chrome Plated Brass Body

- One-piece Chrome Plated Brass Body Provides Strength, Durability and Long-Lasting Performance
- Oval Chrome Plated Zinc Handle Provides a Secure Grip and Smooth On/Off Operation
- Easy-to-Remove Handle with Screw Attachment
- Self Lubricating PTFE Seats and Double O-Ring for Added Safety
- 100 psi, Normal Working Temperature 120°F
- Conforms to NSF/ANSI 61/372
- CSA & Truesdale Certified
- Individually Boxed and Barcoded





1/4 Turn Angle Stop

PART #	END TYPE	SIZE / DESCRIPTION	INNER	MASTER
81512PR-NL	PEX F1807	1/2" PEX 3/8" OD COMP	12	144
81515PR-NL	PEX F1807	1/2" PEX 1/4" OD COMP	12	144

1/4 Turn Straight Stop

PART #	END TYPE	SIZE / DESCRIPTION	INNER	MASTER
82512PR-NL	F1807 PEX	1/2" PEX 3/8" OD COMP	12	144
82515PR-NL	F1807 PEX	1/2" PEX 1/4" OD COMP	12	144

1/4 Turn Dual Outlet Stop

PART #	SIZE	DESCRIPTION	INNER	MASTER
86351PR-NL	PEX	1/2" PEX x 3/8" Comp x 3/8" Comp	2	20

1/4 Turn Loose Key Straight Stop

PART #	END TYPE	SIZE / DESCRIPTION	INNER	MASTER
27-KPS12-NL	F1807 PEX	1/2" PEX X 3/8" COMP	20	240

Multi Turn Supply Stops

Lead Free • Multi Turn On / Off Design • One-piece Chrome Plated Brass Body

- One-Piece Chrome Plated Brass Body Provides Strength, Durability and Long-Lasting Performance
- Oval Chrome Plated Zinc Handle Provides a Secure Grip and Smooth On/Off Operation
- Easy-to-Remove Handle with Screw Attachment
- Lead Free Compliant
- 125 psi, Max Temperature 160°F
- Conforms to ASME A112.18.1-2011, NSF / ANSI 61 /372
- Individually Bagged and Barcoded



Multi Turn Angle Stop

PART #	END TYPE	SIZE / DESCRIPTION	INNER	MASTER
71512PR-NL	PEX F1807	1/2" PEX x 3/8" OD COMP	10	200

Multi Turn Straight Stop

PART #	END TYPE	SIZE / DESCRIPTION	INNER	MASTER
72512PR-NL	PEX F1807	1/2" PEX 3/8" OD COMP	10	200

F1807 PEX Specialty

Brass F1807 x CPVC Adapter



PART #	SIZE	INNER	MASTER
BRCPPF012-NL	1/2" F1807 x 1/2"CPVC Socket	50	500
BRCPPF034-NL	3/4" F1807 x 3/4" CPVC Socket	25	250
BRCPPF100-NL	1" F1807 x 1" CPVC Socket	20	120
BRCPPF3401-NL	3/4" F1807 x 1" CPVC Socket	20	120

SS F1807 x CPVC Adapter



PART #	SIZE	INNER	MASTER
SSCPP012-NL	1/2" F1807 x 1/2" CPVC Spigot	50	500
SSCPP034-NL	3/4" F1807 x 3/4" CPVC Spigot	25	250
SSCPPF012-NL	1/2" F1807 x 1/2" CPVC Socket	50	500

Monoflow Tees
F1807



MFPT0058	F1807 5/8"	10	100
MFPS3412	F1807 3/4" x F1807 3/4" x 1/2" SWT	10	100
MFPT3412	F1807 3/4" x 3/4" x 1/2"	10	100

Water Meter Coupling
F1807 x FIP



WMP0012-NL	1/2" PEX x 3/4" FIP	20	160
WMP0034-NL	3/4"PEX x 1" FIP	20	100
WMP1011-NL	1" PEX x 1-1/4" FIP	10	80

F1807 PEX Stub Outs & Hammer Arrester Tee

Stub Outs
F1807



PSO-12S8	F1807 1/2" x 8"	1	50
PSO-12L8	F1807 1/2" x 3-1/2" x 8" Elbow	1	50
PSO-12F8	F1807 1/2" x 3-1/2" x 8" Elbow with Flange	1	25
PSO-34S8	F1807 3/4" x 8"	1	1
PSO-34L8	F1807 3/4" x 4" x 8" Elbow	1	30
PSO-34F8	F1807 3/4" x 4" x 8" Elbow with Flange	1	20

Hammer Arrester Tee
F1807



HR-AA-12P-NL	1/2" F1807 PEX	1	20
HAMP0012-NL	1/2" F1807 PEX TEE	1	35
PHR-AA-12P-NL	1/2" F1807 PEX CPVC Body	10	100
PHAMP0012-NL	1/2" F1807 PEX TEE CPVC Body	10	100

F1807 PEX x Press

F1807 Pex x Press Tees
Lead Free



PART #	SIZE	INNER	MASTER
PXPRT3403	3/4" x 1/2" PEX	15	150
PXPRT1001	1" x 1/2" PEX	10	100
PXPRT1002	1" x 3/4" PEX	10	80
PXPRT1101	1-1/4" x 1/2" PEX	6	60
PXPRT1102	1-1/4" x 3/4" PEX	6	60
PXPRT1501	1-1/2" x 1/2" PEX	5	40
PXPRT1502	1-1/2" x 3/4" PEX	5	40
PXPRT1503	1-1/2" x 1" PEX	5	40

F1807 Pex x Press Adapters
Lead Free



PART #	SIZE	INNER	MASTER
PXPC012	1/2"	50	500
PXPC3412	3/4" x 1/2" PEX	50	250
PXPC034	3/4"	50	250
PXPC100	1"	25	200
PXPC114	1-1/4"	8	80
PXPC112	1-1/2"	5	50
PXPC200	2"	5	40

sales@everflowsupplies.com · 908-436-1100 · fax: 908-436-1162

Unibox Compact Washing Machine Box

F1807 Double Interlocking Box • Durable ABS Box



- Universal multi-purpose compact box
- Box can be flipped for top mount valves
- 3" box depth. adjustable faceplate allows up to 1" wall thickness
- Includes: 2 boxes, 2 valves & nuts, faceplates, mounting brackets and interlocking center clip

SINGLE PART #	PART #	DESCRIPTION	CASE	PALLET
SB110-P	SB120-P	Unibox Washing Machine Box	10	440
SB110-PH	SB120-PH	Unibox w/ Hammer Arrestor	10	440

Center Machine Box

F1807 One Piece Box w/ Faceplate • Durable ABS Box



- Box can be flipped for top mount valves/center drain option
- Top & bottom knock outs compatible with clip-on dual drain funnel
- Raised lip test caps allow for easy removal
- 2.3" box depth. Adjustable faceplate allows up to 1" wall thickness
- Includes: 2 valves & nuts, faceplate and 2 mounting brackets

PART #	DESCRIPTION	INNER	MASTER
SB300-P	Center Outlet Box - Valves Installed	10	440
SB300-PH	Center Outlet Box w/ Hammer Arrester	10	440

Flexbox Washing Machine Box

F1807 Dual Outlet Box • Durable ABS Box



- Dual drain knockouts allow for right/left or dual drain option
- Unassembled boxes allow for maximum installation configurations
- Box can be flipped for top mount valves
- 3" box depth. Adjustable faceplate allows up to 1" wall thickness
- Includes: 2 valves & nuts, faceplate and 2 mounting brackets

ASSEMBLED #	UNASSEMBLED #	DESCRIPTION	CASE	PALLET
SB200-P	SB201-P	Dual Outlet Box	12	480
SB200-PH	SB201-PH	Dual Outlet Box w/Hammer Arrester	12	480

Unibox Icemaker Outlet Box

F1807 • Durable ABS Box • Brass Valve



- Provides safe water supply for ice maker and water dispenser
- 1/4 inch OD Compression outlet with quarter turn brass ball valve
- 3" box depth. adjustable faceplate allows up to 1" wall thickness
- Includes: 2 valves & nuts, faceplate and 2 mounting brackets

PART #	DESCRIPTION	INNER	MASTER
SB100-P	Icemaker Outlet Box	20	880
SB100-PH	Icemaker Outlet Box w/Hammer Arrester	20	880

Washing Machine Box Valves

F1807 • 1/2" Inlet • Fits All Standard Outlet Boxes



- Brass Body
- 1/4 Turn Handle
- Certified to NSF61 and ANSI A112.18.1

RED PART #	BLUE PART #	DESCRIPTION	CASE	PALLET
540P	541P	1/4 Turn Valve	10	100
540PH	541PH	1/4 Turn Valve w/ Hammer Arrester	5	50

Icemaker Valves

F1807 • 1/2" Inlet • Fits All Standard Outlet Boxes



- Brass Body
- 1/4 Turn Handle
- Lead Free
- Certified to NSF61/372 and ANSI A112.18.1

PART #	DESCRIPTION	INNER	MASTER
545P	White 1/4 Turn Icemaker Valve	10	100
545PH	White 1/4 Turn Icemaker Valve w/ Hammer Arrester	5	50

Poly Elbow
F2159



BLACK #	WHITE #	SIZE	INNER	MASTER
B-PPLN0012	PPLN0012	1/2"	50	600
B-PPLN0034	PPLN0034	3/4"	25	300
B-PPRL3412	PPRL3412	3/4" x 1/2"	25	400
B-PPRL1034	-	1" x 3/4"	25	300
B-PPLN0100	PPLN0100	1"	10	150

Poly Elbow
F2159 x MIP



B-PPML1238	PPML1238	1/2" x 3/8" MIP	50	400
B-PPML1212	PPML1212	1/2" x 1/2" MIP	50	300
B-PPML1234	-	1/2" x 3/4" MIP	25	300
B-PPML3434	PPML3434	3/4" x 3/4" MIP	25	200
B-PPML3412	PPML3412	3/4" x 1/2" MIP	25	300

Poly Elbow
F2159 x FIP



B-PPFL3434	-	3/4" x 3/4" FIP	25	200

Poly Swivel Elbow
F2159 x FIP



B-PPSL1212	PPSL1212	1/2" x 1/2" FIP	25	300
B-PPSL3434	PPSL3434	3/4" x 3/4" FIP	25	150

Poly Tee
F2159



B-PPTE0012	PPTE0012	1/2"	50	400
B-PPTE0034	PPTE0034	3/4"	25	200
B-PPTE0100	PPTE0100	1"	10	100
B-PPRT1213	PPRT1213	1/2" x 1/2" x 3/4"	25	300
B-PPRT3411	PPRT3411	3/4" x 1/2" x 1/2"	25	300
B-PPRT3413	PPRT3413	3/4" x 1/2" x 3/4"	25	250
B-PPRT3431	PPRT3431	3/4" x 3/4" x 1/2"	25	250
B-PPRT3410	PPRT3410	3/4" x 3/4" x 1"	10	150
B-PPRT1033	PPRT1033	1" x 3/4" x 3/4"	10	150
B-PPRT1341	PPRT1341	1" x 3/4" x 1"	10	100
B-PPRT1112	PPRT1112	1" x 1" x 1/2"	10	150
B-PPRT1134	PPRT1134	1" x 1" x 3/4"	10	100

Poly Plug
F2159



B-PPPL0038	PPPL0038	3/8"	100	3000
B-PPPL0012	PPPL0012	1/2"	100	2000
B-PPPL0034	PPPL0034	3/4"	100	1000
B-PPPL0100	PPPL0100	1"	50	500

Poly Coupling
F2159



BLACK #	WHITE #	SIZE	INNER	MASTER
B-PPCP0012	PPCP0012	1/2"	50	1000
B-PPCP0034	PPCP0034	3/4"	50	500
B-PPRC3412	PPRC3412	3/4" x 1/2"	50	600
B-PPCP0100	PPCP0100	1"	25	200
B-PPRC1012	PPRC1012	1" x 1/2"	25	400
B-PPRC1034	PPRC1034	1" x 3/4"	25	300

Poly Adapter
F2159 x MIP



B-PPMA0012	PPMA0012	1/2" x 1/2" MIP	50	500
B-PPMA1234	PPMA1234	1/2" x 3/4" MIP	25	350
B-PPMA3412	PPMA3412	3/4" x 1/2" MIP	50	400
B-PPMA3434	PPMA3434	3/4" x 3/4" MIP	25	300
B-PPMA1010	PPMA1010	1" x 1" MIP	10	150

Poly Adapter
F2159 x FIP



B-PPFA0012	-	1/2" x 1/2" FIP	50	500
B-PPFA1234	-	1/2" x 3/4" FIP	25	350
B-PPFA3434	-	3/4" x 3/4" FIP	25	300
B-PPFA1010	-	1" x 1" FIP	10	150

Poly Swivel Adapter
F2159 x FIP



B-PPCA0012	PPCA0012	1/2" x 1/2" FIP	50	400
B-PPCA0034	PPCA0034	3/4" x 3/4" FIP	25	200

F2159 Poly Manifold Headers
Open Ends & Closed End



PMO2-3412	Open 2 Port	3/4" x 3/4" x 1/2"	1	80
PMO3-3412	Open 3 Port	3/4" x 3/4" x 1/2"	1	60
PMO4-3412	Open 4 Port	3/4" x 3/4" x 1/2"	1	40
PMO6-3412	Open 6 Port	3/4" x 3/4" x 1/2"	1	20
PMC2-3412	Closed 2 Port	3/4" x 3/4" x 1/2"	1	80
PMC3-3412	Closed 3 Port	3/4" x 3/4" x 1/2"	1	60
PMC4-3412	Closed 4 Port	3/4" x 3/4" x 1/2"	1	40
PMC6-112	Closed 6 Port	1" x 1" x 1/2"	-	-

Manufactured to ASTM standard F1807.
For use with PEX tubing manufactured to ASTM standard F876-877.

Brass Elbow
F1807



PART #	SIZE	INNER	MASTER
PXLN0038-NL	3/8"	50	500
PXLN0012-NL	1/2"	50	500
PXRL3412-NL	3/4" x 1/2"	50	300
PXLN0058-NL	5/8"	50	200
PXLN0034-NL	3/4"	50	200
PXLN0100-NL	1"	50	200
PXLN0114-NL	1-1/4"	10	100
PXLN0112-NL	1-1/2"	10	50
PXLN0200-NL	2"	5	20

Brass Elbow
F1807 x MIP



PART #	SIZE	INNER	MASTER
PXML1212-NL	1/2" x 1/2" MIP	25	200
PXML1234-NL	1/2" x 3/4" MIP	25	100
PXML5812-NL	5/8" x 1/2" MIP	25	100
PXML5834-NL	5/8" x 3/4" MIP	25	100
PXML3434-NL	3/4" x 3/4" MIP	25	100
PXML3410-NL	3/4" x 1" MIP	25	100

Brass Elbow
F1807 x FIP



PART #	SIZE	INNER	MASTER
PXFL1212-NL	1/2" x 1/2" FIP	25	100
PXFL3434-NL	3/4" x 3/4" FIP	25	100

Brass Elbow
F1807 x Female SWT



PART #	SIZE	INNER	MASTER
PXSL1238-NL	1/2" SWT x 3/8"	25	100
PXSL1212-NL	1/2" SWT x 1/2"	25	250
PXSL1234-NL	1/2" SWT x 3/4"	25	100
PXSL3412-NL	3/4" SWT x 1/2"	25	150
PXSL3434-NL	3/4" SWT x 3/4"	25	100
PXSL3458-NL	3/4" SWT x 5/8"	50	250
PXSL0100-NL	1" SWT x 1"	25	100

Brass Elbow
F1807 x Male SWT



PART #	SIZE	INNER	MASTER
PMSL1212-NL	1/2" Male SWT x 1/2"	25	200
PMSL3412-NL	1/2" Male SWT x 3/4"	25	150
PMSL3434-NL	3/4" Male SWT x 3/4"	25	150
PMSL5834-NL	3/4" Male SWT x 5/8"	25	100
PMSL1234-NL	3/4" Male SWT x 1/2"	25	200
PMSL0100-NL	1" Male SWT x 1"	25	100

Drop Ear Elbow
F1807 x FIP



PART #	SIZE	INNER	MASTER
PXDL1238-NL	1/2" x 3/8" FIP	40	200
PXDL0012-NL	1/2" x 1/2" FIP	25	150
PXDL0034-NL	3/4" x 3/4" FIP	25	100
PFDL3412-NL	3/4 x 1/2" FIP	25	100

Drop Ear Elbow
F1807 x F1807



PART #	SIZE	INNER	MASTER
PXDE0012-NL	1/2" x 1/2"	10	200

Drop Ear Tee
F1807 x F1807 x FIP



PART #	SIZE	INNER	MASTER
PXDT012-NL	1/2" x 1/2" x 1/2" FIP	15	150
PXDT1234-NL	1/2" x 1/2" x 3/4" FIP	10	100
PXDT034-NL	3/4" x 3/4" x 3/4" FIP	10	100

Swivel Elbow
F1807 x FIP



PART #	SIZE	INNER	MASTER
PFSL1212-NL	1/2" x 1/2" FIP	25	200
PFSL3434-NL	3/4" x 3/4" FIP	25	200

Brass Tee
F1807



PART #	SIZE	INNER	MASTER
PXTE0038-NL	3/8"	100	300
PXTE0012-NL	1/2"	50	500
PXTE0058-NL	5/8"	50	300
PXTE0034-NL	3/4"	25	250
PXTE0100-NL	1"	10	100
PXTE0114-NL	1-1/4"	10	70
PXTE0112-NL	1-1/2"	10	30
PXTE0200-NL	2"	5	15

ASTM F1807 CRIMP PEX

Manufactured to ASTM standard F1807.
For use with PEX tubing manufactured to ASTM standard F876-877.

Brass Reducing Tee
F1807



PART #	SIZE	INNER	MASTER
PXRT1213-NL	1/2" x 1/2" x 3/4"	25	300
PXRT3411-NL	3/4" x 1/2" x 1/2"	25	300
PXRT3413-NL	3/4" x 1/2" x 3/4"	25	250
PXRT3431-NL	3/4" x 3/4" x 1/2"	25	300
PXRT3410-NL	3/4" x 3/4" x 1"	10	150
PXRT1013-NL	1" x 1/2" x 3/4"	10	150
PXRT1121-NL	1" x 1/2" x 1"	10	150
PXRT1031-NL	1" x 3/4" x 1/2"	10	150
PXRT1033-NL	1" x 3/4" x 3/4"	10	150
PXRT1341-NL	1" x 3/4" x 1"	10	100
PXRT1112-NL	1" x 1" x 1/2"	10	100
PXRT1134-NL	1" x 1" x 3/4"	10	150
PXRT1401-NL	1-1/4" x 1-1/4" x 1/2"	10	80
PXRT1402-NL	1-1/4" x 1-1/4" x 3/4"	10	80
PXRT1403-NL	1-1/4" x 1-1/4" x 1"	10	70
PXRT1412-NL	1-1/4" x 1" x 1/2"	10	60
PXRT1413-NL	1-1/4" x 1" x 3/4"	10	80
PXRT1414-NL	1-1/4" x 1" x 1"	10	60
PXRT1502-NL	1-1/2" x 1-1/2" x 3/4"	10	50
PXRT1503-NL	1-1/2" x 1-1/2" x 1"	10	40
PXRT1504-NL	1-1/2" x 1-1/2" x 1-1/4"	10	30
PXRT1521-NL	1-1/2" x 1-1/4" x 1"	10	50
PXRT2001-NL	2" x 2" x 1/2"	5	25
PXRT2002-NL	2" x 2" x 3/4"	5	25
PXRT2003-NL	2" x 2" x 1"	5	20
PXRT2004-NL	2" x 2" x 1-1/2"	5	20

Brass Coupling
F1807



EPCP0038-NL	3/8"	50	700
EPCP0012-NL	1/2"	50	500
EPCP0058-NL	5/8"	50	500
EPCP0034-NL	3/4"	50	250
EPCP0100-NL	1"	25	250
EPCP0114-NL	1-1/4"	10	100
EPCP0112-NL	1-1/2"	10	60
EPCP0200-NL	2"	5	40

Brass Reducing Coupling
F1807



PART #	SIZE	INNER	MASTER
EPRC1238-NL	1/2" x 3/8"	50	800
EPRC3412-NL	3/4" x 1/2"	50	800
EPRC1034-NL	1" x 3/4"	25	250
EPRC1134-NL	1-1/4" x 3/4"	10	100
EPRC1101-NL	1-1/4" x 1"	10	100
EPRC1534-NL	1-1/2" x 3/4"	10	80
EPRC1501-NL	1-1/2" x 1"	10	80
EPRC1511-NL	1-1/2" x 1-1/4"	10	80
EPRC2015-NL	2" x 1-1/2"	5	40

Brass Male Adapter
F1807 x MIP



EPMA0012-NL	1/2" x 1/2" MIP	50	250
EPMA1234-NL	1/2" x 3/4" MIP	50	150
EPMA5812-NL	5/8" x 1/2" MIP	50	200
EPMA3412-NL	3/4" x 1/2" MIP	50	200
EPMA3434-NL	3/4" x 3/4" MIP	50	200
EPMA3410-NL	3/4" x 1" MIP	25	200
EPMA1034-NL	1" x 3/4" MIP	25	250
EPMA1010-NL	1" x 1" MIP	25	200
EPMA0114-NL	1-1/4" x 1-1/4" MIP	10	60
EPMA0112-NL	1-1/2" x 1-1/2" MIP	10	40
EPMA0200-NL	2" x 2" MIP	5	20

Brass Female Adapter
F1807 x FIP



EPFA1212-NL	1/2" x 1/2" FIP	50	250
EPFA1234-NL	1/2" x 3/4" FIP	25	150
EPFA3434-NL	3/4" x 3/4" FIP	50	150
EPFA3410-NL	3/4" x 1" FIP	50	150
EPFA3412-NL	3/4" x 1/2" FIP	25	150
EPFA1010-NL	1" x 1" FIP	50	150

Manufactured to ASTM standard F1807.
For use with PEX tubing manufactured to ASTM standard F876-877.

Brass Male Sweat Adapter
F1807 x SWT



PART #	SIZE	INNER	MASTER
PSMA3838-NL	3/8" Male SWT x 3/8"	1	1
PSMA1238-NL	1/2" Male SWT x 3/8"	50	1000
PSMA1212-NL	1/2" Male SWT x 1/2"	50	500
PSMA1258-NL	1/2" Male SWT x 5/8"	50	1000
PSMA1234-NL	1/2" Male SWT x 3/4"	25	500
PSMA3458-NL	3/4" Male SWT x 5/8"	50	250
PSMA3412-NL	3/4" Male SWT x 1/2"	25	250
PSMA3434-NL	3/4" Male SWT x 3/4"	50	250
PSMA1034-NL	1" Male SWT x 3/4"	50	200
PSMA1010-NL	1" Male SWT x 1"	25	250
PSMA0112-NL	1-1/2" Male SWT x 1-1/2"	1	60
PSMA0200-NL	2" Male SWT x 2"	1	25

Brass Plug
F1807



PART #	SIZE	INNER	MASTER
EPPL0038-NL	3/8"	100	1300
EPPL0012-NL	1/2"	50	1800
EPPL0034-NL	3/4"	50	1000
EPPL0100-NL	1"	50	750
EPPL0114-NL	1-1/4"	10	100
EPPL0112-NL	1-1/2"	10	80
EPPL0200-NL	2"	10	60

Brass Female Sweat Adapter
F1807 x SWT



PART #	SIZE	INNER	MASTER
PSFA1238-NL	1/2" Female SWT x 3/8"	50	500
PSFA1212-NL	1/2" Female SWT x 1/2"	50	500
PSFA1258-NL	1/2" Female SWT x 5/8"	50	1000
PSFA1234-NL	1/2" Female SWT x 3/4"	50	250
PSFA3412-NL	3/4" Female SWT x 1/2"	50	250
PSFA3458-NL	3/4" Female SWT x 5/8"	50	250
PSFA3434-NL	3/4" Female SWT x 3/4"	50	250
PSFA1010-NL	1" Female SWT x 1"	25	250
PSFA1034-NL	1" Female SWT x 3/4"	50	200
PSFA1101-NL	1-1/4" Female SWT x 1"	10	80
PSFA0114-NL	1-1/4" Female SWT x 1-1/4"	10	100
PSFA0112-NL	1-1/2" Female SWT x 1-1/2"	10	60
PSFA0200-NL	2" Female SWT x 2"	5	25

Polybutylene to PEX Couplings
F1807 x PB



PXTC0012-NL	1/2" PB x F1807	50	500
PXTC0034-NL	3/4" PB x F1807	50	500
PXTC0012K-NL	1/2" PB x F1807 Kit w/ 2 Crimp Rings	50	300
PXTC0034K-NL	3/4" PB x F1807 Kit w/ 2 Crimp Rings	50	250

Copper PEX Adapters

Copper Adapter
Male SWT x F1807



PSMA1212-CO	1/2" Male SWT x 1/2"	50	500
PSMA3434-CO	3/4" Male SWT x 3/4"	50	250
PSMA1010-CO	1" Male SWT x 1"	25	250

Copper Adapter
Female SWT x F1807



PSFA1212-CO	1/2" Female SWT x 1/2"	50	500
PSFA3434-CO	3/4" Female SWT x 3/4"	50	250
PSFA1010-CO	1" Female SWT x 1"	50	250

Copper Elbow
Female SWT x F1807



PSFAL1212-CO	1/2" Female SWT x 1/2"	50	500
PSFAL1238-CO	1/2" Female SWT x 3/8"	50	500
PSFAL1258-CO	1/2" Female SWT x 5/8"	50	500
PSFAL1234-CO	1/2" Female SWT x 3/4"	50	250
PSFAL3412-CO	3/4" Female SWT x 1/2"	50	250
PSFAL3434-CO	3/4" Female SWT x 3/4"	50	250
PSFAL1010-CO	1" Female SWT x 1"	50	250

Male SWT x F1807

PMSL1212-CO	1/2" Male SWT x 1/2"	10	100
PMSL3434-CO	3/4" Male SWT x 3/4"	10	100

PEXFLOW™ PRO SERIES

STAINLESS STEEL

Supply & Return Manifolds with Flow Meters

PRE-ASSEMBLED

With Valves & Mounting Brackets

INCLUDES:

Balancing Valves, Air Vent, Fill/Drain Valves, Shut-Off Valves w/ Temp Gauges & Brackets













Stainless Steel Manifolds

Available 2 - 12 Branches

PART #	DESCRIPTION	INNER	MASTER
MPS102	2-Branch Set w/ 1/2" PEX F1807 Adapters	1	4
MPS103	3-Branch Set w/ 1/2" PEX F1807 Adapters	1	4
MPS104	4-Branch Set w/ 1/2" PEX F1807 Adapters	1	4
MPS105	5-Branch Set w/ 1/2" PEX F1807 Adapters	1	4
MPS106	6-Branch Set w/ 1/2" PEX F1807 Adapters	1	4
MPS107	7-Branch Set w/ 1/2" PEX F1807 Adapters	1	4
MPS108	8-Branch Set w/ 1/2" PEX F1807 Adapters	1	2
MPS109	9-Branch Set w/ 1/2" PEX F1807 Adapters	1	2
MPS110	10-Branch Set w/ 1/2" PEX F1807 Adapters	1	2
MPS112	12-Branch Set w/ 1/2" PEX F1807 Adapters	1	2

Manifold Valves & Accessories

PART #	DESCRIPTION	INNER	MASTER
MPV-SR	Ball Valve w/ Temperature Gauge	1	15
MPV-SB	Ball Valve w/ Temperature Gauge	1	15
MPV-AR	Angle Ball Valve w/ Temperature Gauge	1	15
MPV-AB	Angle Ball Valve w/ Temperature Gauge	1	15
MPE200	Air Vent and Drain Valve	20	120
MPE100	Drain Valve End Piece	20	120
MPX012	1/2" PEX F1807 x 3/4" Adapter	42	336
MPX038	3/8" PEX F1807 x 3/4" Adapter	42	320
MPX058	5/8" PEX F1807 x 3/4" Adapter	42	336
MPX034	3/4" PEX F1807 x 3/4" Adapter	48	192
MPW012	1/2" PEX F1960 x 3/4" Adapter	42	336
MPW038	3/8" PEX F1960 x 3/4" Adapter	42	320
MPW058	5/8" PEX F1960 x 3/4" Adapter	42	336
MPC034	3/4" Manifold Cap	1	320
MPF-FM	Manifold Flowmeter Replacement	20	100

Actuator Valves

PART #	DESCRIPTION	INNER	MASTER
MPA200	24V Thermostatic Actuator, 2 Wire	1	50
MPA400	24V Thermostatic Actuator, 4 Wire	1	50

High Corrosion Resistance Stainless Steel PEX Fittings offer premium quality and durability for all Pex installations. Their high corrosion resistance makes them ideal for areas with high acidity or water quality issues. Stainless Steel fittings are up to twice as strong as brass and poly, and unlike brass, are not susceptible to dezincification.

SS 304 Elbow
F1807



PART #	SIZE	INNER	MASTER
S-PXLN0012	1/2" X 1/2"	10	1000
S-PXLN0034	3/4" X 3/4"	10	500
S-PXLN0100	1" X 1"	10	250

SS 304 Elbow
F1807 x MIP



PART #	SIZE	INNER	MASTER
S-PXML1212	1/2" X 1/2" MIP	10	300
S-PXML3434	3/4" X 3/4" MIP	10	200

SS 304 Adapter
F1807 x FIP



PART #	SIZE	INNER	MASTER
S-PXFA1212	1/2" X 1/2" FIP	10	500
S-PXFA1234	1/2" X 3/4" FIP	10	400
S-PXFA3412	3/4" X 1/2" FIP	10	400
S-PXFA3434	3/4" X 3/4" FIP	10	400
S-PXFA1010	3/4" X 1" FIP	10	250
S-PXFA1010	1" X 1" FIP	10	250

SS 304 Adapter
F1807 x MIP



PART #	SIZE	INNER	MASTER
S-PXMA0012	1/2" X 1/2" MIP	10	500
S-PXMA1234	1/2" X 3/4" MIP	10	400
S-PXMA3412	3/4" X 1/2" MIP	10	400
S-PXMA3434	3/4" X 3/4" MIP	10	400
S-PXMA3410	3/4" X 1" MIP	10	250
S-PXMA1034	1" X 3/4" MIP	10	250
S-PXMA1010	1" X 1" MIP	10	200

SS 304 Tee
F1807



PART #	SIZE	INNER	MASTER
S-PXTE1238	1/2" X 1/2" X 3/8"	10	600
S-PXTE0012	1/2" X 1/2" X 1/2"	10	600
S-PXRT3411	3/4" X 1/2" X 1/2"	10	400
S-PXRT3413	3/4" X 1/2" X 3/4"	10	400
S-PXTE3438	3/4" X 3/4" X 3/8"	10	400
S-PXRT3431	3/4" X 3/4" X 1/2"	10	400
S-PXTE0034	3/4" X 3/4" X 3/4"	10	400
S-PXRT3410	3/4" X 3/4" X 1"	10	250
S-PXRT1013	1" X 1/2" X 3/4"	10	250
S-PXRT1121	1" X 1/2" X 1"	10	200
S-PXRT1031	1" X 3/4" X 1/2"	10	200
S-PXRT1033	1" X 3/4" X 3/4"	10	200
S-PXRT1341	1" X 3/4" X 1"	10	200
S-PXRT1112	1" X 1" X 1/2"	10	200
S-PXRT1134	1" X 1" X 3/4"	10	200
S-PXTE0100	1" X 1" X 1"	10	150

SS 304 Coupling
F1807



PART #	SIZE	INNER	MASTER
S-PXCP0012	1/2" X 1/2"	10	1000
S-PXRC3412	3/4" X 1/2"	10	700
S-PXCP0034	3/4" X 3/4"	10	700
S-PXRC1034	1" X 3/4"	10	500
S-PXCP100	1" X 1"	10	500

SS 304 Drop Ear Elbow
F1807 x FIP



PART #	SIZE	INNER	MASTER
S-PXDL0012	1/2" X 1/2" FIP	10	250
S-PXDL3412	3/4" X 1/2" FIP	10	200
S-PXDL0034	3/4" X 3/4" FIP	10	200

SS 304 Plug
F1807



PART #	SIZE	INNER	MASTER
S-PXPL0012	1/2"	10	800
S-PXPL0034	3/4"	10	600
S-PXPL0100	1"	10	300

STAINLESS STEEL CRIMP PEX VALVES

ASTM F1807 CRIMP PEX

High Corrosion Resistance Stainless Steel PEX Fittings offer premium quality and durability for all Pex installations. Their high corrosion resistance makes them ideal for areas with high acidity or water quality issues. Stainless Steel fittings are up to twice as strong as brass and poly, and unlike brass, are not susceptible to dezincification.

SS 304 PEX Ball Valve
F1807

- Temperature Range: Up to 400°F (204°C)
- Maximum Pressure: 200 PSI
- Crimp PEX end conforms to ASTM F1807
- Complies to NSF/ANSI 61 & 372



PART #	SIZE	INNER	MASTER
600SS-P012	1/2×1/2	1	80
600SS-P034	3/4×3/4	1	60
600SS-P001	1×1	1	40

SS 304 PEX T-Handle Ball Valve
F1807

- Temperature Range: Up to 400°F (204°C)
- Maximum Pressure: 200 PSI
- Crimp PEX end conforms to ASTM F1807
- Complies to NSF/ANSI 61 & 372



PART #	SIZE	INNER	MASTER
615SS-P012	1/2×1/2	1	250
615SS-P034	3/4×3/4	1	150
615SS-P001	1×1	1	100

PEX Clamps

1/2" & 3/4" Dual Clamp With Nail

*** NEW**

- Durable polyethylene construction
- Tubing is not damaged if anchor is over driven



PART #	SIZE	INNER	MASTER
HCD1234	Fits 1/2" & 3/4"	50	1000

Half Clamp With Nail

Supports pipe lines running next to walls or beams

- Durable polyethylene construction
- Tubing is not damaged if anchor is over driven



PART #	SIZE	INNER	MASTER
HC012	1/2"	50	2000
HC034	3/4"	50	1500
HC001	1"	50	1000

Full Clamp With Nail

Supports pipe lines running next to walls or beams

- Durable polyethylene construction
- Tubing is not damaged if anchor is over driven



PART #	SIZE	INNER	MASTER
PS012	1/2"	50	2000
PS034	3/4"	50	1500
PS001	1"	50	1000

Plastic Bend Support

Supports pipe lines running next to walls or beams

- Plastic with Nail Tab
- Bends Flexible pipe



PART #	SIZE	INNER	MASTER
PBS012	1/2"	10	400
PBS034	3/4"	10	200

Suspension Clamp - 2 Hole

- Plastic 2-hole pipe clamps
- Isolates tubing from framing



PART #	SIZE	INNER	MASTER
SC012	1/2"	50	2000
SC034	3/4"	50	1000
SC001	1"	50	800
SC114	1-1/4"	50	500
SC112	1-1/2"	50	400
SC002	2"	50	400

Standard Clamp - 2 Hole

- Plastic 2-hole pipe clamps
- Isolates tubing from framing



PART #	SIZE	INNER	MASTER
PC012	1/2"	50	1500
PC034	3/4"	50	1200
PC001	1"	50	1000
PC114	1-1/4"	25	800
PC112	1-1/2"	25	600
PC002	2"	25	400

Metal Stud Insulator

Supports pipe lines running through metal studs

- Reduces noise from tubing expansion
- For use on metal studs 18GA or lighter



PART #	SIZE	INNER	MASTER
MSI012	1/2"	50	1600
MSI034	3/4"	50	1600
MSI001	1"	50	2000

Pipe Insulator Cap

Supports pipe lines running through wood beams

- Plastic pipe insulators
- Isolates tubing from wood framing



PART #	SIZE	INNER	MASTER
PIC012	1/2"	50	400
PIC034	3/4"	50	400
PIC001	1"	50	400

PEX Crimp Rings & Sleeves

Copper Crimp Ring
Domestic



PART #	SIZE	INNER	MASTER
C-EPCR0038	3/8"	100	2000
C-EPCR0012	1/2"	100	2000
C-EPCR0058	5/8"	100	1200
C-EPCR0034	3/4"	100	1200
C-EPCR0100	1"	100	500

Stainless Steel
Crimp Sleeve



SSCR0012	1/2"	100	3000
SSCR0034	3/4"	50	1500
SSCR0100	1"	50	800
SSCR0114	1-1/4"	10	360
SSCR0112	1-1/2"	10	250
SSCR0200	2"	10	120

Copper Ring



PART #	SIZE	INNER	MASTER
EPCR0038	3/8"	100	2000
EPCR0012	1/2"	100	2000
EPCR0058	5/8"	100	1200
EPCR0034	3/4"	100	1200
EPCR0100	1"	100	500
EPCR0114	1-1/4"	50	200
EPCR0112	1-1/2"	50	100
EPCR0200	2"	25	100

OETIKER® PEX CONNECTING SOLUTIONS

Benefits



- One tool for all sizes
- 360° Stepless design
- NSF Certified to NSF/ANSI 14
- Fast, simple and secure installation

Oetiker PEX Grip Stainless Steel Clamps

PEXGrip®



- PEX Grip technology preset to grip tube
- Prevents clamp from sliding for easier crimping
- Narrow band for concentrated seal compression
- Patent Pending

PART #	SIZE	INNER	MASTER
G-OTCR0038	3/8"	100	4000
G-OTCR0012	1/2"	100	2000
G-OTCR0058	5/8"	50	2500
G-OTCR0034	3/4"	100	2000
G-OTCR0100	1"	50	1300

Oetiker Hand Ratchet Pincer Design for PEX Grip Clamps

- 3-Handle model allows for single handed installation
- Can be calibrated, with GO/NO-GO gauge included
- Heavy-duty professional grade tool
- Lightweight for easy handling



PART #	DESCRIPTION	INNER	MASTER
14100280	3-Handle Ratchet Pincer	1	20
14100069	2-Handle Ratchet Pincer	1	20

Oetiker Pro Spec Hand Tube Cutter

- Replaceable v shaped hollow ground blade
- Blade safely stores in jaws when locked
- Soft molded, spring loaded handles
- Thumb actuated lock



PART #	DESCRIPTION	INNER	MASTER
14100504	Hand Clamp Cutter	5	20

Oetiker Hand Clamp Cutter

- Quick and easy ear clamp cutting
- Straight soft grip handles
- Clear vision on application
- Safest method of clamp removal



PART #	DESCRIPTION	INNER	MASTER
14100519	Hand Clamp Cutter	5	20

RADIAL HAND TUBING CUTTER

Compact and Easy

- For PEX tube, plastic conduit and gas pipe
- Automatically adjusts to tube diameter
- Compact tool cuts tube square, keeps it round
- Cuts tubing up to 7/8"

PART #	SIZE
HTC418	1/2" - 1"





PEX & PVC TUBING CUTTER

High Quality Blade

- For Use in Cutting Tubing 3/8" - 1"
- Minimal Effort Required for Cutting
- Rotation System With Steel Socket Equipped With Needle Bearings
- Special Edge Geometry and PTFE Coating
- Automatic Blade Release
- One Handed Locking System
- Rubber Grip With Anti-Impact System

PART #	SIZE
MPPC	Cuts up to 1″





PEX & PVC TUBING CUTTER

High Quality Blade

- Easy-To-Use Handle makes cutting simple and effective
- Compact Design for use in tight spaces
- Spring Loaded Handle for quick cutting
- One Handed Lock Hook on Handle
- Stainless Steel Blade
- Professional Grade Construction
- Convenient Pouch Carrying Case

PART #	SIZE
PSSC-G Red	Cuts up to 1″
PSSC-G Gray	Cuts up to 1″





XL TUBING CUTTER

High Quality Blade

- For use in cutting tubing 3/8” - 2”
- Heavy Duty Cutting Tool
- Long handles for leverage and cutting power
- Precise and effortless cutting
- Rubber Grip Handles
- Stainless Steel V-Edge Blade
- Ratchet cutting action

PART #	SIZE
PSBC2	Cuts up to 2″





PEX CINCH TOOL

High Grade Steel

- Ergonomic designed rubber grip handles
- Conforms to ASTM F876/F877 standards
- Constructed of high grade steel
- Usable with SS PEX clamps sizes 3/8" - 1"
- For use with crimp style PEX fittings
- Factory adjusted and comes with calibration tool

PART #	SIZE
PCT	3/8″ - 3/4″
R1246	3/8" - 1"





CINCH AND CUT TOOL

Installation and Cutting Tool

- Two built-in jaws on the tool head
- Conventional ratchet clamp w/ added clamp cutting feature
- Made of high grade steel
- Can be used horizontally and vertically to fit into a tight spot
- ASTM F1807 and IT9 ISO H9/19
- Makes clamp removal quick & easy. No twisting or pulling needed

PART #	SIZE
R1247	3/8" - 1"





RATCHET DUAL JAW PEX CINCH TOOL

Cinch From Two Angles

- Two built-in jaws on the tool head
- Can be used horizontally and vertically to fit into a tight spot
- Ratchet design makes the installation easily done
- For clamps on F1807 and F2159 fittings 3/8" - 1"
- Side jaw perfect to use in a tight spaces
- Made of high grade steel

PART #	SIZE
R1248	3/8" - 1"





ONE HAND CINCH TOOL

With LED Light

- LED Light confirms that the clamp is safely secured
- For Stainless Steel Pex Cinch Grip Clamps
- Pinch 3/8″, 1/2″, 3/4″, 5/8″ and 1″ Pex Cinch Grip Clamps
- One-Hand Ratchet Design
- Rubber Grip Handles
- Conforms to ASTM F2098 Standard
- Factory Tuned

PART #	SIZE
R1654	3/8″ - 1″





HEAVY DUTY CRIMP TOOL

High Grade Steel

- Professional grade, heavy duty construction
- Constructed of high grade steel
- Meets ASTM F1807 standard
- Molded grips for extra comfort and grip
- Go-No-Go Gauge included
- Factory tuned



PART #	SIZE
R1658	1/2" & 3/4"
R1659	1/2"
R1660	3/4"
R1661	1"

GO-NO-GO GAUGE

PART #	SIZE
GNGG5	3/8", 1/2", 5/8", 3/4", 1"(5 Sizes)



ANGLE CRIMP TOOL

High Grade Steel

- Allows for easy installation in tight spaces
- Constructed of high grade steel
- Allows for easy installation in tight spaces
- Conform to ASTM F2098 standard
- Rubber grip handles
- Ergonomic design



PART #	SIZE
R1656	1/2"
R1657	3/4"



4-IN-1 SIZE-ALL COMPOSITE HANDLE PEX CRIMPING TOOL

- This unique tool has built-in 1" jaws with spring loaded pins
- Interchangeable dies for 3/8", 1/2", 3/4" and 1"



PART #	SIZE
CRT-MJ4	3/8" - 1"



PEX RING REMOVAL TOOL

High Grade Steel

- Remove PEX rings with ease
- Allows fitting to be reusable
- Quick and simple ring removal
- Heavy duty tool
- Constructed of high grade steel
- Disengages copper crimp ring and stainless steel pinch clamps
- Cuts PEX crimp rings in sizes 1/2", 3/4", and 1"
- No flame, no solder, flux or gas used
- No solvents, bonding agents or glue used



PART #	SIZE
R1655	1/2" - 1"



EXPANSION TOOL

- Three Expansion Heads



PART #	SIZE
TKM1960	1/2", 3/4", 1"



CRIMP TOOL FOR STAINLESS STEEL PEX SLEEVES

- Instant One Button Jaw Changing Design
- Interchangeable Jaw for Copper Crimp Rings or Viega Sleeves
- Copper Ring Crimp Jaws Sold Separately
- Jaws Change by Pressing the Side Buttons
- Heavy Duty Tool
- Easy Calibration
- Sturdy Aluminum Case

PART #	SIZE
R1262	3/8"-1"



sales@everflowsupplies.com · 908-436-1100 · fax: 908-436-1162

The Complete Package.



EVERFLOW™

everflowsupplies.com | 908.436.1100



PEXFLOW™

Texas I New Jersey I Illinois I Georgia

PEXFLOW A Division of Everflow Supplies Inc. I 908.436.1100

everflowsupplies.com/pexflow


PIERS™
MANUFACTURING
HANGERS | CLAMPS | ACCESSORIES

PROUD TO SUPPORT YOU WITH QUALITY & TRUST.

We are proud to present you with our new Piers Hangers, Clamps and Accessories Catalog.

Piers is a leading manufacturer of a broad range of pipe hangers, supports and related accessory products, for use in the plumbing, HVAC, fire protection and related industries. All Piers products are manufactured to meet or exceed industry standards. Many of Pier's products are (UL) Underwriters Laboratory listed and meet (FM) Factory Mutual approvals. Piers offers a number of protective coatings and finishes for our entire line of products. Our material, finish and coating combinations are formulated to maximize vibration, abrasion, corrosion and electrical resistance.

Our Network of modern distribution centers in Texas, New Jersey and Illinois allow us to better serve our customers by providing shorter shipping times and increased inventory, while reducing costs. Our vast product offering provides our customers access to the most complete pipe support line in the industry.

We appreciate the opportunity to be at your assistance and serve your needs.

Notice: Piers reserves the right to change the specifications, materials, pricing, pack quantity and availability at any time without prior notice. While every effort has been made to assure accuracy of information contained in this catalog, Piers is not responsible for undetected errors or omissions.

Warning: Piers products are manufactured and intended for use according to industry standards. Customers should exercise care and caution to use and install these products properly according to specifications and industry standards as to avoid potential accidents. Products should never be used for unintended purposes.

Copyright © Piers Manufacturing Inc.



www.piersmfg.com

Distributed by **Everflow Supplies**
Texas | New Jersey | Illinois

PIERS MANUFACTURING

TABLE OF CONTENTS

PIPE HANGERS

	CLEVIS HANGERS	Pg. 12-18
	SWIVEL HANGERS	Pg. 19-21
	ROLLER HANGERS	Pg. 22-23
	SPLIT RING HANGERS	Pg. 24-25
	DWV HANGERS	Pg. 26
	BELL HANGERS	Pg. 26
	U-BOLTS	Pg. 27
	CPVC 2 HOLE STRAPS	Pg. 28
	CPVC WRAP AROUND STRAPS	Pg. 28
	CPVC STAND OFF STRAPS	Pg. 29
	CPVC SIDE MOUNTED STRAPS	Pg. 29
	RISER CLAMPS	Pg. 30-33
	STRUT & CONDUIT CLAMPS	Pg. 34-38

BEAM CLAMPS

	BEAM CLAMPS	Pg. 36
	C CLAMPS	Pg. 37
	PURLIN CLAMPS	Pg. 37

CEILING & BEAM SUPPORTS

	CEILING FLANGES	Pg. 38
	SIDE BEAM CONNECTORS	Pg. 39
	ANGLE BRACKETS	Pg. 39

RODS, STRUTS & ROOF BLOCKS

	STRUT CHANNELS	Pg. 41
	THREADED RODS	Pg. 42
	ROOFTOP SUPPORT BLOCK	Pg. 40

FASTENERS & ACCESSORIES

	LONG SPRING CHANNEL NUTS	Pg. 43
	ROD COUPLINGS	Pg. 44
	DROP IN ANCHORS	Pg. 44
	EXPANSION SHIELDS	Pg. 44
	HEX BOLTS	Pg. 46
	HEX NUTS	Pg. 47
	WASHERS	Pg. 47
	COACH SCREWS	Pg. 45
	LAG SCREW RODS	Pg. 45

PROTECTIVE PLATES & GUARDS

	STUD SHOES	Pg. 56
	BOCA PLATES	Pg. 67
	PLATE STRAPS	Pg. 63-67
	STUD GUARDS	Pg. 54-56

PIPE ACCESSORIES

	HANGER STRAPS	Pg. 49-52
	DUCT STRAPPING	Pg. 48
	COPPER STUB BRACKET	Pg. 48
	DUCT HANGERS	Pg. 53
	PIPE HOOKS	Pg. 57-58
	PIPE STRAPS	Pg. 59-61
	FLATE TUBE NAILER	Pg. 62
	CLAMPS WITH NAIL	Pg. 68
	PIPE CLAMPS	Pg. 69
	TUB HANGER	Pg. 53


PIERS
c UL us
LISTED
FM
APPROVED
PIERS
c UL us
LISTED
FM
APPROVED
2"

PICTORIAL INDEX

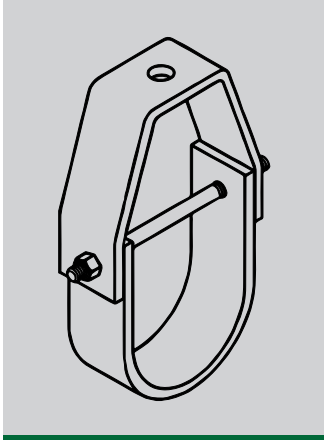

CLEVIS HANGERS
pages 12-18

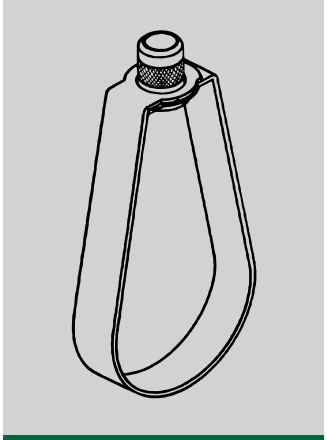

SWIVEL HANGERS
pages 19-21

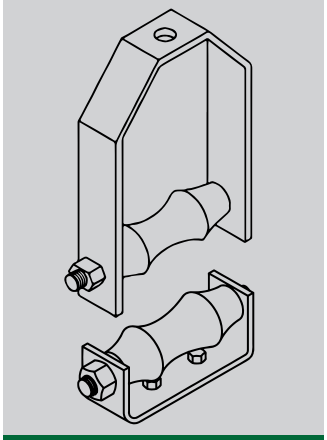

ROLLER HANGERS
page 22-23

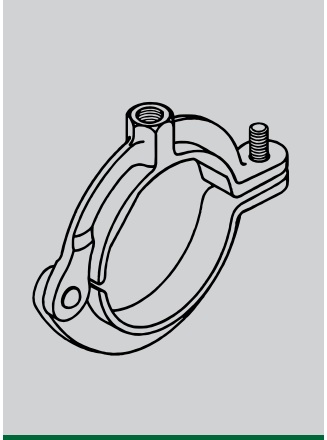

SPLIT RING HANGERS
page 24-25

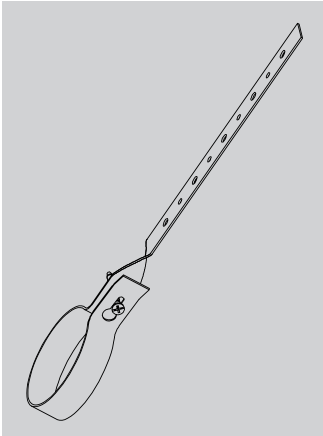

DWV HANGERS
page 26

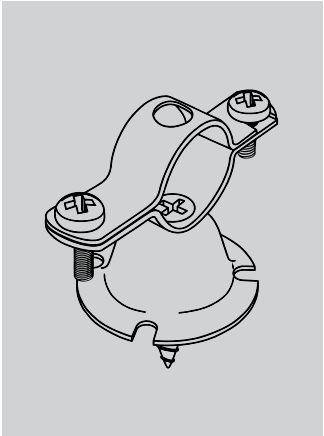

BELL HANGERS
page 26

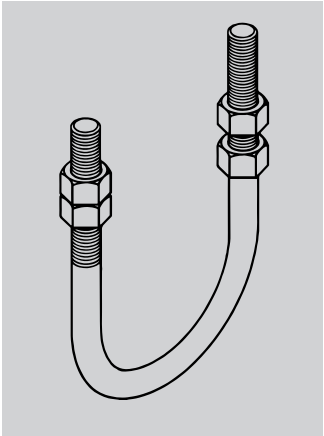

U BOLTS
page 27

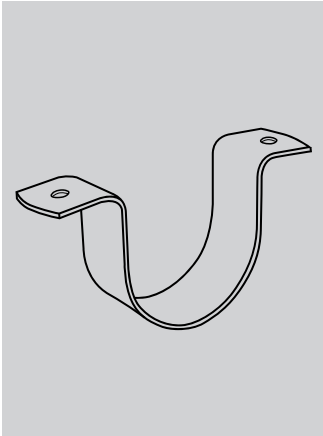

CPVC 2 HOLE STRAPS
page 28

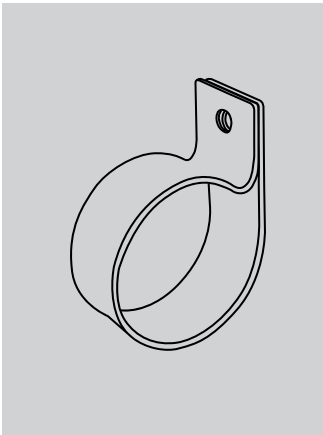

CPVC WRAP AROUND STRAPS
page 28

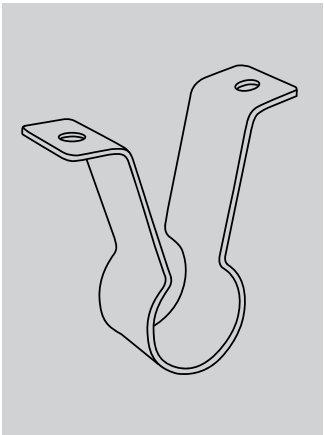

CPVC STAND OFF STRAPS
page 29

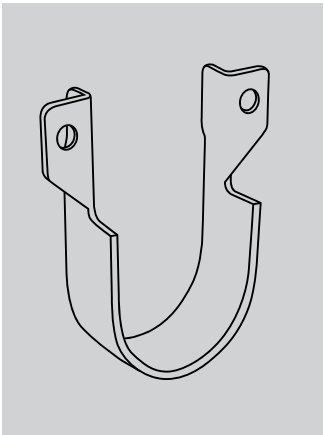

CPVC SIDE MOUNT STRAPS
page 29

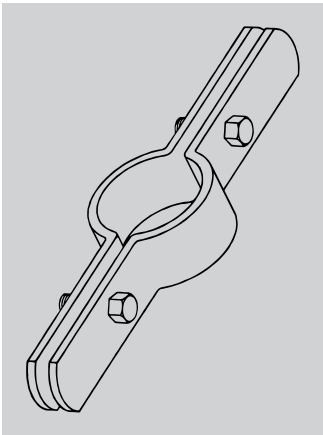

RISER CLAMP
pages 30-33

PICTORIAL INDEX

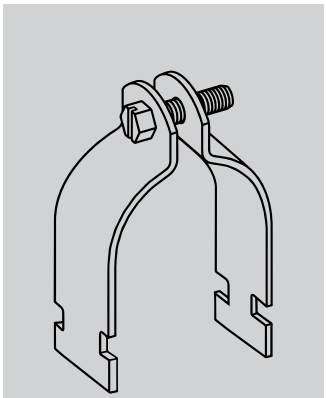

STRUT & CONDUIT CLAMPS
pages 34-38

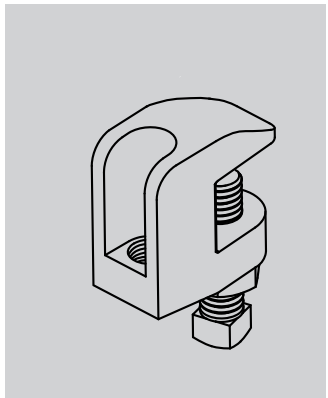

BEAM CLAMPS
page 36

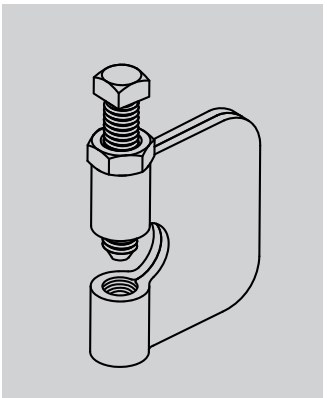

C CLAMPS
page 37

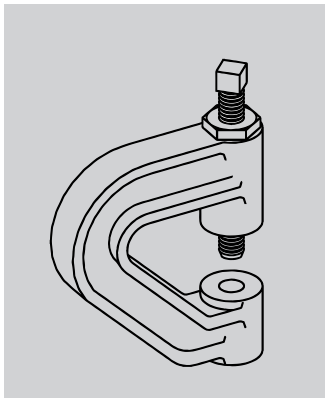

PURLIN CLAMPS
page 37

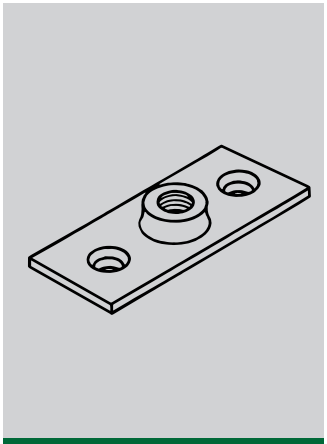

CEILING FLANGES
page 38

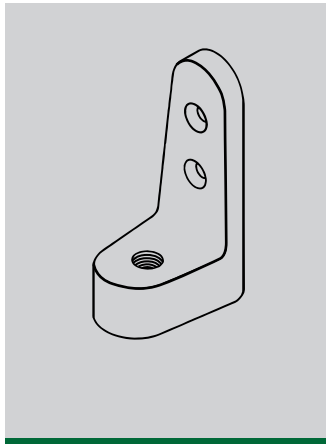

BEAM CONNECTORS
page 38

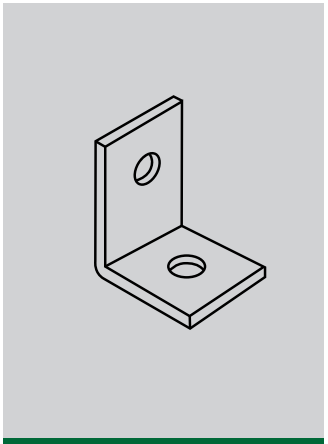

ANGLE BRACKETS
page 38

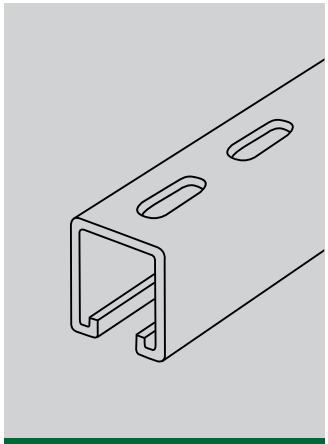

METAL STRUTS
page 41

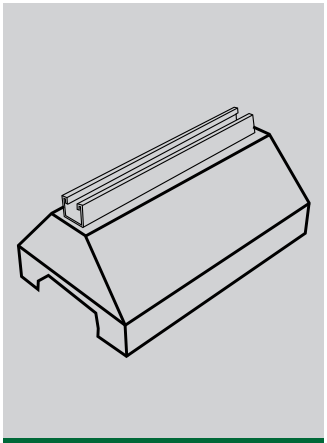

ROOFTOP SUPPORT BLOCKS
page 40



TREADED RODS
page 42

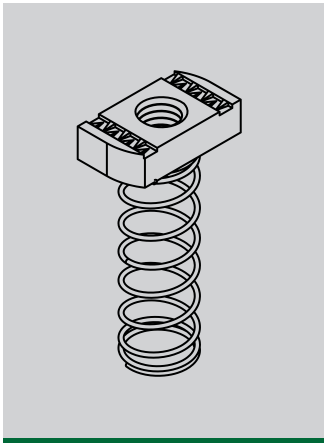

LONG SPRING CHANNEL NUTS
page 43

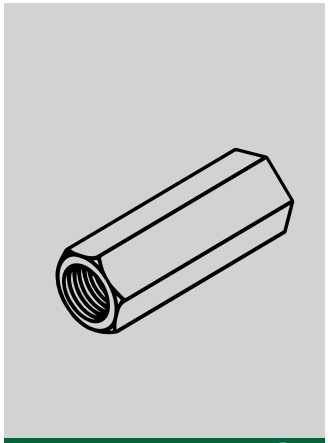

ROD COUPLINGS
page 42

PICTORIAL INDEX

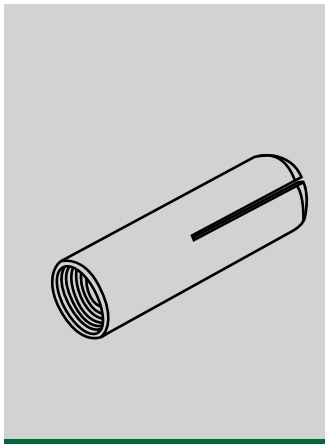

DROP IN ANCHORS
page 44

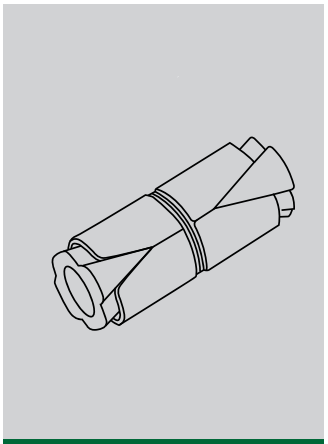

DOUBLE EXPANSION SHIELD COUPLINGS
page 44

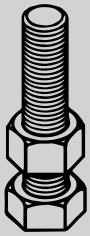

HEX BOLTS
pages 46

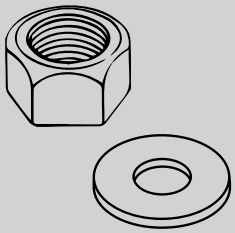

HEX NUTS & WASHERS
page 47



COACH SCREWS
page 45



LAG SCREW RODS
page 45



STUD SHOES
page 56

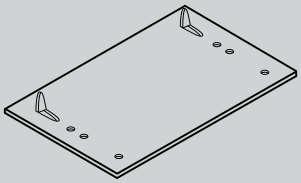

BOCA PLATES
page 67

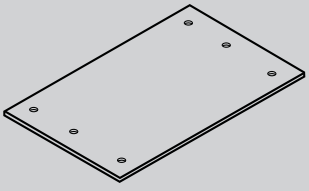

PLATE STRAPS
pages 63-67

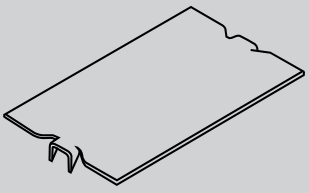

STUD GUARDS
pages 54-56

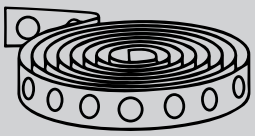

PIPE STRAPPING
pages 49-52

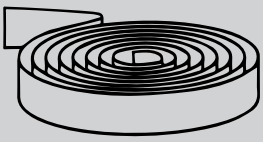

DUCT STRAPPING
page 48

PICTORIAL INDEX

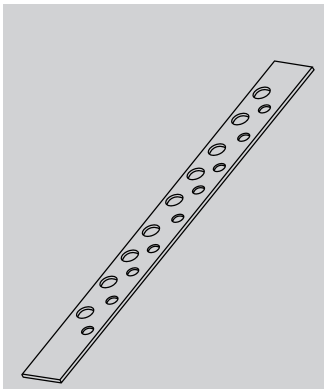

COPPER STUB BRACKETS
page 48

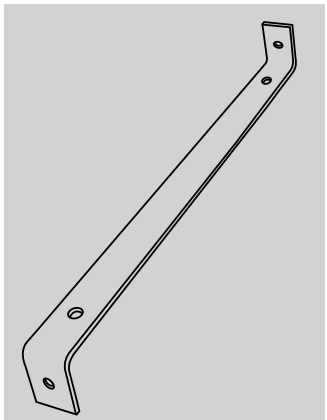

DUCT HANGERS
page 53

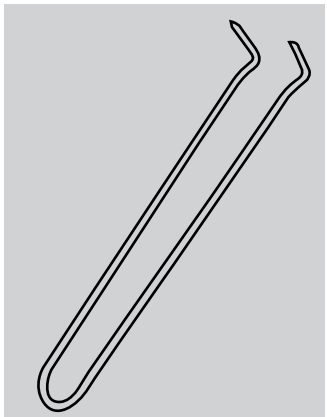

PIPE HOOH
pages 57-58

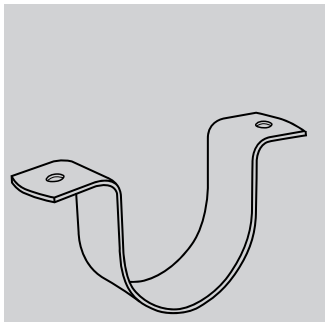

HEAVY DUTY PIPE STRAPS
page 59

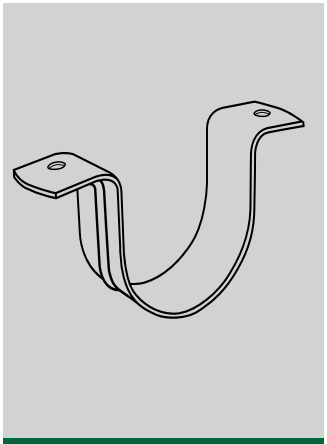

PIPE STRAPS
pages 60-61

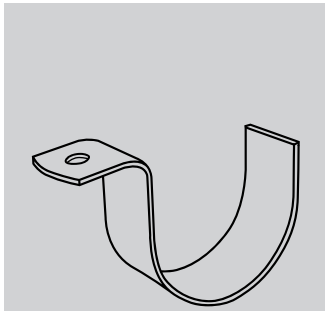

ONE HOLE PIPE STRAPS
page 62

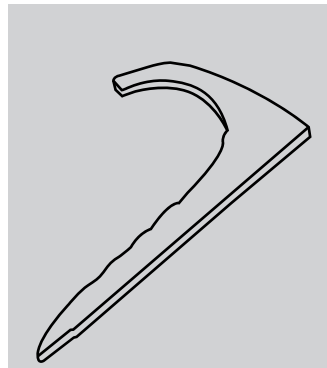

FLAT TUBE NAILER
page 62

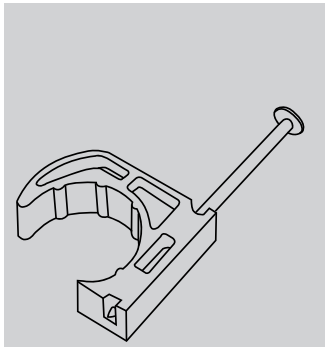

HALF CLAMP WITH NAIL
page 68

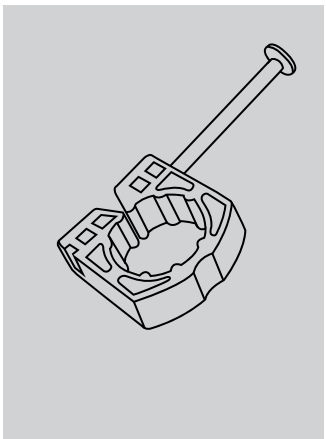

FULL CLAMP WITH NAIL
page 68

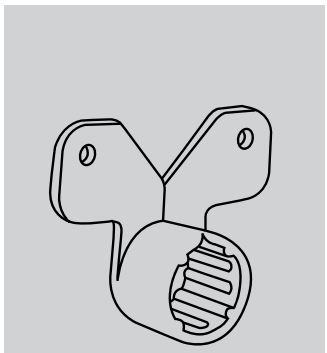

SUSPENSION CLAMP
page 69

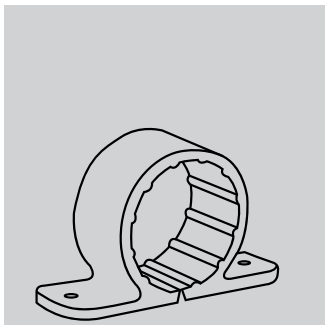

STANDARD PIPE CLAMP
page 69

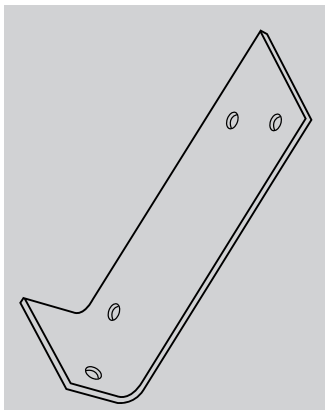

TUB HANGER
pages 53



Finishes

Plain
The plain finish designation means that the product retains the oiled surface applied to the steel prior to the rolling process. This method offers no protection from corrosion.

Electro-Galvanized ASTM B633
An electro-galvanized process deposits zinc on the surface of the steel or iron by electrolysis from a bath of zinc salts. The thickness of zinc applied in this method is between 0.2 mils to 0.5 mils [5.1 µm to 12.7 µm] and meet ASTM B633. EG finish is usually recommended for indoor use in relatively dry areas.

Plastic Coated
Products in this finish are plastic or vinyl coated for prevention of galvanic reaction between materials or for noise reduction. These coated products can also be used where contact between glass pipe and hanger is not desirable.

Yellow Zinc Dichromate
Products in this finish are electro-galvanized with an extra coat of yellow-ish dichromate applied over the zinc.This results in a yellowish-gold appearance and acts as a nonporous barrier sealant that is corrosion resistant and can be painted.

Hot Dip Galvanized ASTM 123
The zinc coating in this finish is applied by hot dipping the fabricated product. The product is dipped in molten zinc and is completely covered on all surfaces including edges and welds which creates a metallurgical bond. This coating is generally recommended for areas exposed to extreme humidity commonly evident in outdoor exposure or in uncontrolled atmospheric conditions and will normally protect steel for up to 20 years or more. The zinc coating thickness is typically 2.6 mils [66.0 µm] or 1.5 oz. per square foot [0.46 kg per square meter] per side.

Pre-Galvanized ASTM A653
Pre-galvanized zinc is produced by hot dipping the steel coil or sheet through molten zinc at the mill prior to fabrication. This is also known as "mill galvanized" or "hot-dipped mill galvanized" Coils are then slit to size for fabrication of the finished product. Coating thicknesses of G90, is 0.90 ounces per square foot (0.27 kg/m2) of steel surface. During the fabrication of this product, the cut edges and welded areas are no longer zinc coated. However, the zinc near the uncoated metal provides sufficient protection to any bare areas. Pre-galvanized steel is suitable for use in dry or mildly corrosive atmospheres.

Epoxy Coated / Copper Epoxy Coated ASTM A653
Epoxy powder coating is applied electrostatically after fabrication as a free-flowing, dry powder. Once the product is pre-treated and clean, it is coated with the powder. It proceeds through a baking process creating a chemical bond and is finished by curing under heat to form a "skin". It is typically used to create a durable, hard wearing finish that is tougher than conventional paint. This coating provides excellent resistance to chipping, peeling, and corrosion. This coating is also an excellent base should the part need to be painted or powder coated before or after installation.

Powder Coated Supr-Green ASTM-B117
An 8-step electro-deposition epoxy coating. Following a thorough cleaning and phosphate rinse the epoxy is applied by immersing the part in liquid epoxy to ensure coverage in crevices and difficult areas. It is then baked on creating a 0.7 to 0.9 mil [18 - 23 µm] thick coating. This process negates drips and sags and produces a coating that withstands 1000 hours or more in a salt spray test. This coating is also an excellent base should the part need to be painted or powder coated before or after installation.

Stainless Steel
AISI Type 304 and Type 316 are non-magnetic members of the austenitic stainless steel group. Several conditions make the use of stainless steel ideal. These include reducing long term maintenance costs, high ambient temperatures, appearance, and stable structural properties such as yield strength, and high creep resistance.

Copper Plated
Copper plating is the process in which a thin layer of copper is deposited on an item via an electric current. This finish is designed for copper tubing installations and is not intended for corrosion resistance.

The Epoxy Coating Process

Piers Epoxy Coated designated hangers and clamps come standard with epoxy plating that uses a more environmentally friendly method than epoxy coatings that use phosphates and heavy metals. The eight step process results in a superior coating that both enhances corrosion resistance and appearance.

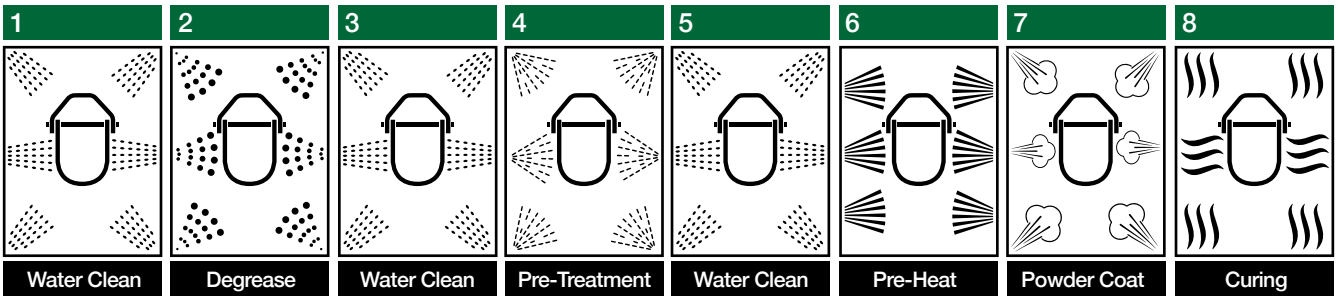

Eight Step Epoxy Plating Process

1. Water Clean - Initial cleaning after forming.
2. Degrease - An alkaline solution to remove oils, lubrication grease, soil, and metal oxides.
3. Water Clean - Removes alkaline solution.
4. Pre-Treatment - Surface pretreatment corrosion protection.
5. Water Clean - Post-vitrification cleaning.
6. Pre-Heat - Preheating prior to powder coating.
7. Powder Coating - Epoxy is applied to minimum thickness of 0.05mm.
8. Curing - Heated to a temperature of 392°F (200°C).



Superior Corrosion Resistance

Piers hangers and clamps with epoxy plating are tested in a 20% salt spray solution that exceeds ASTM B 117-03 salt solution requirements by a factor of 4.
After 240 hours in a salt spray (fog) apparatus, the Piers hanger with epoxy plating showed little to no signs of corrosion or pitting and the finish was still smooth. Compare Piers to a typical electro-zinc plated hanger that shows signifi cant corrosion and pitting after the same test. It is easy to see that epoxy plating, offered as standard, is the superior finish.

Material Specifications

Malleable Iron ASTM A47 Grade 32510
Carbon Steel ASTM A283 Grade C
Carbon Steel ASTM A1011-00 SS Grade 33
Carbon Steel ASTM A1011-00CS Type B
304 Stainless Steel ASTM A240 (Type 304)
316 Stainless Steel ASTM A240 (Type 316)

Approvals & Standards

MSS SP-58, MSS SP-69, WW-H-171, NFPA 13
UL Category VXFT/VXFT7 (UL 203 / ULC/ORD-C203)
FM Class 1951
Epoxy plating is tested according to:
ASTM B117-03 (Epoxy Plating Test)
ASTM D 3359-08 (Epoxy Plating Test)
ASTM D 3363-05 (Epoxy Plating Test)
Bolt and nut hardware for epoxy coated products:
ASME B.18.2.1 (Bolt)
ASME B.18.2.2 (Nut)



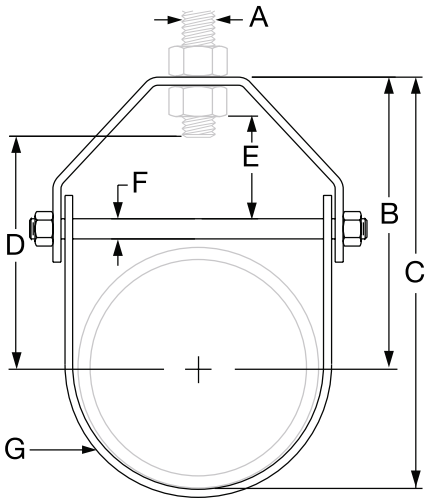

LIGHT DUTY **PLAIN CLEVIS HANGERS**

MSS

Allows vertical adjustment of pipe installation

- Maximum temperature 650° F
- Complies with Manufacturers Standardization Society (MSS) SP-69 Type 1, Federal Specification WW-H-171 Type 1
- In order to prevent failure due to disfiguring the U-strap a full width spacer on the cross bolt is recommended when using an oversized Clevis Hanger

Sizes: 1/2" - 4"

Material: Steel

Finish: Plain

Approvals: Complies with MSS SP-69 Type 1, WW-H-171 Type 1

SIZE INCHES	ITEM PLAIN BLACK	MAX LOAD	WEIGHT	A ROD SIZE	B	C	D ROD OUT	E ADJUSTMENT	F	G WIDTH LOWER	INNER BOX	MASTER BOX	PALLET QTY
1/2"	**HCL-PL12**	200	0.22	3/8	2-1/2	3-1/16	1-1/2	5/8	1/4	7/8	10	50	2400
3/4"	**HCL-PL34**	200	0.23	3/8	2-11/16	3-1/4	1-5/16	5/8	1/4	7/8	10	50	2400
1"	**HCL-PL01**	300	0.27	3/8	3-1/8	3-7/8	1-5/8	5/8	1/4	7/8	10	50	2400
1-1/4"	**HCL-PL114**	300	0.29	3/8	3-1/4	4-1/8	1-11/16	5/8	1/4	7/8	10	50	2400
1-1/2"	**HCL-PL112**	300	0.30	3/8	3-1/4	4-3/16	2-1/8	7/8	1/4	7/8	10	50	2400
2"	**HCL-PL02**	300	0.39	3/8	3-11/16	4-15/16	2-5/8	1-1/8	1/4	1	10	50	2400
2-1/2"	**HCL-PL212**	400	0.78	1/2	4-11/16	6-1/8	3-3/16	1-5/16	3/8	1	-	30	1440
3"	**HCL-PL03**	400	0.72	1/2	4-15/16	6-5/8	4-1/16	1-5/8	3/8	1	-	25	1200
3-1/2"	**HCL-PL312**	450	0.80	1/2	5-3/8	6-15/16	4-3/16	1-13/16	3/8	1	-	25	600
4"	**HCL-PL04**	550	0.97	5/8	5-11/16	7-7/8	4-1/2	1-11/16	3/8	1-3/16	-	25	600



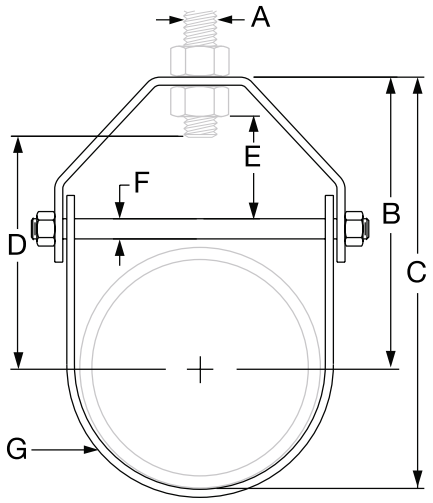

LIGHT DUTY **ELECTRO GALVANIZED & PLASTIC COATED**

MSS

Allows vertical adjustment of pipe installation

- Maximum temperature 450° F
- Complies with Manufacturers Standardization Society (MSS) SP-69 Type 1, Federal Specification WW-H-171 Type 1
- In order to prevent failure due to disfiguring the U-strap a full width spacer on the cross bolt is recommended when using an oversized Clevis Hanger

Sizes: 1/2" - 4"

Material: Steel

Finish: Electro Galvanized & Plastic Coated

Approvals: Complies with MSS SP-69 Type 1, WW-H-171 Type 1

SIZE INCHES	ITEM ELECTRO GALVANIZED	ITEM PLASTIC COATED	MAX LOAD	WEIGHT	A ROD SIZE	B	C	D ROD OUT	E ADJUSTMENT	F	G WIDTH LOWER	INNER BOX	MASTER BOX	PALLET QTY
1/2"	HCL-GE12	HCL-P12	200	0.22	3/8	2-1/2	3-1/16	1-1/2	5/8	1/4	7/8	10	50	2400
3/4"	HCL-GE34	HCL-P34	200	0.23	3/8	2-11/16	3-1/4	1-5/16	5/8	1/4	7/8	10	50	2400
1"	HCL-GE01	HCL-P01	300	0.27	3/8	3-1/8	3-7/8	1-5/8	5/8	1/4	7/8	10	50	2400
1-1/4"	HCL-GE114	HCL-P114	300	0.29	3/8	3-1/4	4-1/8	1-11/16	5/8	1/4	7/8	10	50	2400
1-1/2"	HCL-GE112	HCL-P112	300	0.30	3/8	3-1/4	4-3/16	2-1/8	7/8	1/4	7/8	10	50	2400
2"	HCL-GE02	HCL-P02	300	0.39	3/8	3-11/16	4-15/16	2-5/8	1-1/8	1/4	1	10	50	2400
2-1/2"	HCL-GE212	HCL-P212	400	0.78	1/2	4-11/16	6-1/8	3-3/16	1-5/16	3/8	1	-	30	1440
3"	HCL-GE03	HCL-P03	400	0.72	1/2	4-15/16	6-5/8	4-1/16	1-5/8	3/8	1	-	25	1200
3-1/2"	HCL-GE312	HCL-P312	450	0.80	1/2	5-3/8	6-15/16	4-3/16	1-13/16	3/8	1	-	25	600
4"	HCL-GE04	HCL-P04	550	0.97	5/8	5-11/16	7-7/8	4-1/2	1-11/16	3/8	1-3/16	-	25	600

EPOXY PROTECTIVE COATED SHIELD SYSTEM



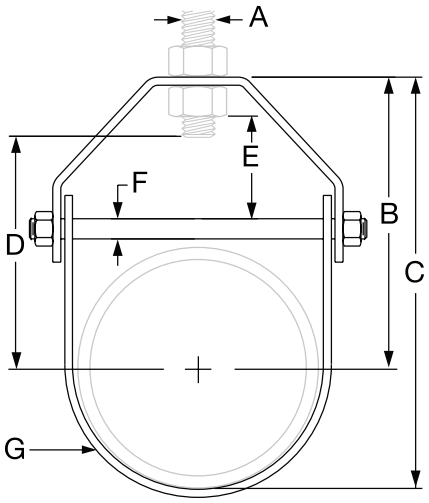

LIGHT DUTY **EPOXY COATED CLEVIS HANGERS**

MSS

Allows vertical adjustment of pipe installation

- Maximum temperature 450° F
- Complies with Manufacturers Standardization Society (MSS) SP-69 Type 1, Federal Specification WW-H-171 Type 1
- In order to prevent failure due to disfiguring the U-strap a full width spacer on the cross bolt is recommended when using an oversized Clevis hanger

Sizes: 1/2" - 4"

Material: Steel

Finish: Epoxy Coated

Approvals: Complies with MSS SP-69 Type 1, WW-H-171 Type 1

SIZE INCHES	ITEM EPOXY COATED	MAX LOAD	WEIGHT	A ROD SIZE	B	C	D ROD OUT	E ADJUSTMENT	F	G WIDTH LOWER	INNER BOX	MASTER BOX	PALLET QTY
1/2"	**HCL-EP12**	150	0.22	3/8	2-1/2	3-1/16	1-1/2	5/8	1/4	7/8	10	50	2400
3/4"	**HCL-EP34**	150	0.23	3/8	2-11/16	3-1/4	1-5/16	5/8	1/4	7/8	10	50	2400
1"	**HCL-EP01**	250	0.27	3/8	3-1/8	3-7/8	1-5/8	5/8	1/4	7/8	10	50	2400
1-1/4"	**HCL-EP114**	250	0.29	3/8	3-1/4	4-1/8	1-11/16	5/8	1/4	7/8	10	50	2400
1-1/2"	**HCL-EP112**	250	0.30	3/8	3-1/4	4-3/16	2-1/8	7/8	1/4	7/8	10	50	2400
2"	**HCL-EP02**	250	0.39	3/8	3-11/16	4-15/16	2-5/8	1-1/8	1/4	1	10	50	2400
2-1/2"	**HCL-EP212**	350	0.78	1/2	4-11/16	6-1/8	3-3/16	1-5/16	3/8	1	-	30	1440
3"	**HCL-EP03**	350	0.72	1/2	4-15/16	6-5/8	4-1/16	1-5/8	3/8	1	-	25	1200
3-1/2"	**HCL-EP312**	450	0.80	1/2	5-3/8	6-15/16	4-3/16	1-13/16	3/8	1	-	25	600
4"	**HCL-EP04**	400	0.97	5/8	5-11/16	7-7/8	4-1/2	1-11/16	3/8	1-3/16	-	25	600



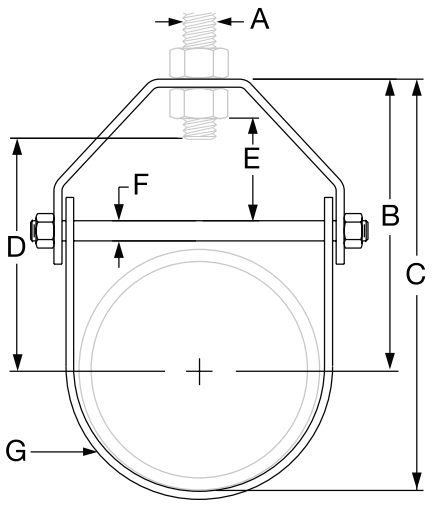

STANDARD PLAIN CLEVIS HANGERS

Designed for suspending pipe with vertical adjustment

- Maximum temperature 650° F
- Underwriters Laboratories Listed (UL) and Factory Mutual Approved (FM)
- Complies with Federal Specification WW-H-171 Type 1, Manufacturers Standardization Society (MSS) SP-69 Type 1
- When using an oversize clevis, it is recommended to install a full-width spacer on the cross bolt to prevent failure due to disfiguring the U-strap

Sizes: 1/2" - 24"

Material: Steel

Finish: Plain

Approvals: UL, FM, Complies with MSS SP-69 Type 1, WW-H-171 Type 1

SIZE INCHES	ITEM PLAIN	MAX LOAD	WEIGHT LBS	A ROD SIZE	B	C	D ROD OUT	E ADJUSTMENT	F	G WIDTH LOWER	INNER BOX	MASTER BOX	PALLET QTY
1/2"	HCS-PL12	610	0.31	3/8	2-1/2	3-1/16	1-1/2	5/8	1/4	7/8	10	50	2400
3/4"	HCS-PL34	610	0.33	3/8	2-11/16	3-1/4	1-5/16	5/8	1/4	7/8	10	50	2400
1"	HCS-PL01	610	0.34	3/8	3-3/16	3-13/16	1-5/8	5/8	1/4	7/8	10	50	2400
1-1/4"	HCS-PL114	610	0.41	3/8	3-1/4	4-1/8	1-11/16	5/8	1/4	7/8	10	50	2400
1-1/2"	HCS-PL112	610	0.43	3/8	3-1/4	4-3/16	2-1/8	7/8	1/4	7/8	10	50	2400
2"	HCS-PL02	610	0.53	3/8	3-11/16	4-15/16	2-5/8	1-1/8	1/4	7/8	10	50	2400
2-1/2"	HCS-PL212	1130	0.74	1/2	4-11/16	6-1/8	3-3/16	1-5/16	3/8	1-1/32	-	30	1440
3"	HCS-PL03	1130	0.99	1/2	4-15/16	6-5/8	4-1/16	1-5/8	3/8	1-1/32	-	25	1200
3-1/2"	HCS-PL312	450	0.80	1/2	5-3/8	6-15/16	4-3/16	1-13/16	3/8	1-1/32	-	25	600
4"	HCS-PL04	1130	1.43	5/8	5-11/16	7-7/8	4-1/2	1-11/16	3/8	1-3/16	-	25	600
5"	HCS-PL05	1430	1.62	5/8	6-1/8	9-3/32	5-1/2	1-15/16	1/2	1-1/4	-	25	400
6"	HCS-PL06	1940	3.26	3/4	6-3/4	10-1/4	5-3/4	1-11/16	1/2	1-7/16	-	10	240
8"	HCS-PL08	2000	4.39	3/4	8-5/8	12-15/16	7-3/16	2	5/8	1-11/16	-	10	240
10"	HCS-PL010	3600	8.64	7/8	9	15	8-7/16	2-1/8	3/4	1-3/4	-	-	160
12"	HCS-PL012	3800	11.32	7/8	11-1/32	18	10-1/8	2-13/16	3/4	1-15/16	-	-	100
14"	HCS-PL014	4200	15.05	1	12-5/8	20-1/4	10-11/16	2-11/16	7/8	1-15/16	-	-	84
16"	HCS-PL016	4600	21.00	1	13-15/16	22-1/16	12	2-3/4	1	2-1/2	-	-	52
18"	HCS-PL018	4800	25.00	1-1/8	14-9/16	25-1/8	13-15/16	3-1/2	1-1/8	2-1/2	-	-	40
20"	HCS-PL020	4800	42.50	1-1/4	15-35/64	27-23/64	16-1/2	4-1/8	1-1/4	3	-	-	28
24"	HCS-PL024	4800	43.50	1-1/4	18-25/64	31-39/64	18-3/8	4-3/4	1-1/4	3	-	-	20



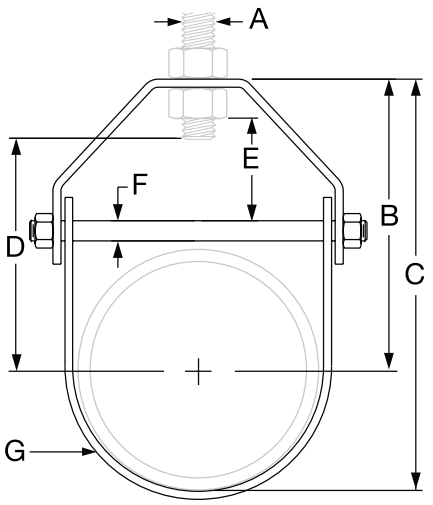

STANDARD ELECTRO GALVANIZED & GALVANIZED

Designed for suspending pipe with vertical adjustment

- Maximum temperature 650° F
- Underwriters Laboratories Listed (UL) and Factory Mutual Approved (FM)
- Complies with Federal Specification WW-H-171 Type 1, Manufacturers Standardization Society (MSS) SP-69 Type 1
- When using an oversize clevis, it is recommended to install a full-width spacer on the cross bolt to prevent failure due to disfiguring the U-strap

Sizes: 1/2" - 24"

Material: Steel

Finish: Electro Galvanized & Galvanized

Approvals: UL, FM, Complies with MSS SP-69 Type 1, WW-H-171 Type 1

SIZE INCHES	ITEM ELECTRO GALVANIZED	ITEM GALVANIZED	MAX LOAD	WEIGHT	A ROD SIZE	B	C	D ROD OUT	E ADJUSTMENT	F	G WIDTH LOWER	INNER BOX	MASTER BOX	PALLET QTY
1/2"	HCS-GE12	HCS-G12	610	0.31	3/8	2-1/2	3-1/16	1-1/2	5/8	1/4	7/8	10	50	2400
3/4"	HCS-GE34	HCS-G34	610	0.33	3/8	2-11/16	3-1/4	1-5/16	5/8	1/4	7/8	10	50	2400
1"	HCS-GE01	HCS-G01	610	0.34	3/8	3-3/16	3-13/16	1-5/8	5/8	1/4	7/8	10	50	2400
1-1/4"	HCS-GE114	HCS-G114	610	0.41	3/8	3-1/4	4-1/8	1-11/16	5/8	1/4	7/8	10	50	2400
1-1/2"	HCS-GE112	HCS-G112	610	0.43	3/8	3-1/4	4-3/16	2-1/8	7/8	1/4	7/8	10	50	2400
2"	HCS-GE02	HCS-G02	610	0.53	3/8	3-11/16	4-15/16	2-5/8	1-1/8	1/4	7/8	10	50	2400
2-1/2"	HCS-GE212	HCS-G212	1130	0.74	1/2	4-11/16	6-1/8	3-3/16	1-5/16	3/8	1-1/32	-	30	1440
3"	HCS-GE03	HCS-G03	1130	0.99	1/2	4-15/16	6-5/8	4-1/16	1-5/8	3/8	1-1/32	-	25	1200
3-1/2"	HCS-GE312	HCS-G312	450	0.80	1/2	5-3/8	6-15/16	4-3/16	1-13/16	3/8	1-1/32	-	25	600
4"	HCS-GE04	HCS-G04	1130	1.43	5/8	5-11/16	7-7/8	4-1/2	1-11/16	3/8	1-3/16	-	25	600
5"	HCS-GE05	HCS-G05	1430	1.62	5/8	6-1/8	9-3/32	5-1/2	1-15/16	1/2	1-1/4	-	25	400
6"	HCS-GE06	HCS-G06	1940	3.26	3/4	6-3/4	10-1/4	5-3/4	1-11/16	1/2	1-7/16	-	10	240
8"	HCS-GE08	HCS-G08	2000	4.39	3/4	8-5/8	12-15/16	7-3/16	2	5/8	1-11/16	-	10	240
10"	HCS-GE010	HCS-G010	3600	8.64	7/8	9	15	8-7/16	2-1/8	3/4	1-3/4	-	-	160
12"	HCS-GE012	HCS-G012	3800	11.32	7/8	11-1/32	18	10-1/8	2-13/16	3/4	1-15/16	-	-	100
14"	HCS-GE014	HCS-G014	4200	15.05	1	12-5/8	20-1/4	10-11/16	2-11/16	7/8	1-15/16	-	-	84
16"	HCS-GE016	HCS-G016	4600	21.00	1	13-15/16	22-1/16	12	2-3/4	1	2-1/2	-	-	52
18"	HCS-GE018	HCS-G018	4800	25.00	1-1/8	14-9/16	25-1/8	13-15/16	3-1/2	1-1/8	2-1/2	-	-	40
20"	HCS-GE020	-	4800	42.50	1-1/4	15-35/64	27-23/64	16-1/2	4-1/8	1-1/4	3	-	-	28
24"	HCS-GE024	-	4800	43.50	1-1/4	18-25/64	31-39/64	18-3/8	4-3/4	1-1/4	3	-	-	20



EPOXY COATED PROTECTIVE SHIELD SYSTEM

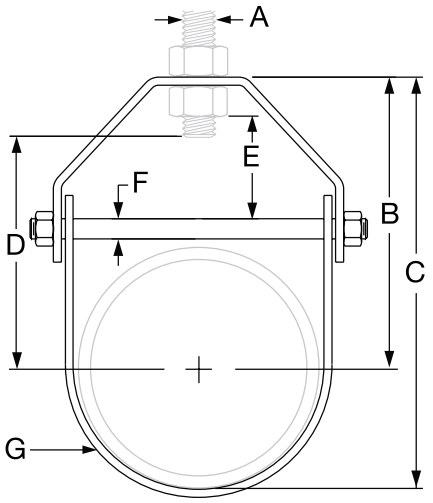

STANDARD EPOXY COATED CLEVIS HANGERS

UL FM MSS

Designed for suspending pipe with vertical adjustment

- Maximum temperature 450° F
- Underwriters Laboratories Listed (UL) and Factory Mutual Approved (FM)
- Complies with Federal Specification WW-H-171 Type 1, Manufacturers Standardization Society (MSS) SP-69 Type 1
- When using insulated pipe, order hanger sized to correspond to overall dimension. It is also recommended to use insulation shields
- When using an oversize clevis, it is recommended to install a full-width spacer on the cross bolt to prevent failure due to disfiguring the U-strap

Sizes: 1/2" - 24"

Material: Steel

Finish: Epoxy Coated

Approvals: UL, FM, Complies with MSS SP-69 Type 1, WW-H-171 Type 1

SIZE INCHES	ITEM EPOXY COATED	MAX LOAD	WEIGHT	A ROD SIZE	B	C	D ROD OUT	E ADJUSTMENT	F	G WIDTH LOWER	INNER BOX	MASTER BOX	PALLET QTY
1/2"	HCS-EP12	610	0.31	3/8	2-1/2	3-1/16	1-1/2	5/8	1/4	7/8	10	50	2400
3/4"	HCS-EP34	610	0.33	3/8	2-11/16	3-1/4	1-5/16	5/8	1/4	7/8	10	50	2400
1"	HCS-EP01	610	0.34	3/8	3-3/16	3-13/16	1-5/8	5/8	1/4	7/8	10	50	2400
1-1/4"	HCS-EP114	610	0.41	3/8	3-1/4	4-1/8	1-11/16	5/8	1/4	7/8	10	50	2400
1-1/2"	HCS-EP112	610	0.43	3/8	3-1/4	4-3/16	2-1/8	7/8	1/4	7/8	10	50	2400
2"	HCS-EP02	610	0.53	3/8	3-11/16	4-15/16	2-5/8	1-1/8	1/4	7/8	10	50	2400
2-1/2"	HCS-EP212	1130	0.74	1/2	4-11/16	6-1/8	3-3/16	1-5/16	3/8	1-1/32	-	30	1440
3"	HCS-EP03	1130	0.99	1/2	4-15/16	6-5/8	4-1/16	1-5/8	3/8	1-1/32	-	25	1200
3-1/2"	HCS-EP312	450	0.80	1/2	5-3/8	6-15/16	4-3/16	1-13/16	3/8	1-1/32	-	25	600
4"	HCS-EP04	1130	1.43	5/8	5-11/16	7-7/8	4-1/2	1-11/16	3/8	1-3/16	-	25	600
5"	HCS-EP05	1430	1.62	5/8	6-1/8	9-3/32	5-1/2	1-15/16	1/2	1-1/4	-	25	400
6"	HCS-EP06	1940	3.26	3/4	6-3/4	10-1/4	5-3/4	1-11/16	1/2	1-7/16	-	10	240
8"	HCS-EP08	2000	4.39	3/4	8-5/8	12-15/16	7-3/16	2	5/8	1-11/16	-	10	240
10"	HCS-EP010	3600	8.64	7/8	9	15	8-7/16	2-1/8	3/4	1-3/4	-	-	160
12"	HCS-EP012	3800	11.32	7/8	11-1/32	18	10-1/8	2-13/16	3/4	1-15/16	-	-	100
14"	HCS-EP014	4200	15.05	1	12-5/8	20-1/4	10-11/16	2-11/16	7/8	1-15/16	-	-	84
16"	HCS-EP016	4600	21.00	1	13-15/16	22-1/16	12	2-3/4	1	2-1/2	-	-	52
18"	HCS-EP018	4800	25.00	1-1/8	14-9/16	25-1/8	13-15/16	3-1/2	1-1/8	2-1/2	-	-	40
20"	HCS-EP020	4800	42.50	1-1/4	15-35/64	27-23/64	16-1/2	4-1/8	1-1/4	3	-	-	28
24"	HCS-EP024	4800	43.50	1-1/4	18-25/64	31-39/64	18-3/8	4-3/4	1-1/4	3	-	-	20



EPOXY PROTECTIVE COATED SHIELD SYSTEM

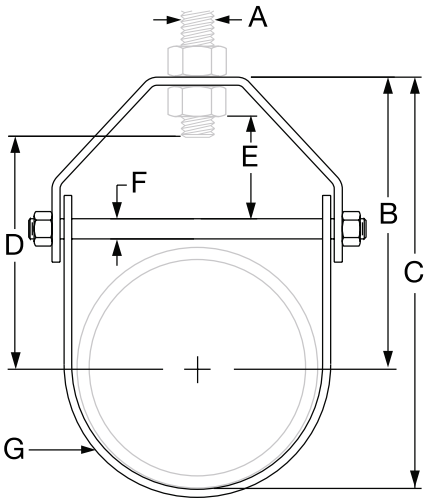

COPPER EPOXY COATED CLEVIS

UL FM MSS

Designed for suspending pipe with vertical adjustment

- Maximum temperature 450° F
- Underwriters Laboratories Listed (UL) and Factory Mutual Approved (FM)
- Complies with Federal Specification WW-H-171 Type 1, Manufacturers Standardization Society (MSS) SP-69 Type 1
- When using insulated pipe, order hanger sized to correspond to overall dimension. It is also recommended to use insulation shields
- When using an oversize clevis, it is recommended to install a full-width spacer on the cross bolt to prevent failure due to disfiguring the U-strap

Sizes: 1/2" - 6"

Material: Steel

Finish: Copper Epoxy Coated

Approvals: UL, FM, Complies with MSS SP-69 Type 1, WW-H-171 Type 1

SIZE INCHES	ITEM COPPER EPOXY COATED	MAX LOAD	WEIGHT	A ROD SIZE	B	C	D ROD OUT	E ADJUSTMENT	F	G WIDTH LOWER	INNER BOX	MASTER BOX	PALLET QTY
1/2"	HCS-EC12	610	0.20	3/8	1-1/2	2-1/8	1-1/2	5/8	1/4	7/8	10	50	2400
3/4"	HCS-EC34	610	0.24	3/8	1-9/16	2-7/16	1-5/16	5/8	1/4	7/8	10	50	2400
1"	HCS-EC01	610	0.27	3/8	1-3/4	2-7/8	1-5/8	5/8	1/4	7/8	10	50	2400
1-1/4"	HCS-EC114	610	0.29	3/8	1-11/16	3-1/16	1-11/16	5/8	1/4	7/8	10	50	2400
1-1/2"	HCS-EC112	610	0.32	3/8	1-3/4	3-3/8	2-1/8	7/8	1/4	7/8	10	50	2400
2"	HCS-EC02	610	0.38	3/8	1-15/16	4-1/16	2-5/8	1-1/8	1/4	7/8	10	50	2440
2-1/2"	HCS-EC212	1130	0.61	1/2	3-1/8	5-13/16	3-3/16	1-5/16	1/4	1-1/32	-	30	1440
3"	HCS-EC03	1130	0.70	1/2	3-1/8	6-5/8	4-1/16	1-5/8	1/4	1-1/32	-	25	1200
3-1/2"	HCS-EC312	1130	0.75	1/2	3-1/8	6-15/16	4-3/8	1-5/8	1/4	1-1/32	-	25	600
4"	HCS-EC04	1130	0.78	1/2	3-3/8	7-3/8	4-1/2	1-11/16	1/4	1-1/32	-	25	600
5"	HCS-EC05	1430	1.89	5/8	3-5/16	8-1/2	5-1/2	1-15/16	3/8	1-1/4	-	25	400
6"	HCS-EC06	1940	2.06	5/8	3-5/8	8-13/16	5-3/4	1-11/16	3/8	1-1/4	-	10	240





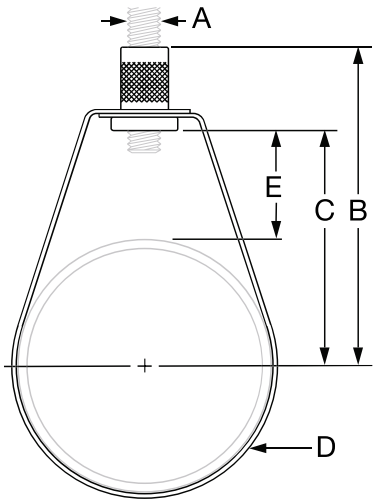

GALVANIZED & PLASTIC COATED SWIVEL HANGERS

Designed for suspending pipe with vertical adjustment

- Knurled insert nut allows for vertical adjustment after installation
- Underwriters Laboratories Listed (UL) and Factory Mutual Approved (FM)
- National Fire Protection Association Standardized (NFPA)
- Complies with Federal Specification WW-H-171E & A-A-1192A Type 10, Manufacturers Standardization Society (MSS) SP-69 & SP-58 Type 10
- Designed for the suspension of insulated pipe lines
- Plastic coating separates the copper tubing from the steel ring for electrolytic resistance and also minimizes noise and vibration

Sizes: 1/2" - 8"

Material: Steel

Finish: Pre Galvanized & Plastic Coated

Approvals: UL, FM, NFPA, Complies with MSS SP-69 & SP-58 Type 10, WW-H-171E & A-A-1192A Type 10

SIZE INCHES	ITEM PRE GALVANIZED	ITEM PLASTIC COATED	MAX LOAD	WEIGHT	A ROD SIZE	B	C	D	E ADJUSTMENT	INNER BOX	MASTER BOX	PALLET QTY
1/2"	HSRN-GP12	HSR-P12	300	0.1	3/8	2-5/32	1-5/8	5/8	1-1/16	10	100	6400
3/4"	HSRN-GP34	HSR-P34	300	0.1	3/8	2-3/8	1-51/64	5/8	1-1/8	10	100	6400
1"	HSRN-GP01	HSR-P01	300	0.1	3/8	2-19/32	1-61/64	5/8	1-1/8	10	100	4800
1-1/4"	HSRN-GP114	HSR-P114	300	0.11	3/8	2-51/64	2-1/8	5/8	1-1/16	10	100	4800
1-1/2"	HSRN-GP112	HSR-P112	300	0.11	3/8	2-57/64	2-7/32	5/8	1-1/16	10	100	4800
2"	HSRN-GP02	HSR-P02	300	0.14	3/8	3-3/32	2-29/64	5/8	1-1/16	10	100	4800
2-1/2"	HSRN-GP212	HSR-P212	525	0.19	3/8	4-9/32	3-21/32	7/8	1-7/8	-	50	2400
3"	HSRN-GP03	HSR-P03	525	0.23	3/8	4-9/16	3-3/4	7/8	2	-	50	2400
3-1/2"	HSRN-GP312	HSR-P312	650	0.25	3/8	4-47/64	3-15/16	7/8	2-1/4	-	50	2400
4"	HSRN-GP04	HSR-P04	650	0.3	3/8	5-3/32	4-29/64	7/8	2-3/8	-	25	1200
5"	HSRN-GP05	HSR-P05	1000	0.5	1/2	5-47/64	5-11/32	3/4	2-7/16	-	25	1200
6"	HSRN-GP06	HSR-P06	1000	0.58	1/2	6-13/16	6-1/16	3/4	2-7/8	-	15	720
8"	HSRN-GP08	HSR-P08	1000	0.58	1/2	8-21/64	7-9/16	3/4	3-3/8	-	10	480

EPOXY PROTECTIVE COATED SHIELD SYSTEM



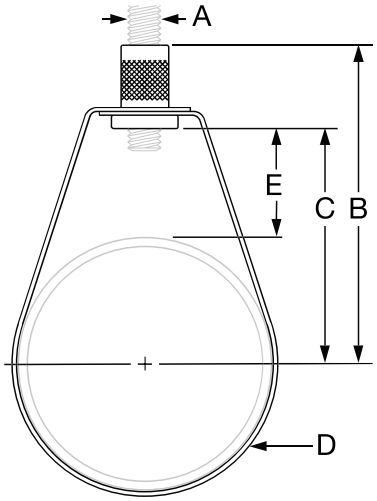

EPOXY COATED SWIVEL HANGERS

Designed for suspending pipe with vertical adjustment

- Knurled insert nut allows for vertical adjustment after installation
- Underwriters Laboratories Listed (UL) and Factory Mutual Approved (FM)
- National Fire Protection Association Standardized (NFPA)
- Complies with Federal Specification WW-H-171E & A-A-1192A Type 10, Manufacturers Standardization Society (MSS) SP-69 & SP-58 Type 10
- Designed for the suspension of insulated pipe lines

Sizes: 1/2" - 8"

Material: Steel

Finish: Epoxy Coated

Approvals: UL, FM, NFPA, Complies with MSS SP-69 & SP-58 Type 10, WW-H-171E & A-A-1192A Type 10

SIZE INCHES	ITEM EPOXY COATED	MAX LOAD	WEIGHT LBS	A ROD SIZE	B	C	D	E ADJUSTMENT	INNER BOX	MASTER BOX	PALLET QTY
1/2"	**HSRN-EP12**	300	0.1	3/8	2-5/32	1-5/8	5/8	1-1/16	10	100	6400
3/4"	**HSRN-EP34**	300	0.1	3/8	2-3/8	1-51/64	5/8	1-1/8	10	100	6400
1"	**HSRN-EP01**	300	0.1	3/8	2-19/32	1-61/64	5/8	1-1/8	10	100	4800
1-1/4"	**HSRN-EP114**	300	0.11	3/8	2-51/64	2-1/8	5/8	1-1/16	10	100	4800
1-1/2"	**HSRN-EP112**	300	0.11	3/8	2-57/64	2-7/32	5/8	1-1/16	10	100	4800
2"	**HSRN-EP02**	300	0.14	3/8	3-3/32	2-29/64	5/8	1-1/16	10	100	4800
2-1/2"	**HSRN-EP212**	525	0.19	3/8	4-9/32	3-21/32	7/8	1-7/8	-	50	2400
3"	**HSRN-EP03**	525	0.23	3/8	4-9/16	3-3/4	7/8	2	-	50	2400
3-1/2"	**HSRN-EP312**	650	0.25	3/8	4-47/64	3-15/16	7/8	2-1/4	-	50	2400
4"	**HSRN-EP04**	650	0.3	3/8	5-3/32	4-29/64	7/8	2-3/8	-	25	1200
5"	**HSRN-EP05**	1000	0.5	1/2	5-47/64	5-11/32	3/4	2-7/16	-	25	1200
6"	**HSRN-EP06**	1000	0.58	1/2	6-13/16	6-1/16	3/4	2-7/8	-	15	720
8"	**HSRN-EP08**	1000	0.9	1/2	8-21/64	7-9/16	3/4	3-3/8	-	10	480



EPOXY COATED PROTECTIVE SHIELD SYSTEM

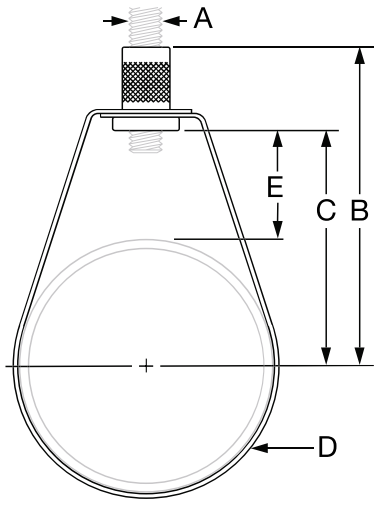

COPPER EPOXY COATED SWIVEL HANGERS

Designed for suspending pipe with vertical adjustment

- Knurled insert nut allows for vertical adjustment after installation
- Underwriters Laboratories Listed (UL) and Factory Mutual Approved (FM)
- National Fire Protection Association Standardized (NFPA)
- Complies with Federal Specification WW-H-171E & A-A-1192A Type 10, Manufacturers Standardization Society (MSS) SP-69 & SP-58 Type 10
- Designed for the suspension of insulated pipe lines

Sizes: 1/2" - 8"

Material: Steel

Finish: Copper Epoxy Coated

Approvals: UL, FM, NFPA, Complies with MSS SP-69 & SP-58 Type 10, WW-H-171E & A-A-1192A Type 10

SIZE INCHES	ITEM COPPER EPOXY COATED	MAX LOAD	WEIGHT LBS	A ROD SIZE	B	C	D	E ADJUSTMENT	INNER BOX	MASTER BOX	PALLET QTY
1/2"	HSR-EC12	300	0.1	3/8	2-9/64	1-7/16	5/8	1-1/16	10	100	6400
3/4"	HSR-EC34	300	0.1	3/8	2-3/8	1-11/16	5/8	1-1/8	10	100	6400
1"	HSR-EC01	300	0.1	3/8	2-13/16	1-13/16	5/8	1-1/8	10	100	4800
1-1/4"	HSR-EC114	300	0.11	3/8	2-7/8	1-7/8	5/8	1-1/16	10	100	4800
1-1/2"	HSR-EC112	300	0.11	3/8	3	2	5/8	1-1/16	10	100	4800
2"	HSR-EC02	300	0.14	3/8	3-3/16	2-3/16	5/8	1-1/16	10	100	4800
2-1/2"	HSR-EC212	525	0.19	3/8	4-9/16	3-5/16	7/8	1-7/8	-	50	2400
3"	HSR-EC03	525	0.23	3/8	5	3-3/4	7/8	2	-	50	2400
3-1/2"	HSR-EC312	650	0.25	3/8	5-1/2	3-15/16	7/8	2-1/4	-	50	2400
4"	HSR-EC04	650	0.3	3/8	6	4-11/16	7/8	2-3/8	-	25	1200
5"	HSR-EC05	1000	0.5	1/2	6-1/2	5-1/4	3/4	2-7/16	-	25	1200
6"	HSR-EC06	1000	0.58	1/2	7-3/4	6-3/16	3/4	2-7/8	-	15	720
8"	HSR-EC08	1000	0.9	1/2	9-5/16	7-11/16	3/4	3-3/8	-	10	480



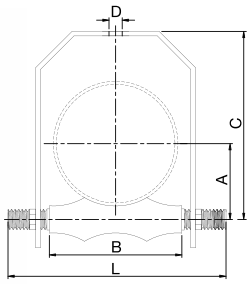

CLEVIS ROLLER HANGER

Designed for suspending pipe with vertical adjustment

- Maximum temperature 450° F
- Complies with Federal Specification A-A-1192A Type 43, WW-H-171-E Type 44, ANSI/MSS SP-69 and MSS SP-58 Type 43
- Non conductive, corrosion resistant Pipe Rollers for protection against severe weather conditions and moderate corrosive conditions such as marine atmospheres.

Sizes: 2" - 16"

Material: Steel

Finish: Hot Dipped Galvanized

Approvals: Complies with ANSI/MSS SP-69 MSS SP-58 Type 43, A-A-1192A Type 43, WW-H-171-E Type44

SIZE INCHES	ITEM GALVANIZED	MAX LOAD	WEIGHT	A	B	C	D	L	EACH	PALLET QTY
2"	HRYA-HD02	150	0.98	1-5/8	2-7/8	4-3/8	7/16	4	1	1300
3"	HRYA-HD03	310	1.61	1-1/4	3-3/4	6-3/8	9/16	5	1	730
4"	HRYA-HD04	475	2.61	2-3/4	4-3/4	7-1/2	11/16	6	1	440
5"	HRYA-HD05	685	4.42	3-1/2	5-3/4	8-5/8	13/16	8	1	200
6"	HRYA-HD06	780	5.86	4	6-7/8	10-1/4	13/16	9	1	150
8"	HRYA-HD08	780	12.08	5-1/8	8-7/8	12-3/4	13/16	12	1	80
10"	HRYA-HD10	965	18.34	6-3/8	11	15	15/16	14-1/2	1	70
12"	HRYA-HD12	1,200	25.3	7-1/2	12-1/2	17-3/8	15/16	16-1/2	1	50
14"	HRYA-HD14	1,200	36.01	8-3/8	14-3/8	18-7/8	1-1/16	18	1	30
16"	HRYA-HD16	1,200	43.68	9-1/2	16-3/8	20-3/4	1-1/16	20-1/2	1	20



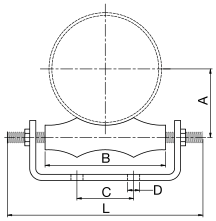

PIPE ROLLER CHAIR

Designed for supporting pipe in horizontal applications

- Maximum temperature 450° F
- Complies with Federal Specification A-A-1192A Type 44, WW-H-171-E Type 45, ANSI/MSS SP-69 and MSS SP-58 Type 44
- Non conductive, corrosion resistant Pipe Rollers for protection against severe weather conditions and moderate corrosive conditions such as marine atmospheres.

Sizes: 2" - 16"

Material: Steel

Finish: Hot Dipped Galvanized

Approvals: Complies with ANSI/MSS SP-69 MSS SP-58 Type 44, A-A-1192A Type 44, WW-H-171-E Type45

SIZE INCHES	ITEM GALVANIZED	MAX LOAD	WEIGHT	A	B	C	D	L	EACH	PALLET QTY
2"	HRC-HD02	600	0.82	1-5/8	2-7/8	1-1/4	0.42	4	1	2600
3"	HRC-HD03	700	1.4	2-1/4	3-3/4	2	0.42	5	1	1500
4"	HRC-HD04	750	2.64	2-3/4	4-3/4	2	0.54	6	1	800
5"	HRC-HD05	750	3.02	3-1/2	5-3/4	3	0.54	8	1	700
6"	HRC-HD06	1,070	5.29	4	6-7/8	3-1/8	0.54	9	1	400
8"	HRC-HD08	1,350	7.58	5-1/8	8-7/8	3-3/8	0.67	12	1	280
10"	HRC-HD10	1,730	13	6-3/8	11	5-1/4	0.67	14-1/2	1	160
12"	HRC-HD12	2,400	19	7-1/2	12-1/2	5-1/2	0.67	16-1/2	1	110
14"	HRC-HD14	3,130	28.04	8-3/8	14-3/8	6-1/2	0.67	18	1	70
16"	HRC-HD16	3,970	37.61	9-1/2	16-3/8	8-1/4	0.67	20-1/2	1	50



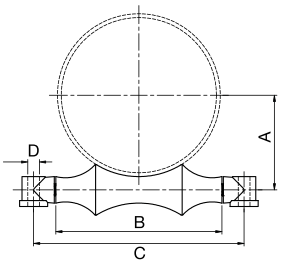

PIPE ROLLER W/ SOCKET

Designed for suspension of pipe from two rods

- Maximum temperature 450° F
- Complies with Federal Specification A-A-1192A Type 41, WW-H-171-E Type 42, ANSI/MSS SP-69 and MSS SP-58 Type 41
- Provides for vertical adjustment; nut at bottom of hanger rod fits into the socket preventing loosening or turning due to vibration.

Sizes: 2" - 16"

Material: Steel

Finish: Hot Dipped Galvanized

Approvals: Complies with ANSI/MSS SP-69 MSS SP-58 Type 41, A-A-1192A Type 41, WW-H-171-E Type 42

SIZE INCHES	ITEM GALVANIZED	MAX LOAD	WEIGHT	A	B	C	D	EACH	PALLET QTY
2"	HRSA-HD02	600	0.55	1-5/8	2-7/8	4-1/2	1/2	1	3850
3"	HRSA-HD03	700	1.09	2-1/4	3/3/4	5-9/16	5/8	1	1950
4"	HRSA-HD04	750	1.6	3-3/4	4-3/4	6-3/4	3/4	1	1300
5"	HRSA-HD05	750	2.34	3-1/2	5-3/4	8-3/8	13/16	1	900
6"	HRSA-HD06	1,070	3.99	4	6-7/8	9-7/8	7/8	1	520
8"	HRSA-HD08	1,350	5.95	5-1/8	8-7/8	12	1	1	350
10"	HRSA-HD10	1,730	8.49	6-3/8	11	14	1	1	250
12"	HRSA-HD12	2,400	13.23	7-1/2	12-1/2	16-1/5	1	1	160
14"	HRSA-HD14	3,130	21.77	8-3/8	14-3/8	17-3/4	1-1/8	1	80
16"	HRSA-HD16	3,970	29.99	9-1/2	16-3/8	20-3/4	1-1/8	1	70



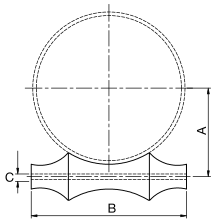

PIPE ROLLER REPLACEMENT

Replacement Pipe Roller Coupling

- Maximum temperature 450° F
- Complies with Federal Specification A-A-1192A, WW-H-171-E, ANSI/MSS SP-69 and MSS SP-58
- For use to replace Roller on Clevis Roller Hangers, Pipe Roller Chairs, & Pipe Rollers with Socket.

Sizes: 2" - 16"

Material: Steel

Finish: Hot Dipped Galvanized

Approvals: Complies with ANSI/MSS SP-69 MSS SP-58, A-A-1192A WW-H-171-E

SIZE INCHES	ITEM GALVANIZED	MAX LOAD	WEIGHT	A	B	C	EACH	PALLET QTY
2"	HRSP-HD02	200	0.2	1-5/8	2-7/8	7/16	1	10500
3"	HRSP-HD03	200	0.4	2-1/4	3-3/4	9/16	1	5090
4"	HRSP-HD04	300	0.6	2-3/4	4-3/4	9/16	1	2520
5"	HRSP-HD05	300	0.95	3-1/2	5-3/4	11/16	1	1820
6"	HRSP-HD06	300	1.32	4	6-7/8	13/16	1	1200
8"	HRSP-HD08	300	2.71	4	8-7/8	15/16	1	650
10"	HRSP-HD10	400	4.64	6-3/8	11	15/16	1	360
12"	HRSP-HD12	400	8.38	7-1/2	12-1/2	1-1/16	1	230
14"	HRSP-HD14	450	13.13	8-3/8	14-3/8	1-1/4	1	130
16"	HRSP-HD16	550	16.51	9-1/2	16-3/8	1-3/8	1	100

EPOXY PROTECTIVE COATED SHIELD SYSTEM



2PC SPLIT RING HANGERS

MSS

Designed for suspending tubing horizontally or vertically

- Allows installation before or after pipe is in place
- Smoothly connects to threaded rod
- Allows for piping to run close to ceiling or walls
- Interior design provides firm grip on pipe
- Complies with Federal Specification WW-H-171E & A-A-1192A Type 25, Manufacturers Standardization Society (MSS) SP-69 & SP-58 Type 12

Sizes: 3/8" - 4"

Material: Malleable Iron

Finish: Plain, Galvanized & Copper Coated

Approvals: Complies with MSS SP-69 & SP-58 Type 12, WW-H-171E & A-A-1192A Type 25

SIZE INCHES	ITEM PLAIN	ITEM GALVANIZED	MAX LOAD	WEIGHT LBS	A ROD SIZE	B	INNER BOX	MASTER BOX	PALLET QTY
3/8"	HST-B38	HST-G38	180	0.12	3/8	5/8	10	100	4800
1/2"	HST-B12	HST-G12	180	0.14	3/8	7/8	10	100	4800
3/4"	HST-B34	HST-G34	180	0.16	3/8	1	10	100	4800
1"	HST-B01	HST-G01	180	0.18	3/8	1-1/8	10	100	4800
1-1/4"	HST-B114	HST-G114	180	0.22	3/8	1-5/16	5	50	2400
1-1/2"	HST-B112	HST-G112	180	0.38	3/8	1-7/16	5	50	2400
2"	HST-B02	HST-G02	180	0.44	3/8	1-11/16	5	50	2400
2-1/2"	HST-B212	HST-G212	300	0.45	1/2	2-1/8	5	50	2400
3"	HST-B03	HST-G03	300	0.55	1/2	2-7/16	5	50	2400
4"	HST-B04	HST-G04	300	0.70	1/2	3-11/32	5	25	1200

SIZE INCHES	ITEM COPPER EPOXY COATED	MAX LOAD	WEIGHT LBS	A ROD SIZE	B	INNER BOX	MASTER BOX	PALLET QTY
3/8"	HST-CP38	180	0.12	3/8	5/8	10	100	4800
1/2"	HST-CP12	180	0.14	3/8	7/8	10	100	4800
3/4"	HST-CP34	180	0.16	3/8	1	10	100	4800
1"	HST-CP01	180	0.18	3/8	1-1/8	10	100	4800
1-1/4"	HST-CP114	180	0.22	3/8	1-5/16	5	50	2400
1-1/2"	HST-CP112	180	0.38	3/8	1-7/16	5	50	2400
2"	HST-CP02	180	0.44	3/8	1-11/16	5	50	2400
2-1/2"	HSH-CP12	300	0.45	1/2	2-1/8	5	50	2400
3"	HST-CP03	300	0.55	1/2	2-7/16	5	50	2400
4"	HST-CP04	300	0.70	1/2	3-11/32	5	25	1200

EPOXY COATED PROTECTIVE SHIELD SYSTEM



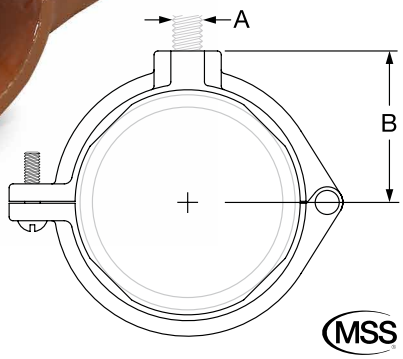

HINGED SPLIT RING HANGERS

MSS

Designed for suspending tubing horizontally or vertically

- Allows installation before or after pipe is in place
- Smoothly connects to threaded rod
- Allows for piping to run close to ceiling or walls
- Rapid installation assured by hinged design and single closure screw
- Interior design provides firm grip on pipe
- Complies with Federal Specification WW-H-171E & A-A-1192A Type 25, Manufacturers Standardization Society (MSS) SP-69 & SP-58 Type 12

Sizes: 3/8" - 4"

Material: Malleable Iron

Finish: Plain, Galvanized & Copper Coated

Approvals: Complies with MSS SP-69 & SP-58 Type 12, WW-H-171E & A-A-1192A Type 25

SIZE INCHES	ITEM PLAIN	ITEM GALVANIZED	MAX LOAD	WEIGHT LBS	A ROD SIZE	B	INNER BOX	MASTER BOX	PALLET QTY
3/8"	HSH-B38	HSH-G38	180	0.12	3/8	5/8	10	100	4800
1/2"	HSH-B12	HSH-G12	300	0.13	3/8	7/8	10	100	4800
3/4"	HSH-B34	HSH-G34	300	0.15	3/8	1	10	100	4800
1"	HSH-B01	HSH-G01	300	0.17	3/8	1-1/8	10	100	4800
1-1/4"	HSH-B114	HSH-G114	300	0.28	3/8	1-5/16	5	50	2400
1-1/2"	HSH-B112	HSH-G112	300	0.29	3/8	1-7/16	5	50	2400
2"	HSH-B02	HSH-G02	300	0.32	3/8	1-11/16	5	50	2400
2-1/2"	HSH-B212	HSH-G212	600	0.39	7/8	2-1/8	5	50	2400
3"	HSH-B03	HSH-G03	600	0.48	7/8	2-7/16	5	50	2400
4"	HSH-B04	HSH-G04	600	1.06	7/8	2-7/8	5	25	1200

SIZE INCHES	ITEM COPPER EPOXY COATED	MAX LOAD	WEIGHT LBS	A ROD SIZE	B	INNER BOX	MASTER BOX	PALLET QTY
3/8"	HSH-CP38	180	0.12	3/8	5/8	10	100	4800
1/2"	HSH-CP12	300	0.13	3/8	7/8	10	100	4800
3/4"	HSH-CP34	300	0.15	3/8	1	10	100	4800
1"	HSH-CP01	300	0.17	3/8	1-1/8	10	100	4800
1-1/4"	HSH-CP114	300	0.28	3/8	1-5/16	5	50	2400
1-1/2"	HSH-CP112	300	0.29	3/8	1-7/16	5	50	2400
2"	HSH-CP02	300	0.32	3/8	1-11/16	5	50	2400
2-1/2"	HSH-CP212	600	0.39	7/8	2-1/8	5	50	2400
3"	HSH-CP03	600	0.48	7/8	2-7/16	5	50	2400
4"	HSH-CP04	600	1.06	7/8	2-7/8	5	25	1200



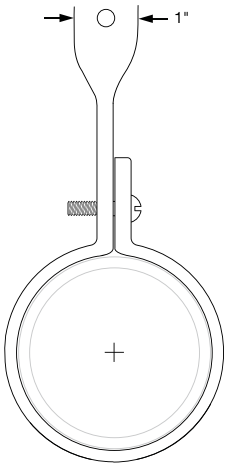

DWV HANGERS

Allows vertical adjustment of pipe installation

- Designed for rapid installation of DWV piping systems
- Locking screw keeps pipe secure

Sizes: 1/2" - 4"

Material: Steel

Finish: Galvanized

Approvals:

SIZE INCHES	ITEM PLASTIC COATED	MAX LOAD	WEIGHT	MATERIAL WIDTH	INNER BOX	MASTER BOX	PALLET QTY
1-1/2"	**HDW-P112**	150	0.28	1"	50	50	2400
2"	**HDW-P02**	150	0.32	1"	50	50	2400
3"	**HDW-P03**	150	0.35	1"	50	50	2400
4"	**HDW-P04**	150	0.40	1"	50	50	2400



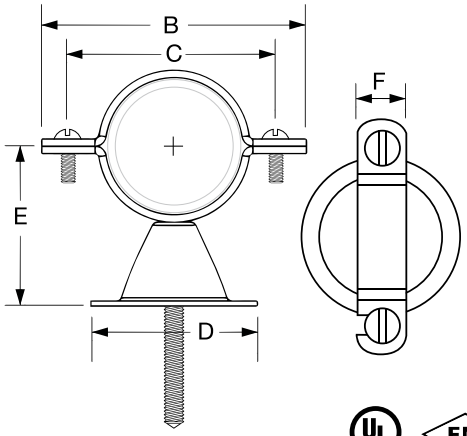

BELL HANGERS

Designed for suspending tubing horizontally or vertically

- Includes 2 clamp screws and 1 mounting screw
- Mounting pierce screw point to penetrate metal studs
- Provides 13/16" standoff

Sizes: 1/2"- 1"

Material: Steel

Finish: Copper Plated

Approvals: FM, UL

SIZE INCHES	ITEM COPPER	A TUBE O.D.	B	C	D	E	F	INNER BOX	MASTER BOX	PALLET QTY
1/2"	**HBE-CP12**	3/8	2-3/16	1-9/16	1-5/8	1-1/16	1/2	10	50	2400
3/4"	**HBE-CP34**	3/8	2-3/8	1-3/4	1-5/8	1-3/16	1/2	10	50	2400
1"	**HBE-CP01**	3/8	2-7/16	1-7/8	1 5/8	1-5/16	1/2	10	50	2400



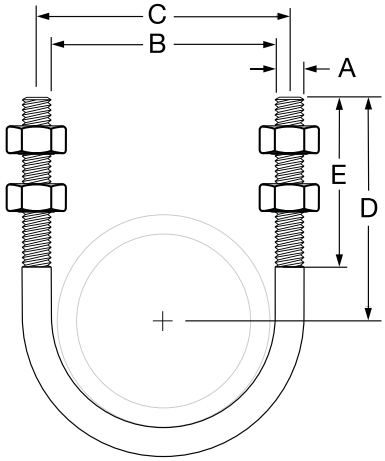

U-BOLTS WITH HEX NUTS

MSS

Designed as a support, anchor, or guide for various pipe.

- Electro Galvanized Finish
- Includes 4 Finished Hex Nuts
- Complies with Federal Specification WW-H-171E Type 24, Manufacturers Standardization Society (MSS) SP-69 Type 24

Sizes: 1/2" - 6"

Material: Carbon Steel

Finish: Electro Galvanized

Approvals: Complies with MSS SP-69 Type 24, WW-H-171 Type 24

LIGHT DUTY **U-BOLTS** WITH HEX NUTS

PIPE SIZE INCHES	ITEM ELECTRO GALVANIZED	MAX LOAD	WEIGHT LBS	BOLT SIZE	A ROD SIZE	B	C	D	E	INNER BOX	MASTER BOX	PALLET QTY
1/2"	**BUS-G12516**	580	0.06	5/16"	1/4	15/16	1-3/16	1-15/16	1-3/4	10	100	4800
3/4"	**BUS-GE34516**	580	0.07	5/16"	1/4	1-1/8	1-3/8	2-1/16	1-3/4	10	100	4800
1"	**BUS-GE01516**	580	0.07	5/16"	1/4	1-3/8	1-5/8	2-3/16	1-3/4	10	100	4800
1-1/4"	**BUS-GE114516**	580	0.08	5/16"	1/4	1-11/16	1-15/16	2-3/8	1-3/4	10	100	4800
1-1/2"	**BUS-GE112516**	580	0.09	5/16"	1/4	2	2-1/4	2-7/16	1-3/4	10	100	4800
2"	**BUS-GE02516**	580	0.10	5/16"	1/4	2-7/16	2-11/16	2-11/16	1-3/4	10	100	4800
2-1/2"	**BUS-GE212516**	1460	0.28	5/16"	3/8	2-15/16	3-5/16	3-1/16	2	10	100	4800
3"	**BUS-GE3516**	1460	0.31	5/16"	3/8	3-9/16	3-15/16	3-3/8	2	10	100	4800
3-1/2"	**BUS-GE312516**	1460	0.35	5/16"	3/8	4-1/16	4-7/16	3-5/8	2	10	100	4800
4"	**BUS-GE04516**	1460	0.38	5/16"	3/8	4-9/16	4-15/16	3-7/8	2	10	100	4800
5"	**BUS-GE0538**	1460	0.45	3/8"	3/8	5-5/8	6	4-9/16	2	10	70	3360
6"	**BUS-GE0638**	2700	0.95	3/8"	1/2	6-3/4	7-1/4	5-1/16	2-1/4	10	60	2880

STANDARD U-BOLTS WITH HEX NUTS

PIPE SIZE INCHES	ITEM ELECTRO GALVANIZED	MAX LOAD	WEIGHT LBS	BOLT SIZE	A ROD SIZE	B	C	D	E	INNER BOX	MASTER BOX	PALLET QTY
1/2"	**BUS-GE1238**	580	0.11	3/8"	1/4	15/16	1-3/16	2-3/4	2-1/8	10	100	4800
3/4"	**BUS-GE3438**	580	0.12	3/8"	1/4	1-1/8	1-3/8	2-3/4	2-1/8	10	100	4800
1"	**BUS-GE0138**	580	0.12	3/8"	1/4	1-3/8	1-5/8	2-3/4	2-1/8	10	100	4800
1-1/4"	**BUS-GE11438**	1460	0.28	3/8"	3/8	1-11/16	2-1/16	2-7/8	2-1/8	10	100	4800
1-1/2"	**BUS-GE11238**	1460	0.30	3/8"	3/8	2	2-3/8	3	2-1/2	10	100	4800
2"	**BUS-GE0238**	1460	0.33	3/8"	3/8	2-7/16	2-13/16	3-1/4	2-1/2	10	100	4800
2-1/2"	**BUS-GE21238**	2700	0.73	3/8"	1/2	2-15/16	3-7/16	3-3/4	3	10	100	4800
3"	**BUS-GE0338**	2700	0.78	3/8"	1/2	3-9/16	4-1/6	4	3	10	100	4800
3-1/2"	**BUS-GE31238**	2700	0.84	3/8"	1/2	4-1/16	4-9/16	4-1/4	3	10	100	4800
4"	**BUS-GE0438**	2700	0.90	3/8"	1/2	4-9/16	5-1/16	4-1/2	3	10	90	4320
5"	**BUS-GE0512**	2700	1.00	1/2"	1/2	5-5/8	6-1/8	5	3	10	40	1920
6"	**BUS-GE0612**	4320	2.00	1/2"	5/8	6-3/4	7-3/8	6-1/8	3-3/4	10	35	1680



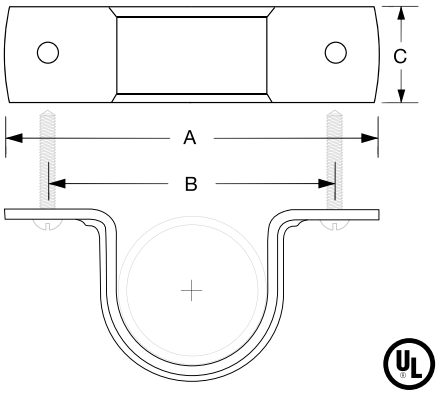

CPVC 2 HOLE STRAPS

Supports pipe lines running next to walls or beams

- Contains retainer dimples to secure hanger to pipe during installation
- Attaches quickly and easily to wood structures with 2 #10 x 1" Hex head screws
- 1/4" Diameter hole for mounting

Sizes: 3/4" - 2"

Material: Carbon Steel

Finish: Galvanized

Approvals: UL

SIZE INCHES	ITEM GALVANIZED	MAX SPACING	WEIGHT	A	B	C	NOMINAL PIPE SIZE	INNER BOX	MASTER BOX	PALLET QTY
3/4"	**CPST-G34**	5'-6'	0.075	3-1/4	2-1/4	1	1.05	10	100	6400
1"	**CPST-G01**	6'-0'	0.82	3-17/32	2-17/32	1	1.315	10	100	6400
1-1/4"	**CPST-G114**	6'-6'	0.94	4-15/64	3-1/4	1	1.66	10	100	4800
1-1/2"	**CPST-G112**	7'-0'	0.104	4-7/16	3-7/16	1	1.9	10	100	4800
2"	**CPST-G02**	8'-0'	0.119	4-15/16	3-15/16	1	2.375	10	100	4800



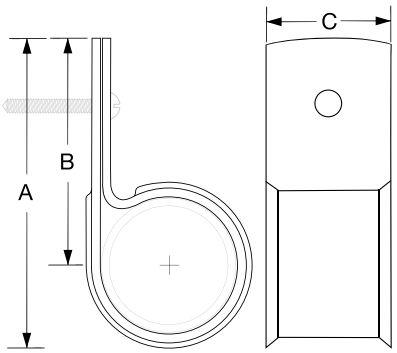

CPVC WRAP AROUND STRAPS

Supports pipe lines running next to walls or beams

- Designed with flared edges to protect piping
- Attaches quickly and easily to wood structures with 1 #10 x 1" Hex head screws
- 1/4" Diameter hole for mounting

Sizes: 3/4" - 2"

Material: Carbon Steel

Finish: Galvanized

Approvals: UL

SIZE INCHES	ITEM GALVANIZED	MAX SPACING	WEIGHT	A	B	C	NOMINAL PIPE SIZE	INNER BOX	MASTER BOX	PALLET QTY
3/4"	**CPSW-G34**	5'-6'	0.087	2-3/8	1-1/4	1-3/16	1.05	10	100	6400
1"	**CPSW-G01**	6'-0'	0.094	2-11/16	1-7/16	1-3/16	1.315	10	100	6400
1-1/4"	**CPSW-G114**	6'-6'	0.11	3-1/16	1-5/8	1-3/16	1.66	10	100	4800
1-1/2"	**CPSW-G112**	7'-0'	0.119	3-5/16	1-3/4	1-3/16	1.9	10	100	4800
2"	**CPSW-G02**	8'-0'	0.141	3-11/16	1-7/8	1-3/16	2.375	10	100	2400



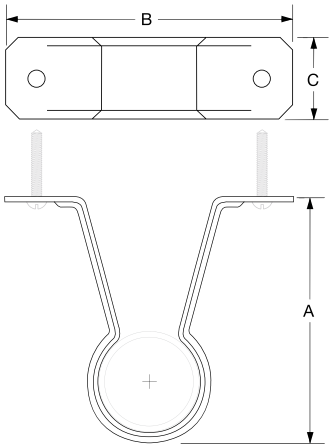

CPVC STAND OFF STRAPS

Supports pipe lines running next to walls or beams

- Designed with flared edges to protect piping
- Attaches quickly and easily to wood structures with 2 #10 x 1" Hex head screws

Sizes: 3/4" - 2"

Material: Carbon Steel

Finish: Galvanized

Approvals: UL

SIZE INCHES	ITEM GALVANIZED	MAX SPACING	WEIGHT	A	B	C	NOMINAL PIPE SIZE	INNER BOX	MASTER BOX	PALLET QTY
3/4"	**CPSS-G34**	5'-6'	0.121	2-11/16	3-1/4	1	1.05	10	100	6400
1"	**CPSS-G01**	6'-0'	0.128	2-15/16	3-1/4	1	1.315	10	100	6400
1-1/4"	**CPSS-G114**	6'-6'	0.141	3-5/16	4-1/8	1	1.66	10	100	4800
1-1/2"	**CPSS-G112**	7'-0'	0.152	3-9/16	4-1/2	1	1.9	10	100	4800
2"	**CPSS-G02**	8'-0'	0.164	4-1/16	5	1	2.375	10	100	4800



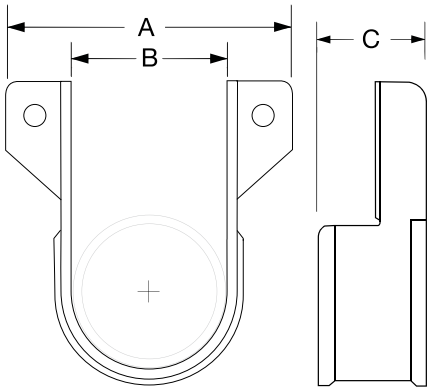

CPVC SIDE MOUNT STRAPS

Supports pipes running horizontally on the side of beams

- Contains retainer dimples to secure hanger to pipe during installation
- Designed with flared edges to protect piping
- Attaches quickly and easily to wood structures with 2 #10 x 1" Hex head screws

Sizes: 3/4" - 2"

Material: Carbon Steel

Finish: Galvanized

Approvals: UL

SIZE INCHES	ITEM GALVANIZED	MAX SPACING	WEIGHT	A	B	C	NOMINAL PIPE SIZE	INNER BOX	MASTER BOX	PALLET QTY
3/4"	**CPSM-G34**	5'-6'	0.85	2-1/3	1-11/16	1-3/16	1.05	10	100	6400
1"	**CPSM-G01**	6'-0'	0.094	2-19/32	1-15/16	1-3/16	1.315	10	100	6400
1-1/4"	**CPSM-G114**	6'-6'	0.104	3	2-5/16	1-3/16	1.66	10	100	4800
1-1/2"	**CPSM-G112**	7'-0'	0.113	3-1/5	2-1/2	1-3/16	1.9	10	100	4800
2"	**CPSM-G02**	8'-0'	0.132	3-5/8	3	1-3/16	2.375	10	100	4800



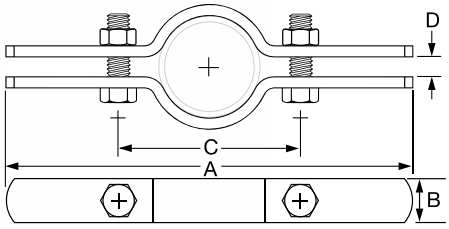

STANDARD PLAIN & PLASTIC RISER CLAMPS

Designed for supporting and stabilizing vertical pipe

- Maximum temperature Plain 650° F, Galvanized 450° F
- Designed for standard iron pipe
- Underwriters Laboratories Listed (UL) and Factory Mutual Approved (FM)
- Complies with Federal Specifications A-A-1192A Type 8, Manufacturers Standardization Society (MSS) ANSI/SP-69 and SP-58 Type 8

Sizes: 1/2" - 14"

Material: Carbon Steel

Finish: Plain & Plastic Coated

Approvals: UL, FM, Complies with A-A-1192A Type 8, ANSI/SP-69 & SP-58 Type 8

SIZE INCHES	ITEM PLAIN BLACK	ITEM PLASTIC COATED	MAX LOAD	WEIGHT LBS	A LENGTH	B WIDTH	C DISTANCE	D SPACE	BOLT SIZE	TORQUE VALUES	INNER BOX	MASTER BOX	PALLET QTY
1/2"	CLRS-PL12	CLRS-P12	220	0.8	8-1/2	1	2-5/16	3/8	3/8	19	10	50	2400
3/4"	CLRS-PL34	CLRS-P34	220	0.8	8-15/16	1	2-11/16	3/8	3/8	19	10	50	2400
1"	CLRS-PL01	CLRS-P01	220	1.04	8-15/16	1	2-51/64	3/8	3/8	19	10	50	2400
1-1/4"	CLRS-PL114	CLRS-P114	250	1.06	9-29/64	1	3-17/64	3/8	3/8	19	10	50	2400
1-1/2"	CLRS-PL112	CLRS-P112	250	1.08	9-7/8	1	3-49/64	3/8	3/8	19	10	50	2400
2"	CLRS-PL02	CLRS-P02	300	1.16	10-1/4	1-3/16	4-11/64	1/2	3/8	19	-	25	1200
2-1/2"	CLRS-PL212	CLRS-P212	400	1.32	11-1/64	1-3/16	4-7/8	1/2	3/8	19	-	25	1200
3"	CLRS-PL03	CLRS-P03	500	1.56	11-3/4	1-3/16	5-1/2	1/2	3/8	19	-	25	1200
3-1/2"	CLRS-PL312	-	600	1.7	12-41/64	1-3/16	6-1/2	1/2	3/8	19	-	20	720
4"	CLRS-PL04	CLRS-P04	750	1.7	13	1-3/16	6-39/64	1/2	1/2	50	-	20	720
5"	CLRS-PL05	CLRS-P05	1500	3.45	14-31/64	2	8-17/64	1/2	1/2	50	-	15	540
6"	CLRS-PL06	CLRS-P06	1600	3.7	15-63/64	2	9-39/64	1/2	1/2	50	-	10	360
8"	CLRS-PL08	CLRS-P08	2500	7.4	18-1/4	2	12-15/64	5/8	5/8	50	-	5	120
10"	CLRS-PL010	-	2500	11	20-5/8	2	14-39/64	5/8	5/8	65	-	-	120
12"	CLRS-PL012	-	2700	16.25	22-57/64	2	17-1/8	5/8	5/8	65	-	-	100
14"	CLRS-PL014	-	2700	17	24-31/64	2	18-17/64	5/8	5/8	65	-	-	60



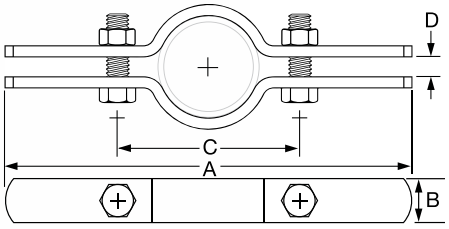

STANDARD ELECTRO GALVANIZED & GALVANIZED

Designed for supporting and stabilizing vertical pipe

- Maximum temperature Plain 650° F, Galvanized 450° F
- Designed for standard iron pipe
- Underwriters Laboratories Listed (UL) and Factory Mutual Approved (FM)
- Complies with Federal Specifications A-A-1192A Type 8, Manufacturers Standardization Society (MSS) ANSI/SP-69 and SP-58 Type 8

Sizes: 1/2" - 16"

Material: Carbon Steel

Finish: Electro Galvanized & Galvanized

Approvals: UL, FM, Complies with A-A-1192A Type 8, ANSI/SP-69 & SP-58 Type 8

SIZE INCHES	ITEM ELECTRO GALVANIZED	ITEM GALVANIZED	MAX LOAD LBS	WEIGHT LBS	A LENGTH	B WIDTH	C DISTANCE	D SPACE	BOLT SIZE	TORQUE VALUES	INNER BOX	MASTER BOX	PALLET QTY
1/2"	CLRS-GE12	CLRS-G12	220	0.8	8-1/2	1	2-5/16	3/8	3/8	19	10	50	2400
3/4"	CLRS-GE34	CLRS-G34	220	0.8	8-15/16	1	2-11/16	3/8	3/8	19	10	50	2400
1"	CLRS-GE01	CLRS-G01	220	1.04	8-15/16	1	2-51/64	3/8	3/8	19	10	50	2400
1-1/4"	CLRS-GE114	CLRS-G114	250	1.06	9-29/64	1	3-17/64	3/8	3/8	19	10	50	2400
1 1/2"	CLRS-GE112	CLRS-G112	250	1.08	9-7/8	1	3-49/64	3/8	3/8	19	10	50	2400
2"	CLRS-GE02	CLRS-G02	300	1.16	10-1/4	1-3/16	4-11/64	1/2	3/8	19	-	25	1200
2-1/2"	CLRS-GE212	CLRS-G212	400	1.32	11-1/64	1-3/16	4-7/8	1/2	3/8	19	-	25	1200
3"	CLRS-GE03	CLRS-G03	500	1.56	11-3/4	1-3/16	5-1/2	1/2	3/8	19	-	25	1200
3-1/2"	CLRS-GE312	CLRS-G312	600	1.7	12-41/64	1-3/16	6-1/2	1/2	3/8	19	-	20	720
4"	CLRS-GE04	CLRS-G04	750	1.7	13	1-3/16	6-39/64	1/2	1/2	50	-	20	720
5"	CLRS-GE05	CLRS-G05	1500	3.45	14-31/64	2	8-17/64	1/2	1/2	50	-	15	540
6"	CLRS-GE06	CLRS-G06	1600	3.7	15-63/64	2	9-39/64	1/2	1/2	50	-	10	360
8"	CLRS-GE08	CLRS-G08	2500	7.4	18-1/4	2	12-15/64	5/8	5/8	50	-	5	120
10"	CLRS-GE010	CLRS-G010	2500	11	20-5/8	2	14-39/64	5/8	5/8	65	-	-	120
12"	CLRS-GE012	CLRS-G012	2700	16.25	22-57/64	2	17-1/8	5/8	5/8	65	-	-	100
14"	CLRS-GE014	CLRS-G014	2700	17	24-31/64	2	18-17/64	5/8	5/8	65	-	-	60
16"	CLRS-GE016	CLRS-G016	3200	18.50	27-1/64	2-1/2	20-63/64	3/4	3/4	150	-	-	60

EPOXY COATED PROTECTIVE SHIELD SYSTEM



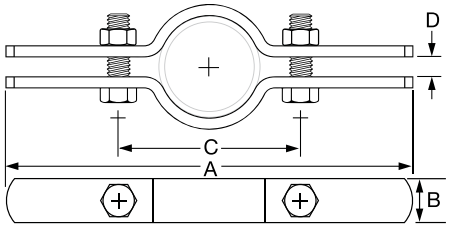

STANDARD EPOXY COATED RISER CLAMPS

Designed for supporting and stabilizing vertical pipe

- Maximum temperature Epoxy Coated 450° F
- Designed for standard iron and copper pipe
- Underwriters Laboratories Listed (UL) and Factory Mutual Approved (FM)
- Complies with Federal Specifications A-A-1192A Type 8, Manufacturers Standardization Society (MSS) ANSI/SP-69 and SP-58 Type 8

Sizes: 1/2" - 14"

Material: Carbon Steel

Finish: Epoxy Coated

Approvals: UL, FM, Complies with A-A-1192A Type 8, ANSI/SP-69 & SP-58 Type 8

SIZE INCHES	ITEM EPOXY COATED	MAX LOAD LBS	WEIGHT LBS	A LENGTH	B WIDHTH	C DISTANCE	D SPACE	BOLT SIZE	TORQUE VALUES	INNER BOX	MASTER BOX	PALLET QTY
1/2"	**CLRS-EP12**	220	0.8	8-1/2	1	2-5/16	3/8	3/8	19	10	50	2400
3/4"	**CLRS-EP34**	220	0.8	8-15/16	1	2-11/16	3/8	3/8	19	10	50	2400
1"	**CLRS-EP01**	220	1.04	8-15/16	1	2-51/64	3/8	3/8	19	10	50	2400
1-1/4"	**CLRS-EC114**	250	1.06	9-29/64	1	3-17/64	3/8	3/8	19	10	50	2400
1-1/2"	**CLRS-EP112**	250	1.08	9-7/8	1	3-49/64	3/8	3/8	19	10	50	2400
2"	**CLRS-EP02**	300	1.16	10-1/4	1-3/16	4-11/64	1/2	3/8	19	-	25	1200
2-1/2"	**CLRS-EP212**	400	1.32	11-1/64	1-3/16	4-7/8	1/2	3/8	19	-	25	1200
3"	**CLRS-EP03**	500	1.56	11-3/4	1-3/16	5-1/2	1/2	3/8	19	-	25	1200
4"	**CLRS-EP04**	750	1.7	13	1-3/16	6-39/64	1/2	1/2	50	-	20	720
5"	**CLRS-EP05**	1500	3.45	14-31/64	2	8-17/64	1/2	1/2	50	-	20	720
6"	**CLRS-EP06**	1600	3.7	15-63/64	2	9-39/64	1/2	1/2	50	-	10	360
8"	**CLRS-EP08**	2500	7.4	18-1/4	2	12-15/64	5/8	5/8	50	-	5	120
10"	**CLRS-EP010**	2500	11	20-5/8	2	14-39/64	5/8	5/8	65	-	-	120
12"	**CLRS-EP012**	2700	16.25	22-57/64	2	17-1/8	5/8	5/8	65	-	-	100
14"	**CLRS-EP014**	2700	17	24-31/64	2	18-17/64	5/8	5/8	65	-	-	60

EPOXY COATED PROTECTIVE SHIELD SYSTEM



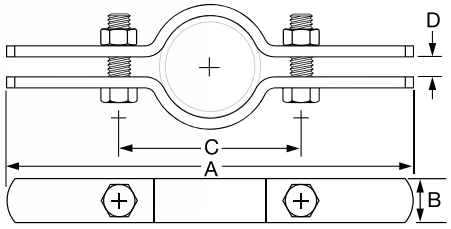

STANDARD COPPER EPOXY COATED RISER CLAMPS

Designed for supporting and stabilizing vertical pipe

- Maximum temperature Plain 650° F, Galvanized 450° F
- Designed for standard iron and copper pipe
- Underwriters Laboratories Listed (UL) and Factory Mutual Approved (FM)
- Complies with Federal Specifications A-A-1192A Type 8, Manufacturers Standardization Society (MSS) ANSI/SP-69 and SP-58 Type 8

Sizes: 1/2" - 6"

Material: Carbon Steel

Finish: Copper Epoxy Coated

Approvals: UL, FM, Complies with A-A-1192A Type 8, ANSI/SP-69 & SP-58 Type 8

SIZE INCHES	ITEM COPPER EPOXY COATED	MAX LOAD LBS	WEIGHT LBS	A LENGTH	B WIDHTH	C DISTANCE	D SPACE	BOLT SIZE	TORQUE VALUES	INNER BOX	MASTER BOX	PALLET QTY
1/2"	**CLRS-EC12**	220	0.8	8-1/2	1	2-21/64	15/64	3/8	19	10	50	2400
3/4"	**CLRS-EC34**	220	0.8	8-15/16	1	2-43/64	15/64	3/8	19	10	50	2400
1"	**CLRS-EC01**	220	1.04	8-15/16	1	2-51/64	25/64	3/8	19	10	50	2400
1-1/4"	**CLRS-EC114**	250	1.06	9-29/64	1	3-17/64	25/64	3/8	19	10	50	2400
1-1/2"	**CLRS-EC112**	250	1.08	9-7/8	1	3-47/64	5/8	3/8	19	10	50	2400
2"	**CLRS-EC02**	300	1.16	10-15/64	1-3/16	4-11/64	25/32	3/8	19	-	25	1200
2-1/2"	**CLRS-EC212**	400	1.32	11-1/32	1-3/16	4-7/8	25/32	3/8	19	-	25	1200
3"	**CLRS-EC03**	500	1.56	11-47/64	1-3/16	5-33/64	25/32	3/8	19	-	25	1200
4"	**CLRS-EC04**	750	1.7	12-63/64	1-3/16	6-39/64	25/32	1/2	50	-	20	720
5"	**CLRS-EC05**	1500	3.45	14-31/64	2	8-17/64	25/32	1/2	50	-	15	540
6"	**CLRS-EC06**	1600	3.7	15-63/64	2	9-39/64	25/32	1/2	50	-	10	360





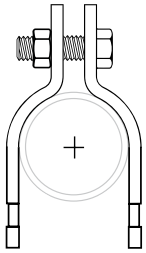

ELECTRO GALVANIZED & COPPER COATED **STRUT CLAMP**

Designed to support and tighten pipe to struts

- Mounting pierce screw point to penetrate metal studs
- Easy one tool installation
- Includes captive combo head machine screw
- Secures tubing firmly to strut channel
- Interlock edges and channel locator legs help ensure that pipe remains in place

Sizes: 3/8" - 8" in Electro Galvanized
3/8" - 6" in Copper Plated

Material: Steel

Finish: Electro Galvanized & Copper Plated

SIZE INCHES	ITEM ELECTRO GALVANIZED	PIPE SIZE OD MM	MAX LOAD	THICKNESS S MM	BOLT SIZE	INNER BOX	MASTER BOX	PALLET QTY
3/8"	CLST-GE38	17.1	400	1.60	1/4-20	10	100	6400
1/2"	CLST-GE12	21.3	400	1.60	1/4-20	10	100	6400
3/4"	CLST-GE34	26.7	600	1.90	1/4-20	10	100	6400
1"	CLST-GE01	33.4	600	1.90	1/4-20	10	100	6400
1-1/4"	CLST-GE114	42.2	600	1.90	1/4-20	10	100	6400
1-1/2"	CLST-GE112	48.3	600	2.50	1/4-20	10	50	3200
2"	CLST-GE02	60.3	600	2.50	1/4-20	10	50	3200
2-1/2"	CLST-GE212	73.0	800	2.50	5/16-18	-	50	3200
3"	CLST-GE03	88.9	800	2.50	5/16-18	-	50	3200
3-1/2"	CLST-GE312	101.6	800	2.90	5/16-18	-	25	1600
4"	CLST-GE04	114.3	1000	3.20	3/8-16	-	25	1600
5"	CLST-GE05	141.3	800	3.20	3/8-16	-	25	1600
6"	CLST-GE06	168.3	800	3.20	3/8-16	-	25	1600
8"	CLST-GE08	219.3	1000	3.20	3/8-16	-	20	1280

SIZE INCHES	ITEM COPPER COATED	PIPE SIZE OD MM	MAX LOAD	THICKNESS S MM	BOLT SIZE	INNER BOX	MASTER BOX	PALLET QTY
3/8"	CLST-CP38	12.7	400	1.60	1/4-20	10	100	6400
1/2"	CLST-CP12	15.8	400	1.60	1/4-20	10	100	6400
3/4"	CLST-CP34	22.2	400	1.90	1/4-20	10	100	6400
1"	CLST-CP01	28.6	600	1.90	1/4-20	10	100	6400
1-1/4"	CLST-CP114	34.9	600	1.90	1/4-20	10	100	6400
1-1/2"	CLST-CP112	41.3	600	2.50	1/4-20	10	50	3200
2"	CLST-CP02	54	600	2.50	1/4-20	10	50	3200
2-1/2"	CLST-CP212	66.7	800	2.50	5/16-18	-	50	3200
3"	CLST-CP03	79.4	800	2.50	5/16-18	-	50	3200
3-1/2"	CLST-CP312	92.1	800	2.90	5/16-18	-	25	1600
4"	CLST-CP04	104.8	1000	3.20	3/8-16	-	25	1600
5"	CLST-CP05	92.1	1000	2.90	3/8-16	-	25	1600
6"	CLST-CP06	104.8	1000	3.20	3/8-16	-	25	1600



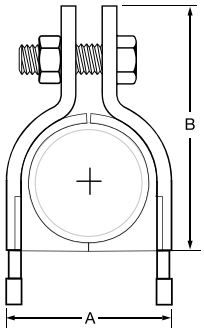

CUSHION STRUT CLAMP

Designed to support and tighten pipe to struts

- Mounting pierce screw point to penetrate metal studs
- Easy one tool installation
- Absorbs shock & vibration
- Includes captive head screw with nylon insert lock nut
- Secures tubing firmly to strut channel
- Interlock edges and channel locator legs help ensure that pipe remains in place

Sizes: 3/8" - 4-1/8"

Material: Steel

Finish: Yellow Di-Chromate

SIZE INCHES	ITEM YELLOW ZINC	COPPER PIPE NOMINAL SIZE	MAX LOAD	THICKNESS S MM	WEIGHT	A	B	BOLT SIZE	INNER BOX	MASTER BOX	PALLET QTY
3/8"	**CLSC-YZ38**	1/4	400	1.5	0.10	0.82	1.13	1/4-20	25	100	10400
1/2"	**CLSC-YZ12**	3/8	400	1.5	0.13	0.97	1.37	1/4-20	25	100	10400
5/8"	**CLSC-YZ58**	1/2	400	1.5	0.14	1.05	1.54	1/4-20	25	100	8000
3/4"	**CLSC-YZ34**	5/8	600	1.5	0.14	1.23	1.71	1/4-20	25	125	8000
7/8"	**CLSC-YZ78**	3/4	600	1.5	0.15	1.30	1.89	1/4-20	25	125	8000
1-1/8"	**CLSC-YZ118**	1	600	2.0	0.18	1.52	2.14	1/4-20	25	125	6000
1-3/8"	**CLSC-YZ138**	1-1/4	600	2.0	0.20	1.80	2.31	1/4-20	10	40	5000
1-5/8"	**CLSC-YZ158**	1-1/2	600	2.0	0.25	2.10	2.63	1/4-20	10	40	4000
2-1/8"	**CLSC-YZ218**	2	800	2.5	0.46	2.71	3.31	5/16-18	10	50	2800
2-5/8"	**CLSC-YZ258**	2-1/2	800	2.5	0.51	3.17	3.90	5/16-18	10	40	2000
3-1/8"	**CLSC-YZ318**	3	800	2.5	0.60	3.66	4.43	5/16-18	5	25	2000
4-1/8"	**CLSC-YZ418**	4	1000	3.0	0.94	4.85	5.68	3/8-16	5	25	1000



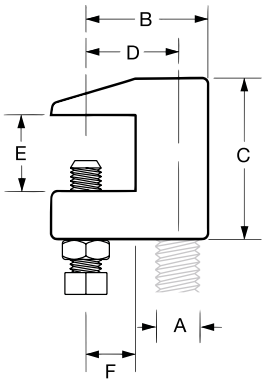

BEAM CLAMPS

Designed to attach hanger rod to the flange of beams

- No Drilling or welding to existing structure
- Clamps directly to the existing structure
- Underwriters Laboratories Listed (UL) and Factory Mutual Approved (FM)
- Complies with Federal Specifications WW-H-171E & A-A-1192A Type 19, Manufacturers Standardization Society (MSS) ANSI/SP-69 & SP-58 Type 19

Sizes: 3/8" - 7/8"

Material: Malleable Iron & Steel

Finish: Electro Galvanized & Plain

Approvals: FM, UL, Complies with WW-H-171E & A-A-1192A Type 19, MSS ANSI/SP-69 & SP-58 Type 19

SIZE INCHES	ITEM ELECTRO GALVANIZED	ITEM PLAIN	MAX LOAD TOP	MAX LOAD BOTTOM	WEIGHT LBS	A ROD SIZE	B	C	D	E	F	INNER BOX	MASTER BOX	PALLET QTY
3/8"	CLBS-GE38	CLBS-B38	610	610	0.320	3/8	1-5/16	1-1/2	1	3/4	1/2	10	100	4800
1/2"	CLBS-GE12	CLBS-B12	750	1130	0.320	1/2	1-5/16	1-1/2	1	3/4	1/2	10	100	4800
5/8"	CLBS-GE58	CLBS-B58	750	1130	0.580	5/8	1-3/4	1-3/4	1-3/8	3/4	5/8	5	50	2400
3/4"	CLBS-GE34	CLBS-B34	750	1130	0.820	3/4	1-7/8	1-7/8	1-3/8	3/4	5/8	5	50	2400
7/8"	CLBS-GE78	CLBS-B78	750	1130	0.795	7/8	2-3/8	1-7/8	1-3/8	3/4	5/8	5	50	2400



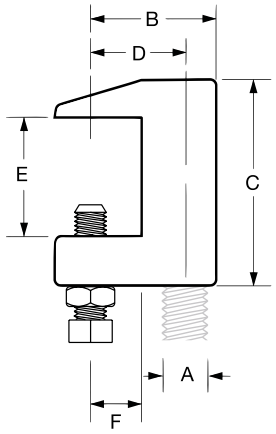

WIDE MOUTH BEAM CLAMPS

Designed to attach hanger rod to the flange of beams

- Wider throat for attaching to flange with up to 1 1/4" thickness.
- Attached to horizontal flanges of structures in either the top or bottom beam positions.
- Secured in place by a cup-pointed Set Screw tightened against the flange. A Jam Nut is provided for tightening the Set Screw against the Body Casting.
- Underwriters Laboratories Listed (UL) and Factory Mutual Approved (FM)
- Complies with Federal Specifications WW-H-171E & A-A-1192A Type 19, Manufacturers Standardization Society (MSS) ANSI/SP-69 & SP-58 Type 19

Sizes: 3/8" - 3/4"

Material: Malleable Iron & Steel

Finish: Electro Galvanized & Plain

Approvals: FM, UL, Complies with WW-H-171E & A-A-1192A Type 19, MSS ANSI/SP-69 & SP-58 Type 19

SIZE INCHES	ITEM ELECTRO GALVANIZED	ITEM PLAIN	MAX LOAD TOP	MAX LOAD BOTTOM	WEIGHT LBS	A ROD SIZE	B	C	D	E	F	INNER BOX	MASTER BOX	PALLET QTY
3/8"	CLBW-GE38	CLBW-B38	610	610	0.55	3/8	1-3/8	2	1	1-1/4	1/2	10	100	4800
1/2"	CLBW-GE12	CLBW-B12	750	1130	0.56	1/2	1-3/8	2	1	1-1/4	1/2	10	100	4800
5/8"	CLBW-GE58	CLBW-B58	750	1130	0.66	5/8	1-7/8	2-3/8	1-3/8	1-1/4	5/8	5	50	2400
3/4"	CLBW-GE34	CLBW-B34	750	1130	0.83	3/4	1-7/8	2-3/8	1-3/8	1-1/4	5/8	5	50	2400



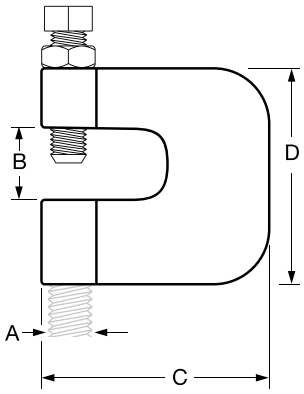

C-CLAMPS

Designed to attach hanger rod to the flange of beams

- No Drilling or welding to existing structure
- Clamps directly to the existing structure
- Underwriters Laboratories Listed (UL) and Factory Mutual Approved (FM)
- Complies with Federal Specifications WW-H-171E & A-A-1192A Type 23, Manufacturers Standardization Society (MSS) ANSI/SP-69 & SP-58 Type 23

Sizes: 3/8" - 5/8"

Material: Steel

Finish: Electro Galvanized & Plain

Approvals: FM, UL, Complies with WW-H-171E & A-A-1192A Type 23, MSS ANSI/SP-69 & SP-58 Type 23

SIZE INCHES	ITEM ELECTRO GALVANIZED	ITEM PLAIN	MAX LOAD	WEIGHT LBS	A ROD SIZE	B	C	D	INNER BOX	MASTER BOX	PALLET QTY
3/8"	CLCM-GE38	CLCM-B38	230	0.34	3/8	3/4	2-1/4	2-3/8	10	100	4800
1/2"	CLCM-GE12	CLCM-B12	380	0.40	1/2	3/4	2-1/4	2-3/8	10	100	4800
5/8"	CLCM-GE58	CLCM-B58	430	0.47	5/8	3/4	2-1/4	2-3/8	5	50	2400



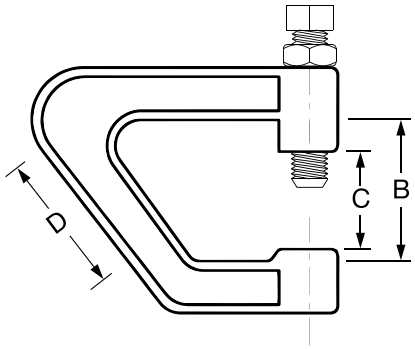

PURLIN CLAMPS

Designed to attach hanger rod to steel purlins

- No Drilling or welding to existing structure
- Clamps directly to the existing structure
- No heat or sparks generated
- Designed for use with large-lip rolled steel purlins to eliminate the need to modify steel purlin for standard C-clamp
- Complies with Federal Specifications WW-H-171E & A-A-1192A Type 23, Manufacturers Standardization Society (MSS) ANSI/SP-69 & SP-58 Type 23

Sizes: 3/8"

Material: Malleable Iron

Finish: Electro Galvanized & Plain

Approvals: FM, UL, Complies with WW-H-171E & A-A-1192A Type 23, MSS ANSI/SP-69 & SP-58 Type 23

SIZE INCHES	ITEM ELECTRO GALVANIZED	ITEM PLAIN	MAX LOAD	WEIGHT LBS	A ROD SIZE	B	C	D	INNER BOX	MASTER BOX	PALLET QTY
3/8"	CLPU-G38	CLPU-B38	400	0.82	3/8	3/4	2-1/4	2-3/8	5	50	2400



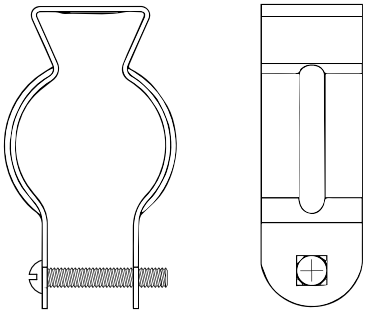

CONDUIT CLAMP

Designed to secure and support EMT, IMC & Rigid conduit

- Suspended EMT & Rigid conduit from overhead supports
- Nuts & bolts included
- Metal Conduit Compatible Conduit Fitting
- Corrosion resistant for indoor and outdoor use
- cULus Listed

Sizes: 1/2" - 4"

Material: Carbon Steel

Finish: Electro Galvanized

Approvals: UL Listed

SIZE INCHES	ITEM ELECTRO GALVANIZED	MAX LOAD	GAUGE SIZE	WEIGHT LBS	BOLT SIZE	TOP HOLE SIZE	INNER BOX	MASTER BOX	PALLET QTY
1/2"	CH-GE12	400	18	1.60	1/4-20	6.5mm	50	300	18000
3/4"	CH-GE34	400	18	1.60	1/4-20	6.5mm	50	200	12000
1"	CH-GE01	400	18	1.90	1/4-20	6.5mm	50	150	9000
1-1/4"	CH-GE114	400	16	1.90	1/4-20	6.5mm	50	100	6000
1-1/2"	CH-GE112	400	16	1.90	1/4-20	6.5mm	25	100	6000
2"	CH-GE02	400	16	2.50	1/4-20	6.5mm	-	70	4200
2-1/2"	CH-GE212	400	16	2.50	1/4-20	8.2mm	-	50	3000
3"	CH-GE03	400	14	2.50	1/4-20	8.2mm	-	40	2400
4"	CH-GE04	400	14	2.50	1/4-20	8.2mm	-	25	1500



EPOXY PROTECTIVE COATED SHIELD SYSTEM

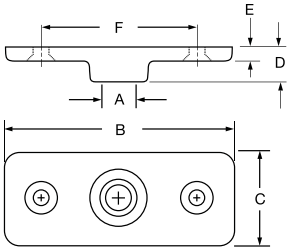

CEILING FLANGES

Designed for attaching hanger rod from ceiling

- Supports threaded rod from ceilings or walls
- Available in 3 different finishes

Sizes: 1/4" - 1/2"

Material: Malleable Iron

Finish: Plain, Galvanized & Copper Epoxy

SIZE INCHES	ITEM GALVANIZED	ITEM PLAIN	ITEM COPPER EPOXY	MAX LOAD	WEIGHT LBS	A ROD SIZE	B LENGTH	C WIDTH	D HEIGHT	E LIP	F DISTANCE	SCREW SIZE #	INNER BOX	MASTER BOX	PALLET QTY
1/4"	CLF-G14	CLF-PL14	-	180	0.16	1/4	3-5/16	1 3/8	1/2	3/16	2-1/4	12	20	100	4800
3/8"	CLF-G38	CLF-PL38	CLF-EC38	180	0.16	3/8	3-5/16	1 3/8	1/2	3/16	2-1/4	12	20	100	4800
1/2"	CLF-G12	CLF-PL12	-	180	0.16	1/2	3-5/16	1 3/8	1/2	3/16	2-1/4	12	20	100	4800



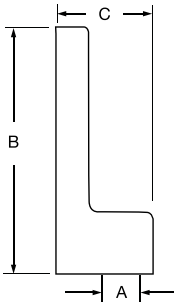

MSS

SIDE BEAM CONNECTORS

Designed for attaching hanger rod to the side of beams

- Supports threaded rod from ceilings or walls.
- Complies with Federal Specifications A-A-1192A Type 34 and Manufacturers Standardization Society (MSS) ANSI/SP-69 and SP-58 Type 34

Sizes: 3/8" - 1/2"

Material: Malleable Iron

Finish: Plain

Approvals: A-A-1192A Type 34, MSS ANSI/SP-69, SP-58 Type 34

SIZE INCHES	ITEM PLAIN	MAX LOAD	WEIGHT LBS	A ROD SIZE	B LENGTH	C WIDTH	SCREW SIZE #	INNER BOX	MASTER BOX	PALLET QTY
3/8"	**CNSB-PL38**	250	0.13	3/8"	2-3/16	9/16	12	10	50	2400
1/2"	**CNSB-PL12**	480	0.25	1/2"	2-3/4	3/4	14	10	50	2400



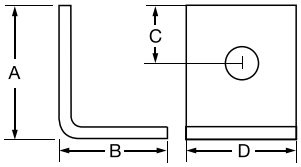

ANGLE BRACKETS

Designed for attaching hanger rod to the side of beams

- Supports threaded rod from ceilings or walls.
- Complies with Federal Specifications A-A-1192A Type 34 and Manufacturers Standardization Society (MSS) ANSI/SP-69 and SP-58 Type 34

Sizes: 3/8" - 1/2"

Material: Malleable Iron

Finish: Plain

Approvals: A-A-1192A Type 34, MSS ANSI/SP-69, SP-58 Type 34

SIZE INCHES	ITEM PLAIN	MAX LOAD	WEIGHT LBS	A	B	C	D	INNER BOX	MASTER BOX	PALLET QTY
3/8"	**CAB-G38**	250	0.225	2.0	1.5	.56	1.3	10	50	2400
1/2"	**CAB-G12**	400	0.330	2.3	1.8	.69	1.5	10	50	2400

MADE FROM 100% RECYCLED RUBBER

ENVIRONMENTALLY FRIENDLY



Support Block is designed for superior support of piping systems, cable tray, electrical conduit, HVAC equipment and many other applications. It is UV resistant and suitable for installation on most types of roofing material or other flat surfaces. Can be used as a curb (sleeper) replacement.



BUY AMERICAN ACT BAA COMPLIANT

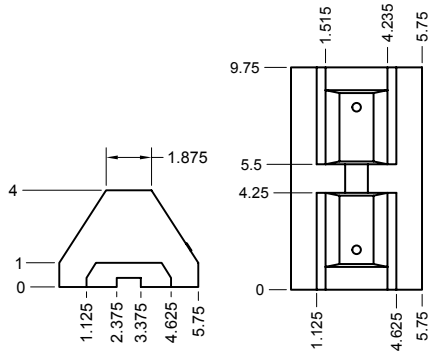

ROOFTOP SUPPORT BLOCK

Designed for superior support of applications on rooftops

- Mounting pierce screw point to penetrate metal studs
- Made from High Grade Recycled Rubber
- Green Reflector for High Visibility and Safety
- Available with and without strut
- Screw fasteners can be used to attach one or two hole pipe straps or a piece of strut
- UV resistant
- Dampens vibrations

Sizes: 1-5/8" x 13/16"

Block Material: Recycled Rubber

Strut Material: Pregalvanized Steel

ITEM	DESCRIPTION	MAX LOAD	WEIGHT LBS	HEIGHT	LENGTH	WIDTH	INNER QTY	PALLET QTY
RSB-10S	**10" Rooftop Support Block with Strut**	750	5.5	4-13/16"	9-3/4"	5-3/4"	1	352
RSB-10	**10" Rooftop Support Block without Strut**	750	5.2	4"	9-3/4"	5-3/4"	1	352



H-Strut Channels are manufactured by a series of forming dies and rolls which progressively work the strip seal into the desired channel configuration. This method produces a cross section of uniform dimensions within a tolerance of plus or minus 0.015", on outside dimensions.

MADE IN THE USA



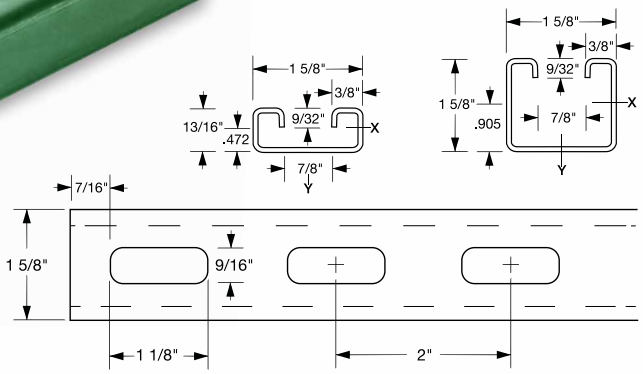

PRE GALVANIZED & SUPR GREEN STRUT CHANNEL

Designed to support hanging pipes

- Slotted series of channels offer full flexibility
- Pre-punched slots eliminate the need for precise field measuring for hole locations
- Slots offer wide adjustments in the alignment and bolt sizing
- Underwriters Laboratories Listed (UL)
- H-Strut channels are produced from prime structural steel Pre-Galvanized ASTM A-653 & Powder Coated Supr-Freen ASTM B-117

Sizes: 1-5/8" x 13/16" - 1-5/8" x 1-5/8"

Material: Prime Structural Steel

Finish: Pre Galvanized ASTM-A653 & Powder Coated Supr-Green ASTM-B117

Color: Zinc & Green

Approvals: UL

I = Moment of Inertia S = Section Modulus R = Radius of Gyration

SIZE INCHES	ITEM PRE GALVANIZED	ITEM SUPR-GREEN	GAUGE SIZE	WEIGHT LBS	AREA OF SECTION Sq. In.	X-X AXIS I in4	X-X AXIS S in3	X-X AXIS R in.	Y-Y AXIS I in4	Y-Y AXIS S in3	Y-Y AXIS R in.	BUNDLE QUANTITY
1-5/8" x 13/16" x 10'	**STC12-GP131610**	**STC12-GN131610**	12GA	0.98	0.294	0.027	0.058	0.303	0.11	0.135	0.612	50
1-5/8" x 13/16" x 20'	**STC12-GP131620**	**STC12-GN131620**	12GA	0.98	0.294	0.027	0.058	0.303	0.11	0.135	0.612	50
1-5/8" x 1-5/8" x 10'	**STC12-GP15810**	**STC12-GN15810**	12GA	1.4	0.416	0.149	0.166	0.598	0.183	0.225	0.663	50
1-5/8" x 1-5/8" x 20'		**STC12-GN15820**	12GA	1.4	0.416	0.149	0.166	0.598	0.183	0.225	0.663	50
1-5/8" x 13/16" x 10'	**STC14-GP131610**	**STC14-GN131610**	14GA	0.98	0.294	0.027	0.058	0.303	0.11	0.135	0.612	50
1-5/8" x 1-5/8" x 10'	**STC12-GP15810**	**STC14-GN15810**	14GA	1.4	0.416	0.149	0.166	0.598	0.183	0.225	0.663	50

Additional sizes and finishes are available on demand.



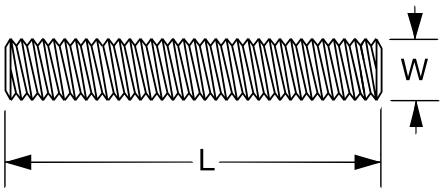

THREADED ROD

Designed for hanging, mounting, supporting, and fastening

- For use in applications such as plumbing, heating, electrical, and construction
- Quick assembly and adjustments
- Customize rod length with a hacksaw or a band saw
- ASTM A307 Grade A carbon steel

Sizes: 3/8" - 3/4"

Material: Carbon Steel

Finish: Zinc

Approvals: ASTM A307 Grade A carbon steel

SIZE INCHES	ITEM THREADED ROD	LENGTH Inches	TENSILE STRENGTH MPA	COATING THICKNESS Microns	PIECES PER TUBE
3/8" - 16 X 6'	THR-Z3806	72.0	541	9	25
1/2" - 13 X 6'	THR-Z1206	72.0	552	8	12
5/8" - 11 X 6'	THR-Z5806	72.0	563	10	8
3/4" - 10 X 6'	THR-Z3406	72.0	545	10	5
7/8" - 9 X 6'	THR-Z7806	72.0	557	10	4
3/8" - 16 X 10'	THR-Z3810	120.0	541	10	25
1/2" - 13 X 10'	THR-Z1210	120.0	552	8	12
5/8" - 11 X 10'	THR-Z5810	120.0	568	8	8
3/4" - 10 X 10'	THR-Z3410	120.0	545	9	5



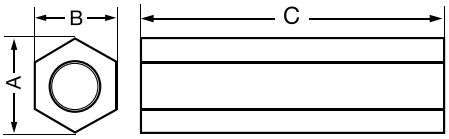

ROD COUPLINGS

Designed to connect two lengths of rod with equal diameter

- Intermediate accessory joins 2 lengths of similar threaded rod
- Made of carbon steel and can be welded to the rod after assembly

Sizes: 3/8" - 7/8"

Material: Carbon Steel

Finish: Zinc

SIZE INCHES	ITEM ROD COUPLING	A	B	C	WEIGHT	INNER BOX	MASTER BOX	PALLET QTY
1/4"	CRO-Z14	1/2	7/16	7/8	0.019	80	320	15360
3/8"	CRO-Z38	5/8	9/16	1-1/8	0.019	80	320	15360
1/2"	CRO-Z12	7/8	3/4	1-1/2	0.028	50	200	9600
5/8"	CRO-Z58	1-1/16	15/16	1-7/8	0.100	50	200	4500
3/4"	CRO-Z34	1-1/4	1-1/8	2-1/4	0.160	40	200	4500
7/8"	CRO-Z78	1-1/2	1-5/16	2-5/8	0.290	30	200	4500

REDUCING ROD COUPLINGS

SIZE INCHES	ITEM REDUCING ROD COUPLING	A	B	C	WEIGHT	INNER BOX	MASTER BOX	PALLET QTY
3/8" x 1/4"	CRE-Z3814	7/8	3/4	1-1/2	0.019	80	320	15360
1/2" x 3/8"	CRE-Z1238	1-1/4	1-1/8	2-1/4	0.023	50	200	9600
5/8" x 1/2"	CRE-Z5812	1-1/2	1-5/16	2-5/8	0.049	50	200	4500





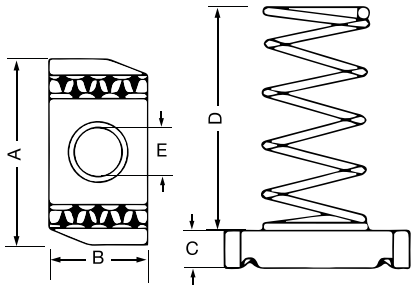

CHANNEL NUTS WITH & WITHOUT SPRING

Assures a positive locking of the strut channels to fittings

- Carbon steel nuts with special formed teeth in the parallel channel recesses
- Made to grip the return lip of the strut channel
- Shearing action of the teeth assures a positive locking of the strut channels to the fittings

Sizes: 1/2" - 3/4"

Material: Carbon Steel

Finish: Zinc

THREAD SIZE	SHORT SPRING CHANNEL NUTS	LONG SPRING CHANNEL NUTS	ITEM CHANNEL NUTS	A	B	C	D SHORT	D LONG	E	WEIGHT LBS	INNER BOX	MASTER BOX	PALLET QTY
1/4"	**NSCS-Z14**	**NSCH-Z14**	**NSCN-Z14**	1-3/8	3/4	1/4	21/32	1-1/2	1/4	0.07	50	200	9600
5/16"	**NSCS-Z516**	-	**NSCN-Z516**	1-3/8	3/4	1/4	21/32	1-1/2	1/4	0.08			
7/16"	**NSCS-Z716**	-	**NSCN-Z716**	1-3/8	3/4	3/8	21/32	1-1/2	3/8	0.09			
3/8"	**NSCS-Z38**	**NSCH-Z38**	**NSCN-Z38**	1-3/8	3/4	3/8	21/32	1-1/2	3/8	0.10	50	200	9600
1/2"	**NSCS-Z12**	**NSCH-Z12**	**NSCN-Z12**	1-3/8	3/4	1/2	21/32	1-1/2	1/2	0.13	50	200	9600
5/8"	**NSCS-Z58**	**NSCH-Z58**	**NSCN-Z58**	1-3/8	1-1/8	1/2	21/32	1-1/2	5/8	0.15	50	200	9600
3/4"	**NSCS-Z34**	**NSCH-Z34**	**NSCN-Z34**	1-3/8	1-1/8	1/2	21/32	1-1/2	3/4	0.15	50	200	9600
7/8"	-	-	**NSCN-Z78**	1-3/8	1-1/8	1/2	-	-	3/4	0.15			



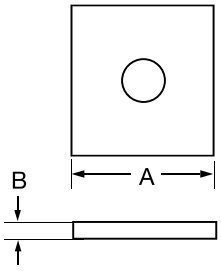

SQUARE CHANNEL WASHER

For use with strut channels

- Channel square washer

Sizes: 3/8" - 5/8"

Material: Carbon Steel

Finish: Zinc

SIZE INCHES	ITEM SQUARE WASHER	A	B	WEIGHT	INNER BOX	MASTER BOX
3/8"	**WSCH-Z38**	1-5/8	1/4	.08	100	600
1/2"	**WSCH-Z12**	1-5/8	1/4	.10	100	600
5/8"	**WSCH-Z58**	1-5/8	1/4	.20	100	600



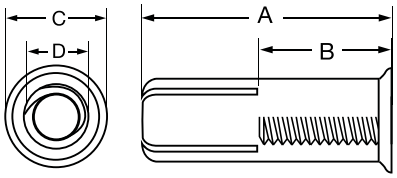

DROP IN ANCHORS

Designed to insert into pre-drilled hole and set into place

- Suitable for flush mount applications in solid base materials
- Set by driving the expansion plug towards the end by using a setting tool

Sizes: 3/8" - 3/4"

Material: Carbon Steel

Finish: Zinc

SIZE INCHES	ITEM	A LENGTH	B THREAD DEPTH	C WIDTH	D ROD SIZE	WEIGHT KG	LOAD KG	INNER BOX	MASTER BOX	PALLET QTY
3/8"	**ADI-Z38**	1-9/16	13/16	37/64	3/8	25	1890	50	600	28800
1/2"	**ADI-Z12**	2	1	11/16	1/2	50	3220	50	300	14400
5/8"	**ADI-Z58**	2-1/2	1-1/4	31/32	5/8	141.3	3880	25	150	7200
3/4"	**ADI-Z34**	3-1/4	1-7/16	1-5/16	3/4	205	5880	25	100	4800



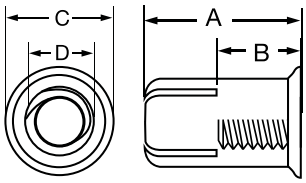

MINI **DROP IN ANCHORS**

Designed to insert into pre-drilled hole and set into place

- Suitable for flush mount applications in solid base materials
- Set by driving the expansion plug towards the end by using a setting tool

Sizes: 3/8" - 3/4"

Material: Carbon Steel

Finish: Zinc

SIZE INCHES	ITEM	A LENGTH	B THREAD DEPTH	C WIDTH	D ROD SIZE	WEIGHT KG	LOAD KG	INNER BOX	MASTER BOX	PALLET QTY
3/8"	**DIAM38**	3/4	3/8	37/64	3/8	12.5	830	50	1200	57600
1/2"	**DIAM12**	1	1/2	11/16	1/2	25	1010	50	600	28800
5/8"	**DIAM58**	1-1/4	5/8	3/8	5/8	37.5	1190	30	150	7200
3/4"	**DIAM34**	1-1/2	3/4	1/2	3/4	49.9	1370	25	100	7200



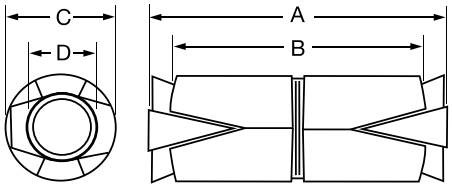

DOUBLE EXPANSION SHIELDS

Designed to insert into pre-drilled hole and set into place

- It can be used in solid concrete, block, brick, and stone
- Eliminates high stress points detrimental in fastening into materials

Sizes: 3/8" - 3/4"

Material: Zinc Alloy

Finish: Zinc

SIZE INCHES	ITEM	A LENGTH	B	C WIDTH	D ROD SIZE	WEIGHT KG	LOAD KG	INNER BOX	MASTER BOX	PALLET QTY
3/8"	**ADX-Z38**	2"	1-1/2"	3/4"	3/8"	38.5	980	50	500	24000
1/2"	**ADX-Z12**	2-1/2"	2"	7/8"	1/2"	66.5	2080	24	240	11520
5/8"	**ADX-Z58**	5/8"	2-1/4"	1"	5/8"	88.4	2360	24	240	11520
3/4"	**ADX-Z34**	3/4"	3"	1-1/4"	3/4"	196	4370	10	100	4800



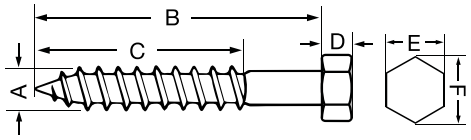

COACH SCREWS

Designed for fastening attachments to wood beams

Sizes: 3/8" X 4" - 1/2" x 12"

Material: Carbon Steel

Finish: Zinc

- High quality carbon steel coach screws
- High strength screws that can be used for connector installations

SIZE INCHES	ITEM	A WIDTH	B LENGTH	C THREAD	D	E	F	WEIGHT	INNER BOX	MASTER BOX	PALLET QTY
3/8" x 4"	RWC-ZE3804	3/8	4	2	1/4	9/16	5/8	0.532	100	300	14440
3/8" x 6"	RWC-ZE3806	3/8	6	3	1/4	9/16	5/8	0.550	100	300	14440
3/8" x 8"	RWC-ZE3808	3/8	8	4	1/4	9/16	5/8	0.568	100	300	14440
3/8" x 12"	RWC-ZE38012	3/8	12	6	1/4	9/16	5/8	0.597	100	300	14440
1/2" x 4"	RWC-ZE1204	1/2	4	2	5/16	3/4	7/8	1.041	100	300	14440
1/2" x 6"	RWC-ZE1206	1/2	6	3	5/16	3/4	7/8	1.138	100	300	14440
1/2" x 8"	RWC-ZE1208	1/2	8	4	5/16	3/4	7/8	1.167	100	300	14440
1/2" x 12"	RWC-ZE12012	1/2	12	6	5/16	3/4	7/8	1.175	100	300	14440



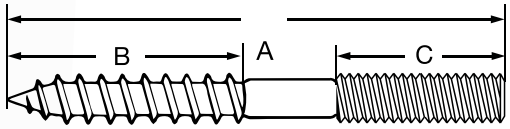

LAG SCREW ROD / HANGER BOLT

Designed for fastening attachments to wood beams

Sizes: 1/4" X 3" - 1/2" x 6"

Material: Carbon Steel

Finish: Zinc

- High quality carbon steel coach screws
- High strength screws that can be used for connector installations

SIZE INCHES	ITEM	A LENGTH	B THREAD	C ROD THREAD	WEIGHT	INNER BOX	MASTER BOX	PALLET QTY
1/4" x 3"	RWL-Z1403	3	2-1/2	1/2	0.418	100	300	14440
3/8" x 3-1/2"	RWL-Z38312	3-1/2	2-1/2	1-1/2	0.522	100	300	14440
3/8" x 4"	RWL-Z3804	4	2-1/2	2-1/2	0.531	100	300	14440
3/8" x 6"	RWL-Z3806	6	2-1/2	2-1/2	0.548	100	300	14440
3/8" x 8"	RWL-Z3808	8	2-1/2	2-1/2	0.563	100	300	14440
3/8" x 12"	RWL-Z38012	12	2-1/2	2-1/2	0.591	100	300	14440
1/2" x 4"	RWL-Z1204	4	2-1/2	2-1/2	1.038	100	300	14440
1/2" x 6"	RWL-Z1206	6	2-1/2	2-1/2	1.132	100	300	14440



HEX SCREW ANCHOR KIT

Designed for fastening attachments to wood beams

Sizes: 1"

Material: Steel

Finish: Zinc Plated

- Drill bit included

SIZE INCHES	ITEM	LENGTH	WEIGHT	INNER BOX	MASTER BOX	PALLET QTY
1"	KAS-101B	1	0.95	100	1	100



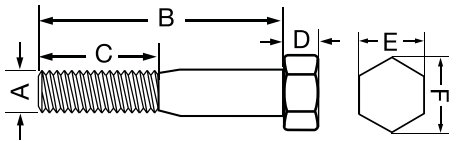

HEX BOLTS

Designed for use as a fastening device

- High quality carbon steel hex bolts
- The head of a heavy hex bolt is wider and thicker than that of a hex bolt

Sizes: 5/8" x 2-1/2" - 3/4" x 5"

Material: Carbon Steel

Finish: Zinc

SIZE INCHES	ITEM	A WIDTH	B	C	D	E	F	WEIGHT	INNER BOX	MASTER BOX	PALLET QTY
5/8" x 2"	**BHH-Z5802**	5/8	2	1-1/2	3/8	1-1/16	1-3/16	0.116	50	150	7200
5/8" x 2-1/2"	**BHH-Z58212**	5/8	2-1/2	1-1/2	3/8	1-1/16	1-3/16	0.136	50	150	7200
5/8" x 3"	**BHH-Z5803**	5/8	3	1-1/2	3/8	1-1/16	1-3/16	0.156	50	150	7200
5/8" x 3-1/4"	**BHH-Z58314**	5/8	3-1/4	1-1/2	3/8	1-1/16	1-3/16	0.165	50	150	7200
5/8" x 3-1/2"	**BHH-Z58312**	5/8	3-1/2	1-1/2	3/8	1-1/16	1-3/16	0.175	35	150	7200
5/8" x 4"	**BHH-Z5804**	5/8	4	1-1/2	3/8	1-1/16	1-3/16	0.196	50	150	7200
5/8" x 5"	**BHH-Z5804**	5/8	5	1-1/2	3/8	1-1/16	1-3/16	0.198	50	150	7200
3/4" x 2"	**BHH-Z34302**	3/4	2	1-3/4	1/2	1-1/4	1-3/8	0.179	50	150	7200
3/4" x 2-1/2"	**BHH-Z34212**	3/4	2-1/2	1-3/4	1/2	1-1/4	1-3/8	0.207	50	150	7200
3/4" x 3"	**BHH-Z3403**	3/4	3	1-3/4	1/2	1-1/4	1-3/8	0.235	50	150	7200
3/4" x 3-1/4"	**BHH-Z34314**	3/4	3-1/4	1-3/4	1/2	1-1/4	1-3/8	0.249	50	150	7200
3/4" x 3-1/2"	**BHH-Z34312**	3/4	3-1/2	1-3/4	1/2	1-1/4	1-3/8	0.263	30	150	7200
3/4" x 4"	**BHH-Z34304**	3/4	4	1-3/4	1/2	1-1/4	1-3/8	0.291	50	150	2400
3/4" x 5"	**BHH-Z34304**	3/4	5	1-3/4	1/2	1-1/4	1-3/8	0.295	50	150	2400



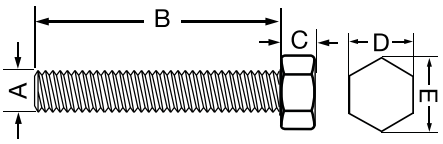

HEX BOLTS FULL THREAD

Designed for use as a fastening device

- High quality carbon steel hex bolts
- The head of a heavy hex bolt is wider and thicker than that of a hex bolt

Sizes: 5/8" x 2-1/2" - 3/4" x 5"

Material: Carbon Steel

Finish: Zinc

SIZE INCHES	ITEM	A WIDTH	B	C	D	E	WEIGHT	INNER BOX	MASTER BOX	PALLET QTY
5/8" x 2-1/2"	**BFH-Z58212**	5/8	2-1/2	3/8	1-1/16	1-3/16	0.156	50	150	7200
5/8" x 3"	**BFH-Z5803**	5/8	3	3/8	1-1/16	1-3/16	0.175	50	150	7200
5/8" x 3-1/4"	**BFH-Z58314**	5/8	3-1/4	3/8	1-1/16	1-1/16	0.165	50	150	7200
5/8" x 3-1/2"	**BFH-Z58312**	5/8	3-1/2	3/8	1-1/16	1-1/16	0.175	50	150	7200
5/8" x 4"	**BFH-Z5804**	5/8	4	3/8	1-1/16	1-1/16	0.196	50	150	7200
5/8" x 5"	**BFH-Z5804**	5/8	5	3/8	1-1/16	1-1/16	0.198	50	150	7200
3/4" x 2"	**BFH-Z34302**	3/4	2	1/2	1-1/4	1-1/4	0.179	50	150	7200
3/4" x 2-1/2"	**BFH-Z34212**	3/4	2-1/2	1/2	1-1/4	1-1/4	0.207	50	150	7200
3/4" x 3"	**BFH-Z3403**	3/4	3	1/2	1-1/4	1-1/4	0.235	50	150	7200
3/4" x 3-1/4"	**BFH-Z34314**	3/4	3-1/4	1/2	1-1/4	1-1/4	0.249	50	150	7200
3/4" x 3-1/2"	**BFH-Z34312**	3/4	3-1/2	1/2	1-1/4	1-1/4	0.263	50	150	7200
3/4" x 4"	**BFH-Z34304**	3/4	4	1/2	1-1/4	1-1/4	0.291	50	150	2400
3/4" x 5"	**BFH-Z34304**	3/4	5	1/2	1-1/4	1-1/4	0.295	50	150	2400



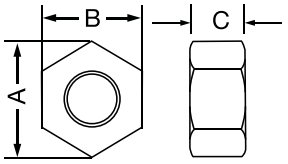

HEX NUTS

Designed for use along with hex bolts

- Standard hexagon nuts are stocked in sizes 3/8"- 7/8"
- Use with bolts of the same finish and threading for proper fit
- For general applications

Sizes: 3/8" - 7/8"

Material: Carbon Steel

Finish: Zinc

SIZE INCHES	ITEM HEX NUTS	A	B	C	WEIGHT	INNER BOX	MASTER BOX	PALLET QTY
1/4"	NHS-Z14	1/2	7/16	7/32	0.003	100	2400	115200
3/8"	NHS-Z38	5/8	9/16	5/16	0.007	50	2400	115200
1/2"	NHS-Z12	7/8	3/4	7/16	0.017	100	400	19200
5/8"	NHS-Z58	1-1/16	15/16	9/16	0.033	50	200	9600
3/4"	NHS-Z34	1-1/4	1-1/8	5/8	0.054	50	150	7200
7/8"	NHS-Z78	1-1/2	1-5/16	3/4	0.086	50	150	7200

HEAVY HEX NUTS

SIZE INCHES	ITEM HEX NUTS	A	B	C	WEIGHT	INNER BOX	MASTER BOX	PALLET QTY
1/4"	NHH-Z14	9/16	1/2	1/4	0.006	100	2400	115200
3/8"	NHH-Z38	25/32	11/16	3/8	0.015	100	2400	115200
1/2"	NHH-Z12	1	7/8	1/2	0.030	50	600	28800
5/8"	NHH-Z58	1-3/16	1-1/16	5/8	0.055	50	400	19200
3/4"	NHH-Z34	1-3/8	1-1/4	3/4	0.088	50	200	9600



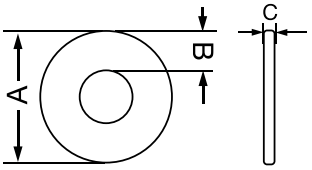

USS FLAT WASHERS

Designed for use along with heavy hex bolts

- Larger surface area than standard flat washers
- Prevents a nut, bolt or screw from pulling through the material

Sizes: 3/8" x 1-1/4" & 1/2" x 1-1/4"

Material: Carbon Steel

Finish: Zinc

SIZE INCHES	ITEM HEX NUTS	A	B	C	WEIGHT	INNER BOX	MASTER BOX	PALLET QTY
1/4"	WFL-Z14	3/4	7/32	1/16	0.003	100	2400	115200
3/8"	WFL-Z38	1	9/32	3/32	0.005	100	2400	115200
1/2"	WFL-Z12	1-3/8	13/32	3/32	0.015	100	2400	115200
5/8"	WFL-Z58	1-3/4	17/32	1/8	0.036	100	2400	115200
3/4"	WFL-Z34	2	19/32	5/32	0.050	100	2400	115200

FENDER WASHERS

SIZE INCHES	ITEM HEX NUTS	A	B	C	WEIGHT	INNER BOX	MASTER BOX	PALLET QTY
1/4" x 1-1/4"	WAS-Z14	1-1/4	1/2	1/16	0.010	100	1200	57600
3/8" x 1-1/4"	WAS-Z38	1-1/4	7/16	3/32	0.009	100	1200	57600
1/2" x 1-1/4"	WAS-Z12	1-1/4	3/8	3/32	0.008	100	1200	57600
5/8" x 1-1/4"	WAS-Z58	1-1/4	5/16	1/8	0.007	100	1200	57600



COPPER STUB BRACKETS

Designed for toilet, sink, lavatory, and drinking fountain

- Holes on 2″ centers for 1/2″ tubing and holes on 4″ centers for 3/4″ & 1″ tubing
- UPC, IPC, IAPMO listed
- Ideal for lavatory and water closet

Sizes: 1/2"hole & 1/2",3/4", 1"hole /20"long

Material: copper

Finish: copper

HOLE SIZE	LENGTH	ITEM GALVANIZED	LOAD RATE	WEIGHT LBS	BOX QTY	PALLET QTY
1/2"	**20"**	**STB-C201**	20	0.13	50	8100
1/2", 3/4", 1"	**20"**	**STB-C202**	20	0.15	50	7200



DUCT STRAPPING

Used to hang air supply and returns to framing member

- Non-Perforated coils available
- Convenient Individual Dispensing Box

Sizes: 1" x 100" 30GA - 1" x 100" 20GA

Material: Steel

Finish: Galvanized

SIZE INCHES	ITEM PRE GALVANIZED	GAUGE SIZE	WEIGHT LBS	PACKAGE QUANTITY	PACKAGE DESCRIPTION
1" X 100'	**DCS30-G1100**	30GA	0.70	5	Individually Boxed
1-1/2" X 100'	**DCS30-G112100**	30GA	1.00	4	Individually Boxed
1" X 100'	**DCS26-G1100**	26GA	1.20	5	Individually Boxed
1-1/2" X 100'	**DCS26-G112100**	26GA	1.40	4	Individually Boxed
2" X 100'	**DCS26-G2100**	26GA	8.00	4	Individually Boxed
1" X 100'	**DCS24-G1100**	24GA	8.00	5	Individually Boxed
1" X 100'	**DCS22-G1100**	22GA	10.00	5	Individually Boxed
1" X 100'	**DCS20-G1100**	20GA	11.00	5	Individually Boxed



HANGER IRON GALVANIZED STEEL BOLT HOLES

Used to hang air supply and returns to framing member

- Commonly known as Plumbers Tape
- May be cut for custom lengths
- Prevents vent systems from sagging over long runs
- Designed for various light duty applications
- Preforated with bolt holes

Sizes: 3/4" x 10" 28GA - 1-1/4" x 100' 12GA

Material: Steel

Finish: Galvanized

SIZE INCHES	ITEM PRE GALVANIZED	GAUGE SIZE	WEIGHT LBS	PACKAGE QUANTITY	PACKAGE DESCRIPTION
3/4" x 10'	HIRB28-G3410	28GA	0.70	50	Individually Boxed
3/4" x 50'	HIRB28-G3450	28GA	1.00	10	Individually Boxed
3/4" x 100'	HIRB28-G34100	28GA	1.20	5	Individually Boxed
3/4" x 10'	HIRB24-G3410	24GA	1.40	50	Individually Boxed
3/4" x 50'	HIRB24-G3450	24GA	8.00	10	Individually Boxed
3/4" x 100'	HIRB24-G34100	24GA	8.00	5	Individually Boxed
3/4" x 10'	HIRB22-G3410	22GA	10.00	50	Individually Boxed
3/4" x 50'	HIRB22-G3450	22GA	11.00	10	Individually Boxed
3/4" x 100'	HIRB22-G34100	22GA	17.00	5	Individually Boxed
3/4" x 10'	HIRB20-G3410	20GA	14.00	50	Individually Boxed
3/4" x 50'	HIRB20-G3450	20GA	17.00	10	Individually Boxed
3/4" x 100'	HIRB20-G34100	20GA	21.00	5	Individually Boxed
3/4" x 10'	HIRB18-G3410	18GA	17.00	50	Individually Boxed
3/4" x 10'	HIRB16-G3410	16GA	14.00	50	Individually Boxed
1" x 10'	HIRB14-G0110	14GA	17.00	50	Individually Boxed
1-1/4" x 10'	HIRB12-G11410	12GA	21.00	50	Individually Boxed





HANGER IRON PLAIN STEEL ALTERNATING HOLES

For hanging or securing ductwork, tubing or pipe

- Commonly known as Plumbers Tape
- May be cut for custom lengths
- Prevents vent systems from sagging over long runs
- Designed for various light duty applications
- Preforated with nail and bolt holes

Sizes: 3/4" x 10' 24GA - 3/4" x 100' 20GA

Material: Steel

Finish: Steel

SIZE INCHES	ITEM PLAIN STEEL	GAUGE SIZE	WEIGHT LBS	PACKAGE QUANTITY	PACKAGE DESCRIPTION
3/4" x 10'	**HIR24-ST3410**	24GA	1.04	50	Individually Bagged
3/4" x 50'	**HIR24-ST3450**	24GA	1.02	10	Bulk Packed
3/4" x 100'	**HIR24-ST34100**	24GA	2.6	5	Individually Boxed
3/4" x 10' BULK	**HIR20-ST3410-B**	20GA	5.10	50	Individually Boxed
3/4" x 50'	**HIR20-ST3450**	20GA	10.20	10	Individually Boxed
3/4" x 100'	**HIR20-ST34100**	20GA	10.20	5	Individually Boxed



HANGER IRON STAINLESS STEEL ALTERNATING HOLES

For hanging or securing ductwork, tubing or pipe

- Commonly known as Plumbers Tape
- May be cut for custom lengths
- Prevents vent systems from sagging over long runs
- Designed for various light duty applications
- Preforated with nail and bolt holes

Sizes: 3/4" x 10' 24GA - 3/4" x 100' 20GA

Material: Stainless Steel

Finish: Stainless Steel

SIZE INCHES	ITEM STAINLESS STEEL	GAUGE SIZE	WEIGHT LBS	PACKAGE QUANTITY	PACKAGE DESCRIPTION
3/4" x 10'	**HIR24-SS3410**	24GA	0.68	24	Bulk Packed
3/4" x 25'	**HIR24-SS3425**	24GA	1.70	50	Individually Boxed
3/4" x 50'	**HIR24-SS3450**	24GA	3.40	10	Individually Boxed
3/4" x 100'	**HIR24-SS34100**	24GA	6.83	10	Individually Boxed
3/4" x 10'	**HIR22-SS3410**	22GA	0.80	5	Bulk Packed
3/4" x 50'	**HIR22-SS3450**	22GA	2.00	24	Individually Bagged
3/4" x 10'	**HIR20-SS3410**	20GA	4.00	50	Individually Boxed
3/4" x 100'	**HIR20-SS34100**	20GA	8.20	10	Individually Boxed



HANGER IRON GALVANIZED STEEL ALTERNATING HOLES

Used to hang air supply and returns to framing member

- Commonly known as Plumbers Tape
- May be cut for custom lengths
- Prevents vent systems from sagging over long runs
- Designed for various light duty applications
- Preforated with nail and bolt holes

Sizes: 3/4" x 10" 28GA - 3/4" x 100" 20GA

Material: Steel

Finish: Galvanized

SIZE INCHES	ITEM PRE GALVANIZED	GAUGE SIZE	WEIGHT LBS	PACKAGE QUANTITY	PACKAGE DESCRIPTION
3/4" x 10'	HIR28-G3410	28GA	0.55	24	Individually Poly Bagged Coils
3/4" x 10' BULK-10	HIR28-G3410-B10	28GA	0.8	10	Bulk Packed Coils
3/4" x 10' BULK-50	HIR28-G3410-B	28GA	1.10	50	Bulk Packed Coils
3/4" x 25'	HIR28-G3425	28GA	1.60	10	Individually Boxed Coils
3/4" x 50'	HIR28-G3450	28GA	2.10	10	Individually Boxed Coils
3/4" x 100'	HIR28-G34100	28GA	1.70	10	Individually Boxed Coils
3/4" x 10'	HIR24-G3410	24GA	7.00	24	Individually Poly Bagged Coils
3/4" x 10' BULK-50	HIR24-G3410-B	24GA	16.00	50	Bulk Packed Coils
3/4" x 25'	HIR24-G3425	24GA	12.00	10	Bulk Packed Coils
3/4" x 50'	HIR24-G3450	24GA	21.00	10	Individually Boxed Coils
3/4" x 100'	HIR24-G34100	24GA	0.8	6	Individually Boxed Coils
3/4" x 10' BULK-50	HIR22-G3410-B	22GA	0.8	50	Bulk Packed Coils
3/4" x 50'	HIR22-G3450	22GA	1.10	10	Individually Boxed Coils
3/4" x 100'	HIR22-G34100	22GA	1.60	5	Individually Boxed Coils
3/4" x 10'	HIR20-G3410	20GA	2.10	24	Individually Boxed Coils
3/4" x 10' BULK-10	HIR20-G3410-B10	20GA	1.70	10	Bulk Packed Coils
3/4" x 10' BULK-50	HIR20-G3410-B	20GA	7.00	50	Bulk Packed Coils
3/4" x 25'	HIR20-G3425	20GA	16.00	10	Individually Boxed Coils
3/4" x 50'	HIR20-G3450	20GA	12.00	10	Individually Poly Bagged Coils
3/4" x 100'	HIR20-G34100	20GA	21.00	5	Bulk Packed Coils





HANGER IRON COPPER COATED ALTERNATING HOLES

For hanging or securing ductwork, tubing or pipe

- Commonly known as Plumbers Tape
- May be cut for custom lengths
- Prevents vent systems from sagging over long runs
- Designed for various light duty applications
- Preforated with nail and bolt holes

Sizes: 3/4" x 10' 24GA - 3/4" x 10' 20GA

Material: Steel

Finish: Copper

SIZE INCHES	ITEM COPPER COATED	GAUGE SIZE	WEIGHT LBS	PACKAGE QUANTITY	PACKAGE DESCRIPTION
3/4" x 10'	**HIR24-CC3410**	24GA	0.66	24	Individually Bagged
3/4" x 25'	**HIR24-CC3425**	24GA	0.68	10	Bulk Packed
3/4" x 50'	**HIR24-CC3450**	24GA	1.70	10	Individually Boxed
3/4" x 100'	**HIR24-CC34100**	24GA	3.40	5	Individually Boxed
3/4" x 10'	**HIR22-CC3410**	22GA	6.83	24	Individually Boxed
3/4" x 25'	**HIR22-CC3425**	22GA	1.70	10	Individually Boxed
3/4" x 50'	**HIR22-CC3450**	22GA	3.40	10	Individually Boxed
3/4" x 10'	**HIR20-CC3410**	20GA	6.83	5	Individually Boxed



PLASTIC HANGER STRAP POLYPROPYLENE

For hanging or securing ductwork, tubing or pipe

- Commonly known as Plumbers Tape
- May be cut for custom lengths
- Prevents vent systems from sagging over long runs
- Designed for various light duty applications

Sizes: 3/4" x 10' - 3/4" x 100'

Material: Perforated Polypropylene

Finish: Polypropylene

SIZE INCHES	ITEM PLASTIC	WEIGHT LBS	PACKAGE QUANTITY	PACKAGE DESCRIPTION
3/4" x 10'	**PPS-3410**	0.13	100	Individually Bagged
3/4" x 25'	**PPS-3425**	0.38	20	Individually Bagged
3/4" x 50'	**PPS-3450**	0.68	20	Individually Bagged
3/4" x 100'	**PPS-34100**	1.4	20	Individually Bagged



TUB HANGER

Designed to hang bath tub on frame

• Used to hang Hot air Supply and Cold Air Returns to framing member

SIZE INCHES	ITEM GALVANIZED	GAUGE SIZE	WEIGHT LBS	PACKAGE QUANTITY
1-1/2" X 5"	**TH12**	12GA	0.13	50

Sizes: 1-1/2" X 5" 12GA

Material: Steel

Finish: Galvanized



SQUARE DUCT HANGERS

Designed to hang air supply and returns to framing

• Used to hang Hot air Supply and Cold Air Returns to framing member

SIZE INCHES	ITEM GALVANIZED	GAUGE SIZE	WEIGHT LBS	PACKAGE QUANTITY
8" x 7/8"	**DCH18-G878**	18GA	0.13	100
9" x 7/8"	**DCH18-G978**	18GA	0.15	100
10" x 7/8"	**DCH18-G1078**	18GA	0.17	100

Sizes: 8" x 7/8" 18GA - 10" x 7/8" 18GA

Material: Steel

Finish: Galvanized





SELF NAILING **STUD GUARDS** TRIANGLE POINTS

Designed to protect fasteners penetrating into piping

- Self nailing interlocking prong end
- Used with pex applications

Sizes: 1-1/2" x 3" 22GA - 3" x 18" 16GA

Material: Steel

Finish: Galvanized

SIZE INCHES	ITEM GALVANIZED	GAUGE SIZE	WEIGHT LBS	PACKAGE QUANTITY	PACKAGE DESCRIPTION
1-1/2" x 3"	SGS22-G1123	22GA	0.04	100	
1-1/2" x 5"	SGS22-G1125	22GA	0.08	100	
1-1/2" x 6"	SGS22-G1126	22GA	0.09	100	
1-1/2" x 3"	SGS20-G1123	20GA	0.08	100	
1-1/2" x 5"	SGS20-G1125	20GA	0.09	100	
1-1/2" x 6"	SGS20-G1126	20GA	0.09	100	
1-1/2" x 9"	SGS20-G1129	20GA	0.10	100	
1-1/2" x 12"	SGS20-G11212	20GA	0.04	100	
1-1/2" x 18"	SGS20-G11218	20GA	0.09	100	
1-1/2" x 3"	SGS18-G1123	18GA	0.28	50	
1-1/2" x 5"	SGS18-G1125	18GA	0.26	50	
1-1/2" x 6"	SGS18-G1126	18GA	0.04	100	
1-1/2" x 3"	SGS16-G1123	16GA	0.08	100	
1-1/2" x 5"	SGS16-G1125	16GA	0.09	100	
1-1/2" x 6"	SGS16-G1126	16GA	0.08	100	
1-1/2" x 9"	SGS16-G1129	16GA	0.09	100	
1-1/2" x 12"	SGS16-G11212	16GA	0.09	100	
1-1/2" x 18"	SGS16-G11218	16GA	0.10	100	
1-1/2" x 24"	SGS16-G11224	16GA	0.04	100	
3" x 5"	SGS16-G35	16GA	0.09	100	
3" x 18"	SGS16-G318	16GA	0.28	50	



SELF NAILING **STUD GUARDS** INTERLOCKING

Designed to protect fasteners penetrating into piping

- Self nailing interlocking prong end
- Used with pex applications

Sizes: 1-1/2" x 6" 20GA - 1-1/2" x 6" 16GA

Material: Steel

Finish: Galvanized

SIZE INCHES	ITEM PRE GALVANIZED	GAUGE SIZE	WEIGHT LBS	PACKAGE QUANTITY	PACKAGE DESCRIPTION
1-1/2" x 6"	**SGN20-G1126**	20GA	0.04	200	
1-1/2" x 6"	**SGN18-G1126**	18GA	0.04	200	
1-1/2" x 6"	**SGN16-G1126**	16GA	0.08	200	



SELF NAILING **STUD GUARDS** GALVANIZED WITH 2 HOLES

Designed to protect fasteners penetrating into piping

- Self nailing interlocking prong end
- Used with pex applications

Sizes: 1-1/2" x 3" 16GA

Material: Steel

Finish: Galvanized

SIZE INCHES	ITEM GALVANIZED	GAUGE SIZE	WEIGHT LBS	PACKAGE QUANTITY	PACKAGE DESCRIPTION
1/2" x 3"	**SGH16-G1123**	16GA	0.09	200	



SELF NAILING **STUD GUARDS** OFFSET END PRONG

Designed to protect fasteners penetrating into piping

- Self nailing interlocking prong end
- Used with pex applications

Sizes: 5" x 6" 16GA - 6" x 18" 16GA

Material: Steel

Finish: Galvanized

SIZE INCHES	ITEM GALVANIZED	GAUGE SIZE	WEIGHT LBS	PACKAGE QUANTITY	PACKAGE DESCRIPTION
5" x 6"	SGS16-G56	16GA	0.3	50	
5" x 8"	SGS16-G58	16GA	0.36	25	
6" x 6"	SGS16-G66	16GA	0.92	25	
6" x 8"	SGS16-G68	16GA	0.52	50	
6" x 12"	SGS16-G612	16GA	0.68	25	
6" x 18"	SGS16-G618	16GA	2.47	15	



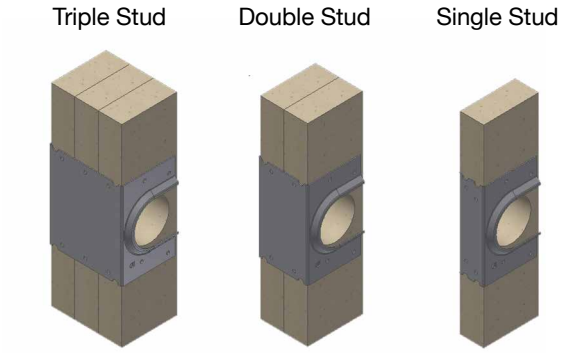

STUD SHOE GUARDS GALVANIZED

Designed to protect fasteners penetrating into piping

- suitable for single, double or triple stud applications
- Offered in 18 and 16 Gauge

Sizes: Single 18GA - Triple 16GA

Material: Steel

Finish: Galvanized

SIZE INCHES	ITEM GALVANIZED	GAUGE SIZE	WEIGHT LBS	PACKAGE QUANTITY	PACKAGE DESCRIPTION
Single	SDS18-GSING	18GA	0.64	25	
Double	SDS18-GDOUB	18GA	0.76	25	
Triple	SDS18-GTRIP	18GA	0.9	10	
Single	SDS16-GSING	16GA	0.72	25	
Double	SDS16-GDOUB	16GA	0.88	25	
Triple	SDS16-GTRIP	16GA	1	10	



PIPE HOOK PLAIN STEEL & COPPER COATED

Used to hang pipes from floor joist and eliminate vibration

- Fast Self Nailing Installation
- Available in Plain Steel and Copper Coated

Sizes: 1/2" x 2-1/2" 11GA - 2" x 8" 9GA

Material: Steel

Finish: Plain & Copper Coated

SIZE INCHES	ITEM PLAIN	ITEM COPPER COATED	GAUGE SIZE	WEIGHT LBS	PACKAGE QUANTITY	PACKAGE DESCRIPTION
1/2" x 2-1/2"	PH11-ST12212	PH11-CC12212	11GA	0.02	50	
3/4" x 2-1/2"	PH11-ST34212	PH11-CC34212	11GA	0.02	50	
1/2" x 4"	PH11-ST124	PH11-CC124	11GA	0.04	50	
3/4" x 4"	PH11-ST344	PH11-CC344	11GA	0.04	50	
1" x 2-1/2"	PH11-ST1212	PH11-CC1212	11GA	0.04	50	
1" x 4"	PH11-ST14	PH11-CC14	11GA	0.04	50	
1-1/4" x 4"	PH11-ST1144	PH11-CC1144	11GA	0.04	50	
1-1/2" x 4"	PH11-ST1124	PH11-CC1124	11GA	0.04	50	
1/2" x 6"	PH11-ST126	PH11-CC126	11GA	0.04	50	
3/4" x 6"	PH11-ST346	PH11-CC346	11GA	0.04	50	
1" x 6"	PH11-ST16	PH11-CC16	11GA	0.04	50	
1-1/4" x 6"	PH11-ST1146	PH11-CC1146	11GA	0.04	50	
1-1/2" x 6"	PH11-ST1126	PH11-CC1126	11GA	0.04	50	
1/2" x 4"	PH9-ST124	PH9-CC124	9GA	0.04	50	
3/4" x 4"	PH9-ST344	PH9-CC344	9GA	0.04	50	
1" x 4"	PH9-ST14	PH9-CC14	9GA	0.04	50	
1-1/4" x 4"	PH9-ST1144	PH9-CC1144	9GA	0.04	50	
1-1/2" x 4"	PH9-ST1124	PH9-CC1124	9GA	0.04	50	
1/2" x 6"	PH9-ST126	PH9-CC126	9GA	0.04	50	
3/4" x 6"	PH9-ST346	PH9-CC346	9GA	0.04	50	
1" x 6"	PH9-ST16	PH9-CC16	9GA	0.04	50	
1-1/4" x 6"	PH9-ST1146	PH9-CC1146	9GA	0.04	50	
1-1/2" x 6"	PH9-ST1126	PH9-CC1126	9GA	0.04	50	
2" x 6"	PH9-ST26	PH9-CC26	9GA	0.04	50	
1/2" x 8"	PH9-ST128	PH9-CC128	9GA	0.04	50	
3/4" x 8"	PH9-ST348	PH9-CC348	9GA	0.04	50	
1" x 8"	PH9-ST18	PH9-CC18	9GA	0.04	50	
1-1/4" x 8"	PH9-ST1148	PH9-CC1148	9GA	0.04	50	
1-1/2" x 8"	PH9-ST1128	PH9-CC1128	9GA	0.04	50	
2" x 8"	PH9-ST28	PH9-CC28	9GA	0.04	50	



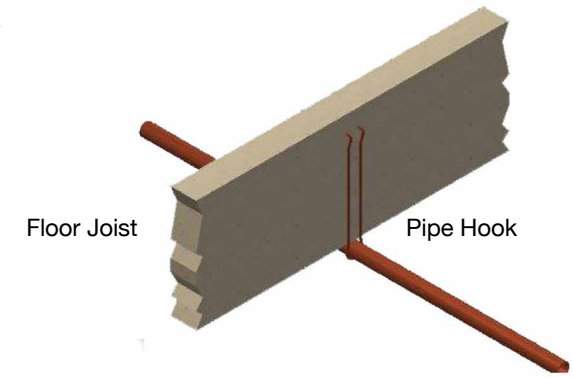

PIPE HOOK PLASTIC COATED

Used to hang pipes from floor joist and eliminate vibration

- Fast self nailing installation
- Available in plastic coated steel

Sizes: 1-1/2" x 6" 11GA - 2" x 8" 9GA

Material: Steel

Finish: Plastic

SIZE INCHES	ITEM PLASTIC COATED	GAUGE SIZE	WEIGHT LBS	PACKAGE QUANTITY	PACKAGE DESCRIPTION
11GA 1/2" x 6"	**PH11-P126**	11GA 1/2" x 6"	0.02	50	
11GA 3/4" x 6"	**PH11-P346**	11GA 3/4" x 6"	0.02	50	
11GA 1/2" x 4"	**PH11-P124**	11GA 1/2" x 4"	0.04	50	
11GA 3/4" x 4"	**PH11-P344**	11GA 3/4" x 4"	0.04	50	
11GA 1" x 4"	**PH11-P14**	11GA 1" x 4"	0.04	50	
11GA 1-1/4" x 4"	**PH11-P1144**	11GA 1-1/4" x 4"	0.04	50	
11GA 1-1/2" x 4"	**PH11-P1124**	11GA 1-1/2" x 4"	0.04	50	
11GA 1" x 6"	**PH11-P16**	11GA 1" x 6"	0.04	50	
11GA 1-1/4" x 6"	**PH11-P1146**	11GA 1-1/4" x 6"	0.04	50	
11GA 1-1/2" x 6"	**PH11-P1126**	11GA 1-1/2" x 6"	0.04	50	
9GA 1/2" x 4"	**PH9-P124**	9GA 1/2" x 4"	0.04	50	
9GA 3/4" x 4"	**PH9-P344**	9GA 3/4" x 4"	0.04	50	
9GA 1" x 4"	**PH9-P14**	9GA 1" x 4"	0.04	50	
9GA 1-1/4" x 4"	**PH9-P1144**	9GA 1-1/4" x 4"	0.04	50	
9GA 1-1/2" x 4"	**PH9-P1124**	9GA 1-1/2" x 4"	0.04	50	
9GA 1/2" x 6"	**PH9-P126**	9GA 1/2" x 6"	0.04	50	
9GA 3/4" x 6"	**PH9-P346**	9GA 3/4" x 6"	0.04	50	
9GA 1" x 6"	**PH9-P16**	9GA 1" x 6"	0.04	50	
9GA 1-1/4" x 6"	**PH9-P1146**	9GA 1-1/4" x 6"	0.04	50	
9GA 1-1/2" x 6"	**PH9-P1126**	9GA 1-1/2" x 6"	0.04	50	
9GA 2" x 6"	**PH9-P26**	9GA 2" x 6"	0.04	50	
9GA 1/2" x 8"	**PH9-P128**	9GA 1/2" x 8"	0.04	50	
9GA 3/4" x 8"	**PH9-P348**	9GA 3/4" x 8"	0.04	50	
9GA 1" x 8"	**PH9-P18**	9GA 1" x 8"	0.04	50	
9GA 1-1/4" x 8"	**PH9-P1148**	9GA 1-1/4" x 8"	0.04	50	
9GA 1-1/2" x 8"	**PH9-P1128**	9GA 1-1/2" x 8"	0.04	50	
9GA 2" x 8"	**PH9-P28**	9GA 2" x 8"	0.04	50	



HEAVY DUTY PIPE STRAPS ZINC PLATED - 2 HOLE

Used for securing pipe commercial applications

- Secures piping around fitting to ensure against excessive vibration
- Used to anchor piping securely to floor or framing member

Sizes: 1/2" 10GA - 4" 3GA

Material: Steel

Finish: Zinc Plated

SIZE INCHES	ITEM ZINC PLATED	GAUGE SIZE	WEIGHT LBS	PACKAGE QUANTITY	PACKAGE DESCRIPTION
1/2"	PPS-ZC12	10GA	0.24	25	
3/4"	PPS-ZC34	10GA	0.24	25	
1"	PPS-ZC1	10GA	0.35	20	
1-1/4"	PPS-ZC114	10GA	0.35	20	
1-1/2"	PPS-ZC112	10GA	0.4	15	
2"	PPS-ZC2	10GA	0.47	15	
2-1/2"	PPS-ZC212	3GA	0.9	10	
3"	PPS-ZC3	3GA	1	10	
4"	PPS-ZC4	3GA	1.5	10	



HEAVY DUTY PIPE STRAPS PLAIN STEEL - 2 HOLE

Used for securing pipe commercial applications

- Secures piping around fitting to ensure against excessive vibration
- Used to anchor piping securely to floor or framing member

Sizes: 1/2" 10GA - 4" 3GA

Material: Steel

Finish: Plain

SIZE INCHES	ITEM PLAIN	GAUGE SIZE	WEIGHT LBS	PACKAGE QUANTITY	PACKAGE DESCRIPTION
1/2"	PPS-ST12	10GA	0.24	25	
3/4"	PPS-ST34	10GA	0.24	25	
1"	PPS-ST1	10GA	0.35	20	
1-1/4"	PPS-ST114	10GA	0.35	20	
1-1/2"	PPS-ST112	10GA	0.4	15	
2"	PPS-ST2	10GA	0.47	15	
2-1/2"	PPS-ST212	3GA	0.9	10	
3"	PPS-ST3	3GA	1	10	
4"	PPS-ST4	3GA	1.5	10	



PIPE STRAPS STAINLESS STEEL - 2 HOLE

Supports pipe lines running next to walls or beams

- Secures piping around fitting to ensure against excessive vibration
- Stainless Pipe Straps add additional protection against corrosion

Sizes: 1/4" 10GA - 4" 3GA

Material: Stainless Steel

Finish: Stainless Steel

SIZE INCHES	ITEM STAINLESS STEEL	GAUGE SIZE	WEIGHT LBS	PACKAGE QUANTITY	PACKAGE DESCRIPTION
1/4"	PPS-SS14	10GA	0.01	10	
3/8"	PPS-SS38	10GA	0.01	10	
1/2"	PPS-SS12	10GA	0.01	10	
3/4"	PPS-SS34	10GA	0.01	10	
1"	PPS-SS1	10GA	0.03	10	
1-1/4"	PPS-SS114	10GA	0.03	10	
1-1/2"	PPS-SS112	10GA	0.03	10	
2"	PPS-SS2	10GA	0.04	10	
2-1/2"	PPS-SS212	3GA	0.08	5	
3"	PPS-SS3	3GA	1.00	5	
4"	PPS-SS3	3GA	1.40	5	



PIPE STRAPS GALVANIZED - 2 HOLE

Supports pipe lines running next to walls or beams

- Secures piping around fitting to ensure against excessive vibration
- Used to anchor piping securely to floor or framing member

Sizes: 1/4" 24GA - 8" 16GA

Material: Steel

Finish: Galavanized

Approvals: UL, FM, Certified models available in 3/4"- 4"

SIZE INCHES	ITEM GALVANIZED	ITEM GALVANIZED UL/FM CERTIFIED	GAUGE SIZE	WEIGHT LBS	PACKAGE QUANTITY	PACKAGE DESCRIPTION
1/4"	PPS-G14		24GA	0.01	200	
3/8"	PPS-G38		24GA	0.02	200	
1/2"	PPS-G12		24GA	0.01	100	
3/4"	PPS-G34	PPS-G34F	20GA	0.03	100	
1"	PPS-G1	PPS-G1F	20GA	0.04	100	
1-1/4"	PPS-G114	PPS-G114F	20GA	0.06	50	
1-1/2"	PPS-G112	PPS-G112F	20GA	0.04	50	
2"	PPS-G2	PPS-G2F	16GA	0.16	50	
2-1/2"	PPS-G212	PPS-G212F	16GA	0.40	25	
3"	PPS-G3	PPS-G3F	16GA	0.50	10	
4"	PPS-G4	PPS-G4F	16GA	0.40	10	
6"	PPS-G6		16GA	0.50	10	
8"	PPS-G8		16GA	0.50	10	



PIPE STRAPS PLASTIC COATED - 2 HOLE

Supports pipe lines running next to walls or beams

Sizes: 1/2" 22GA - 4" 16GA

Material: Steel, Plastic

Finish: Galvanized, Black Plastic

SIZE INCHES	ITEM PLASTIC COATED	GAUGE SIZE	WEIGHT LBS	PACKAGE QUANTITY	PACKAGE DESCRIPTION
1/2"	PPS-P12	22GA	0.01	100	
3/4"	PPS-P34	22GA	0.03	100	
1"	PPS-P1	20GA	0.04	100	
1-1/4"	PPS-P114	18GA	0.06	50	
1-1/2"	PPS-P112	18GA	0.04	25	
2"	PPS-P2	18GA	0.16	50	
2-1/2"	PPS-P212	16GA	0.40	25	
3"	PPS-P3	16GA	0.50	25	
4"	PPS-P4	16GA	0.40	10	



PIPE STRAPS SOLID COPPER - 2 HOLE

Supports pipe lines running next to walls or beams

Sizes: 1/8" 24GA - 2" 24GA

Material: Solid Copper

Finish: Copper

SIZE INCHES	ITEM ZINC PLATED	GAUGE SIZE	WEIGHT LBS	PACKAGE QUANTITY	PACKAGE DESCRIPTION
1/8"	PPS-SC18	24GA	0.01	100	
1/4"	PPS-SC14	24GA	0.01	100	
3/8"	PPS-SC38	24GA	0.01	100	
1/2"	PPS-SC12	24GA	0.02	100	
3/4"	PPS-SC34	24GA	0.01	100	
1"	PPS-SC1	24GA	0.01	100	
1-1/4"	PPS-SC114	24GA	0.01	100	
1-1/2"	PPS-SC112	24GA	0.02	100	
2"	PPS-SC2	24GA	0.02	100	



PIPE STRAPS COPPER COATED - 2 HOLE

Supports pipe lines running next to walls or beams

Sizes: 1/4" 22GA - 2" 22GA

Material: Steel

Finish: Copper Coated

SIZE INCHES	ITEM COPPER COATED	GAUGE SIZE	WEIGHT LBS	PACKAGE QUANTITY	PACKAGE DESCRIPTION
1/4"	PPS-CC14	22GA	0.01	200	
3/8"	PPS-CC38	22GA	0.01	100	
1/2"	PPS-CC12	22GA	0.01	100	
3/4"	PPS-CC34	22GA	0.03	100	
1"	PPS-CC1	22GA	0.04	50	
1-1/4"	PPS-CC114	22GA	0.04	50	
1-1/2"	PPS-CC112	22GA	0.04	50	
2"	PPS-CC2	22GA	0.04	50	



HEAVY DUTY PIPE STRAPS GALVANIZED STEEL - 1 HOLE

Supports pipe lines running next to walls or beams

- Secures piping around fitting to ensure against excessive vibration
- Used to anchor piping securely to floor or framing member

Sizes: 1/4" 14GA - 4" 14GA

Material: Steel

Finish: Galvanized

SIZE INCHES	ITEM STAINLESS STEEL	GAUGE SIZE	WEIGHT LBS	PACKAGE QUANTITY	PACKAGE DESCRIPTION
1/4"	PPS1-G14	14GA	0.1	100	
3/8"	PPS1-G38	14GA	0.1	100	
1/2"	PPS1-G12	14GA	0.1	100	
3/4"	PPS1-G34	14GA	0.1	100	
1"	PPS1-G1	14GA	0.1	100	
1-1/4"	PPS1-G114	14GA	0.1	100	
1-1/2"	PPS1-G112	14GA	0.1	100	
2"	PPS1-G2	14GA	0.1	100	
2-1/2"	PPS1-G212	14GA	0.1	100	
3"	PPS1-G3	14GA	0.1	100	
4"	PPS1-G4	14GA	0.1	100	



FLAT TUBE NAILER COPPER PLATED

Used for securing pipe against floor joist or framing member

- Fast and easy Installation

Sizes: 1/2" - 3/4" 13GA

Material: Steel

Finish: Copper Plated

SIZE INCHES	ITEM ZINC PLATED	GAUGE SIZE	WEIGHT LBS	PACKAGE QUANTITY	PACKAGE DESCRIPTION
1/2" - 3/4"	FTN13-CC1234	13GA	0.02	100	

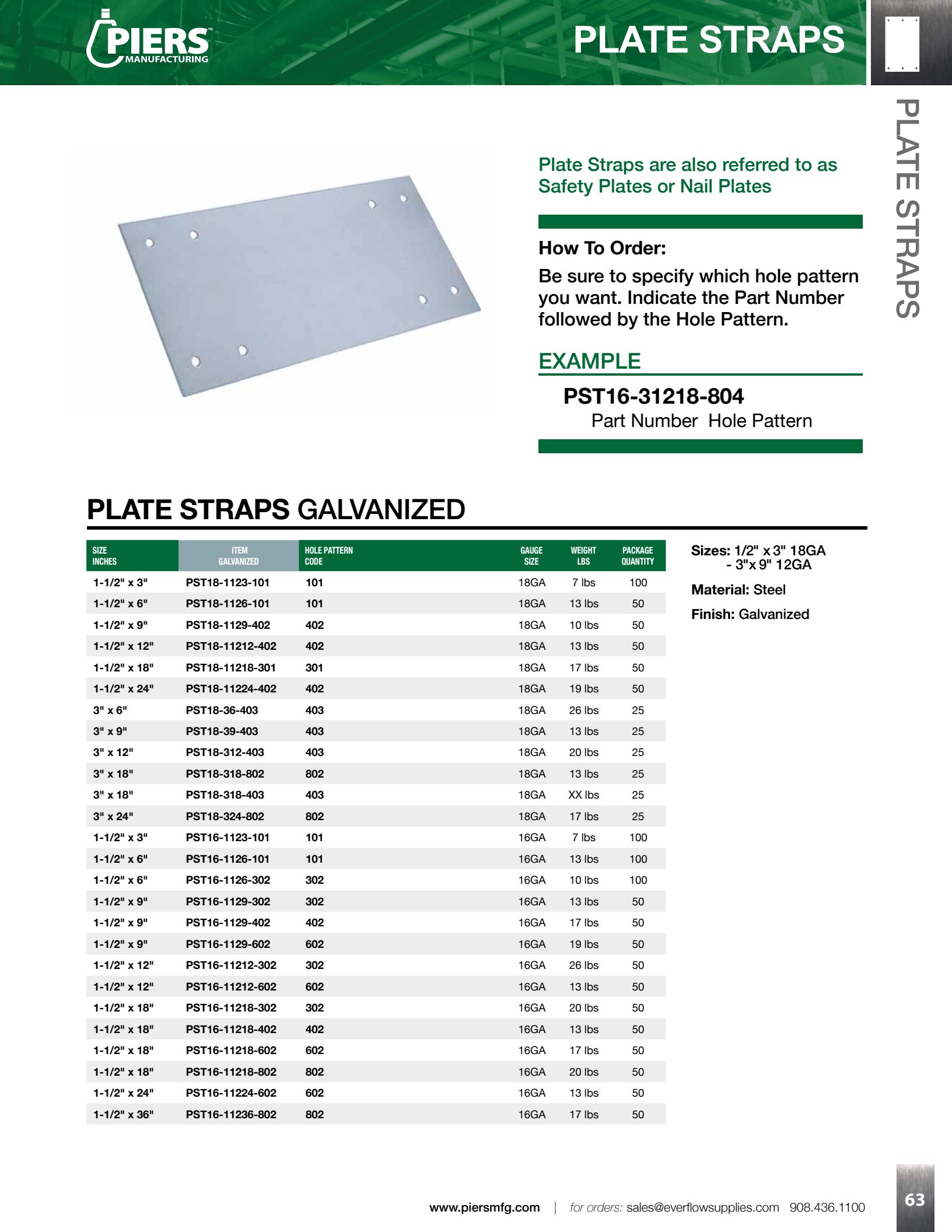

Plate Straps are also referred to as Safety Plates or Nail Plates

How To Order:

Be sure to specify which hole pattern you want. Indicate the Part Number followed by the Hole Pattern.

EXAMPLE

PST16-31218-804

Part Number Hole Pattern

PLATE STRAPS GALVANIZED

SIZE INCHES	ITEM GALVANIZED	HOLE PATTERN CODE	GAUGE SIZE	WEIGHT LBS	PACKAGE QUANTITY
1-1/2" x 3"	PST18-1123-101	101	18GA	7 lbs	100
1-1/2" x 6"	PST18-1126-101	101	18GA	13 lbs	50
1-1/2" x 9"	PST18-1129-402	402	18GA	10 lbs	50
1-1/2" x 12"	PST18-11212-402	402	18GA	13 lbs	50
1-1/2" x 18"	PST18-11218-301	301	18GA	17 lbs	50
1-1/2" x 24"	PST18-11224-402	402	18GA	19 lbs	50
3" x 6"	PST18-36-403	403	18GA	26 lbs	25
3" x 9"	PST18-39-403	403	18GA	13 lbs	25
3" x 12"	PST18-312-403	403	18GA	20 lbs	25
3" x 18"	PST18-318-802	802	18GA	13 lbs	25
3" x 18"	PST18-318-403	403	18GA	XX lbs	25
3" x 24"	PST18-324-802	802	18GA	17 lbs	25
1-1/2" x 3"	PST16-1123-101	101	16GA	7 lbs	100
1-1/2" x 6"	PST16-1126-101	101	16GA	13 lbs	100
1-1/2" x 6"	PST16-1126-302	302	16GA	10 lbs	100
1-1/2" x 9"	PST16-1129-302	302	16GA	13 lbs	50
1-1/2" x 9"	PST16-1129-402	402	16GA	17 lbs	50
1-1/2" x 9"	PST16-1129-602	602	16GA	19 lbs	50
1-1/2" x 12"	PST16-11212-302	302	16GA	26 lbs	50
1-1/2" x 12"	PST16-11212-602	602	16GA	13 lbs	50
1-1/2" x 18"	PST16-11218-302	302	16GA	20 lbs	50
1-1/2" x 18"	PST16-11218-402	402	16GA	13 lbs	50
1-1/2" x 18"	PST16-11218-602	602	16GA	17 lbs	50
1-1/2" x 18"	PST16-11218-802	802	16GA	20 lbs	50
1-1/2" x 24"	PST16-11224-602	602	16GA	13 lbs	50
1-1/2" x 36"	PST16-11236-802	802	16GA	17 lbs	50

Sizes: 1/2" x 3" 18GA - 3"x 9" 12GA

Material: Steel

Finish: Galvanized

PLATE STRAPS GALVANIZED continued

SIZE INCHES	ITEM GALVANIZED	HOLE PATTERN CODE	GAUGE SIZE	WEIGHT LBS	PACKAGE QUANTITY
3-1/2" x 6"	PST16-3126-102	102	16GA	8 lbs	25
3-1/2" x 12"	PST16-31212-606	606	16GA	16 lbs	25
3-1/2" x 12"	PST16-31212-801	801	16GA	12 lbs	25
3-1/2" x 12"	PST16-31212-803	803	16GA	16 lbs	25
3-1/2" x 18"	PST16-31218-801	801	16GA	21 lbs	25
3" x 6" 1	PST16-36-101	101	16GA	23 lbs	50
3" x 9"	PST16-39-305	305	16GA	31 lbs	50
3" x 12"	PST16-312-307	307	16GA	16 lbs	25
3" x 12"	PST16-312-604	604	16GA	23 lbs	25
3" x 18"	PST16-318-305	305	16GA	15 lbs	25
3" x 18"	PST16-318-801	801	16GA	21 lbs	25
3" x 18"	PST16-318-807	807	16GA	XX lbs	25
3" x 24"	PST16-324-610	610	16GA	31 lbs	25
3" x 36"	PST16-336-610	610	16GA	9 lbs	25
5" x 6"	PST16-56-803	803	16GA	14 lbs	25
5" x 8"	PST16-58-607	607	16GA	18 lbs	25
5" x 8"	PST16-58-613	613	16GA	26 lbs	25
5" x 12"	PST16-512-803	803	16GA	36 lbs	25
5" x 12"	PST16-512-804	804	16GA	13 lbs	25
5" x 18"	PST16-518-203	203	16GA	17 lbs	15
5" x 18"	PST16-518-306	306	16GA	19 lbs	15
5" x 18"	PST16-518-803	803	16GA	26 lbs	15
5" x 18"	PST16-518-804	804	16GA	35 lbs	15
5" x 18"	PST16-518-807	807	16GA	XX lbs	15
6" x 6"	PST16-66-605	605	16GA	37 lbs	25
6" x 6"	PST16-66-609	609	16GA	52 lbs	25
6" x 12"	PST16-612-609	609	16GA	16 lbs	25
6" x 18"	PST16-618-609	609	16GA	23 lbs	15
10" x 6"	PST16-1006-501	501	16GA	31 lbs	25
10" x 9"	PST16-1009-803	803	16GA	28 lbs	25
10" x 12"	PST16-1012-803	803	16GA	37 lbs	25
10" x 12"	PST16-1012-804	804	16GA	26 lbs	25
10" x 18"	PST16-1018-803	803	16GA	39 lbs	25
10" x 24"	PST16-1024-803	803	16GA	37 lbs	15
1-1/2" x 9"	PST12-1129-402	402	12GA	52 lbs	50
3" x 9"	PST12-39-610	610	12GA	16 lbs	25

Sizes: 1-1/2" x 3 - 10" x 24"

Material: Steel

Finish: Galvanized



PLATE STRAP HOLE PATTERNS

Used to reinforce floor or ceiling joists that have been cut for pipes passing through a stud

Plate Straps are also referred to as Safety Plates or Nail Plates

How To Order:

Be sure to specify which hole pattern you want. Indicate the Part Number followed by the Hole Pattern.

EXAMPLE

PST16-31218-804

Part Number Hole Pattern

101 Plate has 1 hole on each end





200 Series has 2 holes on each end in multiple patterns



300 Series has 3 holes on each end in multiple patterns









400 Series has 4 holes on each end in multiple patterns





501 Plate has 5 holes on each end, located at the top of the plate



PLATE STRAP HOLE PATTERNS

600 Series has 6 holes on each end in multiple patterns

















800 Series has 8 holes on each end in multiple patterns













BOCA PLATE GALVANIZED - 16 GAUGE

Used to provide protection for pipes from nails or screws

- Used for Cold Formed steel stud construction using proper fasteners
- Meet the protective requirements of the building code

Sizes: 5" x 4" 16GA - 6" x 8" 16GA

Material: Steel

Finish: Galvanized

SIZE INCHES	ITEM GALVANIZED	GAUGE SIZE	WEIGHT LBS	PACKAGE QUANTITY	PACKAGE DESCRIPTION
5" x 4"	MP16-G54	16GA	0.72	25	
5" x 5"	MP16-G55	16GA	0.76	25	
5" x 6"	MP16-G56	16GA	0.76	25	
5" x 7"	MP16-G57	16GA	0.72	25	
5" x 8"	MP16-G58	16GA	0.76	25	
5" x 9"	MP16-G59	16GA	0.76	25	
5" x 12"	MP16-G512	16GA	0.72	15	
5" x 16"	MP16-G516	16GA	0.76	15	
5" x 18"	MP16-G518	16GA	0.72	15	
6" x 6"	MP16-G66	16GA	0.76	15	
6" x 8"	MP16-G68	16GA	0.76	15	



SELF NAILING PLATE STRAPS GALVANIZED - 16 GAUGE

Used to provide protection for pipes from nails or screws

- Used for Cold Formed steel stud construction using proper fasteners
- Self Nailing feature promises fast and hands free installation
- Meet the protective requirements of the building code

Sizes: 3-1/2" x 6" 16GA - 5" x 8" 16GA

Material: Steel

Finish: Galvanized

SIZE INCHES	ITEM GALVANIZED	GAUGE SIZE	WEIGHT LBS	PACKAGE QUANTITY	PACKAGE DESCRIPTION
3-1/2" x 6"	MPS16-G3126	16GA	0.76	25	
5" x 4"	MPS16-G54	16GA	0.76	25	
5" x 8"	MPS16-G58	16GA	0.76	25	



HALF CLAMP WITH NAIL

Supports pipe lines running next to walls or beams

- Durable polyethylene construction grip friction ring
- Tubing is not damaged if anchor is over driven

Sizes: 1/2" - 1"

Material: Polyethylene

Finish: Black

SIZE INCHES	ITEM PLASTIC	WEIGHT LBS	INNER BOX	MASTER BOX	PACKAGE DESCRIPTION
1/2"	HC012	0.02	50	2000	
3/4"	HC034	0.01	50	1500	
1"	HC001	0.03	50	1000	



FULL CLAMP WITH NAIL

Supports pipe lines running next to walls or beams

- Durable polyethylene construction grip friction ring
- Tubing is not damaged if anchor is over driven

Sizes: 1/2" - 1"

Material: Polyethylene

Finish: Black

SIZE INCHES	ITEM PLASTIC	WEIGHT LBS	INNER BOX	MASTER BOX	PACKAGE DESCRIPTION
1/2"	PS012	0.01	50	2000	
3/4"	PS034	0.02	50	1500	
1"	PS001	0.01	50	1000	



PLASTIC BEND SUPPORT

Supports pipe lines running next to walls or beams

- Plastic with Nail Tab
- Bends Flexible pipe

Sizes: 1/2" - 3/4"

Material: Plastic

Finish: Black

SIZE INCHES	ITEM PLASTIC	WEIGHT LBS	INNER BOX	MASTER BOX	PACKAGE DESCRIPTION
1/2"	PBS012	0.01	10	400	
3/4"	PBS034	0.01	10	200	



SUSPENSION CLAMP - 2 HOLE

Supports pipe lines running next to walls or beams

- Plastic 2-hole pipe clamps
- Isolates tubing from framing

Sizes: 1/2" - 2"

Material: Plastic

Finish: Gray

SIZE INCHES	ITEM PLASTIC	WEIGHT LBS	INNER BOX	MASTER BOX	PACKAGE DESCRIPTION
1/2"	SC012	0.01	50	2000	
3/4"	SC034	0.01	50	1000	
1"	SC001	0.01	50	800	
1-1/4"	SC114	0.03	50	500	
1-1/2"	SC112	0.04	50	400	
2"	SC002	0.04	50	400	



STANDARD PIPE CLAMP - 2 HOLE

Supports pipe lines running next to walls or beams

- Plastic 2-hole pipe clamps
- Isolates tubing from framing

Sizes: 1/2" - 2"

Material: Plastic

Finish: Gray

SIZE INCHES	ITEM PLASTIC	WEIGHT LBS	INNER BOX	MASTER BOX	PACKAGE DESCRIPTION
1/2"	PC012	0.01	50	1500	
3/4"	PC034	0.01	50	1200	
1"	PC001	0.01	50	1000	
1-1/4"	PC114	0.03	25	800	
1-1/2"	PC112	0.04	25	600	
2"	PC002	0.04	25	400	



METAL STUD INSULATOR

Supports pipe lines running next to walls or beams

- Reduces noise from tubing expansion
- Supports copper, PEX, CPVC, PB tubing through metal studs
- For use on metal studs 18GA or lighter

Sizes: 1/2" - 1"

Material: Polyethylene

Finish: Red

SIZE INCHES	ITEM PLASTIC	WEIGHT LBS	INNER BOX	MASTER BOX	PACKAGE DESCRIPTION
1/2"	MSI012	0.02	50	1600	
3/4"	MSI034	0.01	50	1600	
1"	MSI001	0.03	50	2000	



PIPE INSULATOR CAP

Supports pipe lines running next to walls or beams

- Plastic pipe insulators
- Isolates supply tubing from wood framing

Sizes: 1/2" - 1"

Material: Polyethylene

Finish: Gray

SIZE INCHES	ITEM PLASTIC	WEIGHT LBS	INNER BOX	MASTER BOX	PACKAGE DESCRIPTION
1/2"	PIC012	0.01	50	400	
3/4"	PIC034	0.02	50	400	
1"	PIC001	0.01	50	400	



J-HOOK WITH NAIL

Supports pipe lines running next to walls or beams

- Plastic J-Hooks
- Includes nails

Sizes: 1/2" - 4"

Material: Plastic

Finish: White

SIZE INCHES	ITEM PLASTIC	WEIGHT LBS	INNER BOX	MASTER BOX	PACKAGE DESCRIPTION
1/2"	JH012	0.01	10	400	
3/4"	JH034	0.01	10	200	
1-1/2"	JH112	0.01	10	400	
2"	JH002	0.01	10	200	
3"	JH003	0.01	10	400	
4 "	JH004	0.01	10	200	



FOR WOOD	FOR STEEL	FOR CONCRETE
• **SAMMYS FOR WOOD** VERTICAL APPLICATION	• **SAMMYS FOR STEEL** VERTICAL APPLICATION	• **SAMMYS FOR CONCRETE** VERTICAL APPLICATION
• **SIDEWINDER FOR WOOD** HORIZONTAL APPLICATION	• **SIDEWINDER FOR STEEL** HORIZONTAL APPLICATION	• **SIDEWINDER FOR CONCRETE** HORIZONTAL APPLICATION
• **SAMMYS SWIVEL HEAD FOR WOOD** SWIVEL APPLICATION	• **SAMMYS SWIVEL HEAD FOR STEEL** SWIVEL APPLICATION	• **SAMMYS SWIVEL HEAD** SWIVEL APPLICATION

PIERS MANUFACTURING





PIERS™
MANUFACTURING

www.piersmfg.com

info@piersmfg.com

Sales & Support

Everflow Supplies Inc.
Carteret NJ 07008
T: 908.436.1100
F:908.436.1162
sales@everflowsupplies.com

Distribution

Northeast Region
100 Middlesex Ave.
Carteret NJ 07008

Midwest Region
150 S. Fairbank St.
Addison, Illinois 60101

Southeast Region
12101 Harland Dr.
Covington, GA 30014

Central / West Region
2300 E. Bardin Rd.
Arlington, Texas 76018

www.everflowsupplies.com/piers

HANGERS | CLAMPS | ACCESSORIES

P0618V2



EVERFLOW™

SAMMYS SCREWS

PRODUCT CATALOG

SAMMYS®

TABLE OF CONTENTS

SAMMYS®

Sammys® for Wood ..... 4 - 5

Sammys® for Steel ..... 6 - 7

Sammy X-Press® for Steel ..... 8 - 9

Sammys® for Concrete ..... 10 - 11

Sammys Toggle™ 12

Dektite® Pipe Flashing 12

Sammys Pole Tool™ 13

Approvals 14

Special Notes 15

Warranty • Disclaimer of Warranty

Proper fastener connection design takes in to account where and how fasteners are used. Allowance for special characteristics in materials, differences in materials, differences in types of materials being joined, unique or unusual environmental service or installation conditions and the safety factors required by anticipating normal or short term loading conditions must be considered. Due to possible differences in specifications, applications, and interpretation of results, purchasers and specifiers must make their own evaluation of the products, to determine the suitability of these products for intended use. All warranties of Buildex products, expressed or implied, including the warranties of merchantabilty and fitness for particular purposes are specifically excluded except for the following: Buildex will repair or replace any product which, within twelve months after sale by Buildex or its distributors, is found by Buildex to be defective in material or workmanship - normal wear and tear accepted. This is the sole warranty of Buildex and the sole remedy available to distributor or buyer. Buildex shall not be liable for any injury, loss or damage, direct, indirect, or consequential, arising out of the use of, or the inability to use, any Buildex product.

WOOD & STEEL INSTALLATION

1. Install appropriate Sammy nut driver (as shown on box label) in a 3/8" or ½" portable drill and insert the anchor into the nut driver.
2. Position drill perpendicular to the structural member and begin drilling **(DO NOT USE IMPACT OR HAMMER MODE).***
3. When the nut driver spins freely on the cap of the screw, stop drilling and remove. Installation is now complete.
   - *DSTR and SWDR models add retainer nut and hand tighten (torque to 20 in-lbs max)*

*For Sammys for Steel, use drill speeds as shown below:

SAMMYS FOR STEEL	SUGGESTED DRILL SPEED (RPM)
DSTR1-1/2, TEK 50, TEK 5.0, SDWR 1-1/2, SH-TEK 50	0 - 1800
All Other SAMMYS for Steel	0 - 2500

VERTICAL INSTALLATION



HORIZONTAL INSTALLATION



CONCRETE INSTALLATION

1. Using included 1/4"diameter carbide tip drill bit, predrill the concrete member to a depth of 2", with a hammer drill or rotary hammer set on hammer mode.
   - *For faster concrete installation see available concrete installation kit (8122910)*
2. Install appropriate Sammy nut driver (as shown on box label) in a 3/8" or 1/2" portable drill and insert the anchor into the nut driver.
3. Position drill perpendicular to the structural member and begin drilling **(DO NOT USE IMPACT OR HAMMER MODE).**
4. When the nut driver spins freely on the cap of the screw, stop drilling and remove. Installation is now complete.

VERTICAL INSTALLATION



HORIZONTAL INSTALLATION





***Note:** SAMMYS nut drivers have a unique spin off feature which provides a fast and safe installation each time. When the face of the driver comes in contact with the material you are installing into, continue drilling until nut driver spins free. Installation is then complete. Warranty is void if other tools (or modified nut drivers) are used for installation.*

Eye protection should be worn at all times when installing this product

SAMMY X-PRESS INSTALLATION

Only install Sammy X-press with UXPIT tool (8194910)

1. Insert the UXPIT hex receiver into 3/8" or ½" portable drill and pull handle end of tool away from drill to expose 25/64" drill bit; set aside handle end of tool
2. Drill pilot hole through metal deck or purlin
3. Slide handle end of tool over drill bit until it connects to the receiver and insert Sammy X-press anchor into socket
4. Insert the Sammy X-Press anchor through the pre-drilled hole
5. While holding onto tool handle, start the drill Sammy X-press anchor until it spins freely

   For structural concrete over metal deck, follow steps above *before* pouring concrete

   For non-structural lightweight concrete applied over metal deck not for use with air dry density greater than 35 PCF, follow steps above after the lightweight concrete has been applied

ITW CCNA Terms and Conditions

Visit www.itwccna.com for terms and conditions



SAMMYS FOR WOOD – Vertical Application

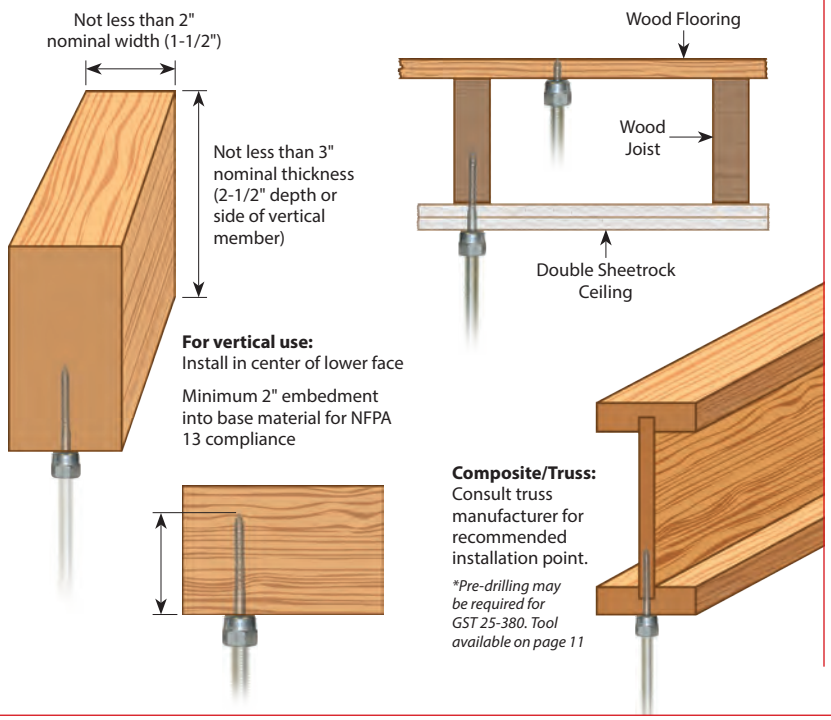

PRODUCT FEATURES

- No pre-drilling required
- Quick to install using the Sammy Nut Driver with an 18V cordless drill
- Saves time from traditional methods
- Reduces installation costs
- Assembled in the U.S.A.

View our installation videos:
www.sammysanchors.com/install

VERTICAL MOUNT

Approvals	Rod Size	Part Number	Model	Screw Description	Ultimate Pullout (lbs)	UL Test Load (lbs)	FM Test Load (lbs)	Box Qty	Case Qty	Nut Driver
	1/4"	8002957	GST 100	1/4 x 1"	210 (7/16" OSB) 760 (3/4" Ply)			25	125	#14 Black Part # 8113910
	1/4"	8003957	GST 200	1/4 x 2"	1760 (Fir)			25	125	#14 Black Part # 8113910
UL	3/8"	8007957	GST 10	1/4 x 1"	210 (7/16" OSB) 760 (3/4" Ply)	300		25	125	#14 Black Part # 8113910
UL FM	3/8"	8008957	GST 20	1/4 x 2"	1760 (Fir)	850	1475	25	125	#14 Black Part # 8113910
UL	3/8"	8068925	GST 20-SS*	1/4 x 2"	1760 (Fir)	850		25	125	#14 Black Part # 8113910
UL	3/8"	8009925	GST 25-380	3/8 x 2-1/2"	2113 (Fir)	1500		25	125	#14 Black Part # 8113910
UL FM	3/8"	8010957	GST 30	1/4 x 3"	2060 (Fir)	1500	1475	25	125	#14 Black Part # 8113910
	1/2"	8013925	GST 2	1/4 x 2"	1760 (Fir)			25	125	#14 SW Red Part # 8114910
	1/2"	8015925	GST 3	1/4 x 3"	2275 (Fir)			25	125	#14 SW Red Part # 8114910

* GST-20-SS is Stainless Steel

SAMMYS NUT DRIVERS



#14 Black Nut Driver
Part # 8113910



#14 SW Red Nut Driver
Part # 8114910



#14 SH Orange Nut Driver
Part # 8273910

SPECIAL NUT DRIVER SYSTEM: The nut drivers were designed with a unique spin-off feature which provides a fast and safe installation each time. When the face of the driver comes into contact with the material you are installing into, continue drilling until nut driver spins free. Installation is then complete. Warranty requires the use of the appropriate nut driver for installations.

SIDEWINDER® FOR WOOD – Horizontal Application

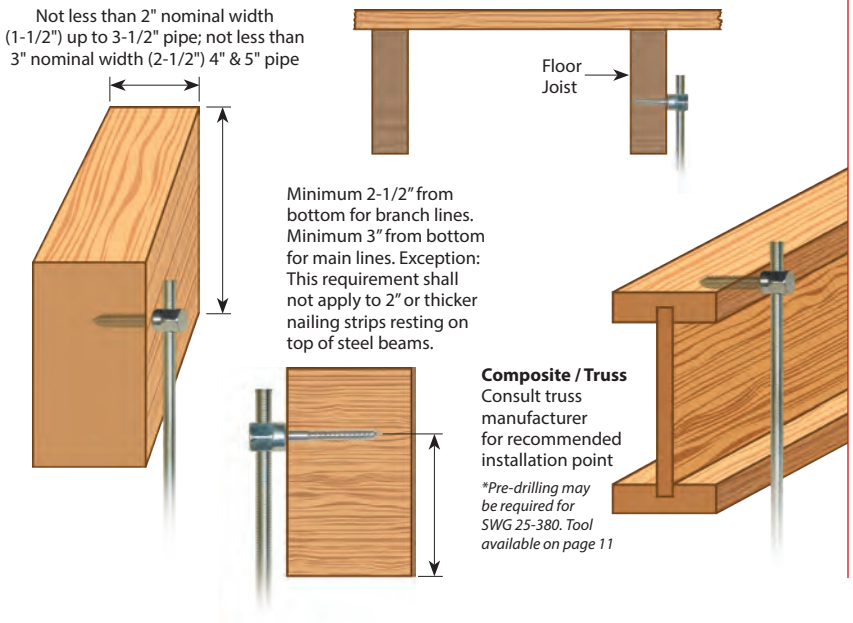

PRODUCT FEATURES

- No pre-drilling required
- Quick to install using the Sammy Nut Driver with an 18V cordless drill
- Saves time from traditional methods
- Reduces installation costs
- Assembled in the U.S.A.



View our installation videos:
www.sammysanchors.com/install

HORIZONTAL MOUNT

Approvals	Rod Size	Part Number	Model	Screw Description	Ultimate Shear (lbs)	UL Test Load (lbs)	Box Qty	Case Qty	Nut Driver
cULus	3/8"	8020957	SWG 10	1/4 x 1"	622 (Fir)	300	25	125	#14 SW Red Part # 8114910
cULus	3/8"	8021957	SWG 20	1/4 x 2"	1725 (Fir)	1050	25	125	#14 SW Red Part # 8114910
cULus	3/8"	8022925	SWG 25-380	3/8 x 2-1/2"	2249 (Fir)	1500	25	125	#14 SW Red Part # 8114910
	3/8"	8023925	SWG 30	1/4 x 3"	1884 (Fir)	1500	25	125	#14 SW Red Part # 8114910

SAMMYS SWIVEL HEAD™ FOR WOOD – Swivel Application

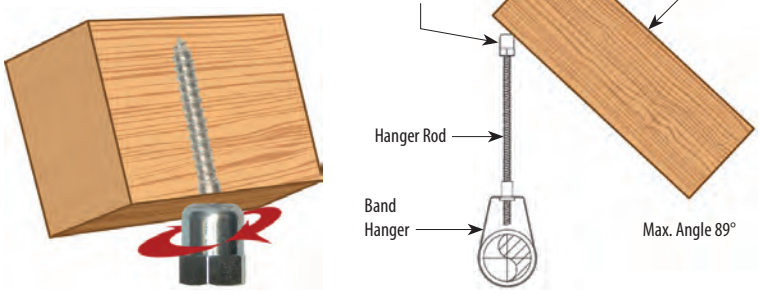

PRODUCT FEATURES

- Eliminates distortion of threaded rod
- Accomodates up to 3½" x 12 pitch roof
- Saves time from traditional methods
- Reduces installation costs
- Assembled in the U.S.A.

View our installation videos:
www.sammysanchors.com/install



SWIVEL MOUNT

Approvals	Rod Size	Part Number	Model	Screw Description	Ultimate Pullout (lbs)	UL Test Load (lbs)	FM Test Load (lbs)	Max. Deflection	Box Qty	Case Qty	Nut Driver
cULus FM	3/8"	8139957	SH-GST 20	1/4 x 2"	1257 (Fir)	1050	1475	17°	25	125	#14 Black Part # 8113910
cULus	3/8"	8269957	SH-GST/CST 20	5/16 x 1-3/4"	1903 Dim. Lumber 1406 @ 45° off vertical Dim. Lumber	1500 850 @ 45°		89°	25	125	#14 SH Orange Part 8273910

*May require pre-drilling; consult joist manufacturer / **Will not swivel until installed with black nut driver



SAMMYS FOR STEEL – Vertical Application



PRODUCT FEATURES

- Made with Teks® self-drilling fasteners — no pre-drilling required
- Installs into steel range from 20 gauge - 1/2" thickness
- Saves time from traditional methods
- Reduces installation costs
- Quick to install using the Sammys Nut Driver with an 18V cordless drill/driver
- A standard screwgun with a depth sensitive nosepiece should be used to install Teks. For optimal fastener performance, the screwgun should be a minimum of 6 amps and have an RPM range of 0-2500 for Teks 3 and 1-1800 for Teks 5.
- Assembled in the U.S.A.

View our installation videos:
www.sammysanchors.com/install

VERTICAL MOUNT

Approvals	Rod Size	Part Number	Model	Screw Description	Ultimate Pullout (lbs)	UL Test Load (lbs)	FM Test Load (lbs)	Min. Thick	Max. Thick	Box Qty	Case Qty	Nut Driver
	1/4"	8024957	DSTR 100 *	1/4-20 x 1" TEKS 3	1510 (20 ga.)			.036"-20 ga	3/16"	25	125	#14 Black Part # 8113910
	1/4"	8025957	DST 100	1/4-14 x 1" TEKS 3	446 (20 ga.)			.036"-20 ga	3/16"	25	125	#14 Black Part # 8113910
	1/4"	8026957	DST 150	1/4-14 x 1-1/2" TEKS 3	970 (16 ga.)			.036"-20 ga	3/16"	25	125	#14 Black Part # 8113910
	1/4"	8027957	DST 200	1/4-14 x 2" TEKS 3	446 (20 ga.)			.036"-20 ga	3/16"	25	125	#14 Black Part # 8113910
UL FM	3/8"	8038957	DSTR 1 *	1/4-20 x 1" TEKS 3	1510 (20 ga.)	1500	1475	.036"-20 ga	3/16"	25	125	#14 Black Part # 8113910
UL FM	3/8"	8037957	DSTR 1-1/2 *	12-24 x 1-1/2" TEKS 5	1510 (3/16")	1500	1475	036" - 20 ga	1/2"	25	125	#14 Black Part # 8113910
UL FM	3/8"	8039957	DSTR 516 *	5/16-18 x 1-1/4" TEKS 3	2200 (20 ga.)	1500	1475	.036"-20 ga	3/16"	25	125	#14 Black Part # 8113910
	3/8"	8040957	DST 10	1/4-14 x 1" TEKS 3	446 (20 ga.) 970 (16 ga.)			.036"-20 ga	3/16"	25	125	#14 Black Part # 8113910
	3/8"	8041957	DST 15	1/4-14 x 1-1/2" TEKS 3	446 (20 ga.) 970 (16 ga.)			.036"-20 ga	3/16"	25	125	#14 Black Part # 8113910
	3/8"	8042957	DST 20	1/4 - 14 x 2" TEKS 3	446 (20 ga.) 970 (16 ga.)			.036"-20 ga.	3/16"	25	125	#14 Black Part # 8113910
	3/8"	8044957	DST 30	1/4-14 x 3" TEKS 3	446 (20 ga.) 970 (16 ga.)			.036"-20 ga	3/16"	25	125	#14 Black Part # 8113910
UL FM	3/8"	8045957	DST 516	5/16-18 x 1-1/4" TEKS 3	1500 (3/16")	1500	1475	.125"-1/8"	3/16"	25	125	#14 Black Part # 8113910
UL FM	3/8"	8046957	TEK 50	12-24 x 1-1/2" TEKS 5	3125 (3/16")	1500	1475	.250"-1/4"	1/2"	25	125	#14 Black Part # 8113910
	1/2"	8031925	DST 2.0	1/4-14 x 2" TEKS 3	446 (20 ga.) 970 (16 ga.)			.036" - 20 ga.	3/16"	25	125	#14 Black Part # 8113910

*Includes retaining nut

SAMMYS NUT DRIVERS



#14 Black Nut Driver
Part # 8113910



#14 SW Red Nut Driver
Part # 8114910



#14 SH Orange Nut Driver
Part # 8273910

SPECIAL NUT DRIVER SYSTEM: The nut drivers were designed with a unique spin-off feature which provides a fast and safe installation each time. When the face of the driver comes into contact with the material you are installing into, continue drilling until nut driver spins free. Installation is then complete. Warranty requires the use of the appropriate nut driver for installations.

SIDEWINDER® FOR STEEL – Horizontal Application



PRODUCT FEATURES

- Made with Teks® self-drilling fasteners - no pre-drilling required.
- Installs into steel range from 20 gauge – 1/2" thicknesses.
- A standard screwgun with a depth sensitive nosepiece should be used to install Teks. For optimal fastener performance, the screwgun should be a minimum of 6 amps and have an RPM range of 0-2500 for Teks 3 and 1-1800 for Teks 5.
- Saves time from traditional methods.
- Reduces installation costs.
- Quick to install using the Sammys Nut Driver with an 18V cordless drill/driver.
- Assembled in the U.S.A.

View our installation videos:
www.sammysanchors.com/install



HORIZONTAL MOUNT

Approvals	Rod Size	Part Number	Model	Screw Description	Ultimate Shear (lbs)	UL Test Load (lbs)	FM Test Load (lbs)	Min. Thick	Max. Thick	Box Qty	Case Qty	Nut Driver
	3/8"	8050957	SWD 10	1/4-14 x 1" TEKS 3	1477 (16 ga.)			.060"-16 ga	3/16"	25	125	#14 SW Red Part # 8114910
	3/8"	8052957	SWD 20	1/4-14 x 2" TEKS 3	1477 (16 ga.)			.060"-16 ga	3/16"	25	125	#14 SW Red Part # 8114910
UL FM	3/8"	8055957	SWDR 1 *	1/4-20 x 1" TEKS 3	1900 (20 ga.)	1500	1475	.036"-20 ga	3/16"	25	125	#14 SW Red Part # 8114910
UL FM	3/8"	8054957	SWDR 1-1/2 *	12-24 x 1-1/2" TEKS 5	2375 (3/16")	1500	1475	.188"-3/16"	1/2"	25	125	#14 SW Red Part # 8114910
UL FM	3/8"	8056957	SWDR 516 *	5/16-18 x 1-1/4" TEKS 3	2480 (20 ga.)	1500	1475	.036"-20 ga	3/16"	25	125	#14 SW Red Part # 8114910

*Includes retaining nut

SAMMYS SWIVEL HEAD™ FOR STEEL – Swivel Application



PRODUCT FEATURES

- Eliminates distortion of threaded rod in sloped roof applications.
- Accommodates 3-1/2 x 12 pitch.
- Installs into angled z-purlin; allows threaded rod to hang plumb.
- Allows 17° deflection from vertical.
- Assembled in the U.S.A.

View our installation videos:
www.sammysanchors.com/install



SWIVEL MOUNT

Approvals	Rod Size	Part Number	Model	Screw Description	Ultimate Pullout (lbs)	UL Test Load (lbs)	FM Test Load (lbs)	Min. Thick	Max. Thick	Box Qty	Case Qty	Nut Driver
UL FM	3/8"	8137957	SH-DSTR 1*	1/4-20 x 1" TEKS 3	3220 (3/16")	1500	1475	.036"	3/16"	25	125	#14 Black Part # 8113910
UL	3/8"	8268957	SH-TEK 50	12-24 x 1-5/8" TEKS 5	2368 (1/2" steel vertical) 1306 (45° off vertical) 2281 (3/16" HSS) 1585 (3/16" HSS 45° off vertical)	1500 (vertical) 4" 850 (45° off vertical) 2-1/2"		3/16"	1/2"	25	125	#14 SH Orange Part # 8273910

* Does not comply with ROHS requirements / Includes retaining nut



SAMMY X-PRESS® – Vertical Application



PRODUCT FEATURES

- The **Sammy X-Press** expands to provide direct vertical attachment in:
  – light gauge steel deck or purlin (22 ga – 1/8").
- Installs in seconds with Sammy X-Press It® Tool, saving time & installation costs.
- Use in applications where access to the back of the installed fastener is prohibited, ie. metal roof deck, tubular steel, or vapor barrier fabric.
- Less jobsite material needed.
- No retaining nut required.
- Provides design flexibility.
- Assembled in the U.S.A.

View our installation videos:
www.sammysanchors.com/install

VERTICAL MOUNT

Approvals	Rod Size	Part Number	Model	Description	Ultimate Pullout (lbs)	UL Test Load (lbs)	UL Min Thick	FM Test Load (lbs)	FM Min Thick	Max. Thick	Box Qty	Case Qty	Application
cULus LISTED	1/4″	8181922	XP 200	Sammy X-Press 200	1146 (22 ga)	185 (Luminaire) 250 (Luminaire)	.027"			.125"	25	125	Metal Deck
cULus LISTED FM APPROVED	3/8″	8150922	XP 20	Sammy X-Press 20	1146 (22 ga)	850 (2½" Pipe) 185 (Luminaire) 250 (Luminaire) 283 (Conduit & Cable)	.027" .027" .060" .030"	940 (2" Pipe) 1475 (4" Pipe)	.029" .104"	.125"	25	125	Metal Deck
cULus LISTED	3/8″	8150922	XP 20	Sammy X-Press 20	1146 (22 ga)	850 (2½″ Pipe)		Pre-Pour Structural Concrete @ 3000 psi Post-Pour Range II LWC ≤ 35 PCF (lbs/ft³)			25	125	Metal Deck (Pre-Pour) Metal Deck (Post-Pour)
cULus LISTED FM APPROVED	3/8″	8153922	XP 35	Sammy X-Press 35	1783 (16 ga)	1500 (4" Pipe) 185 (Luminaire) 250 (Luminaire) 416 (Conduit & Cable)	.060" .030" .060" .060"	940 (2″ Pipe) 1475 (4″ Pipe)	.029″ .104″	.125"	25	125	Purlin







SAMMY X-PRESS SIDEWINDER™ – Horizontal Application



PRODUCT FEATURES

- The **Sammy X-Press Sidewinder** expands to provide horizontal attachment in:
  – 16 ga - 3/16" steel - purlin, tubular steel
- Installs in seconds with Sammy X-Press It® Tool, saving time & installation costs.
- Use in applications where access to the back of the installed fastener is prohibited; ie. metal roof deck, tubular steel, or vapor barrier fabric.
- Less jobsite material needed.
- No retaining nut required.
- Provides design flexibility.
- Assembled in the U.S.A.

View our installation videos:
www.sammysanchors.com/install

HORIZONTAL MOUNT

Approvals	Rod Size	Part Number	Model	Description	Ultimate Shear (lbs)	UL Test Load (lbs)	UL Min Thick	Max. Thick	Box Qty	Case Qty	Application
cULus LISTED	3/8″	8293957	SWXP35	Sidewinder X-Press 35	1798 (16 ga)	1250 (3½" Pipe) 80 (Luminaire) 416 (Conduit & Cable)	.060"	.125"	25	125	Metal Deck/Purlin

SAMMY X-PRESS SWIVEL – Swivel Application



PRODUCT FEATURES



- The **Sammy X-Press Swivel** allows you to hang plumb in extreme roof pitches: – 89° in z-purlin
  – 45° in metal deck for 12/12 pitch
- Installs in seconds with Sammy X-Press It® Tool, saving time & installation costs.
- Use in applications where access to the back of the installed fastener is prohibited, ie. metal roof deck, tubular steel, or vapor barrier fabric.
- Less jobsite material needed.
- No retaining nut required.
- Provides design flexibility.
- Assembled in the U.S.A.

View our installation videos:
www.sammysanchors.com/install

SWIVEL MOUNT

Approvals	Rod Size	Part Number	Model	Description	Ultimate Pullout (lbs)	UL Test Load (lbs)	UL Min Thick	FM Test Load (lbs)	FM Min Thick	Max. Thick	Box Qty	Case Qty	Application
UL FM	3/8″	8294922	SXP 20	Swivel X-Press 20	1061 (22 ga Vert) 829 (45° Off Vert)	750 (2" Pipe) 170 Vertical (Luminaire) 80 @ 45° (Luminaire) 283 Vertical (Conduit & Cable) 233 @ 45° (Conduit & Cable)	.029	635 (2" Pipe)	.029"	.125"	25	125	Metal Deck/Purlin
UL FM	3/8″	8295922	SXP 35	Swivel X-Press 35	1675 (16 ga Vert) 1558 (89° Off Vert)	1250 (3½″ Pipe) 250 Vertical (Luminaire) 80 @ 90° (Luminaire) 500 Vertical (Conduit & Cable) 333 @ 89° (Conduit & Cable)	.059	635 (2″ Pipe)	0.29"	.125″	25	125	Metal Deck/Purlin
†	1/2″	8272957	SXP 2.0	Swivel X-Press 2.0	1061 (22 ga Vert) 829 (45° Off Vert)					.125″	25	125	Metal Deck/Purlin
†	1/2″	8271957	SXP 3.5	Swivel X-Press 3.5	1675 (16 ga Vert) 1558 (89° Off Vert)					.125″	25	125	Metal Deck/Purlin

† UL Approved for Sway Bar Bracing Only

SAMMY X-PRESS IT® 2.0 INSTALLATION TOOL – Application



PRODUCT FEATURES



- The **Sammy X-Press** expands to provide direct vertical attachment in:
  – metal deck (22-16 ga)
  – z-purlin (18-16 ga)
- Assembled in the U.S.A.

View our installation videos:
www.sammysanchors.com/install

SAMMY X-PRESS IT®

Part Number	Model	Description	Qty
NEW 8196910	UXPIT 2.0*	Universal X-Press It 2.0 Tool	1
8152910	XPDB	25/64" Drill Bit	1

* Tool includes: Sleeve, Bit Receiver, Hex Wrench, and 25/64" Drill Bit



SAMMYS FOR CONCRETE – Vertical Application



MADE WITH Tapcon GENUINE Concrete Screw Anchors

PRODUCT FEATURES

- Easy two step process (Drill hole & drive Sammys concrete anchor).
- ¼" pre-drilled pilot hole required.
- Concrete Installation Tool available for a one tool installation process.
- Assembled in the U.S.A.

View our installation videos:
www.sammysanchors.com/install

VERTICAL MOUNT

Approvals	Rod Size	Part Number	Model	Screw Description	Ultimate Pullout (lbs)*	FM Test Load (lbs)	Box Qty	Case Qty	Nut Driver
	1/4"	8058957	CST 200	5/16 x 1-3/4"	2400		25	125	#14 Black Part # 8113910
FM APPROVED	3/8"	8059957	CST 20	5/16 x 1-3/4"	2400	1475	25	125	#14 Black Part # 8113910
	1/2"	8060925	CST 2	5/16 x 1-3/4"	2400		25	125	#14 SW Red Part # 8114910

* Tested in 3000 PSI concrete

For complete performance data see ICC Report ESR-3699



SIDEWINDER® FOR CONCRETE – Horizontal Application

MADE WITH Tapcon GENUINE Concrete Screw Anchors



PRODUCT FEATURES

- Easy two step process (Drill hole & drive Sammys concrete anchor).
- ¼" pre-drilled pilot hole required.
- Concrete Installation Tool available for a one tool installation process.
- Assembled in the U.S.A.

View our installation videos:
www.sammysanchors.com/install

HORIZONTAL MOUNT

Approvals	Rod Size	Part Number	Model	Screw Description	Ultimate Shear (lbs)*	FM Test Load (lbs)	Box Qty	Case Qty	Nut Driver
FM APPROVED	3/8"	8061957	SWC 20	5/16 x 1-3/4"	2450	1475	25	125	#14 SW Red Part # 8114910

* Tested in 3000 PSI concrete

SAMMYS NUT DRIVERS



#14 Black Nut Driver
Part # 8113910



#14 SW Red Nut Driver
Part # 8114910



#14 SH Orange Nut Driver
Part # 8273910

SPECIAL NUT DRIVER SYSTEM: The nut drivers were designed with a unique spin-off feature which provides a fast and safe installation each time. When the face of the driver comes into contact with the material you are installing into, continue drilling until nut driver spins free. Installation is then complete. Warranty requires the use of the appropriate nut driver for installations.

SAMMYS FOR CONCRETE – Swivel Application



MADE WITH Tapcon® GENUINE Concrete Screw Anchors

PRODUCT FEATURES

- Installs vertically and swivels up to 89° in wood & concrete structures
- Eliminates distortion of threaded rod
- 1/4" pre-drilled pilot hole required
- Concrete installation tool available for a one piece installation process
- Assembled in the U.S.A.

View our installation videos:
www.sammysanchors.com/install



SWIVEL MOUNT

Approvals	Rod Size	Part Number	Model	Screw Description	Ultimate Pullout (lbs)*	Box Qty	Case Qty	Nut Driver
FM APPROVED	3/8"	8269957	SH-GST/CST 20	5/16 x 1-3/4"	2537 in 3000 psi concrete 1459 @ 45°off vertical in 3000 psi concrete 2852 in 6000 psi concrete 1636 @ 45°off vertical in 6000 psi concrete	25	125	#14 SH Orange Part 8273910

* Tested in 3000 PSI concrete

Note: UL Listed for wood – see page 5

CONCRETE / WOOD INSTALLATION KIT

Rotary Hammer Drill into concrete



Hammer Drill into concrete





CONCRETE INSTALLATION KIT

Part Number		Description	Each Qty
8122910	**(a)**	**Concrete Installation Kit –** Kit includes the following items:	**1**
8113910	(b)	#14 Black Nut Driver	1
8114910	(c)	#14 SW Red Nut Driver	1
8116910*	(d)	#250 Bit (1/4")	1
8117910	(e)	SDS Bit (1/4")	1
8118910*	(f)	7/32 Wood Bit	1
8120910*	(g)	HEX 250 Bit Receiver (1/4")	1
8098910*	(h)	SL 250 Sleeve	1

* Can only be purchased with complete kit



SAMMYS TOGGLE™ – Application



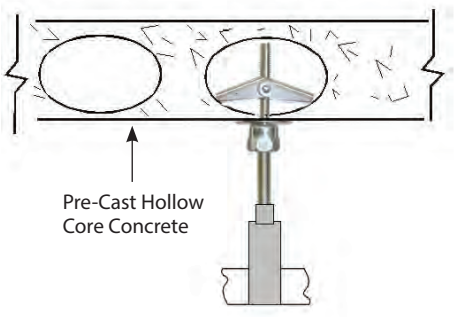

INSTALLATION STEPS

1. Pre-drill a 5/8" hole with a regular drill or hole saw.
2. Insert SST screw into #14 black nut driver. With wing nut and washer on bolt, insert wing nut through surface, and begin installation.
3. When bolt is secure and nut driver spins free, stop drill motor and remove.

Rod Size	Part Number	Model	Screw Description	Ultimate Pullout (lbs)	Box Qty	Case Qty	Nut Driver
3/8"	8064925	SST 30	1/4 x 3"	450 (Lath & Plaster) 404 (2 Layers 5/8 Drywall)	25	125	#14 Black Part # 8113910



DEKTITE® PIPE FLASHING – Application

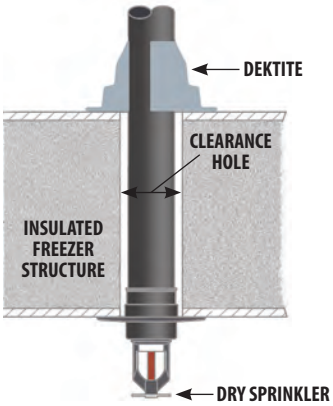



PRODUCT FEATURES

- Complies with NFPA 13 Code Changes.
- Flashing for dry pendant sprinklers subject to extreme temperature change.
- One piece construction is easy to install.
- Pipe diameter markings ensure accurate fit.
- EPDM temperature range of -65°F to +250°F.

Part Number	Description	Pipe Outside Diameter	Dektite Base Diameter	Dektite Height	Box Qty
4003910	1	1/4" - 2"	4-3/4"	3"	10
4004910	2	1-3/4" - 3-1/4"	6-1/4"	4"	10

SAMMYS POLE TOOL™ – Installation Instructions

1



Adjust the Pole Tool to length. The adjusting pin must be 18" below the base or the pin may interfere with the rod.

2

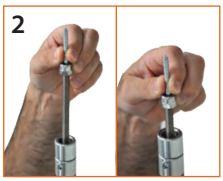

Load rod and Sammys into Pole Tool.

3



The socket will spin free when the screw is completely installed. Pull down to remove the Pole Tool.

PRODUCT FEATURES

- Speed your labor by 25%.
- Work from the ground up.
- No scaffolding, ladders, or lifts.
- Perfect for working in tight spaces, through ceiling grid, and high vaulted ceilings.
- Works with any Vertical SAMMYS: Wood, Steel or Concrete.



Part Number	Description	Box Qty
SP6	Speedy Pole 6'-18'	1

Part Number	Model	Rod Size	Mount Direction	UL Max Pipe Size	UL Test Load (lbs)	UL Min Thickness	FM Max Pipe Size	FM Test Load (lbs)	FM Min Thickness
SAMMYS FOR WOOD – PIPE HANGER						**Min Wood Thickness**			**Min Wood Thickness**
8007957	GST 10	3/8"	Vertical	CPVC 1-1/2"	300	1-1/2"			
8020957	SWG 10	3/8"	Horizontal	CPVC 1-1/2"	300	1-1/2"			
8008957	GST 20	3/8"	Vertical	2-1/2"	850	1-1/2"	4"	1475	1-1/2"
8068925	GST 20-SS	3/8"	Vertical	2-1/2"	850	1-1/2"			
8010957	GST 30	3/8"	Vertical	4"	1500	1-1/2"	4"	1475	1-1/2"
8009925	GST 25-380	3/8"	Vertical	4"	1500	1-1/2"			
8022925	SWG 25-380	3/8"	Horizontal	3-1/2" - 4"*	1500	1-1/2"			
8021957	SWG 20	3/8"	Horizontal	2-1/2" - 3"**	1050	1-1/2"			
8073925	SWG 20-SS	3/8"	Horizontal	2-1/2"	850	1-1/2"			
8269957	SH-GST/CST 20	3/8"	45° Angle off Vertical	2-1/2"	850	1-1/2"			
8269957	SH-GST/CST 20	3/8"	45° Angle off Vertical	4"	1500	1-1/2"			
8139957	SH-GST 20	3/8"	17° Angle Off Vertical	3"	1050	1-1/2"	4"	1475	1-1/2"
SAMMYS FOR STEEL – PIPE HANGER						**Min Steel Thickness**			**Min Steel Thickness**
8038957	DSTR 1	3/8"	Vertical	4"	1500	.035"	4"	1475	.105"
8037957	DSTR 1-1/2	3/8"	Vertical	4"	1500	.035"	4"	1475	.105"
8039957	DSTR 516	3/8"	Vertical	4"	1500	.037"	4"	1475	.105"
8045957	DST 516	3/8"	Vertical	4"	1500	.188"	4"	1475	.188"
8046957	TEK 50	3/8"	Vertical	4"	1500	.250"	4"	1475	.188"
8055957	SWDR 1	3/8"	Horizontal	4"	1500	.037"	4"	1475	.060"
8056957	SWDR 516	3/8"	Horizontal	4"	1500	.037"	4"	1475	.060"
8054957	SWDR 1-1/2	3/8"	Horizontal	4"	1500	.037"	4"	1475	.060"
8137957	SH-DSTR 1	3/8"	17° Angle off Vertical	4"	1500	.035"	4"	1475	.105"
8268957	SH-TEK 50	3/8"	Vertical 70° Angle off Vertical	2-1/2" 4"	850 1500				
8150922	XP 20	3/8"	Vertical	2-1/2"	850	.027"	2" 4"	940 1475	.029" .105"
8153922	XP 35	3/8"	Vertical	4"	1500	.060"	2″ 4″	940 1475	.029" .125"
8294922	SXP 20	3/8"	Vertical or up to 45°	2"	750	.027"	2″	635	.029"
8295922	SXP 35	3/8"	Vertical or up to 89°	3-1/2"	1250	.060"	2″	635	.029"
8293957	SWXP 35	3/8"	Horizontal	3-1/2"	1250	.060"			
SAMMYS FOR CONCRETE – PIPE HANGER									
8059957	CST 20	3/8″	Vertical				4"	1475	3000psi
8061957	SWC 20	3/8″	Horizontal				4"	1475	3000psi
8150922	XP 20	3/8″	Vertical	2-1/2″	850	Pre-Pour Structural @ 3000psi			
8150922	XP 20	3/8″	Vertical	2-1/2″	850	Post-Pour Range II LWC ≤ 35 PCF (lbs/ft³)			

Part Number	Model	Rod Size	Mount Direction	UL Load Rating (lbs)	UL Min Steel Thickness
SAMMYS FOR STEEL – LUMINAIRE FITTING					
8150922	XP 20	3/8″	Vertical	185 250	.027″ .035″
8153922	XP 35	3/8″	Vertical	185 250	.027″ .035″
8181922	XP 200	1/4″	Vertical	185 250	.027″ .035″
8294922	SXP 20	3/8″	Vertical 45°	170 80	.027″ .027″
8295922	SXP 35	3/8″	Vertical 90°	250 80	.060″ .060″
8293957	SWXP 35	3/8″	Horizontal	80	.060″

Part Number	Model	Rod Size	Mount Direction	UL Load Rating (lbs)	UL Min Steel Thickness	Listed Application
SAMMYS FOR STEEL – CONDUIT, TUBING, AND CABLE						
8150922	XP 20	3/8″	Vertical	283	.027″	Max 4 trade size EMT, RMC, and IMC & 5 trade size rigid PVC conduit
8153922	XP 35	3/8″	Vertical	500	.060″	Max 4 trade size EMT & 6 trade sze RMC, IMC, and rigid PVC conduit
8294922	SXP 20	3/8″	Vertical	283	.027″	Max 4 trade size EMT, RMC, and IMC & 5 trade size rigid PVC conduit
8295922	SXP 35	3/8″	Vertical	500	.060″	Max 4 trade size EMT & 6 trade sze RMC, IMC, and rigid PVC conduit
8293957	SWXP 35	3/8″	Horizontal	500	.060″	Max 4 trade size EMT & 6 trade sze RMC, IMC, and rigid PVC conduit

SHEET STEEL GAUGES									
Gauge No.	22 ga	20 ga	18 ga	16 ga	14 ga	12 ga	1/8"	3/16"	1/4"
Nominal Decimal Equivalent	.030"	.036"	.048"	.060"	.075"	.105"	.125"	.188"	.25"

* SWG 25-380 Maximum pipe size in composite wood joist allowed by UL is 3-1/2″

* SWG 25-380 Maximum pipe size in wood timber or joist allowed by UL is 4″

** SWG 20 Maximum pipe size in composite wood joist allowed by UL is 2-1/2″

** SWG 20 Maximum pipe size in wood timber or joist allowed by UL is 3″

UL compliance with NEC Standards.

UL and FM tests were performed in compliance with NFPA 13 Standards.

Fastening requirement: 5 times weight of water-filled schedule 40 pipe plus 250 pounds

SPECIAL NOTES

ENGINEERING NOTE
The anchors listed by UL were tested in plate steel that measured .188" and .118". Subsequent testing was done for z-purlin applications using (.037") or 20 gauge steel. Testing with the new Sammy X-Press® was completed using (.030") or 22 gauge steel metal deck.

SAMMYS® NUT DRIVERS
Special nut drivers were designed to be used with Sammys. When the appropriate nut drivers are used for installation, the driver spins freely on the screw after installation is complete and eliminates the expected wrist snap, reduces over-torque, and prevents screw failure.

STEEL SCREWS
Due to variations in hardness of certain metals, it should be noted that our self-drilling screws for steel will experience different drill speeds, with an RPM range of 0-2500 for Teks 3 and 1-1800 for Teks 5.

VIBRATORY ENVIRONMENTS
For attaching or anchoring in high vibratory environments, special care should be taken not just for building attachments but also for the hangers or assemblies being supported. Consult local code authorities for accepted anchoring devices.

COMPOSITE JOIST/TRUSS
Truss manufacturers vary installation recommendations for composite joist. UL testing was completed to validate that Sammys and Sidewinders SWG 20 and SWG 25-380 can be installed into the top cord of a truss. Sammy GST 20 can be installed into the center of the lower cord of a composite joist. Penetration of the upright center web is permitted by some joist manufacturers. Consult truss manufacturer for recommended installation point.

Pre-drilling may be required by joist manufacturers. If so, pre-drill pilot hole 1/8" smaller than root diameter of fastener.

Consult the table below:

Part Number	Root Diameter	Hole Size
GST 20	.182"	1/8"
GST 25-380	.280"	7/32"
SWG 20	.182"	1/8"
SWG 25-380	.280"	7/32"

To increase efficiency of the installation process, sleeve tools, bit receivers, and wood bits are available for pre-drilling.

NFPA/NEC STANDARDS
All UL and FM testing complies with NFPA 13 and NEC standards. Check with your local (AHJ) Authority Having Jurisdiction to confirm application and usage.

UL LISTINGS / FM APPROVALS
UL and FM reports are available at www.itwbuildex.com

c UL us LISTED
PIPE HANGER
ALSO LISTED AS CONDUIT AND CABLE HARDWARE
ALSO LISTED AS ANCHOR FOR LUMINAIRE
9R21

FM APPROVED

TECHNICAL DRAWINGS
Technical drawings are available and can be downloaded at www.itwbuildex.com in the following formats: .dwg, .dxf, and .igs.

ASSEMBLED IN THE U.S.A.
ASSEMBLED U.S.A.

CONTACT INFORMATION
Technical Assistance: (800) 848-5611 Option #2
Customer Service: (800) 848-5611 Option #1

RED HEAD®
CONCRETE ANCHORING SPECIALISTS

Selection Guide – Anchors for Concrete Applications

ANCHOR TYPE	KEY FEATURES	SIZE RANGE (inches)



Trubolt® Wedge Anchors





- 2018 IBC Compliant
- Seismic zone (A-B) approved
- Fully-threaded
- Length ID head stamped
- Stainless steel clip
- Through-fixture fastening

Diameter: 1/4 – 1
Length: 1-3/4 – 10



Multi-Set II® Drop-In Anchors



RM: Flanged body to keep anchor flush with surface of concrete	**Diameter:** 3/8 – 3/4 **Length:** 1-5/8 – 3-3/16
RL: Non-flanged body for recessed setting	**Diameter:** 1/4 – 3/4 **Length:** 1 – 3-3/16
RX: Designed for hollow core and post tension concrete	**Diameter:** 3/8 & 1/2 **Length:** 3/4 - 1
CL: Designed for one-sided forming, accepts coil rod	**Diameter:** 1/2 **Length:** 2



Tapcon®

Concrete Anchors with Advanced Threadform Technology™







Selection Guide

	CORROSION RESISTANCE	PERFORMANCE	HEAD STYLES	APPROVALS/LISTINGS
Trubolt® Wedge cont'd	■ Zinc-plated carbon steel to ASTM B633, SC1, Type III ■ Hot dipped galvanized to ASTM A-153 ■ Type 304 and 316 stainless steel	Ultimate Pullout Performance in 4,000 psi Concrete up to 26,540 lbs. (1" diameter)	Hex Nut and Tie-Wire version	ICC Evaluation Service, Inc. # ESR-2251 Underwriters Laboratories Factory Mutual Caltrans Meets or exceeds U.S. Government G.S.A. Specification A-A-1923A Type 4 (formerly GSA: FF-S-325 Group II, Type 4, Class 1)
Multi-Set II Drop-In cont'd	■ Zinc-plated carbon steel to ASTM B633, SC1, Type III ■ Type 18-8 stainless steel	Ultimate Pullout Performance in 4,000 psi Concrete up to 9,480 lbs. (3/4" diameter)	RM: Flanged body RL: Non-flanged body Use any bolt or threaded rod	GSA: A-A-55614 Type 1 (Formerly GSA: FF-S-325 Group VIII) Underwriters Laboratories Factory Mutual Caltrans
Tapcon cont'd	■ Patented Trade Secret Climaseal® coating ■ Type 410 stainless steel	Ultimate Pullout Performance in 4,000 psi Concrete up to 2,380 lbs.	Hex head Star Drive flat head	**Blue Climaseal™** ICC Evaluation Service, Inc.– ESR-1671 ICC Evaluation Service, Inc.– ESR-2202 Miami-Dade County Florida Building Code **410 Stainless Steel** Miami-Dade County Florida Building Code

The above is for the Original and 410 SS Tapcon only.
For data on other Tapcon products see their product pages as follows:
Tapcon Maxi-Set on page 82, Tapcon SCOTS on page 84, Tapcon XL on page 86

Because applications vary, ITW RED HEAD cannot guarantee the performance of this product. Each customer assumes all responsibility and risk for the use of this product. The safe handling and the suitability of this product for use is the sole responsibility of the customer. Specific job site conditions should be considered when selecting the proper product. Should you have any questions, please call the Technical Assistance Department at 800-848-5611.

SELECTION CHART

Tapcon® Anchors with Blue Climaseal

Diameter..... 3/16" and 1/4" Thread Form ..... Advanced Threadform Technology™
Point Type..... Nail Finish ..... Blue Climaseal™
All boxes of Tapcon anchors come packaged with matching carbide-tipped bit. Tapcon is packaged 100 pieces per box and 500 pieces per master carton except 3205407 and 3203407V2 (400 in master carton).



FIXTURE THICKNESS INCHES	RECOMMENDED TAPCON LENGTH		PART NO. 3/16" HEX HEAD	PART NO. 1/4" HEX HEAD	PART NO. 3/16" FLAT HEAD	PART NO. 1/4" FLAT HEAD	BIT LENGTH		STRAIGHT SHANK BITS FOR 3/16" TAPCON PART NO.	STRAIGHT SHANK BITS FOR 1/4" TAPCON PART NO.
	in.	(mm)					in.	(mm)		
0" – 1/4"	1-1/4	(31.8)	**3139407**	**3153407**	**3169407V2**	**3183407V2**	3-1/2	(88.9)	–	**3098910**
1/4" – 3/4"	1-3/4	(44.5)	**3141407**	**3155407**	**3171407V2**	**3185407V2**	3-1/2	(88.9)	–	**3098910**
3/4" – 1-1/4"	2-1/4	(57.2)	**3143407**	**3157407**	**3173407V2**	**3187407V2**	4-1/2	(114.3)	**3096910**	**3099910**
1-1/4 " – 1-3/4"	2-3/4	(69.9)	**3145407**	**3159407**	**3175407V2**	**3189407V2**	4-1/2	(114.3)	**3096910**	**3099910**
1-3/4" – 2-1/4"	3-1/4	(82.6)	**3147407**	**3161407**	**3177407V2**	**3191407V2**	5-1/2	(139.7)	**3097910**	**3100910**
2-1/4" – 2-3/4"	3-3/4	(95.3)	–	**3163407**	–	**3193407V2**	5-1/2	(139.7)	**3097910**	**3100910**
2-1/2" – 3"	4	(101.6)	–	**3165407**	–	**3195407V2**	5-1/2	(139.7)	**3097910**	**3100910**
3-1/2" – 4"	5	(127.0)	–	**3167407**	–	**3197407V2**	6-1/2	(165.1)	–	–
4-1/2" – 5"	6	(152.4)	–	**3205407**	–	**3203407V2**	7-1/2	(190.5)	–	–

Additional Tapcon bits are available 10 per tube.

SELECTION CHART

Tapcon® 410 SS Anchor

Diameter..... 3/16" and 1/4" Thread Form.... Original Notched Hi-Lo™
Point Type.... Nail Finish..... 410 Stainless Steel with Silver Climashield™
All boxes of Tapcon anchors come packaged with matching carbide-tipped bit. Tapcon is packaged 100 pieces per box and 500 pieces per master carton.



FIXTURE THICKNESS INCHES	RECOMMENDED TAPCON LENGTH		PART NO. 1/4" HEX HEAD	PART NO. 3/16" FLAT HEAD	PART NO. 1/4" FLAT HEAD	BIT LENGTH		STRAIGHT SHANK BITS FOR 3/16" TAPCON PART NO.	STRAIGHT SHANK BITS FOR 1/4" TAPCON PART NO.
	in.	(mm)				in.	(mm)		
0" – 1/4"	1-1/4	(31.8)	**3367907**	–	**3373907**	3-1/2	(88.9)	–	**3098910**
1/4" – 3/4"	1-3/4)	(44.5)	**3368907**	**3418907**	**3374907**	3-1/2	(88.9)	–	**3098910**
3/4" – 1-1/4"	2-1/4	(57.2)	**3369907**	**3419907**	**3375907**	4-1/2	(114.3)	**3096910**	**3099910**
1-1/4 – 1-3/4"	2-3/4	(69.9	**3370907**	**3420907**	**3376907**	4-1/2	(114.3)	**3096910**	**3099910**
1-3/4" – 2-1/4"	3-1/4	(82.6)	**3371907**	–	**3377907**	5-1/2	(139.7)	**3097910**	**3100910**
2-1/4" – 2-3/4"	3-3/4	(95.3)	**3372907**	–	**3378907**	5-1/2	(139.7)	**3097910**	**3100910**
2-1/2" – 3"	4	(101.6)	–	–	–	5-1/2	(139.7)	–	**3100910**
3-1/2" – 4"	5	(127.0)	**3460907**	–	–	6-1/2	(165.1)	–	–
4-1/2" – 5"	6	(152.4)	–	–	–	7-1/2	(190.5)	–	–

Tapcon® SDS Bits

PART NUMBER	DESCRIPTION
3311910	7" (SDS Rotohammer Bits for use with 3/16" Tapcon)
7901060	5" (SDS Rotohammer Bits for use with 1/4" Tapcon)

All SDS bits are sold individually.

PERFORMANCE TABLE

Tapcon® Anchors

Ultimate Tension and Shear Values (lbs/kN) in Solid Concrete

ANCHOR DIA.		MIN. DEPTH OF EMBEDMENT		f'c = 2000 PSI (13.8 MPa)				f'c = 3000 PSI (20.7 MPa)				f'c = 4000 PSI (27.6 MPa)				f'c = 5000 PSI (34.5 MPa)			
				TENSION		SHEAR		TENSION		SHEAR		TENSION		SHEAR		TENSION		SHEAR	
in.	(mm)	in.	(mm)	lbs.	(kN)	lbs.	(kN)	lbs.	(kN)	lbs.	(kN)	lbs.	(kN)	lbs.	(kN)	lbs.	(kN)	lbs.	(kN)
3/16	(4.8)	1	(25.4)	600	(2.7)	720	(3.2)	625	(2.8)	720	(3.2)	650	(2.9)	720	(3.2)	800	(3.6)	860	(3.8)
		1-1/4	(31.8)	845	(3.7)	720	(3.2)	858	(3.8)	720	(3.2)	870	(3.9)	720	(3.2)	1,010	(4.5)	860	(3.8)
		1-1/2	(38.1)	1,090	(4.8)	860	(3.8)	1,090	(4.8)	860	(3.8)	1,090	(4.8)	860	(3.8)	1,220	(5.4)	860	(3.8)
		1-3/4	(44.5)	1,450	(6.5)	870	(3.9)	1,455	(6.5)	870	(3.9)	1,460	(6.5)	990	(4.4)	1,730	(7.7)	990	(4.4)
1/4	(6.4)	1	(25.4)	750	(3.3)	900	(4.0)	775	(3.4)	900	(4.0)	800	(3.6)	1,360	(6.1)	950	(4.2)	1,440	(6.4)
		1-1/4	(31.8)	1,050	(4.7)	900	(4.0)	1,160	(5.2)	900	(4.0)	1,270	(5.6)	1,360	(6.1)	1,515	(6.7)	1,440	(6.4)
		1-1/2	(38.1)	1,380	(6.1)	1,200	(5.3)	1,600	(7.2)	1,200	(5.3)	1,820	(8.1)	1,380	(6.1)	2,170	(9.7)	1,670	(7.4)
		1-3/4	(44.5)	2,020	(9.0)	1,670	(7.4)	2,200	(9.8)	1,670	(7.4)	2,380	(10.6)	1,670	(7.4)	2,770	(12.3)	1,670	(7.4)

Safe working loads for single installation under static loading should not exceed 25% of the ultimate load capacity.

PERFORMANCE TABLE

Tapcon Anchors — Ultimate Tension and Shear Values (lbs/kN) in Hollow Block

ANCHOR DIAMETER		ANCHOR EMBEDMENT		LIGHTWEIGHT BLOCK				MEDIUM WEIGHT BLOCK			
				TENSION		SHEAR		TENSION		SHEAR	
in.	(mm)	in.	(mm)	lbs.	(kN)	lbs.	(kN)	lbs.	(kN)	lbs.	(kN)
3/16	(4.8)	1	(25.4)	220	(1.0)	400	(1.8)	340	(1.5)	730	(3.2)
1/4	(6.4)	1	(25.4)	250	(1.1)	620	(2.8)	500	(2.2)	1,000	(4.4)

Safe working loads for single installation under static loading should not exceed 25% of the ultimate load capacity.
NOTE: 3/16" Tapcon requires 5/32" bit, 1/4" Tapcon requires 3/16" bit.

PERFORMANCE TABLE

Tapcon® Anchors — Allowable Edge and Spacing Distances

PARAMETER	ANCHOR DIAMETER in.	ANCHOR DIAMETER (mm)	NORMAL WEIGHT CONCRETE: FULL CAPACITY (Critical Distance Inches)	NORMAL WEIGHT CONCRETE: REDUCED CAPACITY (Minimal Distance Inches)	NORMAL WEIGHT CONCRETE: LOAD REDUCTION FACTOR	CONCRETE MASONRY UNITS (CMU): FULL CAPACITY (Critical Distance Inches)	CONCRETE MASONRY UNITS (CMU): REDUCED CAPACITY (Minimal Distance Inches)	CONCRETE MASONRY UNITS (CMU): LOAD REDUCTION FACTOR
Spacing Between Anchors - Tension	3/16 1/4	(4.8) (6.4)	3 4	1-1/2 2	0.73 0.66	3 4	1-1/2 2	1.00 0.84
Spacing Between Anchors - Shear	3/16 1/4	(4.8) (6.4)	3 4	1-1/2 2	0.83 0.82	3 4	1-1/2 2	1.00 0.81
Edge Distance - Tension	3/16 1/4	(4.8) (6.4)	1-7/8 2-1/2	1 1-1/4	0.83 0.82	4 4	2 2	0.91 0.88
Edge Distance - Shear	3/16 1/4	(4.8) (6.4)	2-1/4 3	1-1/8 1-1/2	0.70 0.59	4 4	2 2	0.93 0.80

For SI: 1 inch = 25.4 mm

Tapcon® Condrive Tool Kit

DESCRIPTION/SUGGESTED SPECIFICATIONS

Condrive Installation Tool—

SPECIFIED FOR ANCHORAGE INTO CONCRETE, BRICK OR BLOCK

The key to Tapcon's fast and easy installation is the multi-purpose Condrive Installation Tool. The drive sleeve, along with the hex head and phillips sockets provide the installer with the flexibility necessary for the complete variety of Tapcon applications (tool does not include drill bit).

Condrive® Tool - A multi-purpose tool designed for installation of Tapcon hex head and Phillips flat head anchors up to 3-3/4" long. If driving hex head Tapcon, driver will automatically disengage. The Condrive Tool has a reusable plastic case.

Condrive Tools are designed to specifically install Tapcon Anchors and to fit standard hammer drills.



Part No. 3103910
(Does not include drill bit)

APPLICATIONS



The picture shows the Condrive Installation Kit in action. The kit makes for fast and easy change over from drill bit to driver and controls the driving torque to prevent thread stripping and head snapping in hard base materials.

ADVANTAGES

- Fast change from drilling to driving
- Eliminates need to change out chucks and bits
- Eliminates need for two tools
- Special nut driver is recessed for torque control to reduce head breakage

Condrive Tool Kit Parts (sold only as a kit)	
A	Drill Adapter
B	Sleeve
C	3/16" Socket
D	1/4" Socket
E	Phillips/Star Socket
F	Hex Key
G	T25 Star Drive Bit
H	T30 Star Drive Bit
I	#2 Phillips Drive Bit
J	#3 Phillips Drive Bit

SELECTION CHARTS

Multi-Set II
Drop-In Anchors



PART NUMBER RTX-138
For use with RX-38 only.



PART NUMBER RTX-112
For use with RX-12 only.



USER TYPE / APPLICATION	BASE MATERIAL	DROP-IN ANCHOR TYPE	APPROVALS	PART NO.	SETTING TOOL PART NO.*	BOLT SIZE/ THREADS PER INCH	DRILL BIT DIAM.		THREAD DEPTH		EMBEDMENT MIN. HOLE DEPTH***		QTY/WT PER BOX qty / lbs.	QTY/ WT PER MASTER CARTON qty / lbs.
							in.	(mm)	in.	(mm)	in.	(mm)		
HVAC/Fire Sprinkler Plumber (Pipe-fitter)	Solid concrete/ lightweight fill deck	RM	UL, FM	**RM-38**	**RT-138**	3/8" / 16	1/2	(12.7)	1/2	(12.7)	1-5/8	(41.3)	50 / 3.4	500 / 36
			UL, FM Caltrans	**RM-12**	**RT-112**	1/2" / 13	5/8	(15.9)	3/4	(19.1)	2	(50.8)	50 / 5.8	400 / 49
			UL, FM	**RM-58**	**RT-158**	5/8" / 11	7/8	(22.2)	1	(25.4)	2-1/2	(63.5)	25 / 7.8	125 / 41
			UL, FM Caltrans	**RM-34**	**RT-134**	3/4" / 10	1	(25.4)	1-1/4	(31.8)	3-3/16	(81.0)	25 / 11.9	100 / 49
	Hollow-core pre-cast or Post tension	RX	FM	**RX-38**	**RTX-138**	3/8" / 16	1/2	(12.7)	3/8	(9.5)	3/4	(19.1)	100 / 3.5	1000 / 36
			N/A	**RX-12**	**RTX-112**	1/2" / 13	5/8	(15.9)	1/2	(12.7)	1	(25.4)	50 / 3.0	500 / 31
	Solid concrete/ lightweight fill deck	SRM** 18-8 S.S.	N/A	**SRM-14**	**RT-114**	1/4" / 20	3/8	(9.5)	3/8	(9.5)	1	(25.4)	100 / 2.7	1000 / 28
			UL, FM	**SRM-38**	**RT-138**	3/8" / 16	1/2	(12.7)	1/2	(12.7)	1-5/8	(41.3)	50 / 3.4	500 / 36
			UL, FM	**SRM-12**	**RT-112**	1/2" / 13	5/8	(15.9)	3/4	(19.1)	2	(50.8)	50 / 6.0	400 / 50
			N/A	**SRM-34**	**RT-134**	3/4" / 10	1	(25.4)	1-1/4	(31.8)	3-3/16	(81.0)	25 / 12.0	100 / 50
Concrete Contractor, General Contractor	Solid concrete	CL Coil Threaded	N/A	**CL-12**	**RT-112**	1/2" / 6	5/8	(15.9)	3/4	(19.1)	2	(50.8)	50 / 5.7	400 / 47
Concrete Cutting/Sawing Contractor/Misc. Metal	Solid concrete/ lightweight fill deck	RL (w/o lip)	N/A	**RL-14**	**RT-114**	1/4" / 20	3/8	(9.5)	3/8	(9.5)	1	(25.4)	100 / 2.6	1000 / 28
			N/A	**RL-38**	**RT-138**	3/8" / 16	1/2	(12.7)	1/2	(12.7)	1-5/8	(41.3)	50 / 3.4	500 / 36
			N/A	**RL-12**	**RT-112**	1/2" / 13	5/8	(15.9)	3/4	(19.1)	2	(50.8)	50 / 5.8	400 / 49
			N/A	**RL-58**	**RT-158**	5/8" / 11	7/8	(22.2)	1	(25.4)	2-1/2	(63.5)	25 / 7.8	125 / 41
			N/A	RL-34	**RT-134**	3/4" / 10	1	(25.4)	1-1/4	(31.8)	3-3/16	(81.0)	25 / 11.9	100 / 49

* 1 setting tool per master carton. ** For continuous extreme low temperature, use stainless steel. *** Embedment is equal to overall length of Drop-In Anchor

RX-38 and RX-12 Short Drop-In Kits

PART NO.	DESCRIPTION	PART NO.	DESCRIPTION
RX-38	3/8" drop-in	**RX-12**	1/2" drop-in
RTX-138	Setting Tool for RX-38	**RTX-112**	Setting Tool for RX-12
DCX-138	Depth Charge Stop Drill – ½"	**DCX-112**	Depth Charge Stop Drill – ⅝"

SELECTION CHART

Trubolt Wedge

Carbon Steel w/Zinc Plating

Meets ASTM B633 SC1, Type III specifications for electroplating of 5um = .0002" thickness. This material is well suited for non-corrosive environments.





Typical Applications—Structural Columns, Machinery, Equipment, etc.

Environment—Interior (non-corrosive)

Level of Corrosion—Low

TW-1400 Tie Wire Wedge

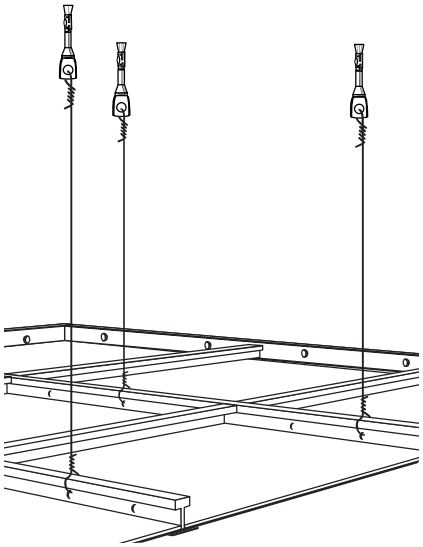



PART NUMBER	THREAD LENGTH		ANCHOR DIA. & DRILL BIT SIZE (THREADS) PER INCH	OVERALL LENGTH		MAX. THICKNESS OF MATERIALS TO BE FASTENED		QTY/WT PER BOX		QTY/WT PER MASTER CARTON	
	in.	(mm)		in.	(mm)	in.	(mm)	qty.	lbs.	qty.	lbs.
WS-1416	3/4	(19.1)	1/4" - 20	1-3/4	(44.5)	3/8	(9.5)	100	3.1	1000	32
WS-1422	1-1/4	(31.8)		2-1/4	(57.2)	7/8	(22.2)	100	3.6	1000	37
WS-1432	2-1/4	(57.2)		3-1/4	(82.6)	1-7/8	(47.6)	100	4.7	800	39
WS-3822	1-1/8	(28.6)	3/8" - 16	2-1/4	(57.2)	3/8	(9.5)	50	4.1	500	41
WS-3826	1-5/8	(41.3)		2-3/4	(69.9)	7/8	(22.2)	50	4.7	400	39
WS-3830	1-3/4	(44.5)		3	(76.2)	1-1/8	(28.6)	50	5.0	400	41
WS-3836	2-1/2	(63.5)		3-3/4	(95.3)	1-7/8	(47.6)	50	5.9	300	36
WS-3850	3-3/4	(95.2)		5	(127.0)	3-1/8	(79.4)	50	7.4	250	38
WS-3870	3-7/8	(98.4)		7	(177.8)	5-1/8	(130.2)	50	10.4	250	53
WS-1226	1-1/4	(31.8)	1/2" - 13	2-3/4	(69.9)	1/8	(3.2)	25	4.6	200	38
WS-1236	2-1/4	(57.2)		3-3/4	(95.3)	1	(25.4)	25	5.7	150	35
WS-1242	2-3/4	(69.9)		4-1/4	(108.0)	1-1/2	(38.1)	25	6.2	150	38
WS-1244	3	(76.2)		4-1/2	(114.3)	1-3/4	(44.5)	25	6.5	150	39
WS-1254	4	(101.6)		5-1/2	(139.7)	2-3/4	(69.9)	25	7.7	150	47
WS-1270	5-1/2	(139.7)		7	(177.8)	4-1/4	(108.0)	25	9.3	150	57
WS-5834	1-3/4	(44.5)	5/8" - 11	3-1/2	(88.9)	1/8	(3.2)	10	3.6	100	37
WS-5850	3-1/4	(82.6)		5	(127.0)	1-5/8	(41.3)	10	4.7	100	48
WS-5860	4-1/4	(107.9)		6	(152.4)	2-5/8	(66.7)	10	5.4	50	28
WS-5870	5-1/4	(133.4)		7	(177.8)	3-5/8	(92.1)	10	6.2	30	19
WS-5884	5-3/4	(146.0)		8-1/2	(215.9)	5-1/8	(130.2)	10	8.0	30	25
WS-3446	2-7/8	(73.0)	3/4" - 10	4-3/4	(120.7)	3/4	(19.1)	10	7.4	60	45
WS-3454	3-5/8	(92.1)		5-1/2	(139.7)	1-1/2	(38.1)	10	8.1	50	41
WS-3462	4-3/8	(111.1)		6-1/4	(158.8)	2-1/4	(57.2)	10	9.1	30	28
WS-3470	5-1/8	(130.2)		7	(177.8)	3	(76.2)	10	9.7	30	30
WS-3484	5-3/4	(146.0)		8-1/2	(215.9)	4-1/2	(114.3)	10	12.3	30	38
WS-34100	5-3/4	(146.0)		10	(254.0)	6	(152.4)	10	14.0	30	43
TIE WIRE											
TW-1400	N/A		1/4"	2-1/8	(54.0)	9/32-hole	(7.1)	100	3.6	1000	36

SELECTION CHART

Trubolt Wedge

Carbon Steel w/ Hot Dipped Galvanizing

Meets ASTM A153 Class specifications for hot-dipped galvanizing > 45um = .002". It is highly recommended for damp, humid environments near coastal regions. Hot-dipped galvanized Trubolts have a coating thickness of zinc that is almost 10 times as thick as electroplating. This creates greater corrosion resistance at a minimal cost.



Typical Applications—Railings, Signage, Awnings, etc.

Environment—Rural/Suburban (exterior environment—essentially unpolluted areas)

Level of Corrosion—Low to Medium

PART NUMBER	THREAD LENGTH		ANCHOR DIA. & DRILL BIT SIZE (THREADS) PER INCH	OVERALL LENGTH		MAX. THICKNESS OF MATERIALS TO BE FASTENED		QTY/WT PER BOX		QTY/WT PER MASTER CARTON	
	in.	(mm)		in.	(mm)	in.	(mm)	qty.	lbs.	qty.	lbs.
WS-1242G	2-3/4	(69.9)	1/2" - 13	4-1/4	(108.0)	1-1/2	(38.1)	25	6.7	150	41
WS-1254G	4	(101.6)		5-1/2	(139.7)	2-3/4	(69.9)	25	8.0	150	49
WS-1270G	5-1/2	(139.7)		7	(177.8)	4-1/4	(108.0)	25	9.7	150	59
WS-5860G	4-1/4	(107.9)	5/8" - 11	6	(152.4)	2-5/8	(66.7)	10	5.6	50	29
WS-3454G	3-5/8	(92.1)	3/4" - 10	5-1/2	(139.7)	1-1/2	(38.1)	10	8.4	50	42



SAMMYS® EVERFLOW™

SAMMY0124

8 04595 15527 1

Corporate Headquarters:
100 Middlesex Avenue • Carteret, New Jersey 07008
Tel: 908.436.1100 • Fax: 908.436.1162 • Toll Free: 877.941.7800
www.everflowsupplies.com

EVERFLOW™

PRESS CONNECT

PRODUCT CATALOG



EVERFLOW™

Press Forward.



PRESS CONNECT

310R Series Premium Press Ball Valve

Double-O-Ring • Press Ends • Lead Free • 600 WOG

The 310 Series Premium Press Ball Valve is designed to use in press-fit piping systems, eliminating labor and potential fire hazard associated with solder connections. It features Double O-Ring press connections for added leak protection and safety. DZR brass body provides increased durability. Stainless steel ball and PTFE seats creates a positive seal reducing friction and minimizing wear.

PRESS CONNECT



- Available 1/2" to 4"
- Pressure Rating: 250 CWP / 150 WSP
- Max Temp: 300°F
- DZR Brass Body
- 304 Stainless Steel Ball
- Lead Free Compliant
- Conforms to NSF/ANSI 61, 372

310R SERIES SPECIFICATIONS

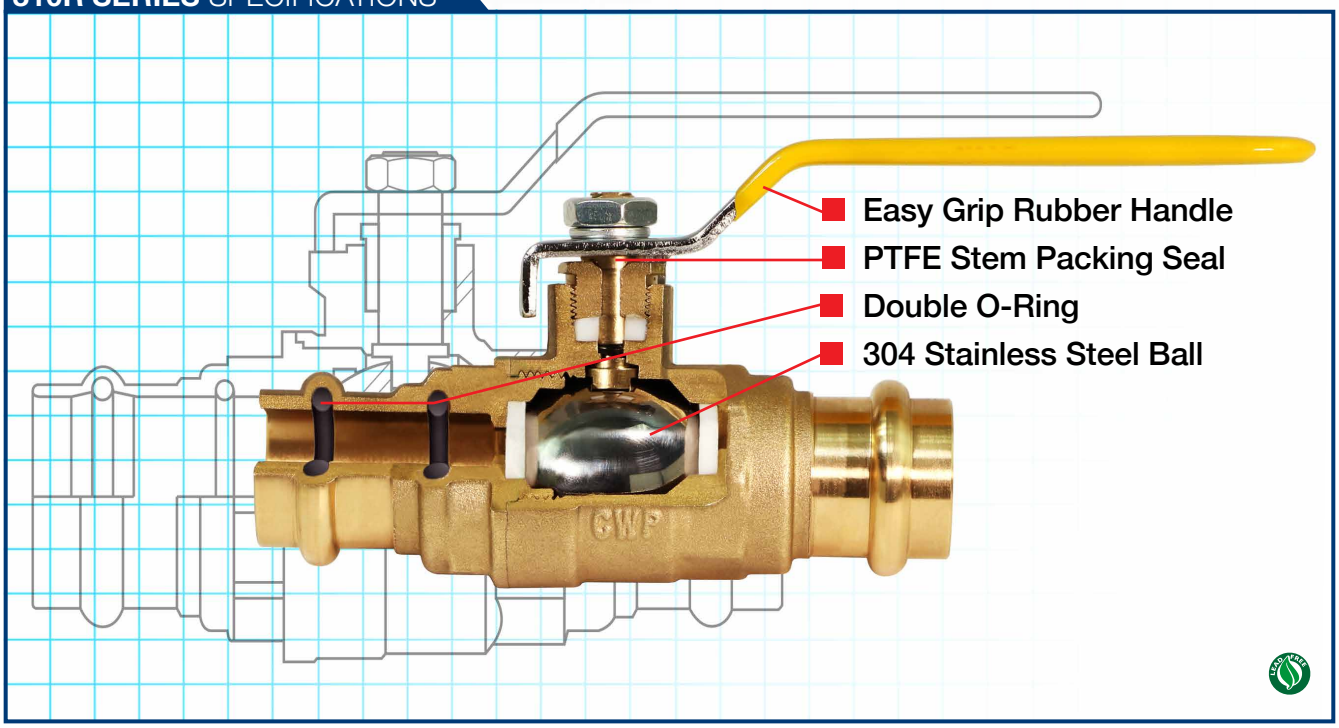

PRESS BALL VALVES

310R Series Premium Press Ball Valve

Double-O-Ring • Press Connections • Lead Free • Full Port • 600 WOG



- Dezincification Resistant (DZR) Lead Free Brass Material
- Double O-Ring for Added Leak Protection
- Forged Brass Body
- Stainless Steel Ball
- Blow Out Proof Brass Stem
- Vinyl Grip Lever Handle
- Triple Sealing Stem with 2 O-Rings and PTFE Seal
- Max Pressure Rating: 600 psi WOG / 150 psi WSP
- Temperature Range: -20°F to 300°F
- AB1953, NSF61-9, NSF-372, ISO-9002

PART #	SIZE	DESCRIPTION	INNER	MASTER
310R012-NL	1/2"	Full Port Press Ball Valve	5	50
310R034-NL	3/4"	Full Port Press Ball Valve	5	40
310R001-NL	1"	Full Port Press Ball Valve	4	20
310R114-NL	1-1/4"	Full Port Press Ball Valve	5	20
310R112-NL	1-1/2"	Full Port Press Ball Valve	4	16
310R002-NL	2"	Full Port Press Ball Valve	2	8
310R212-NL	2-1/2"	Full Port Press Ball Valve	1	6
310R003-NL	3"	Full Port Press Ball Valve	1	4
310R004-NL	4"	Full Port Press Ball Valve	1	2

610R Series Press Ball Valve

Press Connections • Lead Free • Full Port • 250CWP



- Dezincification Resistant (DZR) Lead Free Brass Material
- Forged Brass Body
- Stainless Steel Ball
- Blow Out Proof Brass Stem
- Vinyl Grip Lever Handle
- Triple Sealing Stem with PTFE Seal
- Valve Pressure Rating: 250 psi
- Max Temperature: 250°F
- AB195, NSF61-9, NSF-372, ISO-9002

PART #	SIZE	DESCRIPTION	INNER	MASTER
610R012-NL	1/2"	Full Port Press Ball Valve	5	50
610R034-NL	3/4"	Full Port Press Ball Valve	5	40
610R001-NL	1"	Full Port Press Ball Valve	4	20
610R114-NL	1-1/4"	Full Port Press Ball Valve	5	20
610R112-NL	1-1/2"	Full Port Press Ball Valve	1	16
610R002-NL	2"	Full Port Press Ball Valve	2	8

PRESS BALL VALVES

310D Series Press Ball Valve with Drain

RAVEN SPECIALTY PRODUCTS

Press Connections • Lead Free • Full Port with Drain • 250 CWP

PRESS CONNECT



- Dezincification Resistant (DZR) Lead Free Brass Material
- Blow Out Proof Brass Stem
- Packing Nut, O-ring & Packing on the Stem Seal
- Max Pressure Rating: 250 CWP / 150 WSP
- Temperature Range: -20°F to 300°F
- Certified to NSF/ANSI-61, NSF/ANSI-372, IGC-157
- Press Ends Conform to ANSI Z1157

PART #	SIZE	DESCRIPTION	INNER	MASTER
310D012-NL	1/2"	Press Ball Valve with Waste	5	50
310D034-NL	3/4"	Press Ball Valve with Waste	5	40
310D001-NL	1"	Press Ball Valve with Waste	4	20

320 Series Press Adapter Ball Valve

RAVEN SPECIALTY PRODUCTS

Press x MIP & Press x FIP • Lead Free • Full Port • Forged Brass Body • 250 CWP

PRESS CONNECT



- Dezincification Resistant (DZR) Lead Free Brass Material
- Blow Out Proof Brass Stem
- Packing Nut, O-Ring & Packing on the Stem Seal
- Max Pressure Rating: 250 CWP / 150 WSP
- Temperature Range: -20°F to 300°F
- Certified to NSF/ANSI 61, NSF/ANSI 372, IGC157
- Press Ends Conform to ANSI Z1157

320M Series Press x MIP Ball Valve

PART #	SIZE	DESCRIPTION	INNER	MASTER
320M012-NL	1/2"	Press x MIP Ball Valve	5	50
320M034-NL	3/4"	Press x MIP Ball Valve	5	40
320M001-NL	1"	Press x MIP Ball Valve	4	20
320M114-NL	1-1/4"	Press x MIP Ball Valve	5	20
320M112-NL	1-1/2"	Press x MIP Ball Valve	4	16
320M002-NL	2"	Press x MIP Ball Valve	2	8

PRESS CONNECT



320T Series Press x FIP Ball Valve

PART #	SIZE	DESCRIPTION	INNER	MASTER
320T112-NL	1/2"	Press x FIP Ball Valve	5	50
320T034-NL	3/4"	Press x FIP Ball Valve	5	40
320T001-NL	1"	Press x FIP Ball Valve	4	20
320T114-NL	1-1/4"	Press x FIP Ball Valve	5	20
320T112-NL	1-1/2"	Press x FIP Ball Valve	4	16
320T002-NL	2"	Press x FIP Ball Valve	2	8

Please see the entire line of Press Copper Fittings and Adapters in this catalog **on PAGES 15-20**



PRESS BALL VALVES

315R Series Premium Press T-Handle Ball Valve

Double-O-Ring • Press Connections • Lead Free • Full Port • 600 WOG



- Dezincification Resistant (DZR) Lead Free Brass Material
- Double O-Ring for Added Leak Protection
- Blow Out Proof Brass Stem
- Triple Sealing Stem with 2 O-Rings and PTFE Seal
- Max Pressure Rating: 600 psi WOG / 150 psi WSP
- Temperature Range: -20°F to 300°F
- Certified to NSF/ANSI 61, NSF/ANSI 372, IGC157
- AB1953, NSF61-9, NSF-372, ISO-9002

PART #	SIZE	DESCRIPTION	INNER	MASTER
315R012-NL	1/2"	T-Handle Full Port Press Ball Valve	5	50
315R034-NL	3/4"	T-Handle Full Port Press Ball Valve	5	40
315R001-NL	1"	T-Handle Full Port Press Ball Valve	4	20

PRBL Series F1807 Pex X Press Ball Valve

F1807 Pex X Press Connections • Lead Free



- Dezincification Resistant (DZR) Lead Free Brass Material
- Blow Out Proof Brass Stem
- Packing Nut, O-ring & Packing on the Stem Seal
- Max Pressure Rating: 250 CWP / 150 WSP
- Temperature Range: -20°F to 300°F
- Certified to NSF/ANSI 61, NSF/ANSI 372, IGC157
- Press Ends Conform to ANSI Z1157
- Pex Ends Conform to ASTM F1807

PART #	SIZE	DESCRIPTION	INNER	MASTER
PRBL-012-NL	1/2"	F1807 PEX x Press Ball Valve	5	50
PRBL-034-NL	3/4"	F1807 PEX x Press Ball Valve	5	40
PRBL-001-NL	1"	F1807 PEX x Press Ball Valve	4	20

FRBL Series F1960 Pex X Press Ball Valve

F1960 Pex X Press Connections • Lead Free



- Dezincification Resistant (DZR) Lead Free Brass Material
- Blow Out Proof Brass Stem
- Packing Nut, O-ring & Packing on the Stem Seal
- Max Pressure Rating: 250 CWP / 150 WSP
- Temperature Range: -20°F to 300°F
- Certified to NSF/ANSI 61, NSF/ANSI 372, IGC157
- Press Ends Conform to ANSI Z1157

PART #	SIZE	DESCRIPTION	INNER	MASTER
FRBL-012-NL	1/2"	F1960 PEX x Press Ball Valve	5	50
FRBL-034-NL	3/4"	F1960 PEX x Press Ball Valve	5	40
FRBL-001-NL	1"	F1960 PEX x Press Ball Valve	4	20

PRESS BALL VALVES

520R Series Press Flange Ball Valve with Purge

Rotating Flange • Press Connection • With Purge Drain • Full Port • Two Valve Set



- Rotating Outer Flange allows 360 degree motion for easier installation
- Includes Gaskets and Nuts
- Vinyl Grip Lever Handle with Optinal T-Handle Included
- Heavy Duty Rust Resistant Brass Body
- Blow Out Proof Stem Design
- PTFE Seats and Seals
- Ends Comply With ANSI.B.20.1, ANSI.B.16.18

PART #	SIZE	DESCRIPTION	INNER	MASTER
520R034	3/4"	Press Rotating Flange Ball Valve WIth Purge	1 set	12
520R001	1"	Press Rotating Flange Ball Valve WIth Purge	1 set	12
520R114	1-1/4"	Press Rotating Flange Ball Valve WIth Purge	1 set	8
520R112	1-1/2"	Press Rotating Flange Ball Valve WIth Purge	1 set	8
520R002	2"	Press Rotating Flange Ball Valve WIth Purge	1 set	4

515R Series Flange Press Ball Valve

Rotating Flange • Press Connection • Full Port • Two Valve Set



- Includes Gaskets and Nuts
- Vinyl Grip Lever Handle with Optinal T-Handle Included
- Heavy Duty Rust Resistant Brass Body
- Blow Out Proof Stem Design
- PTFE Seats and Seals
- Ends Comply With ANSI.B.20.1, ANSI.B.16.18
- 600 psi WOG 150 psi WSP Service

PART #	SIZE	DESCRIPTION	INNER	MASTER
515R034	3/4"	Press Rotating Flange Ball Valve	1 set	12
515R001	1"	Press Rotating Flange Ball Valve	1 set	12
515R114	1-1/4"	Press Rotating Flange Ball Valve	1 set	8
515R112	1-1/2"	Press Rotating Flange Ball Valve	1 set	8
515R002	2"	Press Rotating Flange Ball Valve	1 set	4

53 Series Press Long Bonnet Ball Valve

Lead Free • Standard Port • Forged Brass Body • T-Handle With Vinyl Grip



- Long Bonnet T-Handle allows easy shutoff access
- Forged Brass Body
- Chrome Plated Ball
- 175 psi Steam 600 psi WOG
- Temperature Range is -20°C to 120°C
- CSA Certified

PART #	SIZE	DESCRIPTION	INNER	MASTER
530R012-NL	1/2"	Press Long Bonnet Ball Valve	10	100
530R034-NL	3/4"	Press Long Bonnet Ball Valve	10	100

PRESS BALL VALVES

Tankless Water Heater Valves

FLEXTRON

NSF Compliant • Lead Free • Full Port Main Flow Channel

- Set of 2 Heavy Duty Forged Brass Ball Valves
- Full Port Main Flow Channel
- Large Drain Port Outlets
- Easy Identification of Hot & Cold Valves
- Lead Free Compliant



PRESS CONNECT



Tankless Water Heater Isolation Valve Kit

Hot/Cold Tankless Isolation Valves & Pressure Relief Valve

PART #	SIZE	CONNECTION	DESCRIPTION	QTY
FTGV-ISO34-R-KIT-LF	3/4"	Press	1 Set H/C Iso. Valves + 3/4" Relief Valve	1 Set
FTGV-ISO1-R-KIT-LF	1"	Press	1 Set H/C Iso. Valves + 3/4" Relief Valve	1 Set

PRESS CONNECT



Tankless Water Heater Isolation Valve

Set of Hot/Cold Tankless Isolation Valves

PART #	SIZE	CONNECTION	DESCRIPTION	QTY
FTGV-ISO34-R-LF	3/4"	Press	1 Set H/C Iso. Valves	1 Set
FTGV-ISO1-R-LF	1"	Press	1 Set H/C Iso. Valves	1 Set



Pressure Relief Valve

- Fully automatic valve reseats itself after relieving pressure
- Suitable for tankless or closed-loop hot water systems

DOMESTIC

PART #	SIZE	CONNECTION	DESCRIPTION	QTY
FTGV-PRV034	3/4"	Threaded	1 Pressure Relief Valve	1

Boiler Drains

Press T-Handle Boiler Drain

- Low Operating Torque
- Lead Free Meets NSF-61 Standard
- Leaded Meets ANSI/NSF 14 Standard
- Extended Threads on Bib Spout for Secure Connection



PRESS CONNECT

PART #	SIZE	INNER	MASTER
12BDBTR-NL	1/2"	10	100
34BDBTR-NL	3/4"	10	100

Extended Street End Boiler Drain

- For Press connections
- New Design with Dimensions of Our Acclaimed 1/4 Turn Boiler Drain
- Street Ends Enable Sweating Walve Directly into Wrot Fitting
- Offers a Nice Clean Look When Installed



PRESS COMPATIBLE

PART #	SIZE	INNER	MASTER
12BDSX-NL	1/2" Male Swt	10	100
34BDSX-NL	3/4" Male Swt	5	50

PRESS BALL VALVES

706 Series High Flow Drain Ball Valve

RAVEN SPECIALTY PRODUCTS

Full Port • Reversible Handle • 3 Way Adjustable • Hose Drain



The 706 Series Ball Drain Valve enables quick isolation & drainage of any portion of a piped system. Ideal to install directly after a water meter to winterize a home and purge entire system with a simple quarter turn action. Reversible Handle alows for draining from either side of ball. Eliminates many leak paths and saves significant labor.

- Dezincification Resistant (DZR) Lead Free Brass Material
- Available in Sweat and Press Ends
- Heavy Duty Forged Brass Construction
- High Flow Hose Drain
- Reversible Handle
- Blow-out Proof Stem
- Idividually controlled drain outlets
- Adjustable Packing Gland

PART #	SIZE	DESCRIPTION	INNER	MASTER
706R012-NL	1/2"	Press Ball Valve	6	36
706R034-NL	3/4"	Press Ball Valve	6	36
706R001-NL	1"	Press Ball Valve	5	30
706R114-NL	1-1/4"	Press Ball Valve	5	20
706R112-NL	1-1/2"	Press Ball Valve	5	20
706R002-NL	2"	Press Ball Valve	2	12

Hose Ball Valve with Cap

RAVEN SPECIALTY PRODUCTS

Lead Free • Hose Connection• Includes Cap & Chain • Full Port • 600 WOG



- Dezincification Resistant (DZR) Lead Free Brass Material
- Cap and Seal for Easy Drain and Hose Connection
- Brass Body
- Blow Out Proof Stem Design
- Packing Nut, O-Ring & PTFE Seal on the Seal
- Stainless Steel Ball
- Vinyl Grip Lever Handle
- Ends Certified to ANSI B1.20.1 / ASME B16.22
- Press Ends conform to ANSI Z1157
- CSA Certified to NSF/ANSI-61, NSF/ANSI-372,IGC-157
- Pressure Rating: 600 psi WOG 150 psi WSP
- Temperature Range -20°F to 300°F
- ISO:9001 Approved Manufacturer

PART #	SIZE	DESCRIPTION	INNER	MASTER
RHBV-012-NL	1/2"	Press Ball Valve	10	100
RHBV-034-NL	3/4"	Press Ball Valve	10	100

PRESS GATE VALVES & CHECK VALVES

205R Series Press Gate Valve

Press Connection • Brass Body & Disc • 200 WOG



- Brass Body and Disc
- Non Rising Stem
- Cast Iron Wheel Handle
- Press Ends conform to ANSI Z1157
- 200 WOG Non Shock
- Temperature Range : 180°F
- Certified to NSF/ANSI-61/ 372 Standards

PART #	SIZE	DESCRIPTION	INNER	MASTER
205R012-NL	1/2"	Press Gate Valve	10	100
205R034-NL	3/4"	Press Gate Valve	10	80
205R001-NL	1"	Press Gate Valve	5	50
205R114-NL	1-1/4"	Press Gate Valve	5	40
205R112-NL	1-1/2"	Press Gate Valve	5	30
205R002-NL	2"	Press Gate Valve	2	20

105 Series Press Y-Strainer

Brass Body and Plug • Stainless Steel Mesh Screen



- Screwed Cap with Plug
- Stainless Steel Mesh Screen
- Tempature Rating 200°F
- Pressure rating 200 SWP
- Press Ends conform to ANSI Z1157
- Certified to NSF/ANSI-61/372

PART #	SIZE	DESCRIPTION	INNER	MASTER
105R012-NL	1/2"	Press Y-Strainer	12	48
105R034-NL	3/4"	Press Y-Strainer	8	48
105R100-NL	1"	Press Y-Strainer	8	32
105R114-NL	1-1/4"	Press Y-Strainer	6	24
105R112-NL	1-1/2"	Press Y-Strainer	2	16
105R200-NL	2"	Press Y-Strainer	2	8

400 Series Press Swing Check Valve

Cast Brass Body & Disc • Prevent Backflow



- 200 PSI WOG 125 PSI SWP
- CSA Certified
- Conforms to NSF/ANSI-61/ 372
- Certified to ANSI Z1157

PART #	SIZE	DESCRIPTION	INNER	MASTER
400R012-NL	1/2"	Press Fit Swing Check Valve	10	160
400R034-NL	3/4"	Press Fit Swing Check Valve	10	120
400R001-NL	1"	Press Fit Swing Check Valve	5	60
400R114-NL	1-1/4"	Press Fit Swing Check Valve	5	40
400R112-NL	1-1/2"	Press Fit Swing Check Valve	5	30
400R002-NL	2"	Press Fit Swing Check Valve	2	24

Press Inline Spring Check Valve

Brass Body • Lead Free



- Can be Installed in a Horizontal or Vertical Position
- Temperature Rating 180°F
- Cold Working Pressure (CWP): 200 psi. Non Shock
- Press Ends conform to ANSI Z1157
- Certified to NSF/ANSI-61/372

PART #	SIZE	DESCRIPTION	INNER	MASTER
150R012-NL	1/2"	Press Inline Check Valve	10	100
150R034-NL	3/4"	Press Inline Check Valve	10	80
150R100-NL	1"	Press Inline Check Valve	6	60
150R114-NL	1-1/4"	Press Inline Check Valve	4	40
150R112-NL	1-1/2"	Press Inline Check Valve	5	30
150R200-NL	2"	Press Inline Check Valve	5	20

WATER SUPPLY STOP VALVES

1/4 Turn Press Supply Stops

Double-O-Ring • Lead Free • 1/4 Turn Ball Valve Design • Chrome Plated Brass Body

- One-piece Chrome Plated Brass Body Provides Strength, Durability and Long-Lasting Performance
- Oval Chrome Plated Zinc Handle Provides a Secure Grip and Smooth On/Off Operation
- Easy-to-Remove Handle with Screw Attachment
- Self Lubricating PTFE Seats and Double O-Ring for Added Safety
- 100 psi, Normal Working Temperature 120°F
- Certified to NSF/ANSI 61/372
- Individually Boxed and Barcoded

1/4 TURN · PRESS CONNECT · DOUBLE O RING · LEAD FREE





1/4 Turn Press Angle Stop

PART #	SIZE / DESCRIPTION	INNER	MASTER
P-81214PR-NL	1/2" PRESS x 1/4" OD	12	144
P-81212PR-NL	1/2" PRESS x 3/8" OD	12	144



1/4 Turn Press Straight Stop

PART #	SIZE / DESCRIPTION	INNER	MASTER
P-82214PR-NL	1/2" PRESS x 1/4" OD	12	144
P-82212PR-NL	1/2" PRESS x 3/8" OD	12	144



1/4 Turn Press Dual Angle Stop

PART #	SIZE / DESCRIPTION	INNER	MASTER
P-86324PR-NL	1/2" PRESS x 1/4" OD x 3/8" OD	12	144
P-86312PR-NL	1/2" PRESS x 3/8" OD x 3/8" OD	12	144

Press x Compression Adapter

Lead Free • Forged Brass Body

PRESS CONNECT



- Forged Brass Body
- Eliminates the need to Sweat
- Conforms to NSF/ANSI 61/372
- Individually Boxed and Barcoded

PART #	SIZE / DESCRIPTION	INNER	MASTER
P-73812-NL	1/2" PRESS x 1/4" OD x 3/8" OD Adapter	10	100

PRESS CONNECT SUPPLY BOXES

NOW AVAILABLE

EVERFLOW™

Premier PVF & Specialty Products

EXCLUSIVE PRESS CONNECT NOW AVAILABLE





Shown FlexBox Dual Drain SB200-RH

Saves Time and Money

Press Connection significantly reduces labor time and costs. Connect valve in a fraction of the time that it takes to weld or solder. Plus, significantly less training required.

Secure and Durable

Press Connection is as strong as a welded and soldered connection.

Safer Installation

Eliminates potential fire and injuries associated with welding and soldering.

Available In A Full Variety of Washing Machine & Icemaker Boxes



CenterBOX
Washing Machine Oultlet Box



FlexBOX™
Dual Drain Washing Machine Box



UniBox™
Universal Supply Box

SUPPLY OUTLET BOXES & VALVES

Washing Machine Valves

Press Connection • 1/2" Inlet • Fits All Standard Outlet Boxes



- Brass Body
- 1/4 Turn Handle
- Certified to NSF61 and ANSI A112.18.1

RED PART #	BLUE PART #	DESCRIPTION	INNER	MASTER
540R	541R	Washing Machine Valve Top Handle	10	100

Ice Maker Valves

Press Connection • 1/2" Inlet • Fits All Standard Outlet Boxes



- Brass Body
- 1/4 Turn Handle
- Lead Free
- Certified to NSF61/372 and ANSI A112.18.1

PART #	DESCRIPTION	INNER	MASTER
545R	White 1/4 Turn Icemaker Valve	10	100

Washing Machine Valves w/ Hammer Arrester

Press Connection • 1/2" Inlet • Fits All Standard Outlet Boxes



- Brass Body
- 1/4 Turn Handle
- Complies with ASSE 1010
- Certified to NSF61 and ANSI A112.18.1

RED PART #	BLUE PART #	DESCRIPTION	INNER	MASTER
540RH	541RH	Washing Machine Valve w/ Hammer	5	50

Ice Maker Valves w/ Hammer Arrester

Press Connection • 1/2" Inlet • Fits All Standard Outlet Boxes



- Brass Body
- 1/4 Turn Handle
- Lead Free
- Complies with ASSE 1010
- Certified to NSF61/372 and ANSI A112.18.1

PART #	DESCRIPTION	INNER	MASTER
545RH	White 1/4 Turn Icemaker Valve With Hammer	5	50

CenterBox Outlet Box

Press Connection • Durable ABS

- 4 intergrated mounting tabs
- Top & bottom center knockouts
- Compatible with clip on dual drain funnel



PART #	DESCRIPTION	INNER	MASTER
SB300-R	Center Outlet Washing Machine Box	1	10
SB300-RH	Center Outlet Box w/ Hammer Arrester	1	10

FlexBox Outlet Box

Press Connection • Durable ABS

- 4 intergrated mounting tabs
- Dual drain knockouts
- Optional dual valve shut-off handle



ASSEMBLED PART #	UNASSEMBLED PART #	DESCRIPTION	INNER	MASTER
SB200-R	SB201-R	Dual Outlet Box	1	12
SB200-RH	SB201-RH	Box w/ Hammer Arrester	1	12

UniBox Outlet Box

Press Connection • Durable ABS

- 4 intergrated mounting tabs
- Interlocking box clip
- Optional dual valve shut-off handle
- Compatible w/ clip on dual drain funnel



DOUBLE BOX PART #	SINGLE BOX PART #	DESCRIPTION	INNER	MASTER
SB120-R	SB110-R	UniBox Outlet Box	1	12
SB120-RH	B110-RH	UniBox w/Hammer Arrester	1	12

UniBox Ice Maker Outlet Box

Press Connection • Durable ABS

- For Ice maker & water despenser
- 4 intergrated mounting tabs
- 1/4" OD Compression outlet
- Lead Free



PART #	DESCRIPTION	INNER	MASTER
SB100-R	Icemaker Outlet Box	5	50
SB100-RH	Icemaker Outlet Box w/ Hammer Arrester	5	50

PRESS X PEX

EVERFLOW™



F1960 Pex x Press Tees

F1960 Pex X Press Connections • Lead Free

newinnovation



PART #	SIZE
WPXPRT3403	3/4" Press x 1/2" PEX
WPXPRT1001	1" Press x 1/2" PEX
WPXPRT1002	1" Press x 3/4" PEX
WPXPRT1101	1-1/4" Press x 1/2" PEX
WPXPRT1102	1-1/4" Press x 3/4" PEX
WPXPRT1501	1-1/2" Press x 1/2" PEX
WPXPRT1502	1-1/2" Press x 3/4" PEX
WPXPRT1503	1-1/2" Press x 1" PEX

F1807 Pex x Press Tees

F1807 Pex X Press Connections • Lead Free

newinnovation



PART #	SIZE
PXPRT3403	3/4" Press x 1/2" PEX
PXPRT1001	1" Press x 1/2" PEX
PXPRT1002	1" Press x 3/4" PEX
PXPRT1101	1-1/4" Press x 1/2" PEX
PXPRT1102	1-1/4" Press x 3/4" PEX
PXPRT1501	1-1/2" Press x 1/2" PEX
PXPRT1502	1-1/2" Press x 3/4" PEX
PXPRT1503	1-1/2" Press x 1" PEX

F1960 Pex x Press Adapters

F1960 Pex X Press Connections • Lead Free



PART #	SIZE
WPXPC012	1/2"
WPXPC034	3/4"
WPXPC100	1"
WPXPC114	1-1/4"
WPXPC112	1-1/2"
WPXPC200	2"

F1807 Pex x Press Adapters

F1807 Pex X Press Connections • Lead Free



PART #	SIZE
PXPC012	1/2"
PXPC034	3/4"
PXPC100	1"
PXPC114	1-1/4"
PXPC112	1-1/2"
PXPC200	2"

FRBL Series F1960 Pex x Press Ball Valve

F1960 Pex X Press Connections • Lead Free

newinnovation



PART #	SIZE
FRBL-012-NL	1/2"
FRBL-034-NL	3/4"
FRBL-001-NL	1"

PRBL Series F1807 Pex x Press Ball Valve

F1807 Pex X Press Connections • Lead Free

newinnovation



PART #	SIZE
PRBL-012-NL	1/2"
PRBL-034-NL	3/4"
PRBL-001-NL	1"

sales@everflowsupplies.com · 908-436-1100 · fax: 908-436-1162

PRESS COPPER FITTINGS

ASTM B88, Certified to NSF/ANSI 61 and 372

Copper Female Adapter
P X FPT - SMALL



PART #	SIZE	INNER	MASTER
PCFA0012	1/2"	10	300
PCFA0034	3/4"	10	150
PCFA0100	1"	10	180
PCFA0125	1-1/4"	1	80
PCFA0150	1-1/2"	1	55
PCFA0200	2"	1	40

Copper Female Adapter
P X FPT - LARGE



PCFA0250	2-1/2"	1	36
PCFA0300	3"	1	24

Copper Female Adapter
REDUCING P X FPT - SMALL



PCFA0121	1/2" X 3/8"	10	300
PCFA1234	1/2" X 3/4"	10	180
PCFA3412	3/4" X 1/2"	10	180
PCFA3410	3/4" x 1"	10	200
PCFA1012	1" X 1/2"	10	250
PCFA1034	1" X 3/4"	10	200
PCFA1011	1" X 1-1/4"	10	140
PCFA1110	1-1/4" X 1"	1	100
PCFA1115	1-1/4" X 1-1/2"	1	55
PCFA1511	1-1/2" X 1-1/4"	1	55

Copper Male Adapter
P X MPT - SMALL



PCMA0012	1/2"	10	300
PCMA0034	3/4"	10	160
PCMA0100	1"	10	160
PCMA0125	1-1/4"	1	100
PCMA0150	1-1/2"	1	50
PCMA0200	2"	1	35

Copper Male Adapter
P X MPT - LARGE



PCMA0250	2-1/2"	1	28
PCMA0300	3"	1	18
PCMA0400	4"	1	12

Copper Male Adapter
STREET - FTG X MPT



PFMA0012	1/2"	5	250
PFMA0034	3/4"	5	160
PFMA0100	1"	5	200
PFMA0114	1-1/4"	1	80
PFMA0112	1-1/2"	1	60
PFMA0200	2"	1	40

Copper Male Adapter
REDUCING - P X MPT



PART #	SIZE	INNER	OUTER
PCMA0121	1/2" X 3/8"	10	-
PCMA1234	1/2" X 3/4"	10	180
PCMA3412	3/4" X 1/2"	10	180
PCMA3410	3/4" X 1"	10	200
PCMA1034	1" X 3/4"	10	180
PCMA1011	1" X 1-1/4"	10	100
PCMA1110	1-1/4" X 1"	1	95
PCMA1115	1-1/4" X 1-1/2"	1	55
PCMA1511	1-1/2" X 1-1/4"	1	55
PCMA1520	1-1/2" X 2"	1	40
PCMA2015	2" X 1-1/2"	1	40

Copper Male Adapter
REDUCING STREET - FTG X MPT



PFMA1234	1/2" X 3/4"	5	200
PFMA3412	3/4" X 1/2"	5	180
PFMA1034	1" X 3/4"	5	200

Copper Female Adapter
STREET - FTG X FPT



PFFA0012	1/2"	5	250
PFFA0034	3/4"	5	150
PFFA0100	1"	1	110
PFFA0125	1-1/4"	1	80
PFFA0150	1-1/2"	1	55
PFFA0200	2"	1	40

Copper Female Adapter
REDUCING STREET - FTG X FPT



PFFA1234	1/2" X 3/4"	5	-
FPFA3412	3/4" X 1/2"	5	-
FPFA0134	1" X 3/4"	5	-

Copper Cap
P - SMALL



PTEC0012	1/2"	10	450
PTEC0034	3/4"	10	450
PTEC0100	1"	5	250
PTEC0125	1-1/4"	1	100
PTEC0150	1-1/2"	1	80
PTEC0200	2"	1	55

Copper Cap
P - LARGE



PTEC0250	2-1/2"	1	40
PTEC0300	3"	1	36
PTEC0400	4"	1	24

PRESS COPPER FITTINGS

ASTM B88, Certified to NSF/ANSI 61 and 372

Copper Press 45° Elbow
P X P



PART #	SIZE	INNER	OUTER
PCLF0012	1/2"	10	400
PCLF0034	3/4"	10	200
PCLF0100	1"	5	140
PCLF0125	1-1/4"	1	70
PCLF0150	1-1/2"	1	40
PCLF0200	2"	1	25

Copper Press 45° Elbow
P X P



PCLF0250	2-1/2"	1	16
PCLF0300	3"	1	12
PCLF0400	4"	1	6

Copper Press 45° Street Elbow
P X FTG



PCSF0012	1/2"	10	450
PCSF0034	3/4"	10	260
PCSF0100	1"	5	140
PCSF0125	1-1/4"	1	70
PCSF0150	1-1/2"	1	40
PCSF0200	2"	1	25

Copper Press 45° Street Elbow
P X FTG



PCSF0250	2-1/2"	1	18
PCSF0300	3"	1	12
PCSF0400	4"	1	6

Copper 90° Elbow
P X P - SMALL



PCLN0012	1/2"	10	350
PCLN0034	3/4"	10	180
PCLN0100	1"	5	100
PCLN0125	1-1/4"	1	55
PCLN0150	1-1/2"	1	35
PCLN0200	2"	1	18

Copper 90° Elbow
P X P - LARGE



PCLN0250	2-1/2"	1	12
PCLN0300	3"	1	9
PCLN0400	4"	1	4

Copper 90° Elbow
REDUCING - P X P



PCRN3412	3/4" X 1/2"	15	240
PCRN1034	1" X 3/4"	10	120

Copper 90° Street Elbow
FTG X P - SMALL



PART #	SIZE	INNER	OUTER
PCSN0012	1/2"	10	400
PCSN0034	3/4"	10	200
PCSN0100	1"	5	100
PCSN0125	1-1/4"	1	55
PCSN0150	1-1/2"	1	35
PCSN0200	2"	1	20

Copper 90° Street Elbow
FTG X P - LARGE



PCSN0250	2-1/2"	1	14
PCSN0300	3"	1	9
PCSN0400	4"	1	4

Copper Female 90° Elbow
P X FPT - SMALL



PFNL0012	1/2"	5	200
PFNL0034	3/4"	5	120
PFNL0001	1"	1	60
PFNL0114	1-1/4"	1	45
PFNL0112	1-1/2"	1	25
PFNL0002	2"	1	15

Copper Male 90° Elbow
P X MPT - SMALL



PMNL0012	1/2"	5	200
PMNL0034	3/4"	5	120
PMNL0001	1"	1	65
PMNL0114	1-1/4"	1	45
PMNL0112	1-1/2"	1	25
PMNL0002	2"	1	15

Copper Reducer Coupling
REDUCER - P X P - SMALL



PCRC3412	3/4" X 1/2"	10	300
PCRC1012	1" X 1/2"	10	200
PCRC1034	1" X 3/4"	10	200
PCRC1145	1-1/4" X 1/2"	1	100
PCRC1134	1-1/4" X 3/4"	1	80
PCRC1110	1-1/4" X 1"	1	80
PCRC1125	1-1/2" X 1/2"	1	70
PCRC1534	1-1/2" X 3/4"	1	70
PCRC1510	1-1/2" X 1"	1	70
PCRC1511	1-1/2" X 1-1/4"	1	60
PCRC2000	2" X 1/2"	1	50
PCRC2034	2" X 3/4"	1	50
PCRC2010	2" X 1"	1	50
PCRC2011	2" X 1-1/4"	1	40
PCRC2015	2" X 1-1/2"	1	40

sales@everflowsupplies.com · 908-436-1100 · fax: 908-436-1162

PRESS COPPER FITTINGS

ASTM B88, Certified to NSF/ANSI 61 and 372

Copper Reducer Coupling
P X P - LARGE



PART #	SIZE	INNER	OUTER
PCRC2510	2-1/2" X 1"	1	40
PCRC2511	2-1/2" X 1-1/4	1	40
PCRC2515	2-1/2" X 1-1/2"	1	40
PCRC2520	2-1/2" X 2"	1	30
PCRC3015	3" X 1-1/2"	1	24
PCRC3020	3" X 2"	1	24
PCRC3025	3" X 2-1/2"	1	24
PCRC4020	4" X 2"	1	10
PCRC4212	4" X 2-1/2"	1	10
PCRC4030	4" X 3"	1	10

Copper Coupling
WITH STOP - P X P - SMALL



PPRC0012	1/2"	10	550
PPRC0034	3/4"	10	260
PPRC0100	1"	5	170
PPRC0114	1-1/4"	1	80
PPRC0112	1-1/2"	1	50
PPRC0200	2"	1	35

Copper Coupling
WITH STOP - P X P - LARGE



PPRC0212	2-1/2"	1	32
PPRC0300	3"	1	18
PPRC0400	4"	1	12

Copper Fitting Reducer
FTG X P - SMALL



FPRC3412	3/4" X 1/2"	10	400
FPRC1012	1" X 1/2"	10	300
FPRC1034	1" X 3/4"	10	240
FPRC1112	1-1/4" X 1/2"	5	180
FPRC1134	1-1/4" X 3/4"	5	170
FPRC1110	1-1/4" X 1"	5	150
FPRC1512	1-1/2" X 1/2"	5	130
FPRC1534	1-1/2" X 3/4"	1	70
FPRC1510	1-1/2" X 1"	1	70
FPRC1511	1-1/2" X 1-1/4"	1	70
FPRC2012	2" X 1/2"	1	50
FPRC2034	2" X 3/4"	1	50
FPRC2010	2" X 1"	1	50
FPRC2011	2" X 1-1/4"	1	50
FPRC2015	2" X 1-1/2"	1	40

Copper Fitting Reducer
FTG X P - LARGE



PART #	SIZE	INNER	OUTER
FPRC2510	2-1/2" X 1"	1	40
FPRC2511	2-1/2" X 1-1/4"	1	40
FPRC2515	2-1/2" X 1-1/2"	1	40
FPRC2520	2-1/2" X 2"	1	35
FPRC3014	3" X 1-1/4"	1	25
FPRC3015	3" X 1-1/2"	1	24
FPRC3020	3" X 2"	1	24
FPRC3025	3 X 2-1/2"	1	24
FPRC4020	4" X 2"	1	12
FPRC4025	4" X 2-1/2"	1	10
FPRC4030	4" X 3"	1	10

Copper Coupling
WITHOUT STOP - EXTENDED



PPXL0012	1/2"	5	250
PPXL0034	3/4"	5	150
PPXL0100	1"	5	100
PPXL0125	1-1/4"	1	60
PPXL0150	1-1/2"	1	40
PPXL0200	2"	1	27

Copper Coupling
WITHOUT STOP - SHORT - SMALL



PPCL0012	1/2"	10	450
PPCL0034	3/4"	10	260
PPCL0100	1"	5	170
PPCL0125	1-1/4"	1	80
PPCL0150	1-1/2"	1	50
PPCL0200	2"	1	35

Copper Coupling
WITHOUT STOP - SHORT - LARGE



PPCL0250	2-1/2"	1	32
PPCL0300	3"	1	18
PPCL0400	4"	1	12

Copper Press Cross Over
P X P - SMALL



PPCR0012	1/2"	10	-
PPCR0034	3/4"	10	100

Copper Street Cross Over
FPT X P - SMALL



FPCR0012	1/2"	10	-
FPCR0034	3/4"	10	-

PRESS COPPER FITTINGS

ASTM B88, Certified to NSF/ANSI 61 and 372

Buy American Act & the American Recovery and Reinvestment Act

Copper 150lb. Dielectric Flange
P X P - SMALL



PART #	SIZE	INNER	MASTER
PABP0100	1"	1	-
PABP0114	1-1/4"	1	-
PABP0112	1-1/2"	1	-
PABP0200	2"	1	-

Copper 150lb. Dielectric Flange
P X P - LARGE



PABP0212	2-1/2"	1	4
PABP0300	3"	1	3
PABP0400	4"	1	3

Copper Female Outlet Tee
P X P X FPT - SMALL



PPFT0012	1/2"	5	-
PPFT0034	3/4"	5	80
PPFT0001	1"	5	60
PPFT0114	1-1/4"	1	40
PPFT0112	1-1/2"	1	-

Copper Female Outlet Tee
REDUCING P X P X FPT - SMALL



PPFT3431	3/4" X 3/4" X 1/4"	5	-
PPFT3412	3/4" X 3/4" X 1/2"	5	100
PPFT1112	1" X 1" X 1/2"	5	80
PPFT1134	1" X 1" X 3/4"	5	70
PPFT1412	1-1/4" X 1-1/4" X 1/2"	1	-
PPFT1434	1-1/4" X 1-1/4" X 3/4"	1	-
PPFT1212	1-1/2" X 1-1/2" X 1/2"	1	32
PPFT1213	1-1/2" X 1-1/2" X 3/4"	1	-
PPFT2212	2" X 2" X 1/2"	1	-
PPFT2234	2" X 2" X 3/4"	1	20

Copper Female Outlet Tee
REDUCING P X P X FPT - LARGE



PPFT2513	2-1/2" X 2-1/2" X 3/4"	1	-
PPFT3033	3" X 3" X 3/4"	1	-
PPFT4043	4" X 4" X 3/4"	1	-

Copper Tee
P X P X P - SMALL



PART #	SIZE	INNER	OUTER
PCTE0012	1/2"	10	200
PCTE0034	3/4"	10	120
PCTE0100	1"	5	70
PCTE0125	1-1/4"	1	45
PCTE0150	1-1/2"	1	25
PCTE0200	2"	1	15

Copper Tee
P X P X P - LARGE



PCTE0250	2-1/2"	1	10
PCTE0300	3"	1	7
PCTE0400	4"	1	4

Copper Tee
REDUCING - P X P X P - SMALL



PCRT1201	1/2" X 1/2" X 3/4"	10	140
PCRT1202	1/2" X 1/2" X 1"	5	60
PCRT3401	3/4" X 3/4" X 1/2"	10	140
PCRT3402	3/4" X 3/4" X 1"	5	60
PCRT3403	3/4" X 1/2" X 1/2"	10	150
PCRT3404	3/4" X 1/2" X 3/4"	5	120
PCRT1008	1/2" X 1/2" X 3/4"	5	80
PCRT1007	1" X 1/2" X 1"	5	80
PCRT1006	1" X 3/4" X 1/2"	5	100
PCRT1005	1" X 3/4" X 3/4"	5	100
PCRT1004	1" X 3/4" X 1"	5	70
PCRT1001	1" X 1" X 1/2"	5	100
PCRT1002	1" X 1" X 3/4"	5	80
PCRT1003	1" X 1" X 1-1/4"	1	70
PCRT1104	1-1/4" X 1/2" X 1-1/4"	1	40
PCRT1105	1-1/4" X 3/4" X 1/2"	1	50
PCRT1106	1-1/4" X 3/4" X 3/4"	1	50
PCRT1107	1-1/4" X 3/4 X 1"	1	50
PCRT1108	1-1/4" X 3/4" X 1-1/4"	1	40
PCRT1109	1-1/4" X 1" X 1/2"	1	50
PCRT1110	1-1/4" X 1" X 3/4"	1	45
PCRT1111	1-1/4" X 1" X 1"	1	50
PCRT1112	1-1/4" X 1" X 1-1/4"	1	-
PCRT1101	1-1/4" X 1-1/4" X 1/2"	1	60
PCRT1102	1-1/4" X 1-1/4" X 3/4"	1	55
PCRT1103	1-1/4" X 1-1/4" X 1"	1	50
PCRT1511	1-1/2" X 1/2" X 1-1/2"	1	25
PCRT1512	1-1/2" X 3/4" X 3/4"	1	-
PCRT1505	1-1/2" X 1" X 3/4"	1	30
PCRT1506	1-1/2" X 1" X 1"	1	30
PCRT1507	1-1/2" X 1" X 1-1/2"	1	25
PCRT1508	1-1/2" X 1-1/4" X 3/4"	1	35
PCRT1509	1-1/2" X 1-1/4" X 1"	1	25
PCRT1510	1-1/2" X 1-1/4" X 1-1/4"	1	30

PRESS COPPER FITTINGS

ASTM B88, Certified to NSF/ANSI 61 and 372

Copper Tee
REDUCING - P X P X P - SMALL



PART #	SIZE	INNER	OUTER
PCRT1501	1-1/2" X 1-1/2" X 1/2"	1	40
PCRT1502	1-1/2" X 1-1/2" X 3/4"	1	35
PCRT1503	1-1/2" X 1-1/2" X 1"	1	35
PCRT1504	1-1/2" X 1-1/2" X 1-1/4"	1	30
PCRT1513	2" X 1/2" X 2"	1	-
PCRT2011	2" X 3/4" X 2"	1	-
PCRT2012	2" X 1" X 1"	1	20
PCRT2013	2" X 1" X 2"	1	15
PCRT2006	2" X 1-1/4" X 1-1/4"	1	20
PCRT2007	2" X 1-1/2" X 3/4"	1	20
PCRT2008	2" X 1-1/2" X 1"	1	20
PCRT2009	2" X 1-1/2" X 1-1/4"	1	20
PCRT2010	2" X 1-1/2" X 1-1/2"	1	16
PCRT2014	2" X 1-1/2" X 2"	1	16
PCRT2001	2" X 2" X 1/2"	1	25
PCRT2002	2" X 2" X 3/4"	1	25
PCRT2003	2" X 2" X 1"	1	23
PCRT2004	2" X 2" X 1-1/4"	1	20
PCRT2005	2" X 2" X 1-1/2"	1	16

Copper Tee
REDUCING - P X P X P - LARGE



PCRT2507	2-1/2" X 3/4" X 2-1/2"	1	10
PCRT2514	2-1/2" X 1" X 2-1/2"	1	10
PCRT2515	2-1/2" X 1-1/4" X 2-1/2"	1	8
PCRT2516	2-1/2" X 1-1/2" X 2"	1	8
PCRT2508	2-1/2" X 1-1/2" X 2-1/2"	1	8
PCRT2509	2-1/2" X 2" X 3/4"	1	15
PCRT2510	2-1/2" X 2" X 1"	1	15
PCRT2517	2-1/2" X 2" X 1-1/2"	1	12
PCRT2512	2-1/2" X 2" X 2"	1	10
PCRT2513	2-1/2" X 2" X 2-1/2"	1	10
PCRT2501	2-1/2" X 2-1/2" X 1/2"	1	18
PCRT2502	2-1/2" X 2-1/2" X 3/4"	1	18
PCRT2503	2-1/2" X 2-1/2" X 1"	1	16
PCRT2504	2-1/2" X 2-1/2" X 1-1/4"	1	15
PCRT2505	2-1/2" X 2-1/2" X 1-1/2"	1	12
PCRT2506	2-1/2" X 2-1/2" X 2"	1	12
PCRT3012	3" X 3/4" X 3"	1	6
PCRT3013	3" X 1" X 3"	1	7
PCRT3014	3" X 1-1/4" X 3"	1	-
PCRT3015	3" X 1-1/2" X 3"	1	6
PCRT3008	3" X 2" X 2"	1	9
PCRT3016	3" X 2" X 2-1/2"	1	-
PCRT3009	3" X 2" X 3"	1	6
PCRT3010	3" X 2-1/2" X 2"	1	8
PCRT3011	3" X 2-1/2" X 2-1/2"	1	-
PCRT3017	3" X 2-1/2" X 3"	1	-

COPPER REDUCING TEES CONTINUED

PART #	SIZE	INNER	OUTER
PCRT3001	3" X 3" X 1/2"	1	15
PCRT3002	3" X 3" X 3/4"	1	12
PCRT3003	3" X 3" X 1"	1	12
PCRT3004	3" X 3" X 1-1/4"	1	12
PCRT3005	3" X 3" X 1-1/2"	1	10
PCRT3006	3" x 3" x 2"	1	10
PCRT3007	3" X 3" X 2-1/2"	1	7
PCRT4009	4" X 3" X 2"	1	-
PCRT4010	4" X 3" X 3"	1	4
PCRT4001	4" X 4" X 1/2"	1	8
PCRT4002	4" X 4" X 3/4"	1	8
PCRT4003	4" X 4" X 1"	1	8
PCRT4004	4" X 4" X 1-1/4"	1	5
PCRT4005	4" X 4" X 1/2"	1	6
PCRT4006	4" X 4" X 2"	1	6
PCRT4007	4" X 4" X 2-1/2"	1	4
PCRT4008	4" X 4" X 3"	1	4

Lead Free Brass Male Union
P X P - SMALL



PPPU0012-NL	1/2"	1	-
PPPU0034-NL	3/4"	1	-
PPPU0100-NL	1"	1	-
PPPU0114-NL	1-1/4"	1	-
PPPU0112-NL	1-1/2"	1	-
PPPU0200-NL	2"	1	-

Lead Free Brass Male Union
P X M - SMALL



PPMU0012-NL	1/2"	1	-
PPMU0034-NL	3/4"	1	-
PPMU0001-NL	1"	1	-
PPMU0114-NL	1-1/4"	1	-
PPMU0112-NL	1-1/2"	1	-
PPMU0002-NL	2"	1	-

Lead Free Brass Female Union
P X F - SMALL



PPFU0012-NL	1/2"	1	-
PPFU0034-NL	3/4"	1	-
PPFU0001-NL	1"	1	-
PPFU0114-NL	1-1/4"	1	-
PPFU0112-NL	1-1/2"	1	-
PPFU0002-NL	2"	1	-

Lead Free Brass 90° Elbow
DROP EAR W/ WALL PLATE P X FPT



PFDL0012	1/2"	5	-
PFDL0034	3/4"	5	-

PRESS COPPER FITTINGS

ASTM B88, Certified to NSF/ANSI 61 and 372

Copper Press Manifolds

P X P



PART #	SIZE	INNER	MASTER
PCMO3112	1x1/2(3-open)	1	5
PCMO1112	1x1/2(1-open)	1	5
PCMO3113	1x3/4(3-open)	1	5
PCMO1113	1x3/4(1-open)	1	5

Pro Press Bronze Stiffener Insert

MACHINED BRONZE MATERIAL

- Fits into the end of standard 3/4" copper baseboard tubing
- Reinforce thin wall copper tubing for press connection on baseboard radiators



PART #	SIZE	INNER	MASTER
PCSA0034	3/4"	10	20

Accessories

Leak Detect EPDM O-Ring - small



PART #	SIZE	INNER	MASTER
ORLD0012	1/2"	3	3
ORLD0034	3/4"	3	3
ORLD0100	1"	3	3
ORLD0114	1-1/4"	3	3
ORLD0112	1-1/2"	3	3
ORLD0200	2"	3	3

EPDM O-Ring - Large



PART #	SIZE	INNER	MASTER
ORLD0212	2-1/2"	3	3
ORLD0300	3"	3	3
ORLD0400	4"	3	3

PRESS ENGINEERING DATA

PRODUCTS

Material

Tubing for use with JWPress fittings must conform to ASTM B75 or ASTM B88.
Copper and lead free copper alloy JWPress fittings conform to ASME B16.18,
ASME B16.22 or ASME B16.26.

Press Fitting: Copper and copper alloy press fittings conform to material requirements
of ASME B16.18 or ASME B16.22,
and performance criteria of IAPMO PS 117.

Sealing elements for press fittings are EPDM.
Sealing elements are factory installed or supplied by fitting manufacturer.

Integral Leak path design, assures leakage of liquids and/or gases from inside
the system past the sealing element of an unpressed connection.
This allows for quick and easy identification of connections
which have not been pressed prior to putting the system into operation.

All Threaded JWPress fittings, are manufactured with threads conforming to ASME B1.20.1.
All Hangers and supports used in Piping sytems
which include JWPress fittings must conform to MSS-SP-58.
and must be installed per local code.

Source Quality Control

All JWPress fittings, are listed by a third party agency to conform to NSF 61 Annex G.
All JWPress fittings have been tested and are compliant with CSA standards.
All JWPress fittings have been registered and assigned CRN numbers for use throughout canada.

EXECUTION

Examination

The installing contractor shall examine the copper tube and press fittings for apparent defects.
Visible defects should be cause rejection of use in installation.
Do not attempt to make filed repairs to fittings when a visible defect has been noted.
The installing contractor shall ensure that sealing elements are properly
in place and free from damage.
For Sizes 2-1/2" to 4", installer should ensure that the stainless steel grip ring is in place.

Preparation

A. Copper tubing shall be cut with a wheeled tubing cutter or
an approved copper tubing cutting tool.
The tubing shall be cut square to permit proper joining with the fittings.

B. Remove scale, slag, dirt and debris from inside and outside of tubing and fittings before assembly.
The tubing end shall be wiped clean and dry.
The burrs on the tubing shall be reamed with a deburring or reaming tool.

PRESS ENGINEERING DATA

Installation General Locations

Plans indicate general location and arrangement of piping systems.
Identified locations and arrangements are used to size tubing and calculate friction loss, expansion, pump sizing and other design considerations.
Install piping as indicated, except where deviations to layout are approved.

Installation

Pressure Rating: Install components having a pressure rating equal to or greater than the system operating pressure.

Install piping free of sags, bends and kinks.

Change in Direction: Install fittings for changes in direction and branch connections. Where approved, changes in direction may also be made by bending of Types K and L tube.

Solder Joints: Solder joints shall be made in accordance with ASTM B 828.
The temperature of the joint during soldering shall not be raised above the maximum temperature limitation of the flux.

Threaded Joints: Threaded joints shall have pipe joint compound or teflon tape applied to the male threads only. Tighten joint with a wrench and backup wrench as required.

Press connections: Copper and copper alloy press connections shall be made in accordance with the manufacturer's installation instructions. The tubing shall be fully inserted into the fitting and the tubing marked at the shoulder of the fitting. The fitting alignment shall be checked against the mark on the tubing to assure the tubing is fully engaged (inserted) in the fitting. The joints shall be pressed using the tool(s) approved by the manufacturer.

Pipe Protection: Provide protection against abrasion where copper tubing is in contact with other building members by wrapping with an approved tape, pipe insulation or otherwise suitable method of isolation.

Penetration Protection: Provide allowance for thermal expansion and contraction of copper tubing passing through a wall, floor, ceiling or partition by wrapping with an approved tape or pipe insulation or by installing through an appropriately sized sleeve.

Backfill Material: When using JWPress fittings protect against contact with cinders, refuse, stones,ash or other materials which can damage or break the tubing or promote corrosive action in any trench or excavation in which tubing is installed.

Install hangers for horizontal piping in accordance with MSS-SP-69 or the following maximum spacing and minimum rod sizes.

Vertical copper tubing shall be supported at each floor, unless otherwise specified by local building code.

To protect against galvanic corrosion, hangers and supports shall be either copper or vinyl coated, or insulated to prevent galvanic corrosion between the tubing and the supporting member.

PRESS ENGINEERING DATA

In seismic areas, copper tubing shall be installed to local code.

Copper tubing systems shall be identified in accordance with the requirements of ASME A13.1.

Field Quality Control

Air testing of system with JWPress
The copper tubing system shall be air tested for joint tightness. The piping system shall be pressurized with air to the maximum pressure of the system or to the code or standard required minimum for the required length of time. The system shall have no leaks at the rated pressure.

Water testing of piping system with JWPress
The copper tubing system shall be water tested for joint tightness. The piping system shall be filled with water. The system shall be pressurized to the maximum pressure and length of time required by the code or standard. The system shall have no leaks at the rated pressure.

Cleaning (Potable Water Systems)

Disinfection of piping system
The copper hot and cold water distribution system shall be disinfected prior to being placed in service. The system shall be disinfected in accordance with AWWA C651 or the following requirements:

The piping system shall be flushed with potable water until discolored water does not appear at any of the outlets.

The system shall then be filled with a water chlorine solution containing at least 50 parts per million of chlorine, and allowed to stand for 24 hours. Consult local code to ascertain if more stringent cleaning is required.

Following the standing time, the system shall be flushed with potable water.



PRESS INSTALLATION

PREPARATION

Source Quality Control

1. Use a rotary tube cutter to cut the copper tube and achieve a squared end.

2. Remove burrs from the end of the tube with a file. Make sure that the tube end is smooth and clean to avoid damaging the oring component of the press copper fitting.

3. Alternately, an off the shelf commercial tube end deburring tool may be available. Regardless of the method by which tube end is deburred, the smooth clean tube end is critical to the proper use of copper press fittings.

4. Identify the depth , using the size chart included, of the press fitting cup. Measure the tube from the end, marking it clearly at the desired insertion depth.
When inserting the tube into the press fitting cup, clearly seat the tube until you have reached the mark on the exterior of the tube. This ensures a proper seal of fitting and tube.



1 2 3 4

Nominal Pipe Size	1/2”	3/4”	1”	1 1/4”	1 1/2”	2”	2 1/2”	3”	4”
Insertion Depth(in)	3/4”(0.75”)	14/16”(0.9”)	14/16”(0.9”)	1”(1.02”)	1-7/16”(1.41”)	1-9/16”(1.56”)	1-6/8”(1.7”)	1-7/8”(1.85”)	2-1/8”(2.15”)

INSTALLATION INSTRUCTIONS

Small Size : 1/2" ~ 2"

For Types K, L and M Hard Copper Tubing in 1/2" to 2"
and Soft Copper Tubing in 1/2" to 1-1/4".
This product contains zero lead.

1. Check seal for correct fit. Do not use oils or lubricants.

2. Mark proper insertion depth as indicated by the JWPress Insertion Depth Chart. Improper insertion depth may result in improper seal.

3. While turning slightly, slide press fitting onto tubing to the marked depth.
Note: End of tubing must contact stop.

4. Open the jaw and place at right angles on the fitting. Visually check insertion depth using mark on tubing

5. Start pressing process and hold the trigger until the jaw has engaged the fitting.

6. After pressing, the jaw can be opened again.

⚠WARNING
Read and understand all instructions
for installing JWPress fittings.
Failure to follow all instructions may result
in extensive property damage and serious injury.

PRESS INSTALLATION


1


2


3


4


5


6

Large Size : 2-1/2" ~ 4"

For Types K, L and M Hard Copper Tubing in 2 1/2" to 4"

1. Check seal and grip ring for correct fit. Do not use oils or lubricants
2. Mark proper insertion depth as indicated by JW Press Insertion Depth Chart. Improper insertion depth may result in improper seal. While turning slightly, slide press fitting onto tubing to the marked depth. Note: End of tubing must contact stop.
3. Open ring and place at right angles on the fitting. Ring must be engaged on the fitting bead. Check insertion depth.
4. With actuator inserted into the tool, open the actuator as shown and connect ring
5. Place actuator onto ring and start pressing process. Hold the trigger until the actuator has engaged the ring. Keep extremities and foreign objects away from ring and actuator during pressing operation to prevent injury or incomplete press


1


2


3


4


5

Leak Testing:
Unpressed connections are located by pressurizing the system with air or water. When testing with water the proper pressure range is 15 psi to 85 psi maximum. Leak testing with air can be dangerous at high pressures. When testing with compressed air the proper pressure range is 1/2 psi to 45 psi maximum. Following a successful leak test, the system may be pressure tested up to 200psi if required by local code requirements or project specifications.

Pressing Space Limitation:

Press tool and jaw sets can be difficult to get into some tighter spaces. In these instances JWPress recommends that when possible, preassembly be done away from these space restrictions, and then installed to minimize potential for bad alignment of the pressing tools and jaws. For most press joints, use of the press tools and jaws will not pose spatial issues. The following guidelines are recommended for standard installations.

Small Diameter Pressing with Standard Jaw Clearance Requirements

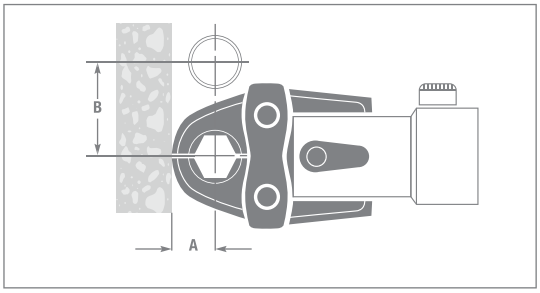

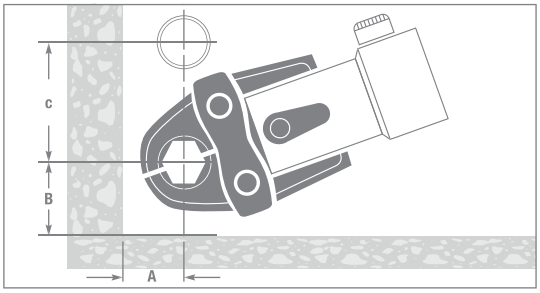

Tube Diameter	A minimum		B minimum	
	inch	mm	inch	mm
½"	¾	19	1⅝	41
¾"	⅞	22	2⅛	54
1"	1	26	2½	64
1¼"	1⅛	29	2⅞	73
1½"	1¾	45	3½	89
2"	2	51	4⅜	111

Tube Diameter	A minimum		B minimum		C minimum	
	inch	mm	inch	mm	inch	mm
½"	⅞	23	1⅜	35	2½	64
¾"	1	26	1½	38	2½	64
1"	1⅛	29	1¾	45	3	76
1¼"	1¼	32	2¼	57	3⅛	80
1½"	1⅞	48	1½	64	3¾	95
2"	2⅛	54	3⅛	80	5	127

Pressing with Compact Jaws Clearance Requirements

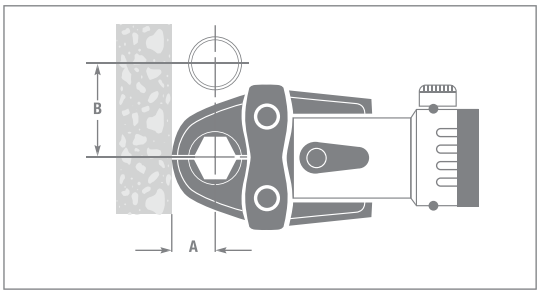

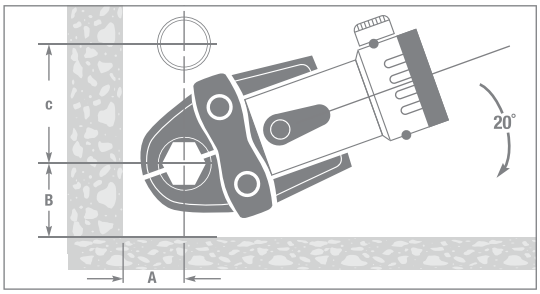

Tube Diameter	A minimum		B minimum	
	inch	mm	inch	mm
½"	¾	19	2	51
¾"	⅞	22	2⅜	60
1"	⅞	26	2⅝	67
1¼"	1⅛	28	3⅛	85

Tube Diameter	A minimum		B minimum		C minimum	
	inch	mm	inch	mm	inch	mm
½"	⅞	23	1⅜	35	2½	64
¾"	1	26	1½	38	2¾	70
1"	1⅛	29	1⅝	41	3	76
1¼"	1⅝	39	2⅛	53	3⅜	85

Large Diameter Pressing Requirements With Standard Press Ring

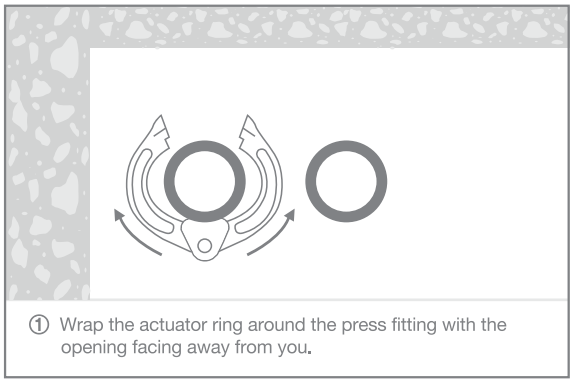

① Wrap the actuator ring around the press fitting with the opening facing away from you.

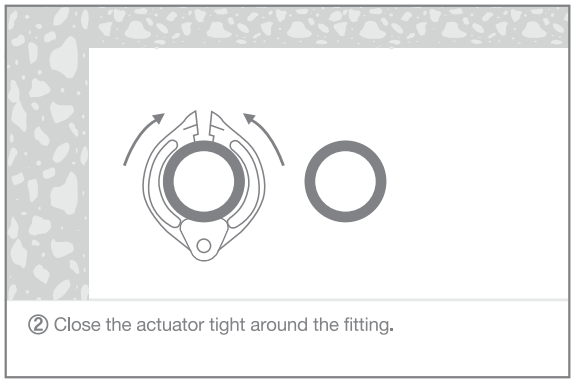

② Close the actuator tight around the fitting.



③ Rotate the actuator ring until the press jaw receptacle is facing toward you.

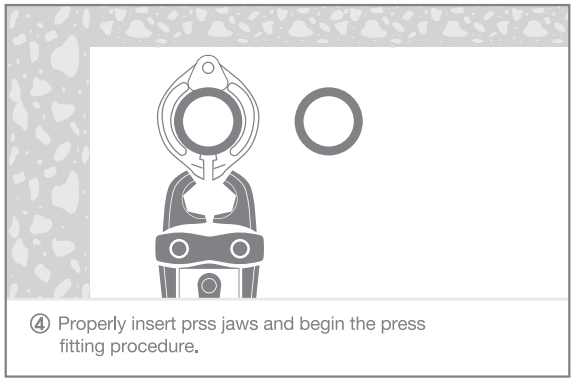

④ Properly insert prss jaws and begin the press fitting procedure.

Procedure for laying the copper press ring around the JWPress fitting with minimum space requirements.

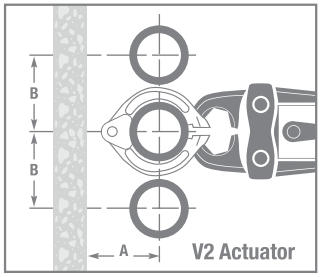

Tube Diameter	A in. (mm)	B in. (mm)
2½”	4⅛ (105)	6 (152)
3”	4⅜ (111)	7 (178)
4”	5 (127)	8 (203)

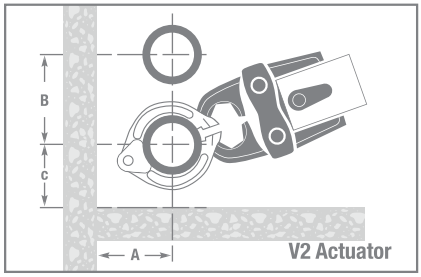

Tube Diameter	A in. (mm)	B in. (mm)	C in. (mm)
2½”	4⅛ (105)	6 (152)	4½ (114)
3”	4⅜ (111)	7 (178)	4⅞ (124)
4”	5 (127)	8 (203)	5¾ (146)

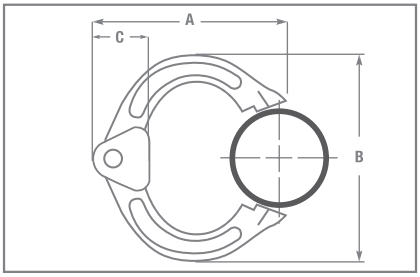

Tube Diameter	A in. (mm)	B in. (mm)	C in. (mm)
2½”	$6^{3/16}$(157)	$6^{15/16}$(176)	$2^{7/16}$(62)
3”	$7^{7/16}$(189)	$8^{13/16}$(224)	$2^{7/16}$(62)
4”	$8^{1/16}$(205)	$10^{7/16}$(265)	$2^{7/16}$(62)

EVERFLOW™

Press Forward.

EXCLUSIVE Product

PRESS CONNECT

new innovation



Sales & Support
Everflow Supplies Inc.
T: 908.436.1100
F:908.436.1162
sales@everflowsupplies.com

www.everflowsupplies.com

EVERFLOW®



COPPER FITTINGS

WROT COPPER & CAST BRASS

WROT COPPER FITTINGS

ASTM B75 Alloy C12200, Third-party certified to NSF/ANSI 61 and 372, ASME B16.22

MALE ADAPTERS
C X M



PART #	SIZE	INNER	OUTER
CCMA0018	1/8"	25	3000
CCMA0014	1/4"	25	1800
CCMA0038	3/8"	25	1000
CCMA0012	1/2"	25	700
CCMA0034	3/4"	25	300
CCMA0100	1"	10	160
CCMA0125	1-1/4"	120	120
CCMA0150	1-1/2"	70	70
CCMA0200	2"	45	45
CCMA0250	2-1/2"	25	25
CCMA0300	3"	16	16
CCMA0400	4"	5	5

MALE ADAPTERS
REDUCING C X M



CCMA1814	1/8" x 1/4"	1	1
CCMA3818	1/4" x 1/8"	1	1
CCMA3838	1/4" x 3/8"	25	1000
CCMA1412	1/4" x 1/2"	25	650
CCMA3814	3/8" x 1/4"	25	1000
CCMA0380	3/8" x 1/2"	25	700
CCMA0120	1/2" x 1/4"	25	1100
CCMA0121	1/2" x 3/8"	25	900
CCMA0122	1/2" x 3/4"	25	300
CCMA1201	1/2" x 1"	10	200
CCMA1258	1/2" x 5/8"	25	400
CCMA5812	5/8" x 1/2"	25	300
CCMA0340	3/4" x 1/2"	25	350
CCMA0341	3/4" x 1"	10	180
CCMA3414	3/4" x 1-1/4"	15	90
CCMA1012	1" x 1/2"	10	170
CCMA1001	1" x 3/4"	10	170
CCMA1002	1" x 1-1/4"	120	120
CCMA1003	1" x 1-1/2"	80	80
CCMA1434	1-1/4" x 3/4"	120	120
CCMA1141	1-1/4" x 1"	120	120
CCMA1251	1-1/4" x 1-1/2"	90	90
CCMA1121	1-1/2" x 1"	120	120
CCMA1124	1-1/2" x 1-1/4"	65	65
CCMA1122	1-1/2" x 2"	70	70
CCMA2114	2" x 1-1/4"	80	80
CCMA2112	2" x 1-1/2"	70	70
CCMA2122	2-1/2" x 2"	35	35

FEMALE ADAPTERS
C X F



PART #	SIZE	INNER	OUTER
CCFA0018	1/8"	25	2000
CCFA0014	1/4"	25	1600
CCFA0038	3/8"	25	900
CCFA0012	1/2"	25	450
CCFA0034	3/4"	25	250
CCFA0100	1"	10	120
CCFA0125	1-1/4"	90	90
CCFA0150	1-1/2"	70	70
CCFA0200	2"	40	40
CCFA0250	2-1/2"	20	20
CCFA0300	3"	16	16
CCFA0400	4"	1	5

FEMALE ADAPTERS
REDUCING C X F



CCFA1814	1/8" x 1/4"	25	1000
CCFA1438	1/4" x 3/8"	25	1000
CCFA3814	3/8" x 1/4"	25	1000
CCFA3812	3/8" x 1/2"	25	700
CCFA1218	1/2" x 1/8"	25	600
CCFA0120	1/2" x 1/4"	25	600
CCFA0121	1/2" x 3/8"	25	600
CCFA0122	1/2" x 3/4"	25	300
CCFA1210	1/2" x 1"	10	180
CCFA5812	5/8" x 1/2"	25	500
CCFA5834	5/8" x 3/4"	25	300
CCFA0340	3/4" x 1/2"	25	400
CCFA0341	3/4" x 1"	10	180
CCFA3414	3/4" x 1-1/4"	10	120
CCFA1000	1" x 1/2"	10	200
CCFA1001	1" x 3/4"	10	180
CCFA1114	1" x 1-1/4"	100	100
CCFA1143	1-1/4" x 3/4"	130	130
CCFA1141	1-1/4" x 1"	130	130
CCFA1411	1-1/4" x 1-1/2"	120	120
CCFA1121	1-1/2" x 1-1/4"	80	80
CCFA1122	1-1/2" x 2"	40	40
CCFA2112	2" x 1-1/2"	45	45

FITTING MALE ADAPTERS
FTG X M



FCMA0014	1/4"	25	1300
FCMA0038	3/8"	25	800
FCMA0012	1/2"	25	550
FCMA1234	1/2" X 3/4"	25	250
FCMA0034	3/4"	25	275
FCMA0100	1"	10	150
FCMA0114	1-1/4"	100	100
FCMA0112	1-1/2"	70	70
FCMA0200	2"	40	40

WROT COPPER FITTINGS

ASTM B75 Alloy C12200, Third-party certified to NSF/ANSI 61 and 372, ASME B16.22

FITTING FEMALE ADAPTERS
FTG X F



PART #	SIZE	INNER	OUTER
FTFA0018	1/8"	1	1
FTFA0014	1/4"	25	1600
FTFA0038	3/8"	25	900
FTFA0012	1/2"	25	600
FTFA1238	1/2" X 3/8"	25	750
FTFA1234	1/2" X 3/4"	25	300
FTFA0034	3/4"	25	250
FTFA0100	1"	10	160
FTFA0114	1-1/4"	100	100
FTFA0112	1-1/2"	85	85
FTFA0200	2"	45	45

COUPLING (SOCKET)
W/ ROLLED TUBE STOP C X C



CCRC0018	1/8"	25	3000
CCRC0014	1/4"	25	2500
CCRC0038	3/8"	25	1500
CCRC0012	1/2"	25	800
CCRC0058	5/8"	25	550
CCRC0034	3/4"	25	300
CCRC0078	7/8"	1	1
CCRC0100	1"	10	160
CCRC0114	1-1/4"	120	120
CCRC0112	1-1/2"	85	85
CCRC0200	2"	38	38
CCRC0212	2-1/2"	20	20
CCRC0300	3"	16	16
CCRC0312	3-1/2"	9	9
CCRC0400	4"	6	6
CCRC0600	6"	2	2

REDUCING COUPLING (SOCKET)
C X C



CCRC1418	1/4" x 1/8"	25	2500
CCRC3818	3/8" x 1/8"	25	1500
CCRC3814	3/8" x 1/4"	25	1500
CCRC1218	1/2" x 1/8"	25	1300
CCRC0121	1/2" x 1/4"	25	1100
CCRC0122	1/2" x 3/8"	25	1000
CCRC5814	5/8" x 1/4"	25	600
CCRC5838	5/8" x 3/8"	25	600
CCRC5812	5/8" x 1/2"	25	600
CCRC3414	3/4" x 1/4"	25	500
CCRC3438	3/4" x 3/8"	25	500
CCRC0342	3/4" x 1/2"	25	450
CCRC3458	3/4" x 5/8"	25	350
CCRC0138	1" x 3/8"	10	250
CCRC1001	1" x 1/2"	10	250
CCRC1002	1" x 3/4"	10	200

REDUCING COUPLING (CONTINUED)

PART #	SIZE	INNER	OUTER
CCRC1145	1-1/4" x 1/2"	180	180
CCRC1251	1-1/4" x 3/4"	140	140
CCRC1252	1-1/4" x 1"	130	130
CCRC1125	1-1/2" x 1/2"	100	100
CCRC1501	1-1/2" x 3/4"	1	100
CCRC1121	1-1/2" x 1"	100	100
CCRC1503	1-1/2" x 1-1/4"	80	80
CCRC2000	2" x 1/2"	80	80
CCRC2001	2" x 3/4"	80	80
CCRC2002	2" x 1"	70	70
CCRC2003	2" x 1-1/4"	70	70
CCRC2004	2" x 1-1/2"	70	70
CCRC2125	2-1/2" x 1"	45	45
CCRC2124	2-1/2" x 1-1/4"	45	45
CCRC2122	2-1/2" x 1-1/2"	30	30
CCRC2503	2-1/2" x 2"	35	35
CCRC3114	3" x 1-1/4"	1	1
CCRC3000	3" x 1-1/2"	28	28
CCRC3002	3" x 2-1/2"	28	28
CCRC3001	3" x 2"	28	28
CCRC3123	3-1/2" x 3"	1	1
CCRC4114	4" x 1-1/4"	10	10
CCRC4112	4" x 1-1/2"	10	10
CCRC4001	4" x 2"	12	12
CCRC4212	4" x 2-1/2"	10	10
CCRC0403	4" x 3"	10	10
CCRC4312	4" x 3-1/2"	1	1
CCRC6001	6" x 4"	2	2
CCRC6000	6" x 3"	2	2

COUPLING (SOCKET)
LESS TUBE STOP C X C



CCCL0018	1/8"	25	3000
CCCL0014	1/4"	25	2500
CCCL0038	3/8"	25	1500
CCCL0012	1/2"	25	800
CCCL0058	5/8"	25	550
CCCL0034	3/4"	25	300
CCCL0100	1"	10	160
CCCL0125	1-1/4"	120	120
CCCL0150	1-1/2"	85	85
CCCL0200	2"	38	38
CCCL0250	2-1/2"	20	20
CCCL0300	3"	16	16
CCCL0312	3-1/2"	1	1
CCCL0400	4"	6	6
CCCL0500	5"	1	1

WROT COPPER FITTINGS

ASTM B75 Alloy C12200, Third-party certified to NSF/ANSI 61 and 372, ASME B16.22

COUPLING (SOCKET)
W/ DIMPLE TUBE STOP C X C



PART #	SIZE	INNER	OUTER
CCCP0018	1/8"	25	3000
CCCP0014	1/4"	25	2500
CCCP0516	5/16" OD	25	2000
CCCP0038	3/8"	25	1500
CCCP0012	1/2"	25	800
CCCP0058	5/8"	25	550
CCCP0034	3/4"	25	300
CCCP0100	1"	10	160
CCCP0125	1-1/4"	120	120
CCCP0150	1-1/2"	85	85
CCCP0200	2"	38	38
CCCP0250	2-1/2"	20	20
CCCP0300	3"	16	16
CCCP0312	3-1/2"	1	1
CCCP0400	4"	6	6
CCCP0500	5"	3	3
CCCP0600	6"	2	2
CCCO0800	8"	2	2

CROSSOVER COUPLING

CCCC0050	1/2"	10	180

CAP



CTEC0018	1/8"	1	400
CTEC0014	1/4"	25	3000
CTEC0038	3/8"	25	2500
CTEC0012	1/2"	25	1400
CTEC0058	5/8"	25	1000
CTEC0034	3/4"	25	700
CTEC0100	1"	10	360
CTEC0125	1-1/4"	250	250
CTEC0150	1-1/2"	160	160
CTEC0200	2"	75	75
CTEC0250	2-1/2"	45	45
CTEC0300	3"	30	30
CTEC0312	3-1/2"	1	1
CTEC0400	4"	10	10
CTEC0600	6"	1	1

SUCTION LINE P-TRAP
C X C



CCSL0012	1/2"	1	1
CCSL0058	5/8"	1	70
CCSL0034	3/4"	15	15
CCSL0100	1"	12	15
CCSL0114	1-1/4"	1	1
CCSL0112	1-1/2"	1	1
CCSL0200	2"	1	1

90° SHORT TURN ELBOW
C X C



PART #	SIZE	INNER	OUTER
CCLN0018	1/8"	25	2000
CCLN0025	1/4"	25	2000
CCLN0038	3/8"	25	1000
CCLN0012	1/2"	25	650
CCLN0058	5/8"	25	350
CCLN0034	3/4"	25	250
CCLN0078	7/8"	1	1
CCLN0100	1"	10	120
CCLN0125	1-1/4"	80	80
CCLN0150	1-1/2"	50	50
CCLN0200	2"	20	20
CCLN0250	2-1/2"	10	10
CCLN0300	3"	8	8
CCLN0312	3-1/2"	1	1
CCLN0400	4"	3	3
CCLN0500	5"	1	1
CCLN0600	6"	1	1
CCLN0800	8"	1	1

90° SHORT TURN ELBOW
REDUCING C X C



CCRN0340	3/8" x 1/4"	25	850
CCRN1214	1/2" x 1/4"	25	450
CCRN1000	1/2" x 3/8"	25	500
CCRN5812	5/8" x 1/2"	1	1
CCRN3412	3/4" x 1/2"	10	200
CCRN3458	3/4" x 5/8"	1	1
CCRN0112	1" x 1/2"	10	100
CCRN0134	1" x 3/4"	10	80
CCRN1434	1-1/4" x 3/4"	60	60
CCRN1250	1-1/4" x 1"	50	50
CCRN1124	1-1/2" x 1-1/4"	38	38
CCRN5112	2" x 1-1/2"	18	18

90° LONG TURN ELBOW
C X C



CCLT0018	1/8"	25	2500
CCLT0014	1/4"	25	1300
CCLT0038	3/8"	25	800
CCLT0012	1/2"	25	500
CCLT0058	5/8"	25	250
CCLT0034	3/4"	10	180
CCLT0100	1"	10	80
CCLT0112	1-1/2"	30	30
CCLT0114	1-1/4"	45	45
CCLT0200	2"	15	15
CCLT0212	2-1/2"	8	8
CCLT0300	3"	5	5
CCLT0312	3-1/2"	1	1
CCLT0400	4"	1	1

WROT COPPER FITTINGS

ASTM B75 Alloy C12200, Third-party certified to NSF/ANSI 61 and 372, ASME B16.22

90° LONG TURN ELBOW
REDUCING C X C



PART #	SIZE	INNER	OUTER
CCLT1418	1/4" x 1/8"	1	1
CCLT3814	3/8" x 1/4"	1	1
CCLT1238	1/2" x 3/8"	1	1
CCLT5812	5/8" x 1/2"	1	1
CCLT3438	3/4" x 3/8"	1	1
CCLT3412	3/4" x 1/2"	1	50
CCLT3458	3/4" x 5/8"	1	1
CCLT0134	1" x 3/4"	1	1
CCLT1434	1-1/4" x 3/4"	1	10
CCLT1141	1-1/4" x 1"	1	1
CCLT1121	1-1/2" x 1"	1	5
CCLT1214	1-1/2" x 1-1/4"	1	1
CCLT2112	2" x 1-1/2"	1	1
CCLT2122	2-1/2" x 2"	1	1

90° SHORT TURN STREET ELBOW
FTG X C



CCSN0014	1/4"	25	2000
CCSN0038	3/8"	25	1000
CCSN0012	1/2"	25	650
CCSN0058	5/8"	25	350
CCSN0034	3/4"	25	250
CCSN0100	1"	10	120
CCSN0125	1-1/4"	80	80
CCSN0150	1-1/2"	50	50
CCSN0200	2"	20	20
CCSN0250	2-1/2"	10	10
CCSN0300	3"	8	8
CCSN0312	3-1/2"	1	1
CCSN0400	4"	3	3

90° LONG TURN STREET ELBOW
FTG X C



CLTS0018	1/8"	25	3000
CLTS0014	1/4"	25	1500
CLTS0038	3/8"	25	800
CLTS0012	1/2"	25	500
CLTS0058	5/8"	25	250
CLTS0034	3/4"	10	180
CLTS0100	1"	10	80
CLTS0114	1-1/4"	45	45
CLTS0112	1-1/2"	30	30
CLTS0200	2"	15	15
CLTS0212	2-1/2"	8	8
CLTS0300	3"	5	5
CLTS0312	3-1/2"	1	1
CLTS0400	4"	1	1

45° ELBOW
C X C



PART #	SIZE	INNER	OUTER
CCLF0018	1/8"	1	1
CCLF0014	1/4"	25	2500
CCLF0038	3/8"	25	1200
CCLF0012	1/2"	25	650
CCLF0058	5/8"	25	400
CCLF0034	3/4"	25	250
CCLF0100	1"	10	120
CCLF0125	1-1/4"	80	80
CCLF0150	1-1/2"	50	50
CCLF0200	2"	20	20
CCLF0250	2-1/2"	12	12
CCLF0300	3"	8	8
CCLF0312	3-1/2"	1	1
CCLF0400	4"	3	3
CCLF0500	5"	1	1
CCLF0600	6"	1	1
CCLF0800	8"	1	1

45° STREET ELBOW
FTG X C



CCSF0014	1/4"	25	2000
CCSF0038	3/8"	25	1200
CCSF0012	1/2"	25	650
CCSF0058	5/8"	25	400
CCSF0034	3/4"	25	250
CCSF0100	1"	10	120
CCSF0125	1-1/4"	80	80
CCSF0150	1-1/2"	50	50
CCSF0200	2"	20	20
CCSF0250	2-1/2"	12	12
CCSF0300	3"	8	8
CCSF0400	4"	3	3
CCSF0600	6"	1	1

RETURN BEND
C X C



CCRB0012	3/8" (1-1/2" CL)	1	1
CCRB2116	1/2" (1-1/2" CL)	1	100
CCRB2118	3/4" (2-1/2" CL)	1	80
CCRB2120	1" (3" CL)	1	450
CCRB2121	1-1/4" (4" CL)	1	25

90° LONG TURN STREET ELBOW
FTG X FTG

LTSE0200	2"	1	1

WROT COPPER FITTINGS

ASTM B75 Alloy C12200, Third-party certified to NSF/ANSI 61 and 372, ASME B16.22

FLUSH BUSHING
FTG X C



PART #	SIZE	INNER	OUTER
FCFB1418	1/4" x 1/8"	25	4000
FCFB3818	3/8" x 1/8"	1	1
FCFB3814	3/8" x 1/4"	25	2500
FCFB1214	1/2" x 1/4"	25	1700
FCFB1238	1/2" x 3/8"	25	1700
FCFB5814	5/8" x 1/4"	1	1
FCFB5812	5/8" x 1/2"	25	500
FCFB3414	3/4" x 1/4"	1	1
FCFB3438	3/4" x 3/8"	25	500
FCFB0340	3/4" x 1/2"	25	650
FCFB3458	3/4" x 5/8"	25	700
FCFB0112	1" x 1/2"	10	350
FCFB0158	1" x 5/8"	10	300
FCFB0134	1" x 3/4"	10	330
FCFB1434	1-1/4" x 3/4"	250	250
FCFB1141	1-1/4" x 1"	250	250
FCFB1124	1-1/2" x 1-1/4"	1	1
FCFB2112	2" x 1-1/2"	60	60

FLUSH BUSHING
FTG X F



FTFF1218	1/2" x 1/8"	25	1800

FITTING REDUCER
FTG X C



FCRC2518	1/4" x 1/8"	25	2500
FCRC3818	3/8" x 1/8"	25	2000
FCRC3814	3/8" x 1/4"	25	2000
FCRC1214	1/2" x 1/4"	25	1000
FCRC1238	1/2" x 3/8"	25	1000
FCRC5814	5/8" x 1/4"	25	800
FCRC5838	5/8" x 3/8"	25	700
FCRC5812	5/8" x 1/2"	25	600
FCRC7538	3/4" x 1/4"	25	500
FCRC3438	3/4" x 3/8"	25	500
FCRC0342	3/4" x 1/2"	25	500
FCRC3458	3/4" x 5/8"	25	500
FCRC0138	1" x 3/8"	10	250
FCRC0112	1" x 1/2"	10	250
FCRC0158	1" x 5/8"	10	200
FCRC1002	1" x 3/4"	10	200
FCRC1250	1-1/4" x 1/2"	150	150
FCRC1251	1-1/4" x 3/4"	150	150
FCRC1252	1-1/4" x 1"	150	150
FCRC1112	1-1/2" x 1/2"	130	130
FCRC1500	1-1/2" x 3/4"	110	110
FCRC1501	1-1/2" x 1"	100	100
FCRC1502	1-1/2" x 1-1/4"	100	100

FITTING REDUCER (CONTINUED)

PART #	SIZE	INNER	OUTER
FCRC2004	2" x 1/2"	80	80
FCRC2001	2" x 3/4"	55	55
FCRC2002	2" x 1"	57	57
FCRC2003	2" x 1-1/4"	50	50
FCRC2112	2" x 1-1/2"	50	50
FCRC2121	2-1/2" x 1"	55	55
FCRC2124	2-1/2" x 1-1/4"	48	48
FCRC2502	2-1/2" x 1-1/2"	45	45
FCRC2503	2-1/2" x 2"	45	45
FCRC3114	3" x 1-1/4"	24	24
FCRC3112	3" x 1-1/2"	20	20
FCRC3002	3" x 2"	1	1
FCRC3003	3" x 2-1/2"	1	1
FCRC3122	3-1/2" x 2"	1	1
FCRC0402	4" x 1-1/4"	1	1
FCRC4000	4" x 2"	12	12
FCRC4001	4" x 2-1/2"	10	10
FCRC4002	4" x 3"	10	10
FCRC4312	4" x 3-1/2"	1	1
FCRC0504	5" x 4"	4	4
FCRC4003	6" x 3"	1	3
FCRC4004	6" x 4"	1	1

TEE
C X C X C



CCTE0018	1/8"	25	2500
CCTE0014	1/4"	25	1300
CCTE0038	3/8"	25	800
CCTE0012	1/2"	25	400
CCTE0058	5/8"	25	200
CCTE0034	3/4"	10	140
CCTE0100	1"	10	70
CCTE0125	1-1/4"	45	45
CCTE0150	1-1/2"	25	25
CCTE0200	2"	14	14
CCTE0250	2-1/2"	9	9
CCTE0300	3"	5	5
CCTE0312	3-1/2"	1	1
CCTE0400	4"	2	2
CCTE0600	6"	1	1

REDUCING TEE
C X C X C



CCRT1814	1/8" x 1/8" x 1/4"	1	1
CCRT2518	1/4" x 1/8" x 1/8"	25	1500
CCRT1184	1/4" x 1/8" x 1/4"	1	1
CCRT2525	1/4" x 1/4" x 1/8"	25	1300
CCRT1418	1/4" x 1/4" x 3/8"	1	1
CCRT1412	1/4" x 1/4" x 1/2"	25	500
CCRT1838	3/8" x 1/8" x 3/8"	1	1
CCRT1438	3/8" x 1/4" x 1/8"	1	1
CCRT1414	3/8" x 1/4" x 1/4"	25	700

WROT COPPER FITTINGS

ASTM B75 Alloy C12200, Third-party certified to NSF/ANSI 61 and 372, ASME B16.22

REDUCING TEE (CONTINUED)

PART #	SIZE	INNER	OUTER
CCRT3838	3/8" x 1/4" x 3/8"	1	1
CCRT3818	3/8" x 3/8" x 1/8"	25	700
CCRT3814	3/8" x 3/8" x 1/4"	25	800
CCRT3812	3/8" x 3/8" x 1/2"	25	400
CCRT1214	1/2" x 1/4" x 1/4"	1	1
CCRT1243	1/2" x 1/4" x 1/2"	25	400
CCRT1234	1/2" x 3/8" x 1/4"	1	1
CCRT1233	1/2" x 3/8" x 3/8"	25	450
CCRT1231	1/2" x 3/8" x 1/2"	25	400
CCRT1218	1/2" x 1/2" x 1/8"	25	550
CCRT0121	1/2" x 1/2" x 1/4"	25	500
CCRT1213	1/2" x 1/2" x 3/8"	25	500
CCRT1212	1/2" x 1/2" x 5/8"	1	1
CCRT0123	1/2" x 1/2" x 3/4"	10	240
CCRT1210	1/2" x 1/2" x 1"	10	80
CCRT5838	5/8" x 3/8" x 3/8"	-	-
CCRT5382	5/8" x 3/8" x 1/2"	-	-
CCRT3858	5/8" x 3/8" x 5/8"	1	1
CCRT1238	5/8" x 1/2" x 3/8"	1	1
CCRT5805	5/8" x 1/2" x 1/2"	25	250
CCRT5814	5/8" x 5/8" x 1/4"	1	350
CCRT5812	5/8" x 5/8" x 1/2"	25	250
CCRT5834	5/8" x 5/8" x 3/4"	1	1
CCRT3412	3/4" x 3/8" x 1/2"	1	1
CCRT3424	3/4" x 1/2" x 1/4"	-	-
CCRT0340	3/4" x 1/2" x 1/2"	10	200
CCRT3455	3/4" x 1/2" x 5/8"	-	-
CCRT0341	3/4" x 1/2" x 3/4"	10	150
CCRT3414	3/4" x 3/4" x 1/4"	10	250
CCRT3438	3/4" x 3/4" x 3/8"	10	250
CCRT0344	3/4" x 3/4" x 1/2"	10	200
CCRT3458	3/4" x 3/4" x 5/8"	10	150
CCRT0345	3/4" x 3/4" x 1"	10	90
CCRT1000	1" x 1/2" x 1/2"	10	100
CCRT1001	1" x 1/2" x 3/4"	10	100
CCRT1002	1" x 1/2" x 1"	10	80
CCRT1003	1" x 3/4" x 1/2"	10	100
CCRT0134	1" x 3/4" x 5/8"	1	1
CCRT1004	1" x 3/4" x 3/4"	10	80
CCRT1005	1" x 3/4" x 1"	10	70
CCRT1138	1" x 1" x 3/8"	10	120
CCRT1112	1" x 1" x 1/2"	10	100
CCRT1158	1" x 1" x 5/8"	10	70
CCRT1007	1" x 1" x 3/4"	10	90
CCRT1125	1" x 1" x 1-1/4"	50	50
CCRT1006	1" x 1" x 1-1/2"	30	30
CCRT1244	1-1/4" x 1/2" x 1/2"	95	95
CCRT1250	1-1/4" x 1/2" x 1-1/4"	50	50
CCRT1251	1-1/4" x 3/4" x 1/2"	70	70
CCRT1252	1-1/4" x 3/4" x 3/4"	72	72
CCRT1253	1-1/4" x 3/4" x 1"	60	60
CCRT1254	1-1/4" x 3/4" x 1-1/4"	45	45
CCRT1255	1-1/4" x 1" x 1/2"	75	75
CCRT1256	1-1/4" x 1" x 3/4"	60	60

REDUCING TEE (CONTINUED)

PART #	SIZE	INNER	OUTER
CCRT1257	1-1/4" x 1" x 1"	55	55
CCRT1258	1-1/4" x 1" x 1-1/4"	45	45
CCRT1259	1-1/4" x 1-1/4" x 3/8"	1	160
CCRT1144	1-1/4" x 1-1/4" x 1/2"	80	80
CCRT1260	1-1/4" x 1-1/4" x 3/4"	70	70
CCRT1261	1-1/4" x 1-1/4" x 1"	60	60
CCRT1444	1-1/4" x 1-1/4" x 1-1/2"	25	25
CCRT1222	1-1/4" x 1-1/4" x 2"	15	15
CCRT1501	1-1/2" x 1/2" x 1"	35	35
CCRT1500	1-1/2" x 1/2" x 1-1/2"	35	35
CCRT1520	1-1/2" x 3/4" x 1/2"	45	45
CCRT1502	1-1/2" x 3/4" x 3/4"	50	50
CCRT1512	1-1/2" x 3/4" x 1"	50	50
CCRT1521	1-1/2" x 3/4" x 1-1/4"	35	35
CCRT1505	1-1/2" x 3/4" x 1-1/2"	35	35
CCRT1506	1-1/2" x 1" x 1/2"	45	45
CCRT1507	1-1/2" x 1" x 3/4"	50	50
CCRT1508	1-1/2" x 1" x 1"	35	35
CCRT1509	1-1/2" x 1" x 1-1/4"	35	35
CCRT1510	1-1/2" x 1" x 1-1/2"	30	30
CCRT1503	1-1/2" x 1-1/4" x 1/2"	50	50
CCRT1514	1-1/2" x 1-1/4" x 3/4"	50	50
CCRT1513	1-1/2" x 1-1/4" x 1"	40	40
CCRT1504	1-1/2" x 1-1/4" x 1-1/4"	35	35
CCRT1565	1-1/2" x 1-1/4" x 1-1/2"	40	40
CCRT1516	1-1/2" x 1-1/2" x 1/2"	50	50
CCRT1517	1-1/2" x 1-1/2" x 3/4"	40	40
CCRT1518	1-1/2" x 1-1/2" x 1"	40	40
CCRT1519	1-1/2" x 1-1/2" x 1-1/4"	30	30
CCRT1220	1-1/2" x 1-1/2" x 2"	12	12
CCRT1525	2" x 1/2" x 2"	15	15
CCRT2001	2" x 3/4" x 2"	15	15
CCRT1522	2" x 1" x 1"	30	30
CCRT1523	2" x 1" x 1-1/2"	18	18
CCRT1524	2" x 1" x 2"	18	18
CCRT1530	2" x 1-1/4" x 3/4"	30	30
CCRT1528	2" x 1-1/4" x 1"	24	24
CCRT2006	2" x 1-1/4" x 1-1/4"	25	25
CCRT1529	2" x 1-1/4" x 1-1/2"	20	20
CCRT2008	2" x 1-1/4" x 2"	15	15
CCRT2013	2" x 1-1/2" x 1/2"	30	30
CCRT1527	2" x 1-1/2" x 3/4"	30	30
CCRT2011	2" x 1-1/2" x 1"	30	30
CCRT2012	2" x 1-1/2" x 1-1/4"	20	20
CCRT1526	2" x 1-1/2" x 1-1/2"	20	20
CCRT2014	2" x 1-1/2" x 2"	15	15
CCRT2015	2" x 2" x 1/2"	30	30
CCRT2016	2" x 2" x 3/4"	30	30
CCRT2017	2" x 2" x 1"	24	24
CCRT2018	2" x 2" x 1-1/4"	20	20
CCRT2019	2" x 2" x 1-1/2"	15	15
CCRT1531	2" x 2" x 2-1/2"	7	7
CCRT2500	2-1/2" x 3/4" x 2-1/2"	6	6
CCRT1534	2-1/2" x 1" x 2-1/2"	6	6

WROT COPPER FITTINGS

ASTM B75 Alloy C12200, Third-party certified to NSF/ANSI 61 and 372, ASME B16.22

REDUCING TEES (CONTINUED)

PART #	SIZE	INNER	OUTER
CCRT1536	2-1/2" x 1-1/4" x 1-1/4"	12	12
CCRT2502	2-1/2" x 1-1/4" x 2-1/2"	10	10
CCRT1532	2-1/2" x 1-1/2" x 1-1/2"	10	10
CCRT1533	2-1/2" x 1-1/2" x 2"	10	10
CCRT1535	2-1/2" x 1-1/2" x 2-1/2"	6	6
CCRT1538	2-1/2" x 2" x 1/2"	20	20
CCRT1543	2-1/2" x 2" x 3/4"	20	20
CCRT1537	2-1/2" x 2" x 1"	14	14
CCRT1540	2-1/2" x 2" x 1-1/4"	16	16
CCRT1539	2-1/2" x 2" x 1-1/2"	12	12
CCRT1541	2-1/2" x 2" x 2"	10	10
CCRT1542	2-1/2" x 2" x 2-1/2"	8	8
CCRT2512	2-1/2" x 2-1/2" x 1/2"	18	18
CCRT2511	2-1/2" x 2-1/2" x 3/4"	18	18
CCRT1544	2-1/2" x 2-1/2" x 1"	15	15
CCRT2514	2-1/2" x 2-1/2" x 1-1/4"	14	14
CCRT2510	2-1/2" x 2-1/2" x 1-1/2"	12	12
CCRT2515	2-1/2" x 2-1/2" x 2"	10	10
CCRT3112	3" x 1-1/2" x 3"	5	5
CCRT3211	3" x 2" x 1-1/2"	1	1
CCRT3003	3" x 2" x 2"	8	8
CCRT3222	3" x 2" x 2-1/2"	5	5
CCRT3005	3" x 2" x 3"	4	4
CCRT3212	3" x 2-1/2" x 3/4"	12	12
CCRT3221	3" x 2-1/2" x 1"	9	9
CCRT3225	3" x 2-1/2" x 1-1/2"	9	9
CCRT3006	3" x 2-1/2" x 2"	5	5
CCRT3007	3" x 2-1/2" x 2-1/2"	5	5
CCRT3122	3" x 2-1/2" x 3"	5	5
CCRT3312	3" x 3" x 1/2"	10	10
CCRT3010	3" x 3" x 3/4"	12	12
CCRT3011	3" x 3" x 1"	12	12
CCRT3314	3" x 3" x 1-1/4"	9	9
CCRT1545	3" x 3" x 1-1/2"	8	8
CCRT3014	3" x 3" x 2"	5	5
CCRT1546	3" x 3" x 2-1/2"	6	6
CCRT4000	4" x 2" x 4"	2	2
CCRT4001	4" x 2-1/2" x 4"	4	4
CCRT4003	4" x 3" x 2-1/2"	1	2
CCRT1547	4" x 3" x 3"	2	2
CCRT1548	4" x 3" x 4"	2	2
CCRT1550	4" x 4" x 1/2"	5	5
CCRT1553	4" x 4" x 3/4"	8	8
CCRT1549	4" x 4" x 1"	4	4
CCRT1552	4" x 4" x 1-1/4"	4	4
CCRT1551	4" x 4" x 1-1/2"	1	4
CCRT4011	4" x 4" x 2"	4	4
CCRT4012	4" x 4" x 2-1/2"	3	3
CCRT4013	4" x 4" x 3"	3	3
CCRT1557	6" x 6" x 2"	1	1
CCRT1558	6" x 6" x 3"	1	1
CCRT1559	6" x 6" x 4"	1	1
CCRT1560	8" x 8" x 4"	1	1

U-TYPE STRAP



PART #	SIZE	INNER	OUTER
TSLN0018	1/8"	25	2000
TSLN0014	1/4"	1	1
TSLN0038	3/8"	25	1500
TSLN0012	1/2"	25	1200
TSLN0058	5/8"	25	800
TSLN0034	3/4"	25	800
TSLN0100	1"	10	600
TSLN0125	1-1/4"	650	650
TSLN0150	1-1/2"	550	550
TSLN0200	2"	350	350

FITTING PLUG

FFTP0012	1/2"	25	1400
FFTP0034	3/4"	25	300
FFTP0100	1"	10	300

UNION

C X C

(C X M and C X F Unions are available in our cast copper section)



CCCU0038-NL	3/8"	25	500
CCCU0012-NL	1/2"	1	200
CCCU0034-NL	3/4"	1	100
CCCU0100-NL	1"	1	54
CCCU0114-NL	1-1/4"	1	40
CCCU0112-NL	1-1/2"	1	24
CCCU0200-NL	2"	1	12
CCCU2112-NL	2-1/2"	1	8
CCCU0300-NL	3"	1	6
CCCU2112*	2-1/2"	1	8
CCCU0300*	3"	1	6

*Denotes leaded item - Not for potable water use.

WROT COPPER FITTINGS

Product / Standard

Copper Pressure Fitting / Fittings are Manufactured to ASME B 16.22

Application

Water and general plumbing / Air conditioning and refrigeration service / medical gas system

Ranges and Features

Available in sizes 1/4" - 8".
Everflow Copper pressure fittings has been engineered for performance and backed by NSF Certification
Quality assured in accordance with ISO 9001:2008 KSA

Joining Material	Working Temperature (°F)	Maximum Gage Working Pressure for Standard Water Tube Size (PSI)			
		1/8 Through 1	1 1/4 Through 2	2 1/2 Through 4	5 Through 8
	100	200	175	150	135
Alley Sn50	150	150	125	100	90
50-50 Tin-lead solder	200	100	90	75	70
	250	85	75	50	45
	100	1090	850	705	660
Alloy Sb5	150	625	485	405	375
95-56 tin-antimony solder	200	505	395	325	305
	250	270	210	175	165
	100	710	555	460	430
	150	475	370	305	285
Alloy E	200	375	290	240	225
	250	320	250	205	195
	100	1035	805	670	625
	150	710	555	460	430
Alloy HB	200	440	345	285	265
	250	430	335	275	260

Joining materials melting pressure - temperature ratings consistent with the materials and procedures at or above 1,100 °F
Note: Alloy grade of joining material are based on ASTM B 32.

CAST BRASS FITTINGS

Lead Free Cast Brass (unless noted otherwise with *)

CAST BRASS ELBOW
C X M



PART #	SIZE	INNER	OUTER
CMNL0012-NL	1/2"	50	300
CMNL0034-NL	3/4"	30	180
CMNL0001-NL	1"	25	100
CMNL0114-NL	1-1/4"	1	30
CMNL0112-NL	1-1/2"	6	36
CMNL0002-NL	2"	3	18

CAST BRASS ELBOW
REDUCING C X M



CMNL1234-NL	1/2" X 3/4"	10	60
CMNL3412-NL	3/4" X 1/2"	25	200

CAST BRASS ELBOW
C X F



CCFL0012-NL	1/2"	25	200
CCFL0034-NL	3/4"	24	144
CCFL0001-NL	1"	25	75
CCFL0114-NL	1-1/4"	10	40
CCFL0112-NL	1-1/2"	1	25
CCFL0002-NL	2"	1	20

CAST BRASS ELBOW
REDUCING C X F



CCFL1238-NL	1/2" X 3/8"	25	200
CCFL1234-NL	1/2" X 3/4"	30	180
CCFL3412-NL	3/4" X 1/2"	30	180
CCFL3401-NL	3/4" X 1"	25	100
CCFL1012NL	1" X 1/2"	25	100
CCFL1034-NL	1" X 3/4"	25	100

CAST BRASS ELBOW
REDUCING C X C



CCCL1143-NL	1-1/4" X 3/4"	10	80

CAST BRASS FLANGED SINK ELBOW
C X F



CFFE0012-NL	1/2"	25	150

CAST BRASS DROP EAR TEE

CCCT0012-NL	1/2" C X C X C	25	150
CCFT0120-NL	1/2" C X C X F	25	150

CAST BRASS DROP EAR ELBOW
C X C



PART #	SIZE	INNER	OUTER
CCDL0012-NL	1/2"	25	350
CCDL0034-NL	3/4"	20	120
CCDL0001-NL	1"	20	120

CAST BRASS DROP EAR ELBOW
C X F



CFDL0012-NL	1/2"	45	270
CFDL0034-NL	3/4"	20	120
CFDL0001-NL	1"	20	80
CFDL0012*	1/2"	45	270
CFDL0034*	3/4"	20	120

CAST BRASS DROP EAR ELBOW
REDUCING C X F



CFDL1238-NL	1/2" X 3/8"	25	200
CFDL3412-NL	3/4" X 1/2"	20	120

CAST BRASS HI EAR ELBOW
C X F



CFHE0012-NL	1/2"	25	150
CFHE0034-NL	3/4"	25	75

CAST BRASS DRAIN W/ CAP
F X F X C



DCWC0012-NL	1/2"	25	300
DCWC0034-NL	3/4"	25	150
DCWC0100-NL	1"	10	100

CAST BRASS ELBOW W/ DRAIN
C X C



CCDL0120-NL	1/2"	25	300
CCDL0340-NL	3/4"	25	150

CAST BRASS BASEBOARD TEE
C X F X C



CFCT1181*	1" X 1/8" X 1"	25	100
CFCT1218*	1/2" X 1/8" X 1/2"	40	240
CFCT1418*	1-1/4" X 1/8" X 1-1/4"	10	60
CFCT3418*	3/4" X 1/8" X 3/4"	25	150

CAST BRASS FITTINGS

Lead Free Cast Brass (unless noted otherwise with *)

CAST BRASS TEE
C X F X C



PART #	SIZE	INNER	OUTER
CFCT0012-NL	1/2"	36	216
CFCT0034-NL	3/4"	20	120
CFCT0001-NL	1"	10	60

CAST BRASS TEE
REDUCING C X F X C



CFCT3412-NL	3/4" X 1/2" X 3/4"	20	120
CFCT1121-NL	1" X 1/2" X 1"	10	60
CFCT1341-NL	1" X 3/4" X 1"	10	60
CFCT1401-NL	1-1/4" X 1/2" X 1-1/4"	10	40
CFCT1402-NL	1-1/4" X 3/4" X 1-1/4"	10	40
CFCT1501-NL	1-1/2" X 1/2" X 1-1/2"	10	30
CFCT1502-NL	1-1/2" X 3/4" X 1-1/2"	10	30
CFCT2001-NL	2" X 1/2" X 2"	1	20
CFCT2002-NL	2" X 3/4" X 2"	1	20

CAST BRASS TEE
C X C X F



CCFT0012-NL	1/2"	30	180
CCFT0034-NL	3/4"	18	108
CCFT0001-NL	1"	10	60
CCFT0114-NL	1-1/4"	1	30

CAST BRASS TEE
REDUCING C X C X F



CCFT1238-NL	1/2" X 1/2" X 3/8"	25	200
CCFT1234-NL	1/2" X 1/2" X 3/4"	25	200
CCFT1201-NL	1/2" X 3/4" X 3/4"	25	100
CCFT3412-NL	3/4" X 3/4" X 1/2"	20	120
CCFT3401-NL	3/4" X 3/4" X 1"	10	60
CCFT1112-NL	1" X 1" X 1/2"	10	100
CCFT1134-NL	1" X 1" X 3/4"	10	100
CCFT1141-NL	1-1/4" X 1-1/4" X 1"	1	25
CCFT1412-NL	1-1/4" X 1-1/4" X 1/2"	8	48
CCFT1434-NL	1-1/4" X 1-1/4" X 3/4"	8	48
CCFT1212-NL	1-1/2" X 1-1/2" X 1/2"	6	36
CCFT1213-NL	1-1/2" X 1-1/2" X 3/4"	4	48
CCFT1121-NL	1-1/2" X 1-1/2" X 1"	1	25
CCFT2212-NL	2" X 2" X 1/2"	8	16
CCFT2234-NL	2" X 2" X 3/4"	2	24
CCFT0221-NL	2" X 2" X 1"	1	15

CAST BRASS TEE
F X F X C



FFCT0034-NL	3/4"	20	120

CAST BRASS TEE
REDUCING F X F X C



PART #	SIZE	INNER	OUTER
FFCT1234-NL	1/2" X 3/4" X 1/2"	24	144
FFCT2334-NL	3/4" X 1/2" X 3/4"	20	120
FFCT3434-NL	3/4" X 3/4" X 1/2"	20	120
FFCT1003-NL	1" X 1/2" X 3/4"	10	60
FFCT1002-NL	1" X 1/2" X 1"	10	60
FFCT1001-NL	1" X 3/4" X 1"	10	60
FFCT1401-NL	1-1/4" X 3/4" X 1"	10	50
FFCT1501-NL	1-1/2" X 3/4" X 1"	10	40
FFCT0134-NL	1" X 3/4" X 3/4"	10	80

CAST BRASS COPPER UNION
C X F



CCFU0012-NL	1/2"	25	200
CCFU0034-NL	3/4"	1	100
CCFU0001-NL	1"	1	54
CCFU0114-NL	1-1/4"	1	40
CCFU0112-NL	1-1/2"	1	24
CCFU0002-NL	2"	1	12

CAST BRASS COPPER UNION
C X C



CCCU0018-NL	1/8"	25	500
CCCU0014-NL	1/4"	25	600
CCCU0038-NL	3/8"	25	500
CCCU0012-NL	1/2"	1	200
CCCU0058-NL	5/8"	1	100
CCCU0034-NL	3/4"	1	100
CCCU0100-NL	1"	1	54
CCCU0114-NL	1-1/4"	1	40
CCCU0112-NL	1-1/2"	1	24
CCCU0200-NL	2"	1	12
CCCU2112-NL	2-1/2"	1	8
CCCU0300-NL	3"	1	6
CCCU2112*	2-1/2"	1	8
CCCU0300*	3"	1	6

CAST BRASS COPPER UNION
C X M



CCMU0038-NL	3/8"	25	300
CCMU0012-NL	1/2"	1	200
CCMU0034-NL	3/4"	1	100
CCMU0001-NL	1"	10	100
CCMU0114-NL	1-1/4"	1	40
CCMU0112-NL	1-1/2"	1	24
CCMU0002-NL	2"	1	12
CCMU0212*	2- 1/2"	1	20

CAST BRASS FITTINGS

Lead Free Cast Brass (unless noted otherwise with *)

RAVEN SPECIALTY PRODUCTS

EZ LONG THROAT WATER TEE



PART #	SIZE	INNER	OUTER
R1400-NL	3/4" C x 3/4" C x 3/4" F	10	60
R1401-NL	3/4" C x 3/4" C x 1/2" F	25	100
R1402-NL	1" C x 1" C x 1/2" F	10	40
R1380-NL	1" C x 1" C x 3/4" F	10	60

EZ WATER HEATER ADAPTER
M X C



R1398-NL	3/4" M Long x 1/2" C	10	60
R1399-NL	3/4" M Long x 3/4" C	10	60

EZ WATER HEATER TEE
F X F X C



R1396-NL	3/4" F Long x 1/2" F x 1/2" C	10	60
R1397-NL	3/4" F Long x 1/2" F x 3/4" C	10	60

EZ WATER HEATER TEE
M X F X C



R1394-NL	3/4" M Long x 1/2" F x 1/2" C	10	60
R1395-NL	3/4" M Long x 1/2" F x 3/4" C	10	60

CAST BRASS ADAPTER
C X M



R1414-NL	1/2" C X 3/4" M Adapter - LF	10	60
R1418-NL	3/4" C X 1/2" M Adapter - LF	10	60
R1420-NL	3/4" C X 1" M Adapter - LF	10	60
CCMA3414-NL	3/4" C X 1-1/4" M Adapter - LF	10	60
CCMA1114-NL	1" C X 1 1/4" M Adapter - LF	10	60
R-CCMA1034-NL	1" C X 3/4" M Adapter - LF	10	60

CAST BRASS ADAPTER
C X F



CCFA1234-NL	1/2" C X 3/4 F Adapter - LF	10	60
R1419-NL	3/4" C X 1/2" F Adapter - LF	10	60
CCFA1012-NL	1" C X 1 /2" F Adapter - LF	10	60

SCOOP TEE



SCOOP3412	3/4" C x 1/2" C	25	100

REAMED ADAPTER



PART #	SIZE	INNER	OUTER
R1407-NL	1/2" C x 3/8" IPS	25	300
R1408-NL	1/2" C x 1/2" IPS	25	300
R1405-NL	1/2" C x 3/4" IPS	25	300
R1406-NL	3/4" C x 3/4" IPS	25	300
R1412-NL	1" C x 1" IPS	25	300

FINE THREAD ADAPTER



R1409-NL	1/2" C x Fine Thread Reamed	25	300
R1410-NL	1/2" C x Fine Thread Male	25	300
R1411-NL	1/2" C x Fine Thread Female	25	300

FINE THREAD PLUG



R1403-NL	1/2" Fine Thread	1	25

FINE THREAD CAP



R1404-NL	1/2" Fine Thread	1	25

CAST BRASS DWV

See our tubular and drainage catalog

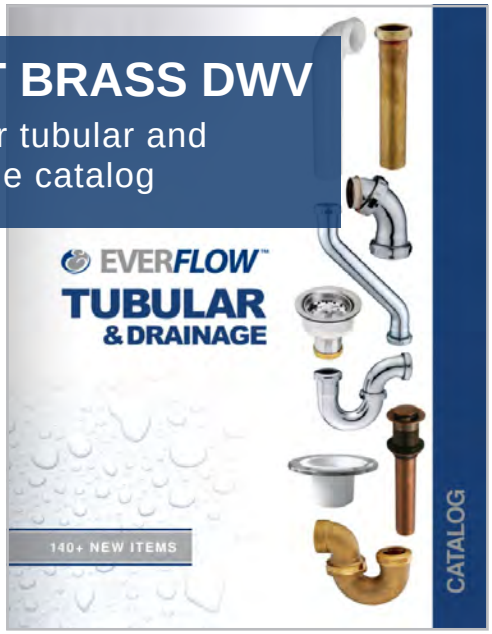

sales@everflowsupplies.com · 908-436-1100 · fax: 908-436-1162

877.941.7800 | everflowsupplies.com

DOMESTIC COPPER FITTINGS

MADE IN USA

WROT **CAST** **DWV** **ACR**





THE BEST FITTINGS IN THE JOINT.™





EVERFLOW®

EVERFLOW®





MADE IN USA COPPER FITTINGS









sales@everflowsupplies.com · 908-436-1100 · fax: 908-436-1162

EVERFLOW®

COPPER FITTINGS



CONTENTS

Copper Solder - Joint Pressure Fittings WROT CAST

Pages 4-5: Pressure Adapters

Pages 6-8: Pressure Couplings

Pages 9-12: Pressure Elbows

Page 13: Pressure Flanges

Pages 14-17: Pressure Tees

Copper Solder - Joint DWV Fittings DWV

Pages 18-19: DWV Adapters

Page 20: DWV Bushings and Couplings

Page 21: DWV Elbows

Page 22: DWV Tees

Pages 23-24: DWV P-Traps

CONTENTS

Copper Solder - Joint ACR Fittings ACR

Pages 25-26: ACR Adapters

Pages 27-28: ACR Bushings and Couplings

Pages 29-30: ACR Elbows

Page 31: ACR P-Traps

Pages 32-34: ACR Tees

WROT-CAST PRESSURE | SOLDER JOINT



** Applies to Wrot Fittings only

- For use in above-ground potable water supply systems
- Constructed of high-grade copper or bronze materials
- Made to applicable ASME standards B16.15, B16.18, B16.22, B16.24, B16.50, B1.20.1
- Wrot fittings meet NSF 61G

Adapter • Female

C x FPT

- Wrot Style #: WC-402
- Cast Style #: C-102*



Applies to Wrot Fittings only

PART #	DIAMETER (NOM)	WEIGHT	INNER	MASTER
W 01207	1/8”	0.0355	100	1500
W 01215	1/4”	0.0446	50	750
W 01225	3/8”	0.0676	50	750
WB01231	1/2”	0.0983	50	500
WB01246	3/4”	0.1389	25	250
WB01263	1”	0.2535	10	100
W 01271	1-1/4”	0.4548	10	100
W 01279	1-1/2”	0.5329	10	100
W 01287	2”	0.565	1	50
W 01296	2-1/2”	1.224	1	25
W 01297	3”	1.833	1	15
A 01926*	4”	3.82	1	10
A 02007*	5”	9	1	5
W 01204	1/8” x 1/2”	0.1012	100	300
W 01205	1/8” x 3/8”	0.0525	100	700
W 01206	1/8” x 1/4”	0.0432	100	900
W 01214	1/4” x 3/8”	0.0626	50	1000
W 01216	1/4” x 1/8”	0.0313	100	1500
W 01223	3/8” x 3/4”	0.158	50	300

(CONTINUED NEXT COLUMN)

(CONTINUED FROM PREVIOUS COLUMN)

PART #	DIAMETER (NOM)	WEIGHT	INNER	MASTER
W 01224	3/8” x 1/2”	0.0959	50	500
W 01226	3/8” x 1/4”	0.0557	50	750
WB01230	1/2” x 3/4”	0.1594	25	250
W 01232	1/2” x 3/8”	0.0708	50	500
W 01233	1/2” x 1/4”	0.0585	50	500
W 01238	5/8” x 3/4”	0.1538	50	500
W 01239	5/8” x 1/2”	0.0892	50	500
W01245	3/4” x 1”	0.275	25	250
W01247	3/4” x 1/2”	0.109	25	250
A 04122*	3/4” x 3/8”	0.17	50	200
W 01261	1” x 1-1/4”	0.28	10	100
W 01264	1” x 3/4”	0.216	25	250
W 01265	1” x 1/2”	0.2474	20	200
W 01270	1-1/4” x 1-1/2”	0.5026	10	100
W 01272	1-1/4” x 1”	0.3297	10	100
W 01278	1-1/2” x 2”	0.7374	1	60
W 01280	1-1/2” x 1-1/4”	0.3944	10	100
W 01288	2” x 1-1/2”	0.738	5	50

* Cast Bronze

Adapter • Fitting

FTGx FPT

- Wrot Style #: WC-405
- Cast Style #: C-105*



NSF MADE IN USA
Applies to Wrot Fittings only

PART #	DIAMETER (NOM)	WEIGHT	INNER	MASTER
W 01525	3/8"	0.0546	50	750
W 01531	1/2"	0.114	50	450
W 01546	3/4"	0.1721	25	250
W 01563	1"	0.2444	25	250
W 01571	1-1/4"	0.4022	10	100
W 01579	1-1/2"	0.4582	10	100
W 01587	2"	0.6535	1	50
W 01596	2-1/2"	1.2023	1	25
A 01779*	3"	2.33	1	20
W 01514	1/4" x 3/8"	0.058	50	750
W 01524	3/8" x 1/2"	0.0965	50	350
W 01526	3/8" x 1/4"	0.0586	50	750
W 01532	1/2" x 3/8"	0.0688	50	750
A 01480*	1/2" x 1/4"	0.105	50	500
W 01547	3/4" x 1/2"	0.1109	50	500
W 01564	1" x 3/4"	0.1807	25	250

Adapter • Special Drop

C x FPT

- Cast Style #: C-102S*



PART #	DIAMETER (NOM)	WEIGHT	INNER	MASTER
A 03948*	1/2"	0.1590	50	250

Adapter • Male

C x MPT

- Wrot Style #: WC-401
- Cast Style #: C-101*



NSF MADE IN USA
Applies to Wrot Fittings only

PART #	DIAMETER (NOM)	WEIGHT	INNER	MASTER
W 01107	1/8"	0.0158	50	1000
W 01115	1/4"	0.033	50	1200
W 01125	3/8"	0.0558	50	500
WB01131	1/2"	0.064	50	500
WB01146	3/4"	0.133	25	250
WB01163	1"	0.2365	10	100
W 01171	1-1/4"	0.4105	10	100
W 01179	1-1/2"	0.5145	10	100
W 01187	2"	0.573	5	50
W 01196	2-1/2"	1.257	1	20
W 01199	3"	1.704	1	20
W 01150	4"	3.711	1	16
A 01876*	4"	3.538	1	10
A 02005*	5"	8.6	1	5
A 02104*	6"	10.73	1	3
W 01105	1/8" x 3/8"	0.0604	50	750
W 01106	1/8" x 1/4"	0.0325	50	1200

(CONTINUED NEXT COLUMN)

(CONTINUED FROM PREVIOUS COLUMN)

PART #	DIAMETER (NOM)	WEIGHT	INNER	MASTER
W 01113	1/4" x 1/2"	0.0847	50	500
W 01114	1/4" x 3/8	0.0571	50	1000
W 01116	1/4" x 1/8"	0.0193	50	1000
W 01123	3/8" x 3/4"	0.1709	25	250
W 01124	3/8" x 1/2"	0.0921	50	500
W 01126	3/8" x 1/4"	0.053	50	750
W 01129	1/2" x 1"	0.2968	15	150
WB01130	1/2" x 3/4"	0.1725	25	250
W 01132	1/2" x 3/8"	0.0656	50	500
W 01133	1/2" x 1/4"	0.0554	25	600
W 01138	5/8" x 3/4"	0.141	25	250
W 01139	5/8" x 1/2"	0.1243	25	500
A 02547*	3/4" x 1-1/4"	0.375	10	100
W 01145	3/4" x 1"	0.2925	10	100
W 01147	3/4" x 1/2"	0.1201	25	250
W01161	1" x 1-1/2"	0.4841	10	100
W01162	1" x 1-1/4"	0.3856	10	100
W 01164	1" x 3/4"	0.1734	10	100
W 01165	1" x 1/2"	0.182	25	250
W 01170	1-1/4" x 1-1/2"	0.4834	10	100
W 01172	1-1/4" x 1"	0.2384	10	100
W01173	1-1/4" x 3/4"	0.2137	10	100
W 01178	1-1/2"x 2"	0.776	1	50
W 01180	1-1/2" x 1-1/4"	0.3742	10	100
W 01181	1-1/2" x 1"	0.3838	10	100
W 01188	2" x 1-1/2"	0.6444	1	50
W 01189	2" x 1-1/4"	0.568	1	50
W 01197	2-1/2" x 2"	0.9794	1	20
W 01198	2-1/2" x 1-1/2"	0.9754	1	20

Adapter • Male (Flush)

C x MPT

- Wrot Style #: 104-F
- Cast Style #: C-101F*



PART #	DIAMETER (NOM)	WEIGHT	INNER	MASTER
W 01136	1/2"	0.0274	5	1700
A 03637*	3/4"	0.0280	50	500

Adapter • Fitting

FTG x MPT

- Wrot Style #: WC-404
- Cast Style #: C-104*



NSF MADE IN USA
Applies to Wrot Fittings only

PART #	DIAMETER (NOM)	WEIGHT	INNER	MASTER
W 01425	3/8"	0.0534	50	750
W 01431	1/2"	0.0885	50	500
W 01446	3/4"	0.1538	50	500
W 01463	1"	0.2308	25	250
W 01471	1-1/4"	0.4108	10	100
W 01479	1-1/2"	0.4914	10	100
W 01487	2"	0.7552	1	50
W 01496	2-1/2"	1.9502	1	20
A 01778*	3"	2.214	1	25
W 01432	1/2" x 3/8"	0.0626	50	750
A 01474*	3/4" x 1"	0.27	25	250
W 01447	3/4" x 1/2"	0.1304	25	250
W 01464	1" x 3/4"	0.1855	25	250

* Cast Bronze

WROT-CAST PRESSURE | SOLDER JOINT

Air Chamber

FTG

- Wrot Style #: WA-515



PART #	DIAMETER (NOM)	WEIGHT	INNER	MASTER
W 06000	1/2" x 6"	0.2229	1	100
W 06001	1/2" x 12"	0.4203	1	50
W 06002	3/4" x 12"	0.4063	1	72

Bushing • Flush

FTG x C

- Wrot Style #: WC-106



PART #	DIAMETER (NOM)	WEIGHT	INNER	MASTER
W 01706	1/4" x 1/8"	0.0079	100	3400
W 01712	3/8" x 1/4"	0.0137	100	3400
W 01714	3/8" x 1/8"	0.022	100	2400
W 01715	1/2" x 3/8"	0.0197	100	1500
W 01717	1/2" x 1/4"	0.0446	100	1500
W 01720	5/8" x 1/2"	0.0314	50	750
W 01721	5/8" x 3/8"	0.0575	50	750
W 01722	5/8" x 1/4"	0.0765	50	750
W 01725	3/4" x 5/8"	0.0419	50	500
W 01726	3/4" x 1/2"	0.0738	50	500
W 01727	3/4" x 3/8"	0.1113	50	500
W 01737	1" x 3/4"	0.1249	50	500
W 01738	1" x 5/8"	0.1779	50	500
W 01739	1" x 1/2"	0.2193	25	250
W 01743	1-1/4" x 1"	0.1614	10	200
W 01745	1-1/4" x 3/4"	0.298	10	200
W 01750	1-1/2" x 1-1/4"	0.219	10	100
W 01751	1-1/2" x 1"	0.4073	10	100
W 01758	2" x 1-1/2"	0.6752	10	100
W 01759	2" x 1-1/4"	0.9419	5	50
W 01767	2-1/2" x 2"	0.9225	1	50

Bushing • Flush

FTG x FPT

- Wrot Style #: WC-417 (Brass)



PART #	DIAMETER (NOM)	WEIGHT	INNER	MASTER
A 07813	1/2" x 1/4"	0.0218	50	1200
A 07812	1/2" x 1/8"	0.0363	100	1600
A 07814	3/4" x 3/8"	0.0804	50	600
A 07815	1" x 1/2"	0.1658	50	300
A 07816	1-1/4" x 3/4"	0.2488	10	160
A 07817	1-1/2" x 1"	0.3388	10	120
A 07819	2" x 1-1/2"	0.4825	10	60

Cap

C

- Wrot Style #: WC-415
- Cast Style #: C-115*



PART #	DIAMETER (NOM)	WEIGHT	INNER	MASTER
W 07002	1/8"	0.0033	50	2000
W 07004	1/4"	0.0056	50	2000
W 07006	3/8"	0.0125	50	1000
W 07007	1/2"	0.0188	50	1000
W 07008	5/8"	0.0319	50	1000
W 07009	3/4"	0.043	25	1000
W 07011	1"	0.0775	10	500
W 07012	1-1/4"	0.1058	25	250
W 07013	1-1/2"	0.175	25	250
W 07014	2"	0.3	1	100
W 07015	2-1/2"	0.475	1	50
W 07016	3"	0.725	1	50
W 07017	3-1/2"	1.15	1	25
W 07018	4"	1.5	1	20
A 02016*	5"	5.484	1	5
A 02115*	6"	9.67	1	5

Coupling • No Stop

C x C

- Wrot Style #: WC-400NS



PART #	DIAMETER (NOM)	WEIGHT	INNER	MASTER
W 01900	1/8"	0.0046	100	3400
W 01901	1/4"	0.008	50	1700
W 01902	3/8"	0.0148	50	1700
W 01903	1/2"	0.0253	100	1000
W 01904	5/8"	0.044	25	375
W 01905	3/4"	0.0628	50	500
W 01906	1"	0.1075	25	250
W 01907	1-1/4"	0.1483	25	250
W 01908	1-1/2"	0.248	10	100
W 01909	2"	0.399	1	75
W 01910	2-1/2"	0.6643	1	50
W 01911	3"	1.0296	1	25
W 01913	4"	2.1467	1	15

* Cast Bronze

Coupling • Rolled Stop

C x C

■ Wrot Style #: WC-400



PART #	DIAMETER (NOM)	WEIGHT	INNER	MASTER
W 01003	1/8"	0.0046	100	3400
W 01009	1/4"	0.008	50	1700
W 01017	3/8"	0.0149	50	1700
WB01022	1/2"	0.0253	50	1000
W 01028	5/8"	0.045	50	500
WB01034	3/4"	0.0628	25	500
WB01047	1"	0.1075	10	250
W 01055	1-1/4"	0.1530	25	250
W 01063	1-1/2"	0.2070	10	100
W 01072	2"	0.3960	1	75
W 01082	2-1/2"	0.6630	1	50
W 01092	3"	1.0290	1	25
W10100	3-1/2"	1.1786	1	20
W10107	4"	2.1050	1	15

Coupling • Staked Stop

C x C

■ Wrot Style #: WC-400S



PART #	DIAMETER (NOM)	WEIGHT	INNER	MASTER
W 10141	1/8"	0.0046	100	3400
W10143	1/4"	0.0080	50	1700
W10144	3/8"	0.0150	50	1700
W10145	1/2"	0.0253	100	1000
W10157	5/8"	0.0431	25	500
W10146	3/4"	0.0628	50	500
W10147	1"	0.1075	25	250
W10148	1-1/4"	0.1484	25	250
W10149	1-1/2"	0.2170	10	100
W10150	2"	0.4090	1	75
W 10151	2-1/2"	0.6640	1	50
W10152	3"	1.0230	1	25
W10153	3-1/2"	1.0340	1	20
W10154	4"	2.1510	1	15
W10155	5"	3.3373	1	8
W10156	6"	4.6125	1	3
W10130	8"	14.130	0	1

Coupling • Reducing

C x C

■ Wrot Style #: WC-400R



PART #	DIAMETER (NOM)	WEIGHT	INNER	MASTER
W 01011	1/4" x 1/8"	0.0072	50	1700
W 01019	3/8" x 1/4"	0.0150	50	1700
W 01021	3/8" x 1/8"	0.0161	50	1200
W 01023	1/2" x 3/8"	0.0291	100	1000
W 01025	1/2" x 1/4"	0.0292	100	1000
W 01027	1/2" x 1/8"	0.0293	100	1000
W 01029	5/8" x 1/2"	0.0454	100	600
W 01030	5/8" x 3/8"	0.0373	100	600
W 01031	5/8" x 1/4"	0.0416	100	600
W 01035	3/4" x 5/8"	0.0614	100	1000
WB01036	3/4" x 1/2"	0.0788	25	500
W 01037	3/4" x 3/8"	0.0576	50	500
W 01038	3/4" x 1/4"	0.0566	50	500
W 01049	1" x 3/4"	0.1332	25	250
W 01050	1" x 5/8"	0.1127	25	250
W 01051	1" x 1/2"	0.1089	25	250
W 01052	1" x 3/8"	0.1092	25	250
W 01056	1-1/4" x 1"	0.1954	10	100
W 01058	1-1/4" x 3/4"	0.1703	10	100
W 01060	1-1/4" x 1/2"	0.1660	10	100
W 01064	1-1/2" x 1-1/4"	0.2310	10	100
W 01065	1-1/2" x 1"	0.2310	10	100
W 01067	1-1/2" x 3/4"	0.2385	10	100
W 01069	1-1/2" x 1/2"	0.2240	10	100
W 01073	2" x 1-1/2"	0.4280	1	100
W 01074	2" x 1-1/4"	0.4250	1	100
W 01075	2" x 1"	0.4580	1	100
W 01077	2" x 3/4"	0.4014	1	100
W 01079	2" x 1/2"	0.4060	1	75
W 01083	2-1/2" x 2"	0.6490	1	50
W 01084	2-1/2" x 1-1/2"	0.7463	1	50
W 01085	2-1/2" x 1-1/4"	0.6983	1	50
W 01086	2-1/2" x 1"	0.7079	1	50
W 01093	3" x 2-1/2"	1.0647	1	25
W 01094	3" x 2"	1.0953	1	25
W 01095	3" x 1-1/2"	1.0103	1	25
W 10101	3-1/2" x 3"	1.2194	1	25
W10108	4" x 3-1/2"	1.8692	1	20
W10109	4" x 3"	0.7604	1	20
W10110	4" x 2-1/2"	1.8789	1	15
W10111	4" x 2"	1.9666	1	20
W10116	5" x 4"	3.3100	1	1
W10123	6" x 4"	4.8200	1	1
W10124	6" x 3"	4.8500	1	1

* Cast Bronze

Coupling • Cross Over

C x C

■ Wrot Style #: WC-412



PART #	DIAMETER (NOM)	WEIGHT	INNER	MASTER
A 02535	1/2”	0.1188	5	100
A 02583	3/4”	0.2559	5	50

Coupling • Drain

C x C

■ Cast Style #: CD-100*



PART #	DIAMETER (NOM)	WEIGHT	INNER	MASTER
A 11547*	1/2”	0.0770	10	200
A 11548*	3/4”	0.1370	25	250
A 11549*	1”	0.2190	10	100

Coupling • Eccentric

C x C

■ Cast Style #: CE-100*



PART #	DIAMETER (NOM)	WEIGHT	INNER	MASTER
A 04340*	3/4” x 1/2”	0.1090	50	250
A 04341*	1” x 3/4”	0.1750	25	250
A 04342*	1-1/4” x 1”	0.2500	10	100
A 04343*	1-1/4” x 3/4”	0.2420	10	100

Coupling • High Ear

C

■ Cast Style #: C-100HE*



PART #	DIAMETER (NOM)	WEIGHT	INNER	MASTER
A 03067*	1/2”	0.0620	100	1000
A 03068*	3/4”	0.0900	25	500
A 03071*	1”	0.1310	25	250

Cross

C x C x C x C

■ Cast Style #: T-312*



PART #	DIAMETER (NOM)	WEIGHT	INNER	MASTER
A 02532*	1/2”	0.1400	25	250
A 02579*	3/4”	0.2980	10	100
A 02612*	1”	0.5400	5	100
A 02649*	1-1/4”	0.7420	5	50
A 02672*	1-1/2”	1.0470	1	50
A 02707*	2”	2.0000	1	25
A 02734*	2-1/2”	2.9100	1	15

45° Elbow

C x C

■ Wrot Style #: WE-504



PART #	DIAMETER (NOM)	WEIGHT	INNER	MASTER
W 03005	1/8”	0.0066	50	1700
W 03012	1/4”	0.0125	50	1700
W 03021	3/8”	0.0257	25	850
W 03026	1/2”	0.0360	50	500
W 03030	5/8”	0.0590	50	500
WB03034	3/4”	0.0900	25	250
WB03044	1”	0.1560	10	200
W 03050	1-1/4”	0.2500	10	100
W 03055	1-1/2”	0.3570	10	100
W 03059	2”	0.6020	10	50
W 03063	2-1/2”	0.9950	5	25
W 03067	3”	1.5320	2	20
W 03070	3-1/2”	2.8137	2	10
W 03073	4”	3.1418	1	5
W 03074	5”	6.5640	1	1
W 03075	6”	10.6360	1	1

* Cast Bronze

45° Elbow

FTG x FTG



- Wrot Style #: WE-507

PART #	DIAMETER (NOM)	WEIGHT	INNER	MASTER
W 03621	3/8”	0.0212	50	1700
W 03626	1/2”	0.0366	50	750
W 03634	3/4”	0.0958	25	250
W 03644	1”	0.1775	10	100

45° Elbow • Street

FTG x C



- Wrot Style #: WE-505

PART #	DIAMETER (NOM)	WEIGHT	INNER	MASTER
W 03312	1/4”	0.0106	100	3400
W 03321	3/8”	0.0268	100	1500
WB03326	1/2”	0.0348	50	500
W 03330	5/8”	0.0570	50	500
WB03334	3/4”	0.0912	25	250
W 03344	1”	0.1520	25	250
W 03350	1-1/4”	0.2440	10	100
W 03355	1-1/2”	0.3270	10	100
W 03359	2”	0.6050	5	50
W 03363	2-1/2”	1.0485	2	20
W 03368	3”	1.5163	2	10
W 03373	4”	3.1146	1	5

90° Elbow • Short Radius

C x C



- Wrot Style #: WE-500
- Cast Style #: E-200*

Applies to Wrot Fittings only

PART #	DIAMETER (NOM)	WEIGHT	INNER	MASTER
W 02003	1/8”	0.0078	50	1700
W 02009	1/4”	0.0173	50	1700
W 01617	3/8”	0.0279	50	750
WB01622	1/2”	0.0410	50	500
W 02028	5/8”	0.0840	50	500
WB01634	3/4”	0.0943	25	250
WB01647	1”	0.1820	10	100
W 02084	1-1/4”	0.3030	10	100
W 02085	1-1/2”	0.4230	10	100
W 02086	2”	0.7600	10	50
W 02019	3/8” x 1/4”	0.0267	50	750
W 02087	2-1/2”	1.1920	5	25
W 02088	3”	1.8820	5	25
W 02089	3-1/2”	2.7699	2	10

(CONTINUED NEXT COLUMN)

(CONTINUED FROM PREVIOUS COLUMN)

PART #	DIAMETER (NOM)	WEIGHT	INNER	MASTER
W 02090	4”	3.9976	2	10
W 02096	5”	8.5860	1	1
W 02097	6”	13.7262	1	1
W 02099	8”	27.0000	1	1
W 02011	1/4” x 1/8”	0.0165	50	750
W 02019	3/8” x 1/4”	0.0267	50	750
W 02023	1/2" X 3/8"	0.0451	50	500
W 02025	1/2" X 1/4"	0.0456	50	500
W 02029	5/8" X 1/2"	0.0610	50	500
W 02030	5/8" X 3/8"	0.0667	50	500
W 02035	3/4" X 5/8"	0.1064	50	500
W 02036	3/4" X 1/2"	0.1050	50	500
W 02037	3/4” x 3/8”	0.1056	50	500
W 02049	1” x 3/4”	0.1710	25	250
W 02050	1” x 5/8”	0.1640	25	250
W 02051	1” x 1/2”	0.1799	25	250
W 02052	1” x 3/8”	0.1990	25	150
W 02056	1-1/4” x 1”	0.3163	20	200
A 02638*	1-1/4” x 3/4”	0.3380	10	100
A 03826*	1-1/4”x 1/2”	0.2800	10	100
W 02077	1-1/2” x 1-1/4”	0.3300	5	100
A 02663*	1-1/2” x 1”	0.5510	10	100
A 03905*	1-1/2” x 3/4”	0.4250	10	100
W 02078	2” x 1-1/2”	0.6000	5	50
A 02691*	2” x 1-1/4”	0.9130	5	50
A 02724*	2” x 1”	0.7800	5	50
A 02724*	2" X 1"	0.7800	5	50
A 02725*	2-1/2" X 2"	2.1620	1	10
A 02777*	3" X 2-1/2"	2.7620	1	20
A 02778*	3" X 2"	2.6800	1	10
A 01932*	4" X 3"	5.1800	1	5

90° Elbow • Long Radius

C x C



- Wrot Style #: WE-500L

PART #	DIAMETER (NOM)	WEIGHT	INNER	MASTER
W 02715	1/8”	0.0101	50	1700
W 02716	1/4”	0.0240	50	1700
W 02717	3/8”	0.0420	50	500
W 02722	1/2”	0.0590	50	500
W 02728	5/8”	0.0930	50	500
W 02734	3/4”	0.1293	25	250
W 02747	1”	0.2690	10	100
W 02055	1-1/4”	0.4210	10	100
W 02063	1-1/2”	0.6040	5	50
W 02072	2”	1.2280	5	25
W 02082	2-1/2”	2.0540	5	25
W 02092	3”	3.1250	2	10
W 02093	3-1/2”	5.5310	1	5
W 02095	4”	7.9780	0	1

(CONTINUED NEXT COLUMN)

* Cast Bronze

WROT-CAST PRESSURE | SOLDER JOINT

(CONTINUED FROM PREVIOUS COLUMN)

PART #	DIAMETER (NOM)	WEIGHT	INNER	MASTER
W 02711	1/4" x 1/8"	0.0110	50	3000
W 02719	3/8" x 1/4"	0.0260	50	1000
W 02723	1/2" x 3/8"	0.0400	50	500
W 02725	1/2" x 1/4"	0.0300	50	1000
W 02735	3/4" x 5/8"	0.1200	25	250
W 02736	3/4" x 1/2"	0.0900	50	400
W 02749	1" x 3/4"	0.1700	10	200
W 02756	1-1/4" x 1"	0.3100	10	100
W 02064	1-1/2"x 1-1/4"	0.4351	5	50
W 02065	1-1/2" x 1"	0.5166	5	50
W 02067	1-1/2" x 3/4"	0.5127	5	50
W 02073	2" x 1-1/2"	0.9844	2	20
W 02074	2" x 1-1/4"	0.9437	2	20
W 02075	2" x 1"	0.9654	2	20
W 02083	2-1/2" x 2"	1.5277	2	20

90° Elbow Short Radius • Street

FTG x C

■ Wrot Style #: WE-503



PART #	DIAMETER (NOM)	WEIGHT	INNER	MASTER
W 02305	1/8"	0.0082	50	1700
W 02312	1/4"	0.0174	50	1700
W 02321	3/8"	0.0300	50	750
WB01652	1/2"	0.0400	50	500
W 02330	5/8"	0.0900	25	250
WB01654	3/4"	0.0954	25	250
WB02344	1"	0.2180	10	100
W 02384	1-1/4"	0.2940	25	125
W 02385	1-1/2"	0.4410	10	100
W 02386	2"	0.7692	10	50
W 02387	2-1/2"	1.2310	5	25
W 02388	3"	1.9440	2	20
W 02389	3-1/2"	2.7809	1	10
W 02390	4"	4.0338	2	10

90° Elbow Long Radius • Street

FTG x C

■ Wrot Style #: WE-503L



PART #	DIAMETER (NOM)	WEIGHT	INNER	MASTER
W 02809	1/4"	0.0236	50	1700
W 02817	3/8"	0.0401	50	500
W 02822	1/2"	0.0590	50	500
W 02828	5/8"	0.0943	25	250
W 02834	3/4"	0.1283	25	250
W 02847	1"	0.2585	10	100
W 02350	1-1/4"	0.4225	10	100
W 02355	1-1/2"	0.6020	5	50
W 02359	2"	1.2327	5	25
W 02363	2-1/2"	2.0800	5	25
W 02368	3"	3.1200	2	10
W 02393	3-1/2"	5.5179	1	5
W 02395	4"	8.0678	0	1

90° Elbow • Short Radius

FTG x FTG

■ Wrot Style #: WE-506



PART #	DIAMETER (NOM)	WEIGHT	INNER	MASTER
W 02612	1/4"	0.0153	50	1700
W 02621	3/8"	0.0340	50	750
W 02626	1/2"	0.0493	50	500
W 02634	3/4"	0.1093	25	250
W 02644	1"	0.2178	10	100
W 02684	1-1/4"	0.3064	10	100
W 02685	1-1/2"	0.4251	5	50
W 02686	2"	0.7860	1	10
W 02687	2-1/2"	1.2530	1	10
W 02688	3"	2.0831	1	10
W 02689	3-1/2"	2.6250	1	10
W 02690	4"	3.8750	1	5

* Cast Bronze

90° Elbow • Long Radius

FTG x FTG



■ Wrot Style #: WE-506L

PART #	DIAMETER (NOM)	WEIGHT	INNER	MASTER
W 02650	1-1/4”	0.4364	5	50
W 02655	1-1/2”	0.6282	5	50
W 02659	2”	1.2321	1	10

90° Elbow • Drop Ear

C x C



■ Cast Style #: E-210*

PART #	DIAMETER (NOM)	WEIGHT	INNER	MASTER
A 02508*	1/2”	0.1170	50	500
A 02556*	3/4”	0.2280	10	200

90° Elbow • High Ear

C x C



■ Cast Style #: E-210HE*

PART #	DIAMETER (NOM)	WEIGHT	INNER	MASTER
A 03040*	1/2”	0.1260	25	250
A 03070*	3/4”	0.2130	10	100

90° Elbow • Union

C x C



■ Cast Style #: E-207*

PART #	DIAMETER (NOM)	WEIGHT	INNER	MASTER
A 11431*	3/8”	0.1670	25	250
A 11432*	1/2”	0.2430	25	250
A 11433*	3/4”	0.3940	10	100
A 11434*	1”	0.6360	5	50
A 11435*	1-1/4”	1.0680	5	50

90° Elbow • w/Drain

C x C



■ Cast Style #: E-200D*

PART #	DIAMETER (NOM)	WEIGHT	INNER	MASTER
A 11555*	1/2”	0.1000	50	500
A 11556*	3/4”	0.1970	25	250
A 11557*	1”	0.3070	10	100

90° Elbow • Flanged Sink

C x FPT



■ Cast Style #: E-215*

PART #	DIAMETER	WEIGHT	INNER	MASTER
A 03706*	1/2”	0.1990	25	250

90° Elbow

C x FPT



■ Cast Style #: E-202*

PART #	DIAMETER (NOM)	WEIGHT	INNER	MASTER
A 01397*	3/8”	0.0900	50	500
A 01507*	1/2”	0.2200	25	150
A 01532*	3/4”	0.1890	25	150
A 01559*	1”	0.4380	10	100
A 01594*	1-1/4”	0.7070	5	50
A 01632*	1-1/2”	0.9120	5	50
A 01680*	2”	1.4580	1	25

90° Elbow • Reducing

C x FPT



■ Cast Style #: E-202*

PART #	DIAMETER (NOM)	WEIGHT	INNER	MASTER
A 01379*	3/8” x 1/2”	0.1300	50	500
A 02512*	1/2” x 3/4”	0.1830	25	250
A 01520*	1/2” x 3/8”	0.0850	25	500
A 02559*	3/4” x 1”	0.3580	10	100
A 02560*	3/4” x 1/2”	0.1980	25	250
A 02609*	1” x 3/4”	0.3300	10	100

90° Elbow • Drop Ear

C x FPT



■ Cast Style #: E-211*

PART #	DIAMETER (NOM)	WEIGHT	INNER	MASTER
A 01367*	3/8”	0.1200	50	500
A 01508*	1/2”	0.1510	25	250
A 02581*	3/4”	0.2400	25	100
A 02849*	1”	0.4850	10	100
A 01361*	3/8” x 1/2”	0.1800	50	500
A 02513*	1/2” x 3/8”	0.1650	50	250
A 02850*	3/4” x 1/2”	0.2400	25	250

* Cast Bronze

WROT-CAST PRESSURE | SOLDER JOINT

90° Elbow • High Ear

C x FPT



■ Cast Style #: E-211HE*

PART #	DIAMETER (NOM)	WEIGHT	INNER	MASTER
A 03038*	1/2"	0.1970	25	250
A 03048*	3/4"	0.2950	25	150

90° Elbow • w/Union

C x FPT



■ Cast Style #: E-209*

PART #	DIAMETER (NOM)	WEIGHT	INNER	MASTER
A 11452*	1/2”	0.3090	10	100
A 11453*	3/4”	0.4860	10	100
A 11454*	1”	0.7890	5	50

90° Elbow • w/Union

C x MPT



■ Cast Style #: E-208*

PART #	DIAMETER (NOM)	WEIGHT	INNER	MASTER
A 11441*	3/8”	0.2060	10	200
A 11442*	1/2”	0.2990	10	100
A 11443*	3/4”	0.4870	10	100
A 11444*	1”	0.7250	5	50
A 11445*	1-1/4”	1.1580	5	50

90° Elbow

C x MPT



■ Cast Style #: E-201*

PART #	DIAMETER (NOM)	WEIGHT	INNER	MASTER
A 01396*	3/8”	0.0800	50	500
A 01506*	1/2”	0.1140	50	250
A 01531*	3/4”	0.2270	25	125
A 01558*	1”	0.3900	10	100
A 01593*	1-1/4”	0.5840	10	50
A 01631*	1-1/2”	0.7690	5	50
A 01679*	2”	1.3800	1	25
A 02509*	1/2” x 3/4”	0.2010	25	250
A 02510*	1/2” x 3/8”	0.1000	25	500
A 02557*	3/4” x 1”	0.3300	10	100
A 02558*	3/4” x 1/2”	0.1800	10	200

90° Fitting Reducer

FTG x C



■ Wrot Style #: WC-403

PART #	DIAMETER (NOM)	WEIGHT	INNER	MASTER
W 01306	1/4” x 1/8”	0.0143	50	1700
W 01312	3/8” x 1/4”	0.0152	50	1700
W 01314	3/8” x 1/8”	0.0127	50	1700
W 01315	1/2” x 3/8”	0.0272	50	750
W 01317	1/2” x 1/4”	0.0246	50	1700
W 01320	5/8” x 1/2”	0.0419	100	1000
W 01321	5/8” x 3/8”	0.0401	100	900
W 01322	5/8” x 1/4”	0.0356	100	900
W 01325	3/4” x 5/8”	0.0574	50	500
W 01326	3/4” x 1/2”	0.0641	50	500
W 01327	3/4” x 3/8”	0.0564	50	500
W 01328	3/4” x 1/4”	0.0490	50	1000
W 01337	1” x 3/4”	0.1131	25	250
W 01338	1” x 5/8”	0.1028	25	250
W 01339	1” x 1/2”	0.1002	25	250
W 01340	1” x 3/8”	0.0986	20	200
W 01343	1-1/4” x 1”	0.1744	10	100
W 01345	1-1/4” x 3/4”	0.1670	10	100
W 01347	1-1/4” x 1/2”	0.1563	10	100
W 01350	1-1/2” x 1-1/4”	0.2330	10	100
W 01351	1-1/2” x 1”	0.2370	10	100
W 01353	1-1/2” x 3/4”	0.2284	10	100
W 01355	1-1/2” x 1/2”	0.2190	10	100
W 01358	2” x 1-1/2”	0.4360	1	100
W 01359	2” x 1-1/4”	0.4320	1	100
W 01360	2” x 1”	0.4460	1	100
W 01362	2” x 3/4”	0.4268	1	100
W 01364	2” x 1/2”	0.4155	1	100
W 01367	2-1/2” x 2”	0.6180	1	50
W 01368	2-1/2” x 1-1/2”	0.5714	1	50
W 01369	2-1/2” x 1-1/4”	0.6214	1	50
W 01370	2-1/2” x 1”	0.6300	1	50
W 01376	3” x 2-1/2”	0.9997	1	25
W 01377	3” x 2”	0.8942	1	25
W 01378	3” x 1-1/2”	0.9159	1	50
W 01379	3” x 1-1/4”	1.0146	1	50
W 01381	3-1/2” x 3”	1.2756	1	20
W 01382	3-1/2” x 2-1/2”	1.3721	1	20
W 01383	3-1/2” x 2”	1.4670	1	20
W 01386	4” x 3-1/2”	1.7416	1	20
W 01387	4” x 3”	1.7657	1	15
W 01388	4” x 2-1/2”	1.8293	1	15
W 01389	4” x 2”	1.8577	1	15
W 01390	5” x 4”	3.2400	1	1
W 01391	5” x 3”	2.7600	1	1
W 01393	5” x 2”	2.6600	1	1
W 01394	6” x 5”	4.8000	1	1
W 01395	6” x 4”	4.3200	1	1
W 01396	6” x 3”	4.4900	1	1

* Cast Bronze

Flange (Companion) • Class 125

C x Flange

■ Cast Style #: F-940*



PART #	DIAMETER (NOM)	WEIGHT	INNER	MASTER
A 02881*	1/2”	0.4870	1	50
A 02882*	3/4”	0.7110	1	50
A 02883*	1”	0.9890	1	12
A 02884*	1-1/4”	1.1420	1	12
A 02885*	1-1/2”	1.6410	1	10
A 02886*	2”	2.7420	1	8
A 02887*	2-1/2”	3.7940	1	6
A 02888*	3”	4.9500	1	6
A 02889*	4”	6.8980	1	2
A 02890*	5”	9.0390	1	2
A 02891*	6”	13.1800	1	2
A 04152*	8”	25.9000	1	1

Flange (Companion) • Class 150

C x Flange

■ Cast Style #: F-900*



PART #	DIAMETER (NOM)	WEIGHT	INNER	MASTER
A 04114*	3/4”	1.1470	1	40
A 02933*	1”	1.5930	1	12
A 03806*	1-1/4”	2.0370	1	12
A 03907*	1-1/2”	2.4330	1	12
A 02980*	2”	3.6700	1	8
A 02746*	2-1/2”	5.8290	1	6
A 02802*	3”	7.4470	1	6
A 01940*	4”	10.3500	1	2
A 02052*	5”	15.6880	1	2
A 02149*	6”	17.9140	1	2

Plug • Fitting

FTG

■ Wrot Style #: WC-416
(Brass)



PART #	DIAMETER (NOM)	WEIGHT	INNER	MASTER
A 01402	1/8”	0.0073	50	500
A 01392	3/8”	0.0200	50	2000
A 01504	1/2”	0.0305	50	1200
A 01529	3/4”	0.0700	50	600
A 01556	1”	0.1208	25	300
A 01590	1-1/4”	0.1950	180	180
A 01628	1-1/2”	0.2822	10	120

P-Trap • Pressure

C x C

■ Wrot Style #: WE-554P



PART #	DIAMETER (NOM)	WEIGHT	INNER	MASTER
W 60999	1/2”	0.3794	10	50
W 61008	5/8”	0.5100	10	50
W 61000	3/4”	0.6260	5	25
W 61001	1”	0.8720	3	15
W 61002	1-1/4”	1.1639	4	20
W 61003	1-1/2”	2.2755	1	4
W 61009	2”	3.8732	1	3

Return Bend

C x C

■ Wrot Style #: WE-512



PART #	DIAMETER (NOM)	WEIGHT	INNER	MASTER
W 06025	1/4” x 4-1/2”	0.0958	25	150
W 06020	1/4” x 1-1/2”	0.0164	25	850
W 06048	3/8” x 6”	0.2078	100	100
W 06045	3/8” x 4”	0.1424	200	200
W 06041	3/8” x 3”	0.1133	25	250
W 06036	3/8” x 2”	0.0600	50	300
W 06035	3/8” x 1-29/32”	0.0752	50	300
W 06032	3/8” x 1-1/2”	0.0623	50	500
W 06069	1/2” x 6”	0.2990	5	30
W 06062	1/2” x 3-3/8”	0.1800	10	100
W 06060	1/2” x 3”	0.1632	25	150
W 06058	1/2” x 2-1/2”	0.1436	25	250
W 06056	1/2” x 2-1/4”	0.1272	25	250
W 06053	1/2” x 1-7/8”	0.1100	25	250
W 06051	1/2” x 1-9/16”	0.0966	25	250
W 06084	5/8” x 4”	0.2462	120	120
W 06081	5/8” x 3-3/8”	0.2352	10	90
W 06077	5/8” x 2-1/2”	0.1717	10	100
W 06074	5/8” x 2-1/8”	0.1640	10	100
W 06073	5/8” x 2”	0.1515	10	100
W 06099	3/4” x 12”	0.8765	15	15
W 06095	3/4” x 3-3/8”	0.2899	10	100
W 06092	3/4” x 2-1/2”	0.2301	10	100
W 60111	1” x 3-1/4”	0.4890	5	50
W 60110	1” x 3”	0.4700	5	50
W 60121	1-1/4” x 3-3/4”	0.6467	5	50
W 60131	1-1/2” x 4-1/2”	0.9955	1	25
W60140	2” x 5-1/2”	1.9200	1	15

Return Bend • Closed

C x C

■ Cast Style #: E-212*



PART #	DIAMETER (NOM)	WEIGHT	INNER	MASTER
A 04106*	3/4” x 1-5/16”	0.2910	10	100

* Cast Bronze

WROT-CAST PRESSURE | SOLDER JOINT

Tee

C X C X C

- Wrot Style #: WT-600



PART #	DIAMETER (NOM)	WEIGHT	INNER	MASTER
W 40306	1/8”	0.0095	100	2400
W 04000	1/4”	0.0220	50	1700
W 04001	3/8”	0.0429	50	500
WB04006	1/2”	0.0655	50	500
W 04017	5/8”	0.1161	25	250
WB04031	3/4”	0.1550	25	200
WB04048	1”	0.2932	10	100
W 04068	1-1/4”	0.4220	5	50
W 04084	1-1/2”	0.5974	5	50
W 40102	2”	1.1410	5	25
W 40123	21/2”	1.7240	2	20
W 40152	3”	2.7700	2	10
W 40190	3-1/2”	5.6586	1	5
W 40200	4”	5.9870	1	5
W 40400	5”	12.3840	1	1
W 40500	6”	20.8500	0	1
W 40525	8”	36.8100	0	1

Tee • Reducing

C X C X C

- Wrot Style #: WT-600
- Cast Style #: T-300*



Applies to Wrot Fittings only

PART #	DIAMETER (NOM)	WEIGHT	INNER	MASTER
W 40368	1/8” x 1/8” x 1/4”	0.0273	50	750
W 04016	1/4” x 1/4” x 1/2”	0.0843	50	500
W 04005	1/4” x 1/4” x 3/8”	0.0378	50	500
W 40324	1/4” x 1/4” x 1/8”	0.0194	50	1700
W 40330	1/4” x 1/8” x 1/4”	0.0227	50	500
W 40332	1/4” x 1/8” x 1/8”	0.0223	50	1700
W 04015	3/8” x 3/8” x 1/2”	0.0944	50	500
W 04002	3/8” x 3/8” x 1/4”	0.0371	50	500
W 40350	3/8” x 3/8” x 1/8”	0.0422	50	500
W 04003	3/8” x 1/4” x 3/8”	0.0477	50	500
W 04004	3/8” x 1/4” x 1/4”	0.0426	50	500
W 40358	3/8” x 1/4” x 1/8”	0.0413	50	750
W 40363	3/8” x 1/8” x 3/8”	0.0522	50	750
W 40364	3/8” x 1/8” x 1/4”	0.0419	50	750
W 40366	3/8” x 1/8” x 1/8”	0.0462	50	450
W 04067	1/2” x 1/2” x 1”	0.3545	10	100
W 04047	1/2” x 1/2” x 3/4”	0.1060	25	250
W 04029	1/2” x 1/2” x 5/8”	0.0982	25	250
W 04007	1/2” x 1/2” x 3/8”	0.0779	50	500
W 04008	1/2” x 1/2” x 1/4”	0.0618	50	500
W 04014	1/2” x 1/2” x 1/8”	0.0833	50	500
W 04009	1/2” x 3/8” x 1/2”	0.0863	50	500
W 04010	1/2” x 3/8” x 3/8”	0.0787	50	500
W 04011	1/2” x 3/8” x 1/4”	0.0848	50	500
W 04012	1/2” x 1/4” x 1/2”	0.0894	50	500
W 40367	1/2” x 1/4” x 3/8”	0.0819	50	500
W 04013	1/2” x 1/4” x 1/4”	0.0882	50	500
W 04046	5/8” x 5/8” x 3/4”	0.1473	25	250
W 04018	5/8” x 5/8” x 1/2”	0.1014	25	250

(CONTINUED NEXT COLUMN)

(CONTINUED FROM PREVIOUS COLUMN)

PART #	DIAMETER (NOM)	WEIGHT	INNER	MASTER
W 04007	1/2” x 1/2” x 3/8”	0.0779	50	500
W 04008	1/2” x 1/2” x 1/4”	0.0618	50	500
W 04014	1/2” x 1/2” x 1/8”	0.0833	50	500
W 04009	1/2” x 3/8” x 1/2”	0.0863	50	500
W 04010	1/2” x 3/8” x 3/8”	0.0787	50	500
W 04011	1/2” x 3/8” x 1/4”	0.0848	50	500
W 04012	1/2” x 1/4” x 1/2”	0.0894	50	500
W 40367	1/2” x 1/4” x 3/8”	0.0819	50	500
W 04013	1/2” x 1/4” x 1/4”	0.0882	50	500
W 04046	5/8” x 5/8” x 3/4”	0.1473	25	250
W 04018	5/8” x 5/8” x 1/2”	0.1014	25	250
W 04045	3/4” x 1/2” x 1/4”	0.1503	25	225
W 40230	3/4” x 3/8” x 3/4”	0.1900	25	250
W 40231	3/4” x 3/8” x 1/2”	0.1650	25	250
W 40232	3/4” x 3/8” x 3/8”	0.1210	25	250
W 40101	1” x 1” x 1-1/2”	0.4707	5	50
W 04082	1” x 1” x 1-1/4”	0.3140	5	50
WB04049	1” x 1” x 3/4”	0.2415	10	100
W 04050	1” x 1” x 5/8”	0.2706	10	100
WB04051	1” x 1” x 1/2”	0.2055	10	100
W 04052	1” x 1” x 3/8”	0.1877	10	100
W 04055	1” x 3/4” x 1”	0.2970	10	100
W 04056	1” x 3/4” x 3/4”	0.2532	10	100
W 04057	1” x 3/4” x 5/8”	0.4317	10	90
W 04058	1” x 3/4” x 1/2”	0.2324	10	100
W 04059	1” x 3/4” x 3/8”	0.2090	10	100
W 40233	1” x 5/8” x 1”	0.3255	10	100
W 40234	1” x 5/8” x 3/4”	0.3010	10	90
W 40235	1” x 5/8” x 5/8”	0.3091	10	100
W 40236	1” x 5/8” x 1/2”	0.3455	10	90
W 04061	1” x 1/2” x 1”	0.2982	10	100
W 04062	1” x 1/2” x 3/4”	0.2760	10	100
W 04063	1” x 1/2” x 1/2”	0.2146	10	100
W 40122	1-1/4” x 1-1/4” x 2”	0.8940	2	20
W 40100	1-1/4” x 1-1/4” x 1-1/2”	0.4873	5	50
W 04069	1-1/4” x 1-1/4” x 1”	0.4063	5	50
W 04070	1-1/4” x 1-1/4” x 3/4”	0.3540	5	50
W 04072	1-1/4” x 1-1/4” x 3/8”	0.2863	5	50
W 04073	1-1/4” x 1” x1-1/4”	0.4779	5	50
W 04074	1-1/4” x 1” x 1”	0.4580	5	50
W 04075	1-1/4” x 1” x 3/4”	0.3805	5	50
W 04076	1-1/4” x 1” x 1/2”	0.3560	5	50
W 04078	1-1/4” x 3/4” x 1-1/4”	0.4540	5	50
W 04079	1-1/4” x 3/4” x 1”	0.4553	5	50
W 04080	1-1/4” x 3/4” x 3/4”	0.3687	5	50
W 04081	1-1/4” x 3/4” x 1/2”	0.3380	5	50
W 04083	1-1/4” x 1/2” x 1-1/4”	0.5739	5	50
A 01610*	1-1/4” x 1/2” x 1”	0.4830	5	50
W 40121	1-1/2” x 1-1/2” x 2”	1.2090	2	20
W 04085	1-1/2” x 1-1/2” x 1-1/4”	0.5670	5	50
W 04086	1-1/2” x 1-1/2” x 1”	0.5200	5	50
W 04087	1-1/2” x 1-1/2” x 3/4”	0.4717	5	50
W 04088	1-1/2” x 1-1/2” x 1/2”	0.4210	5	50
W 04089	1-1/2” x 1-1/2” x 3/8”	0.4140	5	50
W 04090	1-1/2” x 1-1/4” x 1-1/2”	0.6790	5	50
W 04091	1-1/2” x 1-1/4” x 1-1/4”	0.6880	5	50
W 04092	1-1/2” x 1-1/4” x 1”	0.5698	5	50
W 04093	1-1/2” x 1-1/4” x 3/4”	0.5660	5	50
W 04094	1-1/2” x 1-1/4” x 1/2”	0.4520	5	50
W 04095	1-1/2” x 1” x 1-1/2”	0.6760	5	50
W 04096	1-1/2” x 1” x 1-1/4	0.6482	5	50
W 04097	1-1/2” x 1” x 1”	0.6114	5	50
W 04098	1-1/2” x 1” x 3/4”	0.5570	5	50
W 40237	1-1/2” x 1” x 1/2”	0.4540	5	30

(CONTINUED NEXT COLUMN)

* Cast Bronze

WROT-CAST PRESSURE | SOLDER JOINT

(CONTINUED FROM PREVIOUS COLUMN)

PART #	DIAMETER (NOM)	WEIGHT	INNER	MASTER
W 04099	1-1/2" x 3/4" x 1-1/2"	0.6661	5	50
W 40239	1-1/2" x 3/4" x 1-1/4"	0.7522	5	50
W 40240	1-1/2" x 3/4" x 1"	0.5232	5	50
W 40238	1-1/2" x 3/4" x 3/4"	0.5540	5	50
W 40243	1-1/2" x 3/4" x 1/2"	0.4660	5	50
W 40244	1-1/2" x 3/4" x 1-1/2"	0.6630	5	50
W 40153	2" x 2" x 3"	2.5537	1	10
W 40144	2" x 2" x 2-1/2"	1.4586	1	10
W 40103	2" x 2" x 1-1/2"	0.9930	5	50
W 40104	2" x 2" x 1-1/4"	0.8510	5	50
W 40105	2" x 2" x 1"	0.8810	5	50
W 40106	2" x 2" x 3/4"	0.8317	5	50
W 40107	2" x 2" x 1/2"	0.6677	5	50
W 40109	2" x 1-1/2" x 2"	1.3140	2	20
W 40110	2" x 1-1/2" x 1-1/2"	1.1470	2	20
W 40111	2" x 1-1/2" x 1-1/4"	0.8647	2	20
W 40112	2" x 1-1/2" x 1"	1.0590	2	20
W 40113	2" x 1-1/2" x 3/4"	0.7535	2	20
W 40114	2" x 1-1/2" x1/2"	0.7690	5	50
W 40115	2" x 1-1/4" x 2"	1.2956	2	20
W 40116	2" x 1-1/4" x 1-1/2"	1.1375	2	20
W 40117	2" x 1-1/4" x 1-1/4"	1.0900	2	20
W 40118	2" x 1-1/4" x 1"	0.9460	2	20
W 40119	2" x 1-1/4" x 3/4"	0.7606	5	50
W 40120	2" x 1-1/4" x1/2"	0.7820	5	20
W 40245	2" x 1" x 2"	1.6369	5	25
W 40247	2" x 1" x 1"	1.0570	5	50
W 40248	2" x 3/4" x 2"	1.7076	5	25
W 40249	2" x 1/2" x 2"	1.6561	5	25
A 01812*	2-1/2" x 2-1/2" x 3"	2.9810	1	15
W 40124	2-1/2" x 2-1/2" x 2"	1.5930	2	20
W 40125	2-1/2" x 2-1/2" x 1-1/2"	1.4930	2	20
W 40126	2-1/2" x 2-1/2" x 1-1/4	1.8741	2	20
W 40127	2-1/2" x 2-1/2" x 1"	1.8320	2	20
W 40128	2-1/2" x 2-1/2" x 3/4"	1.8270	1	10
W 40129	2-1/2" x 2-1/2" x 1/2"	2.0475	1	10
W 40130	2-1/2" x 2" x 2-1/2"	2.3007	4	20
W 40131	2-1/2" x 2" x 2"	1.8369	2	20
W 40132	2-1/2" x 2" x1-1/2"	2.0884	4	20
W 40133	2-1/2" x 2" x1-1/4"	2.1160	4	20
W 40134	2-1/2" x 2" x 1"	2.1000	4	20
W 40135	2-1/2" x 2" x 3/4"	2.0591	4	20
W 40136	2-1/2" x 2" x1/2"	2.1980	4	20
W 40137	2-1/2" x 1-1/2" x 2-1/2"	2.3185	4	20
W 40138	2-1/2" x 1-1/2" x 2"	1.8438	4	20
W 40139	2-1/2" x 1-1/2" x 1-1/2"	2.1127	4	20
W 40140	2-1/2" x 1-1/2" x 1-1/4"	2.1682	4	20
W 40141	2-1/2" x 1-1/2" x 1"	1.8333	4	20
W 40142	2-1/2" x 1-1/2" x 3/4"	2.3573	4	20
W 40143	2-1/2" x 1-1/2" x 1/2"	2.3573	4	20
W 40220	2-1/2" x 1-1/4" x 2-1/2"	2.3457	4	20
W 40250	2-1/2" x 1-1/4" x 2"	1.8214	4	20
W 40251	2-1/2" x 1-1/4" x 1-1/2	2.4695	4	20
W 40252	2-1/2" x 1-1/4" x 1-1/4	1.9615	4	20
W 40253	2-1/2" x 1-1/4" x 1	2.4695	4	20
W 40254	2-1/2" x 1-1/4" x 3/4	2.1793	4	20
W 40255	2-1/2" x 1-1/4" x 1/2	2.4695	4	20
W 40221	2-1/2" x 1" x 2-1/2"	2.3949	4	20
W 40256	2-1/2" x 1" x 2"	1.9737	4	20
W 40257	2-1/2" x 1" x 1-1/2"	2.1539	4	20
W 40258	2-1/2" x 1" x1-1/4"	2.0444	4	20
W 40259	2-1/2" x 1" x 1"	2.2655	4	20
W 40222	2-1/2" x 3/4" x 2-1/2"	2.4105	4	20
A 01902*	3" x 3" x 4"	6.9600	1	5

(CONTINUED NEXT COLUMN)

(CONTINUED FROM PREVIOUS COLUMN)

PART #	DIAMETER (NOM)	WEIGHT	INNER	MASTER
W 40151	3" x 3" x 2 -1/2"	2.4451	2	10
W 40150	3" x 3" x 2"	2.2991	2	20
W 40149	3" x 3" x 1-1/2"	2.1760	2	10
W 40148	3" x 3" x 1-1/4"	2.3822	2	10
W 40147	3" x 3" x 1"	1.9647	2	20
W 40146	3" x 3" x 3/4"	1.4850	2	20
W 40145	3" x 3" x 1/2"	1.3780	2	20
W 40159	3" x 2-1/2" x 3"	2.9624	2	10
W 40158	3" x 2-1/2" x 2-1/2"	4.5160	2	10
W 40157	3" x 2-1/2" x 2"	2.6830	2	10
W 40156	3" x 2-1/2" x 1-1/2"	2.6252	2	10
W 40155	3" x 2-1/2" x 1-1/4"	2.6179	2	10
W 40154	3" x 2-1/2" x 1"	2.0165	2	20
W 40167	3" x 2" x 3"	3.0684	2	10
W 40165	3" x 2" x 2-1/2"	4.6424	2	10
W 40164	3" x 2" x 2"	2.7490	2	10
W 40163	3" x 2" x 1-1/2"	2.5732	2	10
W 40162	3" x 2" x 1-1/4"	2.6110	2	10
W 40161	3" x 2" x 1"	2.0430	2	20
W 40174	3" x 1-1/2" x 3"	2.9748	2	10
W 40181	3" x 1-1/4" x 3"	3.1416	2	10
W 40178	3" x 1" x 3"	3.0152	2	10
W 40163	3" x 2" x 1-1/2"	2.5732	2	10
W 40162	3" x 2" x 1-1/4"	2.6110	2	10
W 40161	3" x 2" x 1"	2.0430	2	20
W 40174	3" x 1-1/2" x 3"	2.9748	2	10
W 40181	3" x 1-1/4" x 3"	3.1416	2	10
W 40178	3" x 1" x 3"	3.0152	2	10
W 40179	3" x 3/4" x 3"	3.0287	2	10
W 40198	4" x 4" x 3"	4.9370	1	5
W 40197	4" x 4" x 2-1/2"	5.1562	1	5
W 40196	4" x 4" x 2"	4.5180	1	10
W 40195	4" x 4" x 1-1/2"	4.1000	1	10
W 40194	4" x 4" x 1-1/4"	4.5531	1	10
W 40193	4" x 4" x 1"	3.0540	1	10
W 40192	4" x 4" x 3/4"	2.8900	1	10
W 40191	4" x 4" x 1/2"	2.8880	1	10
W 40208	4" x 3" x 4"	8.6632	1	5
W 40206	4" x 3" x 3"	5.1180	1	5
W 40205	4" x 3" x 2-1/2"	5.6143	1	5
W 40204	4" x 3" x 2"	4.7578	1	5
W 40212	4" x 2-1/2" x 4"	7.7912	1	5
W 40216	4" x 2" x 4"	8.9477	1	5
W 40215	4" x 1-1/2" x 4"	8.5082	1	5
W 40214	4" x 1-1/4" x 4"	8.5658	1	5
W 40213	4" x 1" x 4"	9.3333	1	5
W 40401	5" x 5" x 4"	6.9500	1	1
W 40402	5" x 5" x 3"	6.2500	1	1
W 40404	5" x 5" x 2"	5.0500	1	1
W 40520	6" x 4" x 4"	12.5200	1	1
W 40502	6" x 6" x 4"	11.0000	1	1
W 40503	6" x 6" x 3"	10.9998	1	1
W 40504	6" x 6" x 2-1/2"	11.1046	1	1
W 40505	6" x 6" x 2"	9.5356	1	1
W 40526	8" x 8" x 4"	22.2640	1	1

* Cast Bronze

WROT-CAST PRESSURE | SOLDER JOINT

Tee

C x C x FPT

■ Cast Style #: T-302*



PART #	DIAMETER (NOM)	WEIGHT	INNER	MASTER
A 01399*	3/8"	0.1050	50	480
A 01512*	1/2"	0.1250	25	250
A 01538*	3/4"	0.3250	10	100
A 01569*	1"	0.5420	5	50
A 01607*	1-1/4"	0.7560	5	50
A 01644*	1-1/2"	1.0800	1	25
A 01698*	2"	1.7400	1	25
A 02517*	1/2" x 1/2" x 3/4"	0.2180	25	250
A 01521*	1/2" x 1/2" x 3/8"	0.1470	25	250
A 01539*	3/4"x 3/4" x 1/2"	0.2170	25	250
A 02578*	3/4"x 3/4" x 3/8"	0.2300	25	250
A 02907*	3/4 x 1/2 x 3/4"	0.2800	25	100
A 01572*	1" x 1" x 3/4"	0.4220	10	100
A 01570*	1" x 1" x 1/2"	0.3470	10	100
A 02655*	1-1/4" x 1-1/4" x 1"	0.6600	5	50
A 02654*	1-1/4" x 1-1/4" x 3/4"	0.5510	10	100
A 01613*	1-1/4" x 1-1/4" x 1/2"	0.3960	10	100
A 02688*	1-1/2" x 1-1/2" x 1"	0.7920	5	50
A 02673*	1-1/2" x 1-1/2" x 3/4"	0.6480	5	50
A 01645*	1-1/2" x 1-1/2" x 1/2"	0.6200	5	50
A 02703*	2" x 2" x 1"	1.2280	1	25
A 02706*	2" x 2" x 3/4"	1.1000	1	25
A 01699*	2" x 2" x 1/2"	0.9720	1	25

Tee

FPT x MPT x C

■ Cast Style #: T-305*



PART #	DIAMETER (NOM)	WEIGHT	INNER	MASTER
A 03655*	3/4"	0.3400	10	100
A 03656*	3/4" x 3/4" x 1/2"	0.3280	10	100

Tee

C x FPT x C

■ Cast Style #: T-303*



PART #	DIAMETER (NOM)	WEIGHT	INNER	MASTER
A 02516*	1/2"	0.1900	25	250
A 01548*	3/4"	0.3100	10	100
A 01577*	1"	0.5200	10	50
A 01621*	1-1/4"	0.7000	5	50
A 01646*	1-1/2"	1.0000	1	25
A 01712*	2"	1.7200	1	25
A 02151*	1/2" x 3/4" x 1/2"	0.2700	25	125
A 02587*	3/4" x 1/2" x 3/4"	0.2550	25	250
A 02624*	1" x 3/4" x 1"	0.4600	10	100
A 04053*	1" x 1/2" x 1"	0.4120	10	100

Tee • Baseboard

C x FPT x C

■ Cast Style #: T-301*



PART #	DIAMETER (NOM)	WEIGHT	INNER	MASTER
A 07750*	1/2" x 1/8" x 1/2"	0.1040	50	500
A 07757*	3/4" x 1/8" x 1"	0.2900	10	100
A 07751*	3/4" x 1/8" x 3/4"	0.1960	25	250
A 07754*	1" x 1/8" x 1"	0.3110	10	100
A 07775*	1-1/4" x 1/8" x 1-1/4"	0.5140	10	80

Tee • Drop

C x C x C

■ Cast Style #: T-310*



PART #	DIAMETER (NOM)	WEIGHT	INNER	MASTER
A 02515*	1/2"	0.1500	25	250

Tee • Drop

C x C x FPT

■ Cast Style #: T-311*



PART #	DIAMETER (NOM)	WEIGHT	INNER	MASTER
A 01513*	1/2"	0.2400	25	250
A 01549*	3/4"	0.3770	10	100

Tee • Drop

FPT x FPT x C

■ Cast Style #: T-311*



PART #	DIAMETER (NOM)	WEIGHT	INNER	MASTER
A 01502*	1/2"	0.2200	25	150
A 04117*	3/4"	0.3700	10	100
A 03711*	3/4" x 3/4" x 1/2"	0.3100	10	200
A 04109*	3/4" x 1/2" x 3/4"	0.3100	10	100
A 09692*	3/4" x 1/2" x 1/2"	0.2570	10	200

Tee

C x FTG x C

■ Wrot Style #: WT-600F

NSF MADE IN USA



PART #	DIAMETER (NOM)	WEIGHT	INNER	MASTER
W 04106	1/2"	0.0998	50	300
W 04131	3/4"	0.1940	25	150

* Cast Bronze

Tee • Supply & Return

C x C x C

■ Cast Style #: T-300RB*



PART #	DIAMETER (NOM)	WEIGHT	INNER	MASTER
A 03623*	1/2"	0.1670	25	250

45° Wye

C x C x C

■ Cast Style #: T-317*



PART #	DIAMETER (NOM)	WEIGHT	INNER	MASTER
A 03726*	1/2"	0.1500	10	100
A 04119*	3/4"	0.3020	10	100
A 04216*	1"	0.5500	5	50

Union

C x MPT

■ Cast Style #: C-108*



PART #	DIAMETER (NOM)	WEIGHT	INNER	MASTER
A 11209*	3/8"	0.1970	10	100
A 11210*	1/2"	0.2770	25	125
A 11211*	3/4"	0.4270	10	100
A 11212*	1"	0.6780	10	100
A 11213*	1-1/4"	0.9540	5	50
A 11214*	1-1/2"	1.3470	1	50
A 11215*	2"	2.1710	1	25
A 11240*	2-1/2"	4.1250	1	10

Union

C x C

■ Wrot Style #: WC-407

■ Cast Style #: C-107*



PART #	DIAMETER (NOM)	WEIGHT	INNER	MASTER
W 08001	1/4"	0.1160	10	200
W 08002	3/8"	0.1141	50	250
W 08003	1/2"	0.1583	25	250
W 08004	3/4"	0.3672	25	150
W 08005	1"	0.5162	10	100
A 11205*	1-1/4"	0.7640	1	25
A 11206*	1-1/2"	1.0420	1	25
A 11207*	2"	1.7700	1	25
A 11216*	2-1/2"	3.2500	1	20
A 11217*	3"	4.7500	1	10

Union

C x FPT

■ Cast Style #: C-109*



PART #	DIAMETER (NOM)	WEIGHT	INNER	MASTER
A 11421*	3/8"	0.1900	10	200
A 11422*	1/2"	0.2560	25	125
A 11423*	3/4"	0.3710	25	150
A 11424*	1"	0.6090	10	100
A 11425*	1-1/4"	0.9820	5	50
A 11426*	1-1/2"	1.2120	1	50
A 11427*	2"	1.8950	1	25

25 Ft. Roll Copper Tube Strap Perforated

C

■ Wrot Style #: WS-1101



PART #	DIAMETER (NOM)	WEIGHT	INNER
A 01211	1.6290	1	10

Copper Tube Strap • Two-Hole

C

■ Wrot Style #: WS-1100



PART #	DIAMETER (NOM)	WEIGHT	INNER	MASTER
A 01203	1/8"	0.0050	100	4000
A 01278	1/4"	0.0063	100	5600
A 01366	3/8"	0.0071	100	3400
A 02529	1/2"	0.0083	100	1500
A 01467	5/8"	0.0102	100	2000
A 02574	3/4"	0.0125	50	750
A 02614	1"	0.0233	50	750
A 02650	1-1/4"	0.0423	50	500
A 02675	1-1/2"	0.0512	50	500
A 02708	2"	0.0607	50	500

Hanger High Ear

C

■ Wrot Style #: W-124



PART #	DIAMETER (NOM)	WEIGHT	INNER	MASTER
A 03167	1/2"	0.0294	100	1000
A 03168	3/4"	0.0375	50	500
A 03171	1"	0.0425	25	250

* Cast Bronze



** Applies to Wrot Fittings only

- For use in non-pressurized drain, waste and vent sanitary systems
- Constructed of high-grade copper or bronze materials
- Made to applicable ASME standards B16.23, B16.29
- Wrot fittings meet NSF 61G

Adapter • Soil Pipe

C x Spigot



- Wrot Style #: DW-733
- Cast Style #: D-733*

PART #	DIAMETER (NOM)	WEIGHT	INNER	MASTER
W 07122	2”	0.4267	5	100
W07133	3”	1.1150	5	40
A 07220*	4”	2.2290	1	15
A 07016*	1-1/4” x 2”	0.9320	1	50
W 07112	1-1/2” x 2”	0.6070	5	50
A 07322*	2” x 4”	2.3060	1	10
A 07169*	3” x 4”	2.7750	1	20

Adapter • Soil Pipe

C x No Hub



- Cast Style #: D-736N*

PART #	DIAMETER (NOM)	WEIGHT	INNER	MASTER
A 07486*	2”	0.3960	1	50
A 07488*	3”	0.7500	1	50
A 07485*	1-1/2” x 2”	0.4270	1	50

Adapter • Trap

FTG x SJ



- Wrot Style #: DW-724F
- Cast Style #: D-724F*

PART #	DIAMETER (NOM)	WEIGHT	INNER	MASTER
A 11563*	1-1/4”	0.2540	10	100
A 11564	1-1/2”	0.2800	1	10
A 11566	1-1/2” x 1-1/4”	0.2580	10	100

Adapter • Trap

C x SJ



- Wrot Style #: DW-724

PART #	DIAMETER (NOM)	WEIGHT	INNER	MASTER
A 11355	1-1/4”	0.2200	1	25
A 11356	1-1/2”	0.3280	1	10
A 11383	1-1/2” x 1-1/4”	0.3958	1	10

* Cast Bronze

Adapter • Trap

FPT x SJ



- Wrot Style #: DW-757

PART #	DIAMETER (NOM)	WEIGHT	INNER	MASTER
A 11409	1-1/4”	0.3400	10	100
A 11410	1-1/2”	0.4000	10	100
A 11411	1-1/2” x 1-1/4”	0.4000	10	100

Adapter • Trap

MPT x SJ



- Wrot Style #: DW-756

PART #	DIAMETER (NOM)	WEIGHT	INNER	MASTER
A 11405	1-1/4”	0.4200	10	100
A 11406	1-1/2”	0.5200	1	10
A 11407	1/2” x 1-1/4”	0.5300	10	100

Adapter • Trap

C x O.D. Tube



- Cast Style #: D-738*

PART #	DIAMETER (NOM)	WEIGHT	INNER	MASTER
A 07251*	1-1/4"	0.2100	25	250
A 07252*	1-1/2"	0.2390	10	100
A 07253*	1-1/2' x 1-1/4"	0.1950	10	100

Adapter • Trap

C x MPT



- Cast Style #: D-732F*

PART #	DIAMETER (NOM)	WEIGHT	INNER	MASTER
A 07230*	1-1/4”	0.2200	25	150
A 07231*	1-1/2”	0.2540	25	150
A 07232*	2”	0.3290	10	100
A 07264*	3”	0.7700	1	50
A 07263*	1-1/4” x 1-1/2”	0.4380	10	100

Adapter • Trap (Flush)

C x MPT



- Cast Style #: D-732C*

PART #	DIAMETER (NOM)	WEIGHT	INNER	MASTER
A 07645*	1-1/2”	0.1880	25	150
A 07646*	2”	0.2540	10	100

Adapter • Slip Joint

C x SJ THD



- Cast Style #: D-729*

PART #	DIAMETER (NOM)	WEIGHT	INNER	MASTER
W 07050*	1-1/4"	0.0500	50	500
W 07051*	1-1/2"	0.0540	50	500
W 07052*	2"	0.0640	25	250

Adapter • Female

C x FPT



- Wrot Style #: DW-753
- Cast Style #: D-753*

PART #	DIAMETER (NOM)	WEIGHT	INNER	MASTER
W 07221	1-1/2”	0.2530	10	100
W 07222	2”	0.4080	10	100
A 07403*	3”	1.4500	1	25
A 07340*	4”	2.3100	1	20

Adapter • Male

C x MPT



- Wrot Style #: DW-732
- Cast Style #: D-732*

PART #	DIAMETER (NOM)	WEIGHT	INNER	MASTER
A 07012	1-1/4”	0.3527	25	250
A 07054	1-1/2”	0.4354	10	100
A 07094	2”	0.5150	10	100
A 07234*	3”	1.2940	1	25
A 07339*	4”	2.5880	1	20
W 07235	1-1/4” x 1-1/2”	0.3710	10	100
A 07233*	1-1/2” x 1-1/4”	0.3090	10	100

Adapter • Fitting

FTG x FPT



- Wrot Style #: DW-754
- Cast Style #: D-754*

PART #	DIAMETER (NOM)	WEIGHT	INNER	MASTER
W 07240	1-1/4”	0.1900	10	100
A 07436*	1-1/2”	0.3910	10	100
A 07481*	2”	0.5530	10	100
A 07482*	3”	1.4390	1	25

* Cast Bronze

Bushing • Extended

FTG x C

■ Wrot Style #: DW-742



PART #	DIAMETER (NOM)	WEIGHT	INNER	MASTER
W 07350	1-1/2" x 1-1/4"	0.1127	25	250
W 07358	2" x 1-1/2"	0.2193	1	100
W 07359	2" x 1-1/4"	0.1782	1	100
W 07377	3" x 2"	0.4742	1	50
W 07378	3" x 1-1/2"	0.4448	1	50
W 07379	3" x 1-1/4"	0.5029	1	50
W 07387	4" x 3"	0.8873	1	25
W 07389	4" x 2"	1.0289	1	25

Bushing • Flush

FTG x C

■ Wrot Style #: DW-742F



PART #	DIAMETER (NOM)	WEIGHT	INNER	MASTER
A 07334	2" x 1-1/2"	0.3700	10	100

Cleanout • w/Plug

FTG x C.O.

■ Cast Style #: D-730*



PART #	DIAMETER (NOM)	WEIGHT	INNER	MASTER
A 11350*	1-1/4"	0.4900	10	100
A 11351*	1-1/2"	0.6010	1	100
A 11352*	2"	0.8710	1	50
A 11353*	3"	2.3680	1	25
A 11354*	4"	3.9900	1	10

Cleanout • Flush w/Plug

FTG x C.O.

■ Cast Style #: D-730F*



PART #	DIAMETER (NOM)	WEIGHT	INNER	MASTER
A 11551*	1-1/4"	0.2000	10	100
A 11552*	1-1/2"	0.2900	15	150
A 11553*	2"	0.4160	10	100
A 11554*	3"	0.9560	5	50

Flange • Closet

C x Closet

■ Wrot Style #: DW-734



PART #	DIAMETER (NOM)	WEIGHT	INNER	MASTER
W 07834	3" x 4"	0.8260	5	50
W 07844	4" x 4"	0.6666	5	40

Coupling

C x C

■ Wrot Style #: DW-741



PART #	DIAMETER (NOM)	WEIGHT	INNER	MASTER
W 07055	1-1/4"	0.0854	25	150
W 07063	1-1/2"	0.1143	25	250
W 07072	2"	0.1306	1	100
W 07092	3"	0.4677	1	50
W 70107	4"	1.0337	1	25
W 07073	2" x 1-1/2"	0.1676	1	100
W 07074	2" x 1-1/4"	0.1770	1	100
W 07094	3" x 2"	0.5228	1	50
W 07095	3" x 1-1/2"	0.5184	1	50
W 07096	3" x 1-1/4"	0.6958	1	50
W70109	4" x 3"	0.9252	1	25
W70106	4" x 2"	1.3793	1	25

Coupling • Repair

C x C

■ Wrot Style #: DW-741NS



PART #	DIAMETER (NOM)	WEIGHT	INNER	MASTER
W 07907	1-1/4"	0.0720	25	225
W 07908	1-1/2"	0.1146	25	250
W 07909	2"	0.1896	1	75
W 07911	3"	0.3427	1	50

11-1/4° Elbow

C x C

■ Cast Style #: D-704*



PART #	DIAMETER (NOM)	WEIGHT	INNER	MASTER
A 07063*	1-1/2"	0.2180	10	100
A 07103*	2"	0.4020	5	50

* Cast Bronze

22-1/2° Elbow

C X C



- Wrot Style #: DW-703
- Cast Style #: D-703*

NSF MADE IN USA Applies to Wrot Fittings only

PART #	DIAMETER (NOM)	WEIGHT	INNER	MASTER
A 07011*	1-1/4”	0.1930	25	200
W 07060	1-1/2”	0.2650	10	100
A 07098	2”	0.4610	1	50
A 07157	3”	0.9860	1	25

45° Elbow

C X C



- Wrot Style #: DW-204
- Cast Style #: D-702*

NSF MADE IN USA Applies to Wrot Fittings only

PART #	DIAMETER (NOM)	WEIGHT	INNER	MASTER
W 07420	1-1/4"	0.1367	25	250
W 07421	1-1/2"	0.2030	25	125
W 07422	2"	0.3340	1	50
W 07423	3"	0.8421	1	25
A 07304*	4"	2.4700	1	10

45° Elbow • Street

FTG x C



- Wrot Style #: DW-205
- Cast Style #: D-702*

NSF MADE IN USA Applies to Wrot Fittings only

PART #	DIAMETER (NOM)	WEIGHT	INNER	MASTER
W 07430	1-1/4”	0.1675	25	250
W 07431	1-1/2”	0.1954	25	125
W 07432	2”	0.3240	0	50
W 07433	3”	0.8148	1	25
A 07124*	4”	2.8120	1	10

60° Elbow

C x C



- Wrot Style #: DW-701

NSF MADE IN USA

PART #	DIAMETER (NOM)	WEIGHT	INNER	MASTER
W 07064	1-1/2”	0.3520	25	125
W 07066	3”	0.9500	2	20

90° Elbow

C x C



- Wrot Style #: DW-200
- Cast Style #: D-700*

NSF MADE IN USA Applies to Wrot Fittings only

PART #	DIAMETER (NOM)	WEIGHT	INNER	MASTER
W 07400	1-1/4"	0.2548	25	125
W 07401	1-1/2"	0.2384	20	100
W 07403	2"	0.7052	1	50
W 07404	3"	1.6575	1	15
A 07215*	4"	3.7570	1	10
A 07056*	1-1/2" x 1-1/4"	0.4300	10	100
A 07210*	2" x 1-1/2"	0.6400	1	50

90° Elbow • Long Radius

C X C



- Wrot Style #: DW-700LT

NSF MADE IN USA

PART #	DIAMETER (NOM)	WEIGHT	INNER	MASTER
A 07209	1-1/2”	0.4120	5	100
A 07202	2”	0.6200	1	5

90° Elbow • Extra Long Radius

C x C



- Wrot Style #: DW-700XLT

NSF MADE IN USA

PART #	DIAMETER (NOM)	WEIGHT	INNER	MASTER
W 07451	1-1/2”	0.5534	10	50
W 07452	2”	1.1106	5	25
W 07453	3”	2.2801	2	10
W 07454	4”	5.0976	1	5

90° Elbow

C x MPT



- Cast Style #: D-722*

PART #	DIAMETER (NOM)	WEIGHT	INNER	MASTER
A 07326*	1-1/2"	0.6630	1	50

90° Elbow

C x FPT



- Cast Style #: D-705*

PART #	NOM	WEIGHT	INNER	MASTER
A 07059*	1-1/4"	0.7150	10	100
A 07097*	2"	1.1500	1	25

* Cast Bronze

90° Elbow • w/Low Heel Inlet

C x C x C



- Cast Style #: D-737*

PART #	DIAMETER (NOM)	WEIGHT	INNER	MASTER
A 07330*	3" x 3" x 2"	2.4250	1	10

90° Elbow • Street

FTG x C



- Wrot Style #: DW-203
- Cast Style #: D-700*

PART #	DIAMETER (NOM)	WEIGHT	INNER	MASTER
W 07410	1-1/4"	0.2631	25	125
W 07411	1-1/2"	0.3834	20	100
W 07412	2"	0.7000	1	50
W 07413	3"	1.7025	1	15
A 07119*	4"	3.8350	1	10

90° Elbow • Double

C x C x C



- Cast Style #: D-706*

PART #	DIAMETER (NOM)	WEIGHT	INNER	MASTER
A 07443*	1-1/2"	0.7270	1	50
A 07444*	2"	1.3080	1	25
A 07446*	2" x 1-1/2" x 1-1/2"	0.9670	1	50

Plug • Male

MPT



- Cast Style #: D-745*

PART #	DIAMETER (NOM)	WEIGHT	INNER	MASTER
A 07679*	3/4"	0.0760	100	1000
A 07437	1-1/2"	0.2200	25	250
A 07222*	2"	0.3300	10	100

Tee

C x C x C



- Wrot Style #: DW-707
- Cast Style #: D-707*

PART #	DIAMETER (NOM)	WEIGHT	INNER	MASTER
W 07500	1-1/4"	0.3683	20	100
W 07511	1-1/2"	0.5180	20	100
W 07522	2"	0.8510	5	25
W 07533	3"	2.0971	1	10
A 07208*	4"	4.9210	1	5

Tee • Reducing

C x C x C



- Wrot Style #: DW-707
- Cast Style #: D-707*

PART #	DIAMETER (NOM)	WEIGHT	INNER	MASTER
W 07510	1-1/2" x 1-1/2" x 1-1/4"	0.5089	10	100
W 07512	1-1/2" x 1-1/4" x 1-1/4"	0.5196	10	100
W 07521	2" x 2" x 1-1/2"	0.7530	5	50
W 07520	2" x 2" x 1-1/4"	0.6839	5	30
W 07524	2" x 1-1/2" x1-1/2"	0.8741	5	50
W 07532	3" x 3" x 2"	1.6878	5	25
W 07531	3" x 3" x 1-1/2"	1.4542	5	25
W 07530	3" x 3" x 1-1/4"	0.8095	5	25
A 07308*	4" x 4" x 3"	3.4880	1	10
A 07309*	4" x 4" x 2"	2.7350	1	15

Tee

C x C x FPT



- Cast Style #: D-708*

PART #	DIAMETER (NOM)	WEIGHT	INNER	MASTER
A 07046*	1-1/2"	0.8780	1	50
A 07100*	2"	1.5700	1	25
A 07101*	2" x 2" x 1-1/2"	1.1670	1	25

Tee • Double (Cross)

C x C x C x C



- Cast Style #: D-718*

PART #	DIAMETER (NOM)	WEIGHT	INNER	MASTER
A 07065*	1-1/2"	0.7750	1	50
A 07105*	2"	1.3100	1	25
A 07066*	1-1/2" x 1-1/2" x 1-1/4" x 1-1/4"	0.6800	1	50
A 07106*	2" x 2" x 1-1/2" x 1-1/2"	0.9780	1	25
A 07171*	3" x 3" x 2" x 2"	2.3550	1	15
A 07320*	3" x 3" x 1-1/2" x 1-1/2"	1.5130	1	25

Tee • Test w/Plug

C x C x C.O



- Cast Style #: D-714*

PART #	DIAMETER (NOM)	WEIGHT	INNER	MASTER
A 11360*	1-1/2"	1.0000	1	50
A 11366*	2"	1.3540	1	25
A 11367*	3"	3.7770	1	10

* Cast Bronze

Test Cap

C

■ Wrot Style #: DW-798T



PART #	DIAMETER (NOM)	WEIGHT	INNER	MASTER
W 07634	1/2"	0.0025	500	3000
W 07635	3/4"	0.0041	100	600
W 07636	1"	0.0059	100	600
W 07637	1-1/4"	0.0080	100	600
W 07638	1-1/2"	0.0107	100	600
W 07639	2"	0.0165	50	300
W 07640	3"	0.0428	50	300

T-Y • Long Turn

C x C x C

■ Cast Style #: D-715*



PART #	DIAMETER (NOM)	WEIGHT	INNER	MASTER
A 07082*	1-1/4"	0.9260	1	50
A 07041*	1-1/2"	0.8700	1	10
A 07083*	2"	1.8350	1	10
A 07158*	3"	3.6860	1	10
A 07273*	4"	9.0000	1	4
A 07084*	2" x 2" x 1-1/2"	1.0200	1	25
A 07159*	3" x 3" x 2"	2.7810	1	10

T-Y • Long Turn (Double)

C x C x C x C

■ Cast Style #: D-717*



PART #	DIAMETER (NOM)	WEIGHT	INNER	MASTER
A 07061*	1-1/2"	1.2500	1	25
A 07089*	2"	2.8310	1	10
A 07090*	2" x 2" x 1-1/2" x 1-1/2"	1.9630	1	25

Vent Increaser

C x Tube

■ Wrot Style #: DW-752



PART #	DIAMETER (NOM)	WEIGHT	INNER	MASTER
W 70112	3" x 4" x 18"	4.3694	1	6
W 70111	3" x 4" x 24"	5.9046	1	5

Drum Trap • Swivel

C x C x C.O.

■ Cast Style #: D-778*



PART #	DIAMETER (NOM)	WEIGHT	INNER	MASTER
A 11395*	3" x 6" x 1-1/2"	2.8960	1	10

45° Wye

C x C x C

■ Cast Style #: D-719*



PART #	DIAMETER (NOM)	WEIGHT	INNER	MASTER
A 07005*	1-1/4"	0.6300	1	50
A 07037*	1-1/2"	0.8710	1	50
A 07077*	2"	1.2400	1	25
A 07150*	3"	2.7670	1	20
A 07200*	4"	5.5470	1	5
A 07078*	2" x 2" x 1-1/2"	1.1460	1	50
A 07079*	2" x 2" x 1-1/4"	1.0110	1	50
A 07249*	2" x 1-1/2" x 2"	1.1550	1	40
A 07318*	2" x 1-1/2" x1-1/2"	0.8500	1	50
A 07152*	3" x 3" x 2"	2.0350	1	25
A 07153*	3" x 3" x 1-1/2"	1.6860	1	25
A 07315*	4" x 4" x 3"	3.9590	1	10
A 07203*	4" x 4" x 2"	2.9040	1	10

P-Trap • w/Cleanout

C x SJ

■ Cast Style #: D-763*



PART #	DIAMETER (NOM)	WEIGHT	INNER	MASTER
A 15660*	1-1/2"	1.7980	1	20
A 15661*	2"	2.6550	1	25

45° Wye • Double

C x C x C x C

■ Cast Style #: D-720*



PART #	DIAMETER (NOM)	WEIGHT	INNER	MASTER
A 07039*	1-1/2"	1.1150	1	50
A 07080*	2"	2.0000	1	20
A 07379*	3"	3.9500	1	10
A 07081*	2" x 2" x 1-1/2" x 1-1/2"	1.2620	1	25

* Cast Bronze

P-Trap

C x SJ

■ Cast Style #: D-762*



PART #	DIAMETER (NOM)	WEIGHT	INNER	MASTER
A 15654*	1-1/2”	1.5000	1	25

P-Trap • w/Cleanout

C x C

■ Cast Style #: D-761*



PART #	DIAMETER (NOM)	WEIGHT	INNER	MASTER
A 15656*	1-1/4"	1.2130	1	50
A 15657*	1-1/2"	1.5310	1	50
A 15658*	2"	2.2610	1	25

P-Trap • w/Union Joint

C x SJ

■ Cast Style #: D-740*



PART #	DIAMETER (NOM)	WEIGHT	INNER	MASTER
A 15636*	1-1/2”	1.8550	1	25

Return Bend • w/Cleanout

C x C

■ Cast Style #: D-783*



PART #	DIAMETER (NOM)	WEIGHT	INNER	MASTER
A 15692*	1-1/4”	0.8130	1	50
A 15695*	1-1/2”	0.9780	1	50
A 15698*	2”	1.3980	1	25

P-Trap

C x C

■ Cast Style #: D-760*



PART #	DIAMETER (NOM)	WEIGHT	INNER	MASTER
A 15651*	1-1/2”	1.4530	1	50
A 15652*	2”	2.1130	1	25

* Cast Bronze



c UL us 700 PSI R410A

NSF MADE IN USA

- UL Recognized to 700 PSI (select diameters)
- Constructed of high-grade copper or bronze materials
- Made to applicable ASME standards B16.15, B16.18, B16.22, B16.24, B16.50, B1.20.1
- Wrot fittings meet NSF 61G

Adapter • Female

C x F

WC-402



NSF MADE IN USA

PART #	DIAMETER (O.D.)	WEIGHT	INNER	MASTER
W 01204	1/4" x 1/2"	0.1000	100	300
W 01205	1/4" x 3/8"	0.0500	100	700
W 01206	1/4" x 1/4"	0.0400	100	900
W 01207	1/4" x 1/8"	0.0400	100	1,500
W 01214	3/8" x 3/8"	0.0600	50	750
W 01215	3/8" x 1/4"	0.0400	50	750
W 01216	3/8" x 1/8"	0.0300	50	750
W 01223	1/2" x 3/4"	0.1600	50	300
W 01224	1/2" x 1/2"	0.1000	50	500
W 01225	1/2" x 3/8"	0.0700	50	750
W 01226	1/2" x 1/4"	0.0600	50	750
A 01230	5/8" x 3/4"	0.1600	25	250
A 01231	5/8" x 1/2"	0.1000	50	500
W 01232	5/8" x 3/8"	0.0700	50	500
W 01233	5/8" x 1/4"	0.0600	50	500
W 01238	3/4" x 3/4"	0.1500	50	500
W 01239	3/4" x 1/2"	0.0900	50	500
W 01245	7/8" x 1"	0.2700	25	250
W 01246	7/8" x 3/4"	0.1400	25	250
W 01247	7/8" x 1/2"	0.1100	25	250
W 01261	1-1/8" x 1-1/4"	0.2800	10	100

(CONTINUED NEXT COLUMN)

(CONTINUED FROM PREVIOUS COLUMN)

PART #	DIAMETER (O.D.)	WEIGHT	INNER	MASTER
W 01263	1-1/8" x 1"	0.2500	25	250
W 01264	1-1/8" x 3/4"	0.2200	25	250
W 01265	1-1/8" x 1/2"	0.2500	20	200
W 01270	1-3/8" x 1-1/2"	0.5000	10	100
W 01271	1-3/8" x 1-1/4"	0.4500	10	100
W 01272	1-3/8" x 1"	0.3300	10	100
W 01278	1-5/8" x 2"	0.7400	-	60
W 01279	1-5/8" x 1-1/2"	0.5300	10	100
W 01280	1-5/8" x 1-1/4"	0.3900	5	50
W 01287	2-1/8" x 2"	0.5700	-	50
W 01288	2-1/8" x 1-1/2"	0.7400	5	50
W 01296	2-5/8" x 2-1/2"	1.2200	-	25
W 01297	3-1/8" x 3"	-	-	15

Adapter • Fitting

FTG x F

■ Wrot Style #: WC-405



PART #	DIAMETER (O.D.)	WEIGHT	INNER	MASTER
W 01514	3/8" x 3/8"	0.0600	50	750
W 01524	1/2" x 1/2"	0.1000	50	350
W 01525	1/2" x 3/8"	0.0500	50	750
W 01526	1/2" x 1/4"	0.0600	50	750
W 01531	5/8" x 1/2"	0.1100	50	450
W 01532	5/8" x 3/8"	0.0700	50	750
W 01546	7/8" x 3/4"	0.1700	25	250
W 01547	7/8" x 1/2"	0.1100	50	500
W 01563	1-1/8" x 1"	0.2400	25	250
W 01564	1-1/8" x 3/4"	0.1800	25	250
W 01571	1-3/8" x 1-1/4"	0.4000	10	100
W 01579	1-5/8" x 1-1/2"	0.4600	10	100
W 01587	2-1/8" x 2"	0.6500	-	50
W 01596	2-5/8" x 2-1/2"	1.2000	-	25

Adapter • Male

C x M

■ Wrot Style #: WC-401



PART #	DIAMETER (O.D.)	WEIGHT	INNER	MASTER
W 01105	1/4" x 3/8"	0.0600	50	750
W 01106	1/4" x 1/4"	0.0300	50	1,200
W 01107	1/4" x 1/8"	0.0200	50	2,400
W 01109	5/16" x 3/8"	0.0700	50	800
W 01110	5/16" x 1/4"	0.0300	50	1,200
W 01113	3/8" x 1/2"	0.0800	50	500
W01114	3/8" x 3/8"	0.0600	50	750
W 01115	3/8" x 1/4"	0.0300	50	1,200
W 01116	3/8" x 1/8"	0.0200	50	2,000
W 01123	1/2" x 3/4"	0.1700	25	250
W 01124	1/2" x 1/2"	0.0900	50	500
W 01125	1/2" x 3/8"	0.0600	50	500
W 01126	1/2" x 1/4"	0.0500	50	750
W 01129	5/8" x 1"	0.3000	15	150
W 01130	5/8" x 3/4"	0.1700	25	250
W 01131	5/8" x 1/2"	0.0600	50	500
W 01132	5/8" x 3/8"	0.0700	50	500
W 01133	5/8" x 1/4"	0.0600	25	600
W 01138	3/4" x 3/4"	0.1400	25	250
W 01139	3/4" x 1/2"	0.1200	25	250
W 01145	7/8" x 1"	0.2900	10	100
W 01146	7/8" x 3/4"	0.1300	25	250
W 01147	7/8" x 1/2"	0.1200	25	250
W 01161	1-1/8" x 1-1/2"	0.4800	10	100
W 01162	1-1/8" x 11/4"	0.3900	10	100
W 01163	1-1/8" x 1"	0.2400	10	100
W 01164	1-1/8" x 3/4"	0.1700	10	100
W 01165	1-1/8" x 1/2"	0.1800	10	100

(CONTINUED NEXT COLUMN)

(CONTINUED FROM PREVIOUS COLUMN)

PART #	DIAMETER (O.D.)	WEIGHT	INNER	MASTER
W 01170	1-3/8" x 1-1/2"	0.4800	10	100
W 01171	1-3/8" x 1-1/4"	0.4100	10	100
W 01172	1-3/8" x 1"	0.2400	10	100
W 01173	1-3/8" x 3/4"	0.2100	10	100
W 01178	1-5/8" x 2"	0.7800	-	50
W 01179	1-5/8" x 1-1/2"	0.5100	10	100
W 01180	1-5/8" x 1-1/4"	0.3700	10	100
W 01181	1-5/8" x 1"	0.3800	10	100
W 01187	2-1/8" x 2"	0.5700	5	50
W 01188	2-1/8" x 1-1/2"	0.6400	-	50
W 01189	2-1/8" x 1-1/4"	0.5700	-	50
W 01196	2-5/8" x 2-1/2"	1.2600	-	20
W 01197	2-5/8" x 2"	0.9800	-	20
W 01198	2-5/8" x 1-1/2"	0.9800	-	22
W 01199	3-1/8" x 3"	1.7000	-	20
W 01150	4-1/8" x 4"	3.7100	-	16

Adapter • Fitting

FTG x M

■ Wrot Style #: WC-404



PART #	DIAMETER (O.D.)	WEIGHT	INNER	MASTER
W 01425	1/2" x 3/8"	0.0500	50	750
W 01431	5/8" x 1/2"	0.0900	50	500
W 01432	5/8" x 3/8"	0.0600	50	750
W 01446	7/8" x 3/4"	0.1500	50	500
W 01447	7/8" x 1/2"	0.1300	50	500
W 01463	1-1/8" x 1"	0.2300	25	250
W 01464	1-1/8" x 3/4"	0.1900	25	250
W 01471	1-3/8" x 1-1/4"	0.4100	10	100
W 01479	1-5/8" x 1-1/2"	0.4900	10	100
W 01487	21/8" x 2"	0.7600	-	50
W 01496	2-5/8" x 2-1/2"	1.9500	-	20

Bushing • Flush

FTG x C

■ Wrot Style #: WC-106



PART #	DIAMETER (O.D.)	WEIGHT	INNER	MASTER
W 01706	3/8" x 1/4"	0.0100	100	4,000
W 01712	1/2" x 3/8"	0.0100	100	4,000
W 01714	1/2" x 1/4"	0.0200	100	2,400
W 01715	5/8" x 1/2"	0.0200	100	1,500
W 01717	5/8" x 3/8"	0.0400	100	1,500
W 01720	3/4" x 5/8"	0.0300	50	750
W 01721	3/4" x 1/2"	0.0600	50	750
W 01722	3/4" x 3/8"	0.0800	50	750
W 01725	7/8" x 3/4"	0.0400	50	500
W 01726	7/8" x 5/8"	0.0700	50	500
W 01727	7/8" x 1/2"	0.1100	50	500
W 01737	1-1/8" x 7/8"	0.1200	50	500
W 01738	1-1/8" x 3/4"	0.1800	50	500

(CONTINUED NEXT PAGE)

Bushing • Flush (Continued from previous page)

FTG x C

■ Wrot Style #: WC-106



PART #	DIAMETER (O.D.)	WEIGHT	INNER	MASTER
W 01739	1-1/8" x 5/8"	0.2200	25	250
W 01743	1-3/8" x 1-1/8"	0.1600	10	200
W 01745	1-3/8" x 7/8"	0.3000	10	200
W 01750	1-5/8" x 1-3/8"	0.2200	10	100
W 01751	1-5/8" x 1-1/8"	0.4100	10	100
W 01758	2-1/8" x 1-5/8"	0.6800	10	100
W 01759	2-1/8" x 1-3/8"	0.9400	5	50
W 01767	2-5/8" x 2-1/8"	0.9200	-	50

Bushing • Flush

FTG x F

■ Wrot Style #: WC-417
Brass



PART #	DIAMETER (O.D.)	WEIGHT	INNER	MASTER
A 07812	5/8" x 1/8"	0.0400	100	1,600
A 07813	5/8" x 1/4"	0.0200	50	1,200
A 07814	7/8" x 3/8"	0.0800	50	450
A 07815	1-1/8" x 1/2"	0.1700	50	300
A 07816	1-3/8" x 3/4"	0.2500	10	160
A 07817	1-5/8" x 1"	0.3400	10	90
A 07819	2-1/8" x 1-1/2"	0.4800	10	90

Cap

C

■ Wrot Style #: WC-415



PART #	DIAMETER (O.D.)	WEIGHT	INNER	MASTER
W 07002 †	1/4"	0.0000	50	2,000
W 07004 †	3/8"	0.0100	50	2,000
W 07006 †	1/2"	0.0100	50	1,000
W 07007 †	5/8"	0.0200	100	1,000
W 07008 †	3/4"	0.0300	50	2,000
W 07009 †	7/8"	0.0400	50	500
W 07011 †	1-1/8"	0.0800	50	500
W 07012 †	1-3/8"	0.1100	25	250
W 07013 †	1-5/8"	0.1800	25	250
W 07014 †	2-1/8"	0.3000	-	100
W 07015 †	2-5/8"	0.4800	-	50
W 07016	3-1/8"	0.7300	-	50
W 07017	3-5/8"	1.1500	-	25
W 07018	4-1/8"	1.5000	-	20

Coupling • No Stop

C x C

■ Wrot Style #: WC-400NS



PART #	DIAMETER (O.D.)	WEIGHT	INNER	MASTER
W 01900 †	1/4"	0.0000	100	4,000
W 01901 †	3/8"	0.0100	50	2,000
W 01902 †	1/2"	0.0100	50	1,700
W 01903 †	5/8"	0.0300	100	1,000
W 01904 †	3/4"	0.0400	25	375
W 01905 †	7/8"	0.0600	50	500
W 01906 †	1-1/8"	0.1100	25	250
W 01907 †	1-3/8"	0.1500	25	250
W 01908 †	1-5/8"	0.2500	10	100
W 01909 †	2-1/8"	0.4000	-	75
W 01910 †	2-5/8"	0.6600	-	50
W 01911	3-1/8"	1.0300	-	25
W 01913	4-1/8"	2.1500	-	15

Coupling • Rolled Stop

C x C

■ Wrot Style #: WC-400



PART #	DIAMETER (O.D.)	WEIGHT	INNER	MASTER
W 01000 †	1/8"	0.0000	100	4,000
W 01001 †	3/16"	0.000	100	4,000
W 01003 †	1/4"	0.000	100	4,000
W 01009 †	3/8"	0.0100	50	2,000
W 01017 †	1/2"	0.0100	50	1,700
W 01022 †	5/8"	0.0300	100	1,000
W 01028 †	3/4"	0.0500	50	500
W 01034 †	7/8"	0.0600	50	500
W 01040 †	1"	0.0900	25	250
W 01047 †	1-1/8"	0.1100	25	250
W 01055 †	1-3/8"	0.1500	25	250
W 01062 †	1-1/2"	0.2200	-	150
W 01063 †	1-5/8"	0.2100	10	100
W 01072 †	2-1/8"	0.4000	-	75
W 01082 †	2-5/8"	0.6600	-	50
W 01092	3-1/8"	1.0300	-	25
W 10100	3-5/8"	1.1800	-	20
W 10107	4-1/8"	2.1100	-	15

† UL Recognized to 700 PSI (select diameters)

All diameters are O.D.

Coupling • Staked Stop

C x C



■ Wrot Style #: WC-400S

PART #	DIAMETER (O.D.)	WEIGHT	INNER	MASTER
W 10141 †	1/4"	0.000	100	3,400
W 10142 †	5/16"	0.0100	100	5,600
W 10143 †	3/8"	0.0100	50	2,000
W 10144 †	1/2"	0.0100	50	1,700
W 10145 †	5/8"	0.0300	100	1,000
W 10157 †	3/4"	0.0400	25	500
W 10146 †	7/8"	0.0600	50	500
W 10147 †	1-1/8"	0.1100	25	250
W 10148 †	1-3/8"	0.1500	25	250
W 10149 †	1-5/8"	0.2200	10	100
W 10150 †	2-1/8"	0.4100	-	75
W 10151 †	2-5/8"	0.6600	-	50
W 10152	3-1/8"	1.0200	-	25
W 10153	3-5/8"	1.0300	-	20
W 10154	4-1/8"	2.1500	-	15
W 01055	5-1/8"	3.3400	-	8
W 10156	6-1/8"	4.6100	-	3
W 10130	8-1/8"	14.1300	-	1

Coupling • Reducing

C x C



■ Wrot Style #: WC-400R

PART #	DIAMETER (O.D.)	WEIGHT	INNER	MASTER
W 01004 †	1/4" x 3/16"	0.0100	50	2,000
W 01005 †	1/4" x 1/8"	0.0000	50	2,000
W 01010 †	3/8" x 5/16"	0.0100	50	1,700
W 01011 †	3/8" x 1/4"	0.0100	50	2,000
W 01019 †	1/2" x 3/8"	0.0100	50	1,700
W 01021 †	1/2" x 1/4"	0.0200	50	1,200
W 01023 †	5/8" x 1/2"	0.0300	100	1,000
W 01025 †	5/8" x 3/8"	0.0300	100	1,000
W 01027 †	5/8" x 1/4"	0.0300	100	1,000
W 01029 †	3/4" x 5/8"	0.0500	100	600
W 01030 †	3/4" x 1/2"	0.0400	100	600
W 01031 †	3/4" x 3/8"	0.0400	100	600
W 01035 †	7/8" x 3/4"	0.0600	100	1,000
W 01036 †	7/8" x 5/8"	0.0800	50	500
W 01037 †	7/8" x 1/2"	0.0600	50	500
W 01038 †	7/8" x 3/8"	0.0600	50	500
W 01049 †	1-1/8" x 7/8"	0.1300	25	250
W 01050 †	1-1/8" x 3/4"	0.1100	25	250
W 01051 †	1-1/8" x 5/8"	0.1100	25	250
W 01052 †	1-1/8" x 1/2"	0.1100	25	250
W 01056 †	1-3/8" x 1-1/8"	0.2000	10	100
W 01058 †	1-3/8" x 7/8"	0.1700	10	100
W 01060 †	1-3/8" x 5/8"	0.1700	10	100
W 01064 †	1-5/8" x 1-3/8"	0.2300	10	100

(CONTINUED NEXT COLUMN)

† UL Recognized to 700 PSI (select diameters)

(CONTINUED FROM PREVIOUS COLUMN)

PART #	DIAMETER (O.D.)	WEIGHT	INNER	MASTER
W 01065 †	1-5/8" x 1-1/8"	0.2300	10	100
W 01067 †	1-5/8" x 7/8"	0.2400	10	100
W 01069 †	1-5/8" x 5/8"	0.2200	10	100
W 01073 †	2-1/8" x 1-5/8"	0.4300	-	100
W 01074 †	2-1/8" x 1-3/8"	0.4300	-	100
W 01075 †	2-1/8" x 1-1/8"	0.4600	-	100
W 01077 †	2-1/8" x 7/8"	0.4000	-	100
W 01079 †	2-1/8" x 5/8"	0.4100	-	75
W 01083 †	2-5/8" x 2-1/8"	0.6500	-	50
W 01084 †	2-5/8" x 1-5/8"	0.7500	-	50
W 01085 †	2-5/8" x 1-3/8"	0.7000	-	50
W 01086 †	2-5/8" x 1-1/8"	0.7100	-	50
W 01093	3-1/8" x 2-5/8"	1.0600	-	25
W 01094	3-1/8" x 2-1/8"	1.1000	-	25
W 01095	3-1/8" x 1-5/8"	1.0100	-	25
W 10101	3-5/8" x 3-1/8"	1.2200	-	25
W 10108	4-1/8" x 3-5/8"	1.8700	-	20
W 10109	4-1/8" x 3-1/8"	0.7600	-	20
W 10110	4-1/8" x 2-5/8"	1.8800	-	15
W 10111	4-1/8" x 2-1/8"	1.9700	-	20

45° Elbow

C x C



■ Wrot Style #: WE-504

PART #	DIAMETER (O.D.)	WEIGHT	INNER	MASTER
W 03005 †	1/4"	0.0100	50	2,000
W 03012 †	3/8"	0.0100	50	2,800
W 03021 †	1/2"	0.0300	50	850
W 03026 †	5/8"	0.0400	50	500
W 03030 †	3/4"	0.0600	50	500
W 03034 †	7/8"	0.0900	25	250
W 03044 †	1-1/8"	0.1600	25	250
W 03050 †	1-3/8"	0.2500	10	100
W 03055 †	1-5/8"	0.3600	10	100
W 03059 †	2-1/8"	0.6000	10	50
W 03063 †	2-5/8"	1.0000	5	25
W 03067	3-1/8"	1.5300	2	20
W 03070	3-5/8"	2.8100	2	10
W 03073	4-1/8"	3.1400	-	5

45° Elbow • Street

FTG x C



■ Wrot Style #: WE-505

PART #	DIAMETER (O.D.)	WEIGHT	INNER	MASTER
W 03312 †	3/8"	0.0100	100	3,400
W 03321 †	1/2"	0.0300	100	1,500
W 03326 †	5/8"	0.0300	50	500
W 03330 †	3/4"	0.0600	50	500
W 03334 †	7/8"	0.0900	25	250

(CONTINUED NEXT COLUMN)

(CONTINUED FROM PREVIOUS COLUMN)

PART #	DIAMETER (O.D.)	WEIGHT	INNER	MASTER
W 03344 †	1-1/8"	0.1500	25	250
W 03350 †	1-3/8"	0.2400	10	100
W 03355 †	1-5/8"	0.3300	10	100
W 03359 †	2-1/8"	0.6100	5	50
W 03363 †	2-5/8"	1.0500	2	20
W 03368	3-1/8"	1.5200	2	10
W 03373	4-1/8"	3.1100	-	5

45° Elbow

FTG x FTG



■ Wrot Style #: WE-507

NSF MADE IN USA

PART #	DIAMETER (O.D.)	WEIGHT	INNER	MASTER
W 03621 †	1/2"	0.0200	50	1,700
W 03626 †	5/8"	0.0400	50	750
W 03634 †	7/8"	0.1000	25	250
W 03644 †	1-1/8"	0.1800	10	100

90° Elbow • Short Radius

C x C



■ Wrot Style #: WE-500

NSF MADE IN USA

PART #	DIAMETER (O.D.)	WEIGHT	INNER	MASTER
W 02003 †	1/4"	0.0100	50	2,000
W 02009 †	3/8"	0.0200	50	1,700
W 02017 †	1/2"	0.0300	50	1,000
W 02022 †	5/8"	0.0500	100	1,000
W 02028 †	3/4"	0.0800	50	500
W 02034 †	7/8"	0.1100	50	500
W 02040 †	1"	0.2200	20	200
W 02047 †	1-1/8"	0.2400	25	250
W 02084 †	1-3/8"	0.3000	10	100
W 02085 †	1-5/8"	0.4200	10	100
W 02086 †	2-1/8"	0.7600	10	50
W 02087 †	2-5/8"	1.1900	5	25
W 02088	3-1/8"	1.8800	5	25
W 02089	3-5/8"	2.7700	2	10
W 02090	4-1/8"	4.0000	2	10
W 02097	6-1/8"	13.7300	-	1
W 02011 †	3/8" x 1/4"	0.0200	50	750
W 02019 †	1/2" x 3/8"	0.0300	50	750
W 02023 †	5/8" x 1/2"	0.0500	50	500
W 02025 †	5/8" x 3/8"	0.0500	50	500
W 02029 †	3/4" x 5/8"	0.0600	50	500
W 02030 †	3/4" x 1/2"	0.0700	50	500
W 02035 †	7/8" x 3/4"	0.1100	50	500
W 02036 †	7/8" x 5/8"	0.1100	50	500
W 02037 †	7/8" x 1/2"	0.1100	50	500
W 02049 †	1-1/8" x 7/8"	0.1700	25	250
W 02050 †	1-1/8" x 3/4"	0.1600	25	250
W 02051 †	1-1/8" x 5/8"	0.1800	25	250

(CONTINUED NEXT COLUMN)

† UL Recognized to 700 PSI (select diameters)

(CONTINUED FROM PREVIOUS COLUMN)

PART #	DIAMETER (O.D.)	WEIGHT	INNER	MASTER
W 02052 †	1-1/8" x 1/2"	0.2000	25	150
W 02056 †	1-3/8" x 1-1/8"	0.3200	20	200
W 02077 †	1-5/8" x 1-3/8"	0.3300	5	100
W 02078 †	2-1/8" x 1-5/8"	0.6000	5	50

90° Elbow • Long Radius

C x C



■ Wrot Style #: WE-500L

NSF MADE IN USA

PART #	DIAMETER (O.D.)	WEIGHT	INNER	MASTER
W 02701 †	3/16"	0.0000	50	1,000
W 02715 †	1/4"	0.0100	50	2,000
W 02710 †	5/16"	0.0100	50	1,700
W 02716 †	3/8"	0.0200	50	1,700
W 02717 †	1/2"	0.0400	50	500
W 02722 †	5/8"	0.0600	50	500
W 02728 †	3/4"	0.0900	50	500
W 02734 †	7/8"	0.1300	25	250
W 02747 †	1-1/8"	0.2700	10	100
W 02055 †	1-3/8"	0.4200	10	100
W 02063 †	1-5/8"	0.6000	5	50
W 02072 †	2-1/8"	1.2300	5	25
W 02082 †	2-5/8"	2.0500	5	25
W 02092	3-1/8"	3.1300	2	10
W 02093	3-5/8"	5.5300	1	5
W 02095	4-1/8"	7.9800	-	1
W 02711 †	3/8" x 1/4"	0.0100	50	3,000
W 02719 †	1/2" x 3/8"	0.0300	50	2,000
W 02723 †	5/8" x 1/2"	0.0400	50	1,000
W 02725 †	5/8" x 3/8"	0.0300	50	1,000
W 02735 †	7/8" x 3/4"	0.1200	25	250
W 02736 †	7/8" x 5/8"	0.0900	50	500
W 02749 †	1-1/8" x 7/8"	0.1700	10	100
W 02756 †	1-3/8" x 1-1/8"	0.3100	10	100
W 02058 †	1-3/8" x 7/8"	0.3700	10	100
W 02060 †	1-3/8" x 5/8"	0.3700	10	100
W 02064 †	1-5/8" x 1-3/8"	0.4400	5	50
W 02065 †	1-5/8" x 1-1/8"	0.5200	5	50
W 02067 †	1-5/8" x 7/8"	0.5100	5	50
W 02073 †	2-1/8" x 1-5/8"	0.9800	2	20
W 02074 †	2-1/8" x 1-3/8"	0.9400	2	20
W 02075 †	2-1/8" x 1-1/8"	0.9700	2	20
W 02083 †	2-5/8" x2-1/8"	1.5300	2	20

All diameters are O.D.

90° Elbow Short Radius • Street

FTG x C

■ Wrot Style #: WE-503



PART #	DIAMETER (O.D.)	WEIGHT	INNER	MASTER
W 02305 †	1/4"	0.0100	50	2,000
W 02312 †	3/8"	0.0200	50	1,700
W 02321 †	1/2"	0.0300	50	750
W 02326 †	5/8"	0.0500	50	500
W 02330 †	3/4"	0.0900	25	250
W 02334 †	7/8"	0.1100	25	250
W 02344 †	1-1/8"	0.2200	25	250
W 02384 †	1-3/8"	0.2900	25	125
W 02385 †	1-5/8"	0.4400	10	100
W 02386 †	2-1/8"	0.7700	10	50
W 02387 †	2-5/8"	1.2300	5	25
W 02388	3-1/8"	1.9400	2	20
W 02389	3-5/8"	2.7800	1	10
W 02390	4-1/8"	4.0300	2	10

90° Elbow Long Radius • Street

FTG x C

■ Wrot Style #: WE-503L



PART #	DIAMETER (O.D.)	WEIGHT	INNER	MASTER
W 02809 †	3/8"	0.0200	50	1,700
W 02817 †	1/2"	0.0400	50	500
W 02822 †	5/8"	0.0600	60	500
W 02828 †	3/4"	0.0900	25	250
W 02834 †	7/8"	0.1300	25	250
W 02847 †	1-1/8"	0.2600	10	100
W 02350 †	1-3/8"	0.4200	10	100
W 02355 †	1-5/8"	0.6000	5	50
W 02359 †	2-1/8"	1.2300	5	25
W 02363 †	2-5/8"	2.0800	5	25
W 02368	3-1/8"	3.1200	2	10
W 02393	3-5/8"	5.5200	1	5
W 02395	4-1/8"	8.0700	-	1

90° Elbow • Short Radius

FTG x FTG

■ Wrot Style #: WE-506



PART #	DIAMETER (O.D.)	WEIGHT	INNER	MASTER
W 02612 †	3/8"	0.0200	50	2,800
W 02621 †	1/2"	0.0300	50	750
W 02626 †	5/8"	0.0500	50	500
W 02634 †	7/8"	0.1100	25	250
W 02644 †	1-1/8"	0.2200	10	100
W 02684 †	1-3/8"	0.3100	10	100

(CONTINUED NEXT COLUMN)

† UL Recognized to 700 PSI (select diameters)

(CONTINUED FROM PREVIOUS COLUMN)

PART #	DIAMETER (O.D.)	WEIGHT	INNER	MASTER
W 02685 †	1-5/8"	0.4300	5	50
W 02686 †	2-1/8"	0.7900	1	10
W 02687 †	2-5/8"	1.2500	1	10
W 02688	3-1/8"	2.0800	1	10
W 02689	3-5/8"	2.6300	1	10
W 02690	4-1/8"	3.8800	1	5

90° Elbow • Long Radius

FTG x FTG

■ Wrot Style #: WE-506L



PART #	DIAMETER (O.D.)	WEIGHT	INNER	MASTER
W 02650 †	1-3/8"	0.4400	5	50
W 02655 †	1-5/8"	0.6300	5	50
W 02659 †	2-1/8"	1.2300	1	10

90° Elbow • Forged Brass

C x F

■ Wrot Style #: WE-502



PART #	DIAMETER (O.D.)	WEIGHT	INNER	MASTER
W 02206	1/4" x 1/4"	0.1000	50	450
W 02207	1/4" x 1/8"	0.0700	50	800
W 02214	3/8" x 3/8"	0.1000	50	600
W 02216	3/8" x 1/8"	0.0800	50	700
W 02225	3/8" x 3/8"	0.1100	25	300
W 02226	3/8" x 1/4"	0.1000	25	350

90° Elbow • Forged Brass

C x M

■ Wrot Style #: WE-501



PART #	DIAMETER (O.D.)	WEIGHT	INNER	MASTER
W 02106	1/4" x 1/4"	0.0700	50	700
W 02107	1/4" x 1/8"	0.0400	50	1,200
W 02115	1/4" x 1/4"	0.0600	50	800
W 02216	1/4" x 1/8"	0.0600	50	800
W 02125	1/4" x 3/8"	0.1000	25	400
W 02132	1/4" x 3/8"	0.1600	10	240

90° Fitting Reducer

FTG x C



■ Wrot Style #: WC-403

PART #	DIAMETER (O.D.)	WEIGHT	INNER	MASTER
W 01302 †	1/4" x 1/8"	0.0000	50	2,000
W 01306 †	3/8" x 1/4"	0.0100	50	2,000
W 01312 †	1/2" x 3/8"	0.0200	50	2,000
W 01314 †	1/2" x 1/4"	0.0100	50	2,800
W 01315 †	5/8" x 1/2"	0.0300	50	750
W 01317 †	5/8" x 3/8"	0.0200	50	1,700
W 01320 †	3/4" x 5/8"	0.0400	100	1,000
W 01321 †	3/4" x 1/2"	0.0400	100	900
W 01322 †	3/4" x 3/8"	0.0400	100	900
W 01325 †	7/8" x 3/4"	0.0600	50	500
W 01326 †	7/8" x 5/8"	0.0600	50	500
W 01327 †	7/8" x 1/2"	0.0600	50	500
W 01337 †	1-1/8" x 7/8"	0.1100	25	250
W 01338 †	1-1/8" x 3/4"	0.1000	25	250
W 01339 †	1-1/8" x 5/8"	0.1000	25	250
W 01340 †	1-1/8" x 1/2"	0.1000	20	200
W 01343 †	1-3/8" x 1-1/8"	0.1700	10	100
W 01345 †	1-3/8" x 7/8"	0.1700	10	100
W 01347 †	1-3/8" x 5/8"	0.1600	10	100
W 01350 †	1-5/8" x 1-3/8"	0.2300	10	100
W 01351 †	1-5/8" x 1-1/8"	0.2400	10	100
W 01353 †	1-5/8" x 7/8"	0.2300	10	100
W 01355 †	1-5/8" x 5/8"	0.2200	10	100
W 01358 †	2-1/8" x 1-5/8"	0.4400	-	100
W 01359 †	2-1/8" x 1-3/8"	0.4300	-	100
W 01360 †	2-1/8" x 1-1/8"	0.4500	-	100
W 01362 †	2-1/8" x 7/8"	0.4300	-	100
W 01364 †	2-1/8" x 5/8"	0.4200	-	100
W 01367 †	2-5/8" x 2-1/8"	0.6200	-	50
W 01368 †	2-5/8" x 1-5/8"	0.5700	-	50
W 01369 †	2-5/8" x 1-3/8"	0.6200	-	50
W 01370 †	2-5/8" x 1-1/8"	0.6300	-	50
W 01376	3-1/8" x 2-5/8"	1.0000	-	25
W 01377	3-1/8" x 2-1/8"	0.8900	-	25
W 01378	3-1/8" x 1-5/8"	0.9200	-	50
W 01379	3-1/8" x 1-3/8"	1.0100	-	50
W 01381	3-5/8" x 3-1/8"	1.2800	-	20
W 01382	3-5/8" x 2-5/8"	1.3700	-	20
W 01383	3-5/8" x 2-1/8"	1.4700	-	20
W 01386	4-1/8" x 3-5/8"	1.7400	-	20
W 01387	4-1/8" x 3-1/8"	1.7700	-	15
W 01388	4-1/8" x 2-5/8"	1.8300	-	15
W 01389	4-1/8" x 2-1/8"	1.8600	-	15

Hanger High Ear

C



■ Wrot Style #: W-124

PART #	DIAMETER (O.D.)	WEIGHT	INNER	MASTER
A 03167	5/8"	0.0300	100	10,000
A 03168	7/8"	0.0400	25	500
A 03171	1-1/8"	0.0400	25	250

Plug • Fitting

FTG



■ Wrot Style #: WC-416
Brass

PART #	DIAMETER (O.D.)	WEIGHT	INNER	MASTER
A 01402	1/4"	0.0100	50	500
A 01422	3/8"	0.0100	100	4,000
A 01392	1/2"	0.0200	50	2,000
A 01504	5/8"	0.0300	50	1,200
A 02273	3/4"	0.0500	10	560
A 01529	7/8"	0.0700	50	600
A 01556	1-1/8"	0.1200	25	375
A 01590	1-3/8"	0.2000	15	180
A 01628	1-5/8"	0.2800	10	120

P-Trap • Pressure

C x C



■ Wrot Style #: WE-554P

PART #	DIAMETER (O.D.)	WEIGHT	INNER	MASTER
W 60999	5/8"	0.3800	10	50
W 61008	3/4"	0.5100	10	50
W 61000	7/8"	0.6300	5	25
W 61001	1-1/8"	0.8700	3	15
W 61002	1-3/8"	1.1600	4	20
W 61003	1-5/8"	2.2800	4	4
W 61009	2-1/8"	3.8700	-	3

P-Trap • Suction Line Long Radius

C x C



■ Wrot Style #: WE-554PL

PART #	DIAMETER (O.D.)	WEIGHT	INNER	MASTER
W 60998	5/8"	0.1500	30	150
W 60997	3/4"	0.3000	20	100
W 60996	7/8"	0.3600	15	75
W 60995	1-1/8"	0.5800	15	75
W 60994	1-3/8"	0.9700	5	25
W 60993	1-5/8"	1.8400	-	5
W 60992	2-1/8"	3.6100	-	3

† UL Recognized to 700 PSI (select diameters)

All diameters are O.D.

Return Bend

C x C

■ Wrot Style #: WE-512



PART #	DIAMETER (O.D.)	WEIGHT	INNER	MASTER
W 06025 †	3/8" x 4-1/2"	0.1000	25	150
W 06020 †	3/8" x 1-1/2"	0.0200	25	850
W 06048 †	1/2" x 6"	0.2100	-	100
W 06045 †	1/2" x 4"	0.1400	-	200
W 06041 †	1/2" x 3"	0.1100	25	250
W 06036 †	1/2" x 2"	0.0600	50	300
W 06035 †	1/2" x 12-9/32"	0.0800	50	300
W 06032 †	1/2" x 1-1/2"	0.0600	50	500
W 06069 †	5/8" x 6"	0.3000	5	30
W 06062 †	5/8" x 3-3/8"	0.1800	10	100
W 06060 †	5/8" x 3"	0.1600	25	150
W 06058 †	5/8" x 2-1/2"	0.1400	25	250
W 06056 †	5/8" x 2-1/4"	0.1300	25	250
W 06053 †	5/8" x 1-7/8"	0.1100	25	250
W 06051 †	5/8" x 19/16"	0.1000	25	250
W 06084 †	3/4" x 4"	0.2500	-	120
W 06081 †	3/4" x 3-3/8"	0.2400	10	90
W 06077 †	3/4" x 2-1/2"	0.1700	10	100
W 06074 †	3/4" x 2-1/8"	0.1600	10	100
W 06073 †	3/4" x 2"	0.1500	10	100
W 06099 †	7/8" x 12"	0.8800	-	15
W 06095 †	7/8" x 3-3/8"	0.2900	10	100
W 06092 †	7/8" x 2-1/2"	0.2300	10	100
W 60111 †	1-1/8" x 3-1/4"	0.4900	5	50
W 60110 †	1-1/8" x 3"	0.4700	5	50
W 60121 †	1-3/8" x 3-3/4"	0.6500	5	50
W 60131 †	1-5/8" x 4-1/2"	1.0000	5	25
W 60140 †	2-1/8" x 5-1/2"	1.9200	5	25

Tee

C X C X C

■ Wrot Style #: WT-600



PART #	DIAMETER (O.D.)	WEIGHT	INNER	MASTER
W 40302 †	3/16"	0.0100	50	1,700
W 40306 †	1/4"	0.0100	100	2,400
W 40313 †	5/16"	0.0100	50	1,700
W 04000 †	3/8"	0.0200	50	1,700
W 04001 †	1/2"	0.0400	50	500
W 04006 †	5/8"	0.0700	50	500
W 04017 †	3/4"	0.1200	25	250
W 04031 †	7/8"	0.1600	25	250
W 04048 †	1-1/8"	0.2900	10	100
W 04068 †	1-3/8"	0.4200	5	50
W 04084 †	1-5/8"	0.6000	5	50
W 40102 †	2-1/8"	1.1400	5	25
W 40123 †	2-5/8"	1.7200	2	20
W 40152	3-1/8"	2.7700	2	10
W 40190	3-5/8"	5.6600	1	5

(CONTINUED NEXT COLUMN)

† UL Recognized to 700 PSI (select diameters)

(CONTINUED FROM PREVIOUS COLUMN)

PART #	DIAMETER (O.D.)	WEIGHT	INNER	MASTER
W 40200	4-1/8"	5.9900	1	5
W 40400	5-1/8"	12.3800	-	1
W 40500	6-1/8"	20.8500	-	1

Tee • Reducing

C X C X C

■ Wrot Style #: WT-600



PART #	DIAMETER (O.D.)	WEIGHT	INNER	MASTER
W 40368 †	1/4" x 1/4" x 3/8"	0.0300	50	750
W 40308 †	1/4" x 1/4" x 3/16"	0.0100	50	2,000
W 40334 †	5/16" x 5/16" x 3/8"	0.0300	50	750
W 04016 †	3/8" x 3/8" x 5/8"	0.0800	50	500
W 04005 †	3/8" x 3/8" x 1/2"	0.0400	50	500
W 40324 †	3/8" x 3/8" x 1/4"	0.0200	50	1,700
W 40330 †	3/8" x 1/4" x 3/8"	0.0200	50	500
W 40332 †	3/8" x 1/4" x 1/4"	0.0200	50	1,700
W 04015 †	1/2" x 1/2" x 5/8"	0.0900	50	500
W 04002 †	1/2" x 1/2" x 3/8"	0.0400	50	500
W 40350 †	1/2" x 1/2" x 1/4"	0.0400	50	500
W 04003 †	1/2" x 3/8" x 1/2"	0.0500	50	500
W 04004 †	1/2" x 3/8" x 3/8"	0.0400	50	500
W 40358 †	1/2" x 3/8" x 1/4"	0.0400	50	750
W 40363 †	1/2" x 1/4" x 1/2"	0.0500	50	750
W 40364 †	1/2" x 1/4" x 3/8"	0.0400	50	750
W 40366 †	1/2" x 1/4" x 1/4"	0.0500	50	450
W 04067 †	5/8" x 5/8" x 1-1/8"	0.3500	10	100
W 04047 †	5/8" x 5/8" x 7/8"	0.1100	25	250
W 04029 †	5/8" x 5/8" x 3/4"	0.1000	25	250
W 04007 †	5/8" x 5/8" x 1/2"	0.0800	50	500
W 04008 †	5/8" x 5/8" x 3/8"	0.0600	50	500
W 04014 †	5/8" x 5/8" x 1/4"	0.0800	50	500
W 04009 †	5/8" x 1/2" x 5/8"	0.0900	50	500
W 04010 †	5/8" x 1/2" x 1/2"	0.0800	50	500
W 04011 †	5/8" x 1/2" x 3/8"	0.0800	50	500
W 04012 †	5/8" x 3/8" x 5/8"	0.0900	50	500
W 40367 †	5/8" x 3/8" x 1/2"	0.0800	50	500
W 04013 †	5/8" x 3/8" x 3/8"	0.0900	50	500
W 04046 †	3/4" x 3/4" x 7/8"	0.1500	25	250
W 04018 †	3/4" x 3/4" x 5/8"	0.1000	25	250
W 04019 †	3/4" x 3/4" x 1/2"	0.1000	25	250
W 04020 †	3/4" x 3/4" x 3/8"	0.1000	25	250
W 04021 †	3/4" x 5/8" x 3/4"	0.1300	25	225
W 04022 †	3/4" x 5/8" x 5/8"	0.1100	25	250
W 04023 †	3/4" x 5/8" x 1/2"	0.1100	25	225
W 04025 †	3/4" x 1/2" x 3/4"	0.1500	25	250
W 04026 †	3/4" x 1/2" x 5/8"	0.1400	25	225
W 04027 †	3/4" x 1/2" x 1/2"	0.1100	25	250
W 04065 †	7/8" x 7/8" x 1-1/8"	0.2200	10	100
W 04032 †	7/8" x 7/8" x 3/4"	0.1700	25	250
W 04033 †	7/8" x 7/8" x 5/8"	0.1200	25	250
W 04034 †	7/8" x 7/8" x 1/2"	0.1100	25	250
W 04035 †	7/8" x 7/8" x 3/8"	0.1100	25	250
W 04036 †	7/8" x 3/4" x 7/8"	0.1900	25	250
W 04037 †	7/8" x 3/4" x 3/4"	0.1700	25	250
W 04041 †	7/8" x 5/8" x 7/8"	0.1600	25	250
W 04042 †	7/8" x 5/8" x 3/4"	0.1700	25	150
W 04043 †	7/8" x 5/8" x 5/8"	0.1300	25	250

(CONTINUED NEXT COLUMN)

DOMESTIC COPPER FITTING

EVERFLOW®

ACR | SOLDER JOINT

All diameters are O.D.

(CONTINUED FROM PREVIOUS COLUMN)

PART #	DIAMETER (O.D.)	WEIGHT	INNER	MASTER
W 04044 †	7/8" x 5/8" x 1/2"	0.1200	25	250
W 04045 †	7/8" x 5/8" x 3/8"	0.1500	25	225
W 40230 †	7/8" x 1/2" x 7/8"	0.1900	25	250
W 40231 †	7/8" x 1/2" x 5/8"	0.1700	25	250
W 40232 †	7/8" x 1/2" x 1/2"	0.1200	25	250
W 40101 †	1-1/8" x 1-1/8" x 1-5/8"	0.4700	5	50
W 04082 †	1-1/8" x 1-1/8" x 1-3/8"	0.3100	5	50
W 04049 †	1-1/8" x 1-1/8" x 7/8"	0.2400	10	100
W 04050 †	1-1/8" x 1-1/8" x 3/4"	0.2700	10	100
W 04051 †	1-1/8" x 1-1/8" x 5/8"	0.2100	10	100
W 04052 †	1-1/8" x 1-1/8" x 1/2"	0.1900	10	100
W 04055 †	1-1/8" x 7/8" x 1-1/8"	0.3000	10	100
W 04056 †	1-1/8" x 7/8" x 7/8"	0.2500	10	100
W 04057 †	1-1/8" x 7/8" x 3/4"	0.4300	10	90
W 04058 †	1-1/8" x 7/8" x 5/8"	0.2300	10	100
W 04059 †	1-1/8" x 7/8" x 1/2"	0.2100	10	100
W 40233 †	1-1/8" x 3/4" x 1-1/8"	0.3300	10	100
W 40234 †	1-1/8" x 3/4" x 7/8"	0.3000	10	90
W 40235 †	1-1/8" x 3/4" x 3/4"	0.3100	10	100
W 40236 †	1-1/8" x 3/4" x 5/8"	0.3500	10	90
W 04061 †	1-1/8" x 5/8" x 1-1/8"	0.3000	10	100
W 04062 †	1-1/8" x 5/8" x 7/8"	0.2800	10	100
W 04063 †	1-1/8" x 5/8" x 5/8"	0.2100	10	100
W 40122 †	1-3/8" x 1-3/8" x 2-1/8"	0.8900	2	20
W 40100 †	1-3/8" x 1-3/8" x 1-5/2"	0.4900	5	50
W 04069 †	1-3/8" x 1-3/8" x 1-1/8"	0.4100	5	50
W 04070 †	1-3/8" x 1-3/8" x 7/8"	0.3500	5	50
W 04071 †	1-3/8" x 1-3/8" x 5/8"	0.3200	5	50
W 04072 †	1-3/8" x 1-3/8" x 1/2"	0.2900	5	50
W 04073 †	1-3/8" x 1-1/8" x 1-3/8"	0.4800	5	50
W 04074 †	1-3/8" x 1-1/8" x 1-1/8"	0.4600	5	50
W 04075 †	1-3/8" x 1-1/8" x 7/8"	0.3800	5	50
W 04076 †	1-3/8" x 1-1/8" x 5/8"	0.3600	5	50
W 04078 †	1-3/8" x 7/8" x 1-3/8"	0.4500	5	50
W 04079 †	1-3/8" x 7/8" x 1-1/8"	0.4600	5	50
W 04080 †	1-3/8" x 7/8" x 7/8"	0.3700	5	50
W 04081 †	1-3/8" x 7/8" x 5/8"	0.3400	5	50
W 04083 †	1-3/8" x 5/8" x 1-3/8"	0.5700	5	50
W 40121 †	1-5/8" x 1-5/8" x 2-1/8"	1.2100	2	20
W 04085 †	1-5/8" x 1-5/8" x 1-3/8"	0.5700	5	50
W 04086 †	1-5/8" x 1-5/8" x 1-1/8"	0.5200	5	50
W 04087 †	1-5/8" x 1-5/8" x 7/8"	0.4700	5	50
W 04088 †	1-5/8" x 1-5/8" x 5/8"	0.4200	5	50
W 04089 †	1-5/8" x 1-5/8" x 1/2"	0.4100	5	50
W 04090 †	1-5/8" x 1-3/8" x 1-5/8"	0.6800	5	50
W 04091 †	1-5/8" x 1-3/8" x 1-3/8"	0.6900	5	50
W 04092 †	1-5/8" x 1-3/8" x 1-1/8"	0.5700	5	50
W 04093 †	1-5/8" x 1-3/8" x 7/8"	0.5700	5	50
W 04094 †	1-5/8" x 1-3/8" x 5/8"	0.4500	5	50
W 04095 †	1-5/8" x 1-1/8" x 1-5/8"	0.6800	5	50
W 04096 †	1-5/8" x 1-1/8" x 1-3/8"	0.6500	5	50
W 04097 †	1-5/8" x 1-1/8" x 1-1/8"	0.6100	5	50
W 04098 †	1-5/8" x 1-1/8" x 7/8"	0.5600	5	50
W 40237 †	1-5/8" x 1-1/8" x 5/8"	0.4500	5	30
W 04099 †	1-5/8" x 7/8" x 1-5/8"	0.6700	5	50
W 40239 †	1-5/8" x 7/8" x 1-3/8"	0.7500	5	50
W 40240 †	1-5/8" x 7/8" x 1-1/8"	0.5200	5	50
W 40238 †	1-5/8" x 7/8" x 7/8"	0.5500	5	50
W 40243 †	1-5/8" x 7/8" x 5/8"	0.4700	5	50
W 40244 †	1-5/8" x 5/8" x 1-5/8"	0.6600	5	50
W 40153 †	2-1/8" x 2-1/8" x 3-1/8"	2.5500	1	10
W 40144 †	2-1/8" x 2-1/8" x 2-5/8"	1.4600	1	10
W 40103 †	2-1/8" x 2-1/8" x 1-5/8"	0.9900	5	50

(CONTINUED NEXT COLUMN)

† UL Recognized to 700 PSI (select diameters)

(CONTINUED FROM PREVIOUS COLUMN)

PART #	DIAMETER (O.D.)	WEIGHT	INNER	MASTER
W 40104 †	2-1/8" x 2-1/8" x 1-3/8"	0.8500	5	50
W 40105 †	2-1/8" x 2-1/8" x 1-1/8"	0.8800	5	50
W 40106 †	2-1/8" x 2-1/8" x 7/8"	0.8300	5	50
W 40107 †	2-1/8" x 2-1/8" x 5/8"	0.6700	5	50
W 40108 †	2-1/8" x 7/8" x 1/2"	0.6800	2	20
W 40109 †	2-1/8" x 1-5/8" x 2-1/8"	1.3100	2	20
W 40110 †	2-1/8" x 1-5/8" x 1-5/8"	1.1500	2	20
W 40111 †	2-1/8" x 1-5/8" x 1-3/8"	0.8600	2	20
W 40112 †	2-1/8" x 1-5/8" x 1-1/8"	1.0600	2	20
W 40113 †	2-1/8" x 1-5/8" x 7/8"	0.7500	2	20
W 40114 †	2-1/8" x 1-5/8" x 5/8"	0.7700	5	50
W 40115 †	2-1/8" x 1-3/8" x 2-1/8"	1.3000	2	20
W 40116 †	2-1/8" x 1-3/8" x 1-5/8"	1.1400	2	20
W 40117 †	2-1/8" x 1-3/8" x 1-3/8"	1.0900	2	20
W 40118 †	2-1/8" x 1-3/8" x 1-1/8"	0.9500	2	20
W 40119 †	2-1/8" x 1-3/8" x 7/8"	0.7600	5	50
W 40120 †	2-1/8" x 1-3/8" x 5/8"	0.7800	5	20
W 40245 †	2-1/8" x 1-1/8" x 2-1/8"	1.6400	5	25
W 40247 †	2-1/8" x 1-1/8" x 1-1/8"	1.0600	5	50
W 40248 †	2-1/8" x 7/8" x 2-1/8"	1.7100	5	25
W 40249 †	2-1/8" x 5/8" x 2-1/8"	1.6600	5	25
W 40124 †	2-5/8" x 2-5/8" x 2-1/8"	1.5900	2	20
W 40125 †	2-5/8" x 2-5/8" x 1-5/8"	1.4900	2	20
W 40126 †	2-5/8" x 2-5/8" x 1-3/8"	1.8700	2	20
W 40127 †	2-5/8" x 2-5/8" x 1-1/8"	1.8300	2	20
W 40128 †	2-5/8" x 2-5/8" x 7/8"	1.8300	1	10
W 40129 †	1-3/8" x 1-1/8" x 5/8"	2.0500	1	10
W 40130 †	2-5/8" x 2-1/8" x 2-5/8"	2.300	4	20
W 40131 †	2-5/8" x 2-1/8" x 2-5/8"	2.3000	4	20
W 40132 †	2-5/8" x 2-1/8" x 1-5/8"	2.0900	4	20
W 40133 †	2-5/8" x 2-1/8" x 1-3/8"	2.1200	4	20
W 40134 †	2-5/8" x 2-1/8" x 1-1/8"	2.1000	4	20
W 40135 †	2-5/8" x 2-1/8" x 7/8"	2.0600	4	20
W 40136 †	2-5/8" x 2-1/8" x 5/8"	2.2000	4	20
W 40137 †	2-5/8" x 1-5/8" x 2-5/8"	2.3200	4	20
W 40138 †	2-5/8" x 1-5/8" x 2-1/8"	1.8400	4	20
W 40139 †	2-5/8" x 1-5/8" x 1-5/8"	2.1100	4	20
W 40140 †	2-5/8" x 1-5/8" x 1-3/8"	2.1700	4	20
W 40141 †	2-5/8" x 1-5/8" x 1-1/8"	1.8300	4	20
W 40142 †	2-5/8" x 1-5/8" x 7/8"	2.3600	4	20
W 40143 †	2-5/8" x 1-5/8" x 5/8"	2.3600	4	20
W 40220 †	2-5/8" x 1-3/8" x 2-5/8"	2.3500	4	20
W 40250 †	2-5/8" x 1-3/8" x 2-1/8"	1.8200	4	20
W 40251 †	2-5/8" x 1-3/8" x 1-5/8"	2.4700	4	20
W 40252 †	2-5/8" x 1-3/8" x 1-3/8"	1.9600	4	20
W 40253 †	2-5/8" x 1-3/8" x 1-1/8"	2.4700	4	20
W 40254 †	2-5/8" x 1-3/8" x 7/8"	2.1800	4	20
W 40255 †	2-5/8" x 1-3/8" x 5/8"	2.4700	4	20
W 40221 †	2-5/8" x 1-1/8" x 2-5/8"	2.3900	4	20
W 40256 †	2-5/8" x 1-1/8" x 2-1/8"	1.9700	4	20
W 40257 †	2-5/8" x 1-1/8" x 1-5/8"	2.1500	4	20
W 40258 †	2-5/8" x 1-1/8" x 1-3/8"	2.0400	4	20
W 40259 †	2-5/8" x 1-1/8" x 1-1/8"	2.2700	4	20
W 40222 †	2-5/8" x 7/8" x 2-5/8"	2.4100	4	20
W 40151	3-1/8" x 3-1/8" x 2-5/8"	2.4500	2	10
W 40150	3-1/8" x 3-1/8" x 2-1/8"	2.3000	2	20
W 40149	3-1/8" x 3-1/8" x 1-5/8"	2.1800	2	10
W 40148	3-1/8" x 3-1/8" x 1-3/8"	2.3800	2	10
W 40147	3-1/8" x 3-1/8" x 1-1/8"	1.9600	2	20
W 40146	3-1/8" x 3-1/8" x 7/8"	1.4900	2	20
W 40145	3-1/8" x 3-1/8" x 5/8"	1.3800	2	20
W 40159	3-1/8" x 2-5/8" x 3-1/8"	2.9600	2	10
W 40158	3-1/8" x 2-5/8" x 2-5/8"	4.5200	2	10
W 40157	3-1/8" x 2-5/8" x 2-1/8"	2.6800	2	10

(CONTINUED NEXT COLUMN)

All diameters are O.D.

Tee • Reducing (Continued from Previous Page)

C X C X C

■ Wrot Style #: WT-600



PART #	DIAMETER (O.D.)	WEIGHT	INNER	MASTER
W 40156	3-1/8" x 2-5/8" x 1-5/8"	2.6300	2	10
W 40155	3-1/8" x 2-5/8" x 1-3/8"	2.6200	2	10
W 40154	3-1/8" x 2-5/8" x 1-1/8"	2.0200	2	20
W 40167	3-1/8" x 2-1/8" x 3-1/8"	3.0700	2	10
W 40165	3-1/8" x 2-5/8" x 2-5/8"	4.6400	2	10
W 40164	3-1/8" x 2-5/8" x 2-1/8"	2.7500	2	10
W 40163	3-1/8" x 2-5/8" x 1-5/8"	2.5700	2	10
W 40162	3-1/8" x 2-5/8" x 1-3/8"	2.6100	2	10
W 40161	3-1/8" x 2-5/8" x 1-1/8"	2.0400	2	20
W 40174	3-1/8" x 1-5/8" x 3-1/8"	2.9700	2	10
W 40181	3-1/8" x 1-3/8" x 3-1/8"	3.1400	2	10
W 40178	3-1/8" x 1-1/8" x 3-1/8"	3.0200	2	10
W 40179	3-1/8" x 7/8" x 3-1/8"	3.0300	2	10
W 40198	4-1/8" x 4-1/8" x 3-1/8"	4.9400	1	5
W 40197	4-1/8" x 4-1/8" x 2-5/8"	5.1600	1	5
W 40196	4-1/8" x 4-1/8" x 2-1/8"	4.5200	1	10
W 40195	4-1/8" x 4-1/8" x 1-5/8"	4.4700	1	10
W 40194	4-1/8" x 4-1/8" x 1-3/8"	4.5500	1	10
W 40193	4-1/8" x 4-1/8" x 1-1/8"	3.0500	1	10
W 40192	4-1/8" x 4-1/8" x 7/8"	2.8900	1	10
W 40191	4-1/8" x 4-1/8" x 5/8"	2.8900	1	10
W 40208	4-1/8" x 3-1/8" x 4-1/8"	8.6600	1	5
W 40206	4-1/8" x 3-1/8" x 3-1/8"	5.1200	1	5
W 40205	4-1/8" x 3-1/8" x 2-5/8"	5.6100	1	5
W 40204	4-1/8" x 3-1/8" x 2-1/8"	4.7600	1	5
W 40212	4-1/8" x 2-5/8" x 4-1/8"	7.7900	1	5
W 40216	4-1/8" x 2-1/8" x 4-1/8"	8.9500	1	5
W 40215	4-1/8" x 1-5/8" x 4-1/8"	8.5100	1	5
W 40214	4-1/8" x 1-3/8" x 4-1/8"	8.5700	1	5
W 40213	4-1/8" x 1-1/8" x 4-1/8"	9.3300	1	5
W 40503	6-1/8" x 6-1/8" x 3-1/8"	11.0000	-	1
W 40504	6-1/8" x 6-1/8" x 2-5/8"	11.1000	-	1
W 40505	6-1/8" x 6-1/8" x 2-1/8"	9.5400	-	1

Tee • Forged Brass

C X C X F

■ Wrot Style #: WT-602



PART #	DIAMETER (O.D.)	WEIGHT	INNER	MASTER
W 04208	1/4" x 1/4" x 1/4"	0.0900	50	450
W 04209	1/4" x 1/4" x 1/8"	0.0400	50	1,200
W 04228	3/8" x 3/8" x 3/8"	0.1500	25	350
W 04229	3/8" x 3/8" x 1/4"	0.1000	25	400
W 04230	3/8" x 3/8" x 1/8"	0.1100	10	400
W 04259	1/2" x 1/2" x 3/8"	0.1500	10	240
W 04283	5/8" x 5/8" x 1/2"	0.3300	10	150

Tee

C x FTG x C

■ Wrot Style #: WT-600F



PART #	DIAMETER (O.D.)	WEIGHT	INNER	MASTER
W 04106 †	5/8"	0.1000	50	300
W 04131 †	7/8"	0.1900	25	150

Union

C x C

■ Wrot Style #: WC-407



PART #	DIAMETER (O.D.)	WEIGHT	INNER	MASTER
W 08001	3/8"	0.1200	25	250
W 08002	1/2"	0.1100	25	250
W 08003	5/8"	0.1600	25	250
W 08004	7/8"	0.3700	25	150
W 08005	1-1/8"	0.5200	10	100

Copper Tube Strap • Two-Hole

■ Wrot Style #: WS-1100



PART #	DIAMETER (O.D.)	WEIGHT	INNER	MASTER
A 01203	1/4"	0.0100	100	4,000
A 01278	3/8"	0.0100	100	5,600
A 01366	1/2"	0.0100	100	3,400
A 02529	5/8"	0.0100	100	1,500
A 01467	3/4"	0.0100	100	2,000
A 02574	7/8"	0.0100	50	750
A 02614	1-1/8"	0.0200	50	750
A 02650	1-3/8"	0.0400	50	500
A 02675	1-5/8"	0.0500	50	500
A 02708	2-1/8"	0.0600	50	500

25 Ft. Roll Copper Tube Strap Perforated

■ Wrot Style #: WS-1101



PART #	DIAMETER (O.D.)	WEIGHT	INNER	MASTER
A 01211	25 Ft. Roll	1.6300	1	10

† UL Recognized to 700 PSI (select diameters)





EVERFLOW
TEXAS | GEORGIA | ILLINOIS | NEW JERSEY
908.436.1100 info@everflowsupplies.com
View latest E-Catalog
SCAN ME

EVERFLOW™



THREADED FITTINGS & NIPPLES

Malleable Fittings
Steel Nipples
Merchant Steel
Cast Iron Fittings
Ductile Iron Fittings
Brass Fittings & Nipples

The Complete Package.



EVERFLOW™

everflowsupplies.com | 908.436.1100

BRASS FITTINGS & NIPPLES

SPECIFICATION SHEET

125LB LEAD FREE BRONZE FITTINGS STANDARD SPECIFICATIONS

- **Material:** ASTM B 584; ASTM B 824
- **Dimensions:** Conforms to ANSI B 16.15, ANSI B 16.18, DIN 2856
- **Flanges Dimensions:** Conforms to ANSI B 16.24, MSS SP-106 DIN 2566, DIN 2642, DIN 86033
- **Union Dimensions:** Conforms to WW-U-516-B
- **Threads:** Conforms to ANSI / ASME B 1.20.1, BS 21, DIN 2999, ISO 228/1, ISO 7/1, JIS B 0202, JIS B 0203
- **Class:** 125 P.S.I
- **Tensile Strength:** 20.0 kg/mm. (Minimum)
- **Elongation:** 20% Minimum
- **Available:** 1/8” through 4”
- **Lead Free:** Confroms to NSF 61/372 and AB1953



SCH. 40 RED BRASS NIPPLES STANDARD SPECIFICATIONS

- **Material:** Conforms to ASTM B43 & B687
- **Threads:** Conforms to ANSI / ASME B 1.20.1
- **Tensile Strength:** Exceeds 303 Mpa
- **Yield Strength:** Exceeds 83 Mpa
- **Elongation:** 35% Minimum
- **Available:** 1/8” through 4” & Length up to 12 ft.
- **Lead Free:** Confroms to NSF 61/372 and AB1953



BRASS FITTINGS

- Bronze Fittings 125 / Flanges 150 • Lead Free Brass is NSF 61-4 and AB1953 Approved
- Stocked from 1/8" through 4" • 100% air tested • Manufactured at ISO 9001:2000 facilities

90° ELBOWS



SIZE	ITEM	INNER	MASTER
1/8"	BRNL0018-NL	200	800
1/4"	BRNL0014-NL	100	400
3/8"	BRNL0038-NL	75	300
1/2"	BRNL0012-NL	50	200
3/4"	BRNL0034-NL	25	100
1"	BRNL0100-NL	20	80
1-1/4"	BRNL0114-NL	25	50
1-1/2"	BRNL0112-NL	35	35
2"	BRNL0200-NL	20	20
2-1/2"	BRNL0212-NL	10	10
3"	BRNL0300-NL	6	6
4"	BRNL0400-NL	2	2

90° STREET ELBOWS



1/8"	BRSN0018-NL	200	800
1/4"	BRSN0014-NL	100	400
3/8"	BRSN0038-NL	60	240
1/2"	BRSN0012-NL	50	200
3/4"	BRSN0034-NL	25	100
1"	BRSN0100-NL	70	70
1-1/4"	BRSN0114-NL	20	40
1-1/2"	BRSN0112-NL	35	35
2"	BRSN0200-NL	20	20
2-1/2"	BRSN0212-NL	9	9
3"	BRSN0300-NL	6	6
4"	BRSN0400-NL	2	2

45° ELBOWS



1/8"	BRFL0018-NL	200	800
1/4"	BRFL0014-NL	120	480
3/8"	BRFL0038-NL	75	300
1/2"	BRFL0012-NL	50	200
3/4"	BRFL0034-NL	25	100
1"	BRFL0100-NL	90	90
1-1/4"	BRFL0114-NL	50	50
1-1/2"	BRFL0112-NL	40	40
2"	BRFL0200-NL	25	25
2-1/2"	BRFL0212-NL	12	12
3"	BRFL0300-NL	8	8
4"	BRFL0400-NL	3	3

REDUCING ELBOWS



SIZE	ITEM	INNER	MASTER
3/8" x 1/4"	BRRL0381-NL	90	360
1/2" x 1/8"	BRRL0120-NL	60	240
1/2" x 1/4"	BRRL0121-NL	60	240
1/2" x 3/8"	BRRL0122-NL	50	200
3/4" x 1/8"	BRRL0340-NL	40	160
3/4" x 1/4"	BRRL0341-NL	40	160
3/4" x 3/8"	BRRL0342-NL	35	140
3/4" x 1/2"	BRRL0343-NL	30	120
1" x 1/8"	BRRL1000-NL	30	120
1" x 1/4"	BRRL1001-NL	30	120
1" x 3/8"	BRRL1002-NL	25	100
1" x 1/2"	BRRL1003-NL	25	100
1" x 3/4"	BRRL1004-NL	25	50
1-1/4" x 1/2"	BRRL1141-NL	75	75
1-1/4" x 3/4"	BRRL1142-NL	65	65
1-1/4" x 1"	BRRL1143-NL	50	50
1-1/2" x 1/2"	BRRL1121-NL	55	55
1-1/2" x 3/4"	BRRL1122-NL	55	55
1-1/2" x 1"	BRRL1123-NL	45	45
1-1/2" x 1-1/4"	BRRL1124-NL	35	35
2" x 1/2"	BRRL2000-NL	10	40
2" x 3/4"	BRRL2001-NL	9	36
2" x 1"	BRRL2002-NL	28	28
2" x 1-1/4"	BRRL2003-NL	24	24
2" x 1-1/2"	BRRL2004-NL	20	20
2-1/2" x 1/2"	BRRL2120-NL	20	20
2-1/2" x 1-1/2"	BRRL2121-NL	12	12
2-1/2" x 2"	BRRL2122-NL	12	12
3" x 2"	BRRL3000-NL	8	8

45° STREET ELBOWS



1/8"	BRSF0018-NL	200	800
1/4"	BRSF0014-NL	100	400
3/8"	BRSF0038-NL	75	300
1/2"	BRSF0012-NL	75	300
3/4"	BRSF0034-NL	50	200
1"	BRSF0100-NL	25	100
1-1/4"	BRSF0114-NL	40	80
1-1/2"	BRSF0112-NL	50	50
2"	BRSF0200-NL	35	35
3"	BRSF0300-NL	8	8
4"	BRSF0400-NL	3	3

BRASS FITTINGS

- Bronze Fittings 125 / Flanges 150 • Lead Free Brass is NSF 61-4 and AB1953 Approved
- Stocked from 1/8" through 4" • 100% air tested • Manufactured at ISO 9001:2000 facilities

TEES



SIZE	ITEM	INNER	MASTER
1/8"	BRTE0018-NL	120	480
1/4"	BRTE0014-NL	75	300
3/8"	BRTE0038-NL	50	200
1/2"	BRTE0012-NL	25	100
3/4"	BRTE0034-NL	85	85
1"	BRTE0100-NL	50	50
1-1/4"	BRTE0114-NL	35	35
1-1/2"	BRTE0112-NL	24	24
2"	BRTE0200-NL	15	15
2-1/2"	BRTE0212-NL	8	8
3"	BRTE0300-NL	4	4
4"	BRTE0400-NL	3	3

REDUCING TEES 2 SIZES



1/2" x 1/4"	BRRT0120-NL	35	140
1/2" x 3/8"	BRRT0122-NL	35	140
3/4" x 1/4"	BRRT0340-NL	25	100
3/4" x 3/8"	BRRT0341-NL	25	100
3/4" x 1/2"	BRRT0342-NL	25	100
1" x 1/4"	BRRT1000-NL	40	80
1" x 3/8"	BRRT1001-NL	75	75
1" x 1/2"	BRRT1002-NL	75	75
1" x 3/4"	BRRT1006-NL	70	70
1-1/4" x 3/8"	BRRT1140-NL	45	45
1-1/4" x 1/2"	BRRT1141-NL	45	45
1-1/4" x 3/4"	BRRT1143-NL	40	40
1-1/4" x 1"	BRRT1145-NL	35	35
1-1/2" x 3/8"	BRRT1120-NL	1	1
1-1/2" x 1/2"	BRRT1121-NL	40	40
1-1/2" x 3/4"	BRRT1123-NL	30	30
1-1/2" x 1"	BRRT1124-NL	30	30
1-1/2" x 1-1/4"	BRRT1125-NL	26	26
2" x 3/8"	BRRT2000-NL	1	1
2" x 1/2"	BRRT2001-NL	20	20
2" x 3/4"	BRRT2003-NL	20	20
2" x 1"	BRRT2004-NL	16	16
2" x 1-1/4"	BRRT2005-NL	16	16
2" x 1-1/2"	BRRT2006-NL	16	16
2-1/2" x 1"	BRRT2125-NL	12	12
2-1/2" x 1-1/2"	BRRT2121-NL	8	8
2-1/2" x 2"	BRRT2122-NL	8	8

REDUCING TEES 3 SIZES



SIZE	ITEM	INNER	MASTER
3/4" x 1/2" x 1/2"	BRRT0343-NL	25	100
3/4" x 1/2" x 3/4"	BRRT0344-NL	25	100
1" x 1/2" x 1/2"	BRRT1003-NL	35	70
1" x 1/2" x 3/4"	BRRT1004-NL	35	70
1" x 1/2" x 1"	BRRT1005-NL	35	70
1" x 3/4" x 1/2"	BRRT1007-NL	35	70
1" x 3/4" x 3/4"	BRRT1008-NL	35	70
1" x 3/4" x 1"	BRRT1009-NL	35	70

BULL HEAD TEE



1/2" x 1/2" x 3/4"	BRBT0120-NL	25	100
3/4" x 3/4" x 1"	BRBT0340-NL	40	80
3/4" x 3/4" x 1-1/4"	BRBT0341-NL	1	1
1" x 1" x 1-1/4"	BRBT1000-NL	11	44

CROSS



1/8"	BRCR0018-NL	90	360
1/4"	BRCR0014-NL	60	240
3/8"	BRCR0038-NL	35	140
1/2"	BRCR0012-NL	25	100
3/4"	BRCR0034-NL	30	60
1"	BRCR0100-NL	40	40
1-1/4"	BRCR0114-NL	24	24
1-1/2"	BRCR0112-NL	22	22
2"	BRCR0200-NL	12	12

FLOOR FLANGE with Holes



1/2"	BRFF0012-NL	25	100
3/4"	BRFF0034-NL	20	80
1"	BRFF0100-NL	60	60
1-1/4"	BRFF0114-NL	50	50
1-1/2"	BRFF0112-NL	40	40
2"	BRFF0200-NL	25	25

BRASS FITTINGS

- Bronze Fittings 125 / Flanges 150 • Lead Free Brass is NSF 61-4 and AB1953 Approved
- Stocked from 1/8" through 4" • 100% air tested • Manufactured at ISO 9001:2000 facilities

UNIONS



SIZE	ITEM	INNER	MASTER
1/8"	BRUN0018-NL	90	360
1/4"	BRUN0014-NL	60	240
3/8"	BRUN0038-NL	30	120
1/2"	BRUN0012-NL	25	100
3/4"	BRUN0034-NL	20	80
1"	BRUN0100-NL	35	70
1-1/4"	BRUN0114-NL	35	35
1-1/2"	BRUN0112-NL	25	25
2"	BRUN0200-NL	18	18
2-1/2"	BRUN0212-NL	10	10
3"	BRUN0300-NL	8	8
4"	BRUN0400-NL	3	3

COUPLINGS



1/8"	BRCP0018-NL	200	800
1/4"	BRCP0014-NL	150	600
3/8"	BRCP0038-NL	100	400
1/2"	BRCP0012-NL	50	200
3/4"	BRCP0034-NL	40	160
1"	BRCP0100-NL	25	100
1-1/4"	BRCP0114-NL	75	75
1-1/2"	BRCP0112-NL	50	50
2"	BRCP0200-NL	30	30
2-1/2"	BRCP0212-NL	18	18
3"	BRCP0300-NL	12	12
4"	BRCP0400-NL	6	6

REDUCING COUPLINGS



1/4" x 1/8"	BRRC0140-NL	150	600
3/8" x 1/8"	BRRC0380-NL	100	400
3/8" x 1/4"	BRRC0381-NL	90	360
1/2" x 1/8"	BRRC0120-NL	75	300
1/2" x 1/4"	BRRC0121-NL	75	300
1/2" x 3/8"	BRRC0122-NL	70	280
3/4" x 1/4"	BRRC0340-NL	50	200
3/4" x 3/8"	BRRC0341-NL	45	180

REDUCING COUPLINGS Continued



SIZE	ITEM	INNER	MASTER
3/4" x 1/2"	BRRC0342-NL	45	180
1" x 3/8"	BRRC1000-NL	30	120
1" x 1/2"	BRRC1001-NL	30	120
1" x 3/4"	BRRC1002-NL	25	100
1-1/4" x 1/2"	BRRC1140-NL	90	90
1-1/4" x 3/4"	BRRC1141-NL	90	90
1-1/4" x 1"	BRRC1142-NL	80	80
1-1/2" x 1/2"	BRRC1120-NL	75	75
1-1/2" x 3/4"	BRRC1121-NL	75	75
1-1/2" x 1"	BRRC1122-NL	65	65
1-1/2" x 1-1/4"	BRRC1123-NL	60	60
2" x 1/2"	BRRC2000-NL	40	40
2" x 3/4"	BRRC2001-NL	40	40
2" x 1"	BRRC2002-NL	40	40
2" x 1-1/4"	BRRC2003-NL	40	40
2" x 1-1/2"	BRRC2004-NL	35	35
2-1/2" x 1"	BRRC2120-NL	20	20
2-1/2" x 1-1/2"	BRRC2121-NL	20	20
2-1/2" x 2"	BRRC2122-NL	20	20
3" x 1"	BRRC3000-NL	16	16
3" x 1-1/2"	BRRC3001-NL	16	16
4" x 2"	BRRC4000-NL	6	6

CAPS



1/8"	BRCA0018-NL	300	1200
1/4"	BRCA0014-NL	250	1000
3/8"	BRCA0038-NL	150	600
1/2"	BRCA0012-NL	100	400
3/4"	BRCA0034-NL	50	200
1"	BRCA0100-NL	40	160
1-1/4"	BRCA0114-NL	25	100
1-1/2"	BRCA0112-NL	100	100
2"	BRCA0200-NL	70	70
2-1/2"	BRCA0212-NL	35	35
3"	BRCA0300-NL	25	25
4"	BRCA0400-NL	10	10

sales@everflowsupplies.com · 908-436-1100 · fax: 908-436-1162

BRASS FITTINGS

• Bronze Fittings 125 / Flanges 150 • Lead Free Brass is NSF 61-4 and AB1953 Approved
• Stocked from 1/8" through 4" • 100% air tested • Manufactured at ISO 9001:2000 facilities

BRASS BUSHINGS



SIZE	ITEM	INNER	MASTER
1/4" x 1/8"	BRBU0140-NL	300	1200
3/8" x 1/8"	BRBU0380-NL	250	1000
3/8" x 1/4"	BRBU0381-NL	250	1000
1/2" x 1/8"	BRBU0120-NL	150	600
1/2" x 1/4"	BRBU0121-NL	150	600
1/2" x 3/8"	BRBU0122-NL	150	600
3/4" x 1/8"	BRBU0340-NL	90	360
3/4" x 1/4"	BRBU0341-NL	90	360
3/4" x 3/8"	BRBU0342-NL	90	360
3/4" x 1/2"	BRBU0343-NL	90	360
1" x 1/4"	BRBU1000-NL	50	200
1" x 3/8"	BRBU1001-NL	50	200
1" x 1/2"	BRBU1002-NL	50	200
1" x 3/4"	BRBU1003-NL	50	200
1-1/4" x 1/2"	BRBU1140-NL	40	160
1-1/4" x 3/4"	BRBU1141-NL	30	120
1-1/4" x 1"	BRBU1142-NL	30	120
1-1/2" x 1/4"	BRBU1120-NL	25	75
1-1/2" x 3/8"	BRBU1121-NL	25	75
1-1/2" x 1/2"	BRBU1122-NL	30	120
1-1/2" x 3/4"	BRBU1123-NL	30	120
1-1/2" x 1"	BRBU1124-NL	30	120
1-1/2" x 1-1/4"	BRBU1125-NL	30	120
2" x 1/2"	BRBU2000-NL	70	70
2" x 3/4"	BRBU2001-NL	70	70
2" x 1"	BRBU2002-NL	70	70
2" x 1-1/4"	BRBU2003-NL	65	65
2" x 1-1/2"	BRBU2004-NL	65	65
2-1/2" x 1"	BRBU2120-NL	40	40
2-1/2" x 1-1/4"	BRBU2121-NL	40	40
2-1/2" x 1-1/2"	BRBU2122-NL	40	40
2-1/2" x 2"	BRBU2123-NL	30	30
3" x 1-1/2"	BRBU3000-NL	15	15
3" x 2"	BRBU3001-NL	15	15
3" x 2-1/2"	BRBU3002-NL	15	15
3" x 1"	BRBU3004-NL	15	15
3" x 1-1/4"	BRBU3005-NL	15	15
4" x 2"	BRBU4000-NL	10	10
4" x 3"	BRBU4002-NL	12	12

PLUG CORED



SIZE	ITEM	INNER	MASTER
1/8"	BRPL0018-NL	300	3600
1/4"	BRPL0014-NL	150	1800
3/8"	BRPL0038-NL	100	1200
1/2"	BRPL0012-NL	150	600
3/4"	BRPL0034-NL	100	400
1"	BRPL0100-NL	50	200
1-1/4"	BRPL0114-NL	35	140
1-1/2"	BRPL0112-NL	30	120
2"	BRPL0200-NL	100	100
2-1/2"	BRPL0212-NL	30	30
3"	BRPL0300-NL	25	25
4"	BRPL0400-NL	15	15

PLUG SOLID



1/8"	BRSP0018-NL	900	3600
1/4"	BRSP0014-NL	500	2000
3/8"	BRSP0038-NL	250	1000
1/2"	BRSP0012-NL	150	600
3/4"	BRSP0034-NL	100	400
1"	BRSP0100-NL	50	200
1-1/4"	BRSP0114-NL	35	140
1-1/2"	BRSP0112-NL	30	120
2"	BRSP0200-NL	100	100
2-1/2"	BRSP0212-NL	20	20
3"	BRSP0300-NL	8	8
4"	BRSP0400-NL	5	5

EXTENSION PIECE



1/2"	BREP0012-NL	75	300
3/4"	BREP0034-NL	40	160

sales@everflowsupplies.com · 908-436-1100 · fax: 908-436-1162

EVERFLOW™ Premier PVF & Specialty Products

877.941.7800 | everflowsupplies.com

BRASS NIPPLES

• Lead Free Brass is NSF 61-4 and AB1953 Approved • Stocked from 1/8" through 4" • Available in lengths up to 12 ft.
• Conforms to ASTM B687 • NPT threads conform to ASME B1.20.1 • Meets all applicable ANSI standards



BRASS NIPPLES

Diam.	Close	1-1/2"	2"	2-1/2"	3"	3-1/2"	4"	4-1/2"	5"	5-1/2"	6"	7"	8"	9"	10"	11"	12"
1/8"	NPBR1800	NPBR1815	NPBR1820	NPBR1825	NPBR1830	NPBR1835	NPBR1840	NPBR1845	NPBR1850	NPBR1855	NPBR1860	NPBR1870	NPBR1880	NPBR1890	NPBR1810	NPBR1811	NPBR1812
1/4"	NPBR1400	NPBR1415	NPBR1420	NPBR1425	NPBR1430	NPBR1435	NPBR1440	NPBR1445	NPBR1450	NPBR1455	NPBR1460	NPBR1470	NPBR1480	NPBR1490	NPBR1410	NPBR1411	NPBR1412
3/8"	NPBR3800	NPBR3815	NPBR3820	NPBR3825	NPBR3830	NPBR3835	NPBR3840	NPBR3845	NPBR3850	NPBR3855	NPBR3860	NPBR3870	NPBR3880	NPBR3890	NPBR3810	NPBR3811	NPBR3812
1/2"	NPBR1200	NPBR1215	NPBR1220	NPBR1225	NPBR1230	NPBR1235	NPBR1240	NPBR1245	NPBR1250	NPBR1255	NPBR1260	NPBR1270	NPBR1280	NPBR1290	NPBR1210	NPBR1211	NPBR1212
3/4"	NPBR3400	NPBR3415	NPBR3420	NPBR3425	NPBR3430	NPBR3435	NPBR3440	NPBR3445	NPBR3450	NPBR3455	NPBR3460	NPBR3470	NPBR3480	NPBR3490	NPBR3410	NPBR3411	NPBR3412
1"	NPBR1000	-	NPBR1020	NPBR1025	NPBR1030	NPBR1035	NPBR1040	NPBR1045	NPBR1050	NPBR1055	NPBR1060	NPBR1070	NPBR1080	NPBR1090	NPBR1010	NPBR1011	NPBR1012
1-1/4"	NPBR1100	-	NPBR1120	NPBR1125	NPBR1130	NPBR1135	NPBR1140	NPBR1145	NPBR1150	NPBR1155	NPBR1160	NPBR1170	NPBR1180	NPBR1190	NPBR1110	NPBR1111	NPBR1112
1-1/2"	NPBR1500	-	NPBR1520	NPBR1525	NPBR1530	NPBR1535	NPBR1540	NPBR1545	NPBR1550	NPBR1555	NPBR1560	NPBR1570	NPBR1580	NPBR1590	NPBR1510	NPBR1511	NPBR1512
2"	NPBR2000	-	-	NPBR2025	NPBR2030	NPBR2035	NPBR2040	NPBR2045	NPBR2050	NPBR2055	NPBR2060	NPBR2070	NPBR2080	NPBR2090	NPBR2010	NPBR2011	NPBR2012
2-1/2"	NPBR2500	-	-	-	NPBR2530	NPBR2535	NPBR2540	NPBR2545	NPBR2550	NPBR2555	NPBR2560	NPBR2570	NPBR2580	NPBR2590	NPBR2510	NPBR2511	NPBR2512
3"	NPBR3000	-	-	-	NPBR3030	NPBR3035	NPBR3040	NPBR3045	NPBR3050	NPBR3055	NPBR3060	NPBR3070	NPBR3080	NPBR3090	NPBR3010	NPBR3011	NPBR3012
4"	NPBR4000	-	-	-	-	NPBR4035	NPBR4040	NPBR4045	NPBR4050	NPBR4055	NPBR4060	NPBR4070	NPBR4080	NPBR4090	NPBR4010	NPBR4011	NPBR4012

PACKAGING QUANTITIES

Size	Weight Per Each (LB) / Packing (Inner/Master)																
	Close	1-1/2"	2"	2-1/2"	3"	3-1/2"	4"	4-1/2"	5"	5-1/2"	6"	7"	8"	9"	10"	11"	12"
1/8"	0.01	0.03	0.04	0.05	0.06	0.07	0.08	0.09	0.10	0.11	0.12	0.14	0.16	0.19	0.21	0.23	0.25
	25/400	25/400	25/400	25/400	25/400	25/400	25/400	25/400	25/400	25/400	25/400	25/400	25/400	25/400	25/400	25/400	25/400
1/4"	0.02	0.05	0.06	0.08	0.10	0.12	0.14	0.16	0.18	0.20	0.21	0.25	0.29	0.33	0.36	0.40	0.44
	25/400	25/400	25/400	25/400	25/400	25/400	25/400	25/400	25/400	25/400	25/400	25/200	25/200	25/200	25/200	25/200	25/200
3/8"	0.04	0.06	0.09	0.12	0.14	0.17	0.19	0.22	0.25	0.27	0.30	0.35	0.40	0.46	0.51	0.56	0.61
	25/400	25/400	25/400	25/400	25/400	24/400	25/400	25/400	25/300	25/300	25/300	25/150	25/150	25/100	25/100	25/100	25/100
1/2"	0.06	0.08	0.12	0.16	0.20	0.24	0.28	0.32	0.36	0.40	0.43	0.51	0.59	0.67	0.75	0.82	0.90
	25/400	25/400	25/400	25/300	25/300	25/300	25/200	25/200	25/200	25/200	25/200	25/100	25/100	25/100	25/100	25/100	25/100
3/4"	0.10	0.11	0.16	0.21	0.27	0.32	0.37	0.43	0.48	0.53	0.58	0.69	0.77	0.90	1.01	1.11	1.22
	25/400	25/400	25/300	25/300	25/200	25/200	25/150	25/150	25/100	25/100	25/100	25/75	25/75	25/50	25/50	25/50	25/50
1"	0.15	-	0.23	0.30	0.38	0.45	0.52	0.60	0.67	0.75	0.82	0.97	1.12	1.27	1.41	1.56	1.71
	25/200		25/200	25/150	25/150	25/100	25/100	25/100	25/75	25/75	25/50	25/50	25/50	25/50	20/40	20/40	20/40
1-1/4"	0.25	-	0.33	0.44	0.55	0.66	0.77	0.88	0.99	1.10	1.21	1.43	1.65	1.86	2.08	2.30	2.52
	25/150		25/100	25/100	25/100	25/50	25/50	25/50	25/50	25/50	25/50	15/30	15/30	15/30	30	30	30
1-1/2"	0.29	-	0.36	0.49	0.62	0.75	0.88	1.01	1.14	1.27	1.40	1.66	1.92	2.18	2.45	2.71	2.97
	25/100		25/100	25/50	25/50	25/50	25/50	50	40	40	40	35	25	25	15	15	15
2"	0.47	-	-	0.64	0.81	0.98	1.16	1.33	1.50	1.67	1.84	2.19	2.53	2.87	3.22	3.56	3.90
	25/50			25/50	50	25	25	25	25	25	25	18	18	18	14	14	14
2-1/2"	0.84	-	-	-	1.09	1.34	1.59	1.84	2.09	2.34	2.59	3.08	3.58	4.08	4.58	5.08	5.58
	36				36	27	27	24	18	18	18	14	12	9	9	9	9
3"	1.26	-	-	-	1.53	1.88	2.24	2.60	2.95	3.31	3.67	4.38	5.09	5.81	6.52	7.23	7.95
	24				24	18	18	16	12	12	12	9	8	8	6	6	6
4"	2.20	-	-	-	2.33	2.86	3.39	3.92	4.45	4.98	5.51	6.57	7.63	8.68	9.74	10.80	11.86
	15				15	12	12	10	8	8	8	5	5	5	4	4	4



BRASS NIPPLE SETS

Size	Part #	Close	1-1/2"	2"	2-1/2"	3"	3-1/2"	4"	4-1/2"	5"	5-1/2"	6"	7"	8"	9"	10"	11"	12"	Total
1/2"	BRNS1200	-	-	-	-	-	-	-	-	-	-	-	-	-	-	-	-	-	11
3/4"	BRNS3400	-	-	-	-	-	-	-	-	-	-	-	-	-	-	-	-	-	11
1"	BRNS1000	-		-	-	-	-	-	-	-	-	-	-	-	-	-	-	-	10



BRASS PIGTAILS

Part #	Description	Qty
BRPA0014	1/4" Angle	10
BRPS0014	1/4" Straight	10

EVERFLOW™
Premier PVF & Specialty Products

sales@everflowsupplies.com · 908-436-1100 · fax: 908-436-1162

MALLEABLE FITTINGS

SPECIFICATION SHEET

150LB STANDARD SPECIFICATIONS

- **Material:** Conforms to ASTM A 197 (CUPOLA)
- **Dimensions:** Conforms to ANSI B 16.3, B 16.4, B 16.39 & SI 225
- **Union Dimensions:** Conforms to ASME B 16.39
- **Threads:** Conforms to ANSI / ASME B 1.20, BS 21
- **Class:** 150 P.S.I
- **Tensile Strength:** 28.4 kg/mm. (Minimum)
- **Elongation:** 5% Minimum
- **Zinc Coating:** SI 918, Conforms to ASTM A 153
- **Working Pressure:** 10kg/cm (150 P.S.I.) at 350°F
- **Available:** 1/8” through 6”
- **Approvals:** Third Party Approved



300LB STANDARD SPECIFICATIONS

- **Material:** Conforms to ASTM A 197 (CUPOLA)
- **Dimensions:** Conforms to ANSI B 16.3, B 16.4, B 16.39 & SI 225
- **Union Dimensions:** Conforms to ASME B 16.39
- **Threads:** Conforms to ANSI / ASME B 1.20, BS 21
- **Class:** 300 P.S.I.
- **Tensile Strength:** 28.4 kg/mm. (Minimum)
- **Elongation:** 5% Minimum
- **Zinc Coating:** SI 918, Conforms to ASTM A 153
- **Working Pressure:** 10 kg/cm (300 P.S.I.) at 550°F
- **Approvals:** Third Party Approved



150LB MALLEABLE FITTINGS

• 150 LB • Black and Galvanized • 1/8" - 6" Diameter • 100% Pressure Tested • ASTM A197
• ANSI/ASME B16.3 • ANSI/ASME B16.14 • UL/ULC and FM Approved • ISO 9001: 2000

ELBOWS 90°



SIZE	BLACK	GALVANIZED	INNER	MASTER
1/8"	BMNL0018	GMNL0018	50	600
1/4"	BMNL0014	GMNL0014	35	420
3/8"	BMNL0038	GMNL0038	90	360
1/2"	BMNL0012	GMNL0012	50	200
3/4"	BMNL0034	GMNL0034	35	105
1"	BMNL0100	GMNL0100	20	60
1-1/4"	BMNL0114	GMNL0114	20	40
1-1/2"	BMNL0112	GMNL0112	15	30
2"	BMNL0200	GMNL0200	8	16
2-1/2"	BMNL0212	GMNL0212	1	12
3"	BMNL0300	GMNL0300	1	8
4"	BMNL0400	GMNL0400	1	2
5"	BMNL0500	GMNL0500	1	2
6"	BMNL0600	GMNL0600	1	1

ELBOWS 45°



1/8"	BMFF0018	GMFF0018	50	600
1/4"	BMFF0014	GMFF0014	30	360
3/8"	BMFF0038	GMFF0038	75	300
1/2"	BMFF0012	GMFF0012	50	200
3/4"	BMFF0034	GMFF0034	40	120
1"	BMFF0100	GMFF0100	20	60
1-1/4"	BMFF0114	GMFF0114	20	40
1-1/2"	BMFF0112	GMFF0112	10	30
2"	BMFF0200	GMFF0200	12	24
2-1/2"	BMFF0212	GMFF0212	1	12
3"	BMFF0300	GMFF0300	1	10
4"	BMFF0400	GMFF0400	2	4
5"	BMFF0500	GMFF0500	1	2
6"	BMFF0600	GMFF0600	1	1

sales@everflowsupplies.com · 908-436-1100 · fax: 908-436-1162

150LB MALLEABLE FITTINGS

• 150 LB • Black and Galvanized • 1/8" - 6" Diameter • 100% Pressure Tested • ASTM A197
• ANSI/ASME B16.3 • ANSI/ASME B16.14 • UL/ULC and FM Approved • ISO 9001: 2000

STREET ELBOW 90°



SIZE	BLACK	GALVANIZED	INNER	MASTER
1/8"	BMSN0018	GMSN0018	60	720
1/4"	BMSN0014	GMSN0014	35	420
3/8"	BMSN0038	GMSN0038	60	240
1/2"	BMSN0012	GMSN0012	60	180
3/4"	BMSN0034	GMSN0034	35	105
3/4" x 1/2"	BMSN3412	-	-	-
1"	BMSN0100	GMSN0100	45	90
1-1/4"	BMSN0114	GMSN0114	25	50
1-1/2"	BMSN0112	GMSN0112	9	27
2"	BMSN0200	GMSN0200	8	16
2-1/2"	BMSN0212	GMSN0212	5	10
3"	BMSN0300	GMSN0300	1	8
4"	BMSN0400	GMSN0400	1	4
6"	BMSN0600	GMSN0600	1	1

STREET ELBOW 45°



1/8"	BMSF0018	GMSF0018	70	840
1/4"	BMSF0014	GMSF0014	40	480
3/8"	BMSF0038	GMSF0038	100	400
1/2"	BMSF0012	GMSF0012	75	225
3/4"	BMSF0034	GMSF0034	40	120
1"	BMSF0100	GMSF0100	25	75
1-1/4"	BMSF0114	GMSF0114	10	40
1-1/2"	BMSF0112	GMSF0112	10	30
2"	BMSF0200	GMSF0200	12	24
2-1/2"	BMSF0212	GMSF0212	6	12
3"	BMSF0300	GMSF0300	3	6
4"	BMSF0400	GMSF0400	1	4

REDUCING ELBOW 90°



1/4" x 1/8"	BMRL0140	GMRL0140	40	480
3/8" x 1/8"	BMRL0380	GMRL0380	105	420
3/8" x 1/4"	BMRL0381	GMRL0381	90	360
1/2" x 1/8"	BMRL0120	GMRL0120	60	240
1/2" x 1/4"	BMRL0121	GMRL0121	60	240
1/2" x 3/8"	BMRL0122	GMRL0122	60	240

150LB MALLEABLE FITTINGS

• 150 LB • Black and Galvanized • 1/8" - 6" Diameter • 100% Pressure Tested • ASTM A197
• ANSI/ASME B16.3 • ANSI/ASME B16.14 • UL/ULC and FM Approved • ISO 9001: 2000

REDUCING ELBOWS 90° - continued



SIZE	BLACK	GALVANIZED	INNER	MASTER
3/4" x 1/8"	BMRL0340	GMRL0340	40	160
3/4" x 1/4"	BMRL0341	GMRL0341	40	160
3/4" x 3/8"	BMRL0342	GMRL0342	40	160
3/4" x 1/2"	BMRL0343	GMRL0343	40	160
1" x 1/4"	BMRL1000	GMRL1000	25	100
1" x 3/8"	BMRL1001	GMRL1001	25	100
1" x 1/2"	BMRL1002	GMRL1002	25	100
1" x 3/4"	BMRL1003	GMRL1003	50	100
1-1/4" x 1/2"	BMRL1140	GMRL1140	20	80
1-1/4" x 3/4"	BMRL1141	GMRL1141	15	60
1-1/4" x 1"	BMRL1142	GMRL1142	10	40
1-1/2" x 1/2"	BMRL1120	GMRL1120	15	60
1-1/2" x 3/4"	BMRL1121	GMRL1121	10	40
1-1/2" x 1"	BMRL1122	GMRL1122	10	40
1-1/2" x 1-1/4"	BMRL1123	GMRL1123	15	30
2" x 1/2"	BMRL2000	GMRL2000	10	40
2" x 3/4"	BMRL2001	GMRL2001	9	36
2" x 1"	BMRL2002	GMRL2002	14	28
2" x 1-1/4"	BMRL2003	GMRL2003	10	20
2" x 1-1/2"	BMRL2004	GMRL2004	10	20
2-1/2" x 1/2"	BMRL2120	GMRL2120	8	16
2-1/2" x 3/4"	BMRL2121	GMRL2121	8	16
2-1/2" x 1"	BMRL2122	GMRL2122	8	16
2-1/2" x 1-1/4"	BMRL2123	GMRL2123	8	16
2-1/2" x 1-1/2"	BMRL2124	GMRL2124	6	12
2-1/2" x 2"	BMRL2125	GMRL2125	6	12
3" x 1-1/2"	BMRL3000	GMRL3000	4	8
3" x 2"	BMRL3001	GMRL3001	4	8
3" x 2-1/2"	BMRL3002	GMRL3002	4	8
4" x 2"	BMRL4000	GMRL4000	2	4
4" x 2-1/2"	BMRL4001	GMRL4001	1	2
4" x 3"	BMRL4002	GMRL4002	1	2

150LB MALLEABLE FITTINGS

• 150 LB • Black and Galvanized • 1/8" - 6" Diameter • 100% Pressure Tested • ASTM A197
• ANSI/ASME B16.3 • ANSI/ASME B16.14 • UL/ULC and FM Approved • ISO 9001: 2000

TEE



SIZE	BLACK	GALVANIZED	INNER	MASTER
1/8"	BMTE0018	GMTE0018	120	480
1/4"	BMTE0014	GMTE0014	75	300
3/8"	BMTE0038	GMTE0038	45	180
1/2"	BMTE0012	GMTE0012	40	120
3/4"	BMTE0034	GMTE0034	35	70
1"	BMTE0100	GMTE0100	20	40
1-1/4"	BMTE0114	GMTE0114	14	28
1-1/2"	BMTE0112	GMTE0112	12	24
2"	BMTE0200	GMTE0200	8	16
2-1/2"	BMTE0212	GMTE0212	4	8
3"	BMTE0300	GMTE0300	6	6
4"	BMTE0400	GMTE0400	1	2
5"	BMTE0500	GMTE0500	1	2
6"	BMTE0600	GMTE0600	1	1

REDUCING TEE 2 SIZES



1/4" x 1/8"	BMRT0140	GMRT0140	25	300
3/8" x 1/8"	BMRT0380	GMRT0380	90	360
3/8" x 1/4"	BMRT0381	GMRT0381	60	240
1/2" x 1/8"	BMRT0120	GMRT0120	40	160
1/2" x 1/4"	BMRT0121	GMRT0121	40	160
1/2" x 3/8"	BMRT0122	GMRT0122	40	160
3/4" x 1/4"	BMRT0340	GMRT0340	25	100
3/4" x 3/8"	BMRT0341	GMRT0341	25	100
3/4" x 1/2"	BMRT0342	GMRT0342	20	80
1" x 1/4"	BMRT1000	GMRT1000	20	80
1" x 3/8"	BMRT1001	GMRT1001	15	60
1" x 1/2"	BMRT1002	GMRT1002	15	60
1" x 3/4"	BMRT1009	GMRT1009	12	48
1-1/4" x 3/8"	BMRT1400	GMRT1400	20	40
1-1/4" x 1/2"	BMRT1401	GMRT1401	20	40
1-1/4" x 3/4"	BMRT1402	GMRT1402	20	40
1-1/4" x 1"	BMRT1403	GMRT1403	20	40
1-1/2" x 3/8"	BMRT1200	GMRT1200	18	36

150LB MALLEABLE FITTINGS

• 150 LB • Black and Galvanized • 1/8" - 6" Diameter • 100% Pressure Tested • ASTM A197
• ANSI/ASME B16.3 • ANSI/ASME B16.14 • UL/ULC and FM Approved • ISO 9001: 2000

REDUCING TEE 2 SIZES - continued





SIZE	BLACK	GALVANIZED	INNER	MASTER
1-1/2" x 1/2"	BMRT1201	GMRT1201	18	36
1-1/2" x 3/4"	BMRT1202	GMRT1202	15	30
1-1/2" x 1"	BMRT1203	GMRT1203	10	30
1-1/2" x 1-1/4"	BMRT1204	GMRT1204	12	24
2" x 3/8"	BMRT2000	GMRT2000	10	20
2" x 1/2"	BMRT2001	GMRT2001	10	20
2" x 3/4"	BMRT2002	GMRT2002	10	20
2" x 1"	BMRT2003	GMRT2003	10	20
2" x 1-1/4"	BMRT2004	GMRT2004	8	16
2" x 1-1/2"	BMRT2005	GMRT2005	8	16
2-1/2" x 1/2"	BMRT2120	GMRT2120	6	12
2-1/2" x 3/4"	BMRT2121	GMRT2121	6	12
2-1/2" x 1"	BMRT2122	GMRT2122	5	10
2-1/2" x 1-1/4"	BMRT2123	GMRT2123	5	10
2-1/2" x 1-1/2"	BMRT2124	GMRT2124	5	10
2-1/2" x 2"	BMRT2125	GMRT2125	4	8
3" x 1/2"	BMRT3000	GMRT3000	3	6
3" x 3/4"	BMRT3001	GMRT3001	3	6
3" x 1"	BMRT3002	GMRT3002	3	6
3" x 1-1/4"	BMRT3003	GMRT3003	3	6
3" x 1-1/2"	BMRT3004	GMRT3004	3	6
3" x 2"	BMRT3005	GMRT3005	3	6
3" x 2-1/2"	BMRT3006	GMRT3006	3	6
4" x 1"	BMRT4000	GMRT4000	1	3
4" x 1-1/4"	BMRT4001	GMRT4001	1	3
4" x 1-1/2"	BMRT4002	GMRT4002	1	3
4" x 2"	BMRT4003	GMRT4003	1	3
4" x 2-1/2"	BMRT4004	GMRT4004	1	3
4" x 3"	BMRT4005	GMRT4005	1	2

150LB MALLEABLE FITTINGS

• 150 LB • Black and Galvanized • 1/8" - 6" Diameter • 100% Pressure Tested • ASTM A197
• ANSI/ASME B16.3 • ANSI/ASME B16.14 • UL/ULC and FM Approved • ISO 9001: 2000

REDUCING TEE 3 SIZES





SIZE	BLACK	GALVANIZED	INNER	MASTER
1/2" x 1/4" x 1/2"	BMRT0347	-	40	160
3/4" x 3/8" x 3/4"	BMRT0343	GMRT0343	1	2
3/4" x 1/2" x 1/2"	BMRT0344	GMRT0344	25	100
3/4" x 1/2" x 3/4"	BMRT0345	GMRT0345	20	80
3/4" x 1/2" x 1"	BMRT0346	GMRT0346	18	72
1" x 1/2" x 1/2"	BMRT1003	GMRT1003	20	80
1" x 1/2" x 3/4"	BMRT1004	GMRT1004	20	80
1" x 1/2" x 1"	BMRT1005	GMRT1005	15	60
1" x 3/4" x 1/2"	BMRT1006	GMRT1006	20	80
1" x 3/4" x 3/4"	BMRT1007	GMRT1007	15	60
1" x 3/4" x 1"	BMRT1008	GMRT1008	30	60
1-1/4" x 1/2" x 1/2"	BMRT1404	GMRT1404	25	50
1-1/4" x 1/2" x 3/4"	BMRT1405	GMRT1405	25	50
1-1/4" x 1/2" x 1"	BMRT1406	GMRT1406	20	40
1-1/4" x 1/2" x 1-1/4"	BMRT1407	GMRT1407	20	40
1-1/4" x 3/4" x 1/2"	BMRT1408	GMRT1408	10	40
1-1/4" x 3/4" x 3/4"	BMRT1409	GMRT1409	10	40
1-1/4" x 3/4" x 1"	BMRT1410	GMRT1410	10	40
1-1/4" x 3/4" x 1-1/4"	BMRT1411	GMRT1411	20	40
1-1/4" x 1" x 1/2"	BMRT1412	GMRT1412	20	40
1-1/4" x 1" x 3/4"	BMRT1413	GMRT1413	20	40
1-1/4" x 1" x 1"	BMRT1414	GMRT1414	20	40
1-1/4" x 1" x 1-1/4"	BMRT1415	GMRT1415	15	30
1-1/4" x 1" x 1-1/2"	BMRT1416	GMRT1416	15	30
1-1/2" x 1/2" x 3/4"	BMRT1205	GMRT1205	12	48
1-1/2" x 1/2" x 1"	BMRT1206	GMRT1206	18	36
1-1/2" x 1/2" x 1-1/4"	BMRT1207	GMRT1207	12	24
1-1/2" x 1/2" x 1-1/2"	BMRT1208	GMRT1208	12	24
1-1/2" x 3/4" x 1/2"	BMRT1209	GMRT1209	15	30
1-1/2" x 3/4" x 3/4"	BMRT1210	GMRT1210	15	30
1-1/2" x 3/4" x 1"	BMRT1211	GMRT1211	12	24

150LB MALLEABLE FITTINGS

• 150 LB • Black and Galvanized • 1/8" - 6" Diameter • 100% Pressure Tested • ASTM A197
• ANSI/ASME B16.3 • ANSI/ASME B16.14 • UL/ULC and FM Approved • ISO 9001: 2000

REDUCING TEE 3 SIZES - continued



SIZE	BLACK	GALVANIZED	INNER	MASTER
1-1/2" x 3/4" x 1-1/4"	BMRT1212	GMRT1212	12	24
1-1/2" x 3/4" x 1-1/2"	BMRT1213	GMRT1213	12	24
1-1/2" x 1" x 1/2"	BMRT1214	GMRT1214	15	30
1-1/2" x 1" x 3/4"	BMRT1215	GMRT1215	15	30
1-1/2" x 1" x 1"	BMRT1216	GMRT1216	15	30
1-1/2" x 1" x 1-1/4"	BMRT1217	GMRT1217	12	24
1-1/2" x 1" x 1-1/2"	BMRT1218	GMRT1218	12	24
1-1/2" x 1-1/4" x 1/2"	BMRT1219	GMRT1219	12	24
1-1/2" x 1-1/4" x 3/4"	BMRT1220	GMRT1220	12	24
1-1/2" x 1-1/4" x 1"	BMRT1221	GMRT1221	12	24
1-1/2" x 1-1/4" x 1-1/4"	BMRT1222	GMRT1222	12	24
1-1/2" x 1-1/4" x 1-1/2"	BMRT1223	GMRT1223	12	24
1-1/2" x 1-1/4" x 2"	BMRT1224	GMRT1224	12	24
2" x 1/2" x 2"	BMRT2006	GMRT2006	8	16
2" x 3/4" x 3/4"	BMRT2007	GMRT2007	12	24
2" x 3/4" x 2"	BMRT2008	GMRT2008	8	16
2" x 1" x 1"	BMRT2009	GMRT2009	12	24
2" x 1" x 1-1/2"	BMRT2010	GMRT2010	10	20
2" x 1" x 2"	BMRT2011	GMRT2011	8	16
2" x 1-1/4" x 1"	BMRT2012	GMRT2012	8	16
2" x 1-1/4" x 1-1/4"	BMRT2013	GMRT2013	8	16
2" x 1-1/4" x 1-1/2"	BMRT2014	GMRT2014	8	16
2" x 1-1/4" x 2"	BMRT2015	GMRT2015	8	16
2" x 1-1/2" x 3/4"	BMRT2016	GMRT2016	10	20
2" x 1-1/2" x 1"	BMRT2017	GMRT2017	10	20
2" x 1-1/2" x 1-1/4"	BMRT2018	GMRT2018	8	16
2" x 1-1/2" x 1-1/2"	BMRT2019	GMRT2019	8	16
2" x 1-1/2" x 2"	BMRT2020	GMRT2020	8	16
2-1/2" x 1-1/2" x 2-1/2"	BMRT2126	GMRT2126	4	8
2-1/2" x 2" x 2"	BMRT2127	GMRT2127	4	8
2-1/2" x 2" x 2-1/2"	BMRT2128	GMRT2128	4	8

150LB MALLEABLE FITTINGS

• 150 LB • Black and Galvanized • 1/8" - 6" Diameter • 100% Pressure Tested • ASTM A197
• ANSI/ASME B16.3 • ANSI/ASME B16.14 • UL/ULC and FM Approved • ISO 9001: 2000

BULL HEAD TEE



SIZE	BLACK	GALVANIZED	INNER	MASTER
1/2" x 1/2" x 3/4"	BMBT0120	GMBT0120	30	120
1/2" x 1/2" x 1"	BMBT0121	GMBT0121	25	100
3/4" x 3/4" x 1"	BMBT0340	GMBT0340	40	80
3/4" x 3/4" x 1-1/4"	BMBT0341	GMBT0341	40	80
1" x 1" x 1-1/4"	BMBT1000	GMBT1000	11	44
1" x 1" x 1-1/2"	BMBT1001	GMBT1001	9	36
1" x 1" x 2"	BMBT1002	GMBT1002	12	24
1-1/4" x 1-1/4" x 1-1/2"	BMBT1400	GMBT1400	12	24
1-1/4" x 1-1/4" x 2"	BMBT1401	GMBT1401	12	24
1-1/2" x 1-1/2" x 2"	BMBT1200	GMBT1200	10	20
2" x 2" x 2-1/2"	BMBT2000	GMBT2000	6	12

CROSS



1/8"	BMCR0018	GMCR0018	60	240
1/4"	BMCR0014	GMCR0014	60	240
3/8"	BMCR0038	GMCR0038	50	150
1/2"	BMCR0012	GMCR0012	30	90
3/4"	BMCR0034	GMCR0034	20	60
1"	BMCR0100	GMCR0100	15	30
1-1/4"	BMCR0114	GMCR0114	10	20
1-1/2"	BMCR0112	GMCR0112	8	16
2"	BMCR0200	GMCR0200	5	10
2-1/2"	BMCR0212	GMCR0212	3	6
3"	BMCR0300	GMCR0300	2	4
4"	BMCR0400	GMCR0400	1	2
6"	BMCR0600	GMCR0600	1	1

BANDED COUPLING



1/8"	BMCPL018	GMCPL018	70	840
1/4"	BMCPL014	GMCPL014	40	480
3/8"	BMCPL038	GMCPL038	40	480
1/2"	BMCPL012	GMCPL012	60	240
3/4"	BMCPL034	GMCPL034	50	150
1"	BMCPL100	GMCPL100	25	100
1-1/4"	BMCPL114	GMCPL114	16	64
1-1/2"	BMCPL112	GMCPL112	18	36

150LB MALLEABLE FITTINGS

• 150 LB • Black and Galvanized • 1/8" - 6" Diameter • 100% Pressure Tested • ASTM A197
• ANSI/ASME B16.3 • ANSI/ASME B16.14 • UL/ULC and FM Approved • ISO 9001: 2000

BANDED COUPLING - continued



SIZE	BLACK	GALVANIZED	INNER	MASTER
2"	BMCPL200	GMCPL200	12	24
2-1/2"	BMCPL212	GMCPL212	8	16
3"	BMCPL300	GMCPL300	12	12
4"	BMCPL400	GMCPL400	3	6
5"	BMCPL500	GMCPL500	1	2
6"	BMCPL600	GMCPL600	0	2

REDUCING COUPLING



1/4" x 1/8"	BMRC0140	GMRC0140	50	600
3/8" x 1/8"	BMRC0380	GMRC0380	35	420
3/8" x 1/4"	BMRC0381	GMRC0381	30	360
1/2" x 1/8"	BMRC0120	GMRC0120	75	300
1/2" x 1/4"	BMRC0121	GMRC0121	75	300
1/2" x 3/8"	BMRC0122	GMRC0122	60	240
3/4" x 1/8"	BMRC0340	GMRC0340	70	210
3/4" x 1/4"	BMRC0341	GMRC0341	45	180
3/4" x 3/8"	BMRC0342	GMRC0342	45	180
3/4" x 1/2"	BMRC0343	GMRC0343	60	180
1" x 1/4"	BMRC1000	GMRC1000	45	135
1" x 3/8"	BMRC1001	GMRC1001	30	120
1" x 1/2"	BMRC1002	GMRC1002	30	120
1" x 3/4"	BMRC1003	GMRC1003	25	100
1-1/4" x 3/8"	BMRC1140	GMRC1140	25	75
1-1/4" x 1/2"	BMRC1141	GMRC1141	25	75
1-1/4" x 3/4"	BMRC1142	GMRC1142	25	75
1-1/4" x 1"	BMRC1143	GMRC1143	15	60
1-1/2" x 3/8"	BMRC1120	GMRC1120	30	60
1-1/2" x 1/2"	BMRC1121	GMRC1121	20	60
1-1/2" x 3/4"	BMRC1122	GMRC1122	15	60
1-1/2" x 1"	BMRC1123	GMRC1123	25	50
1-1/2" x 1-1/4"	BMRC1124	GMRC1124	12	48
2" x 3/8"	BMRC2000	GMRC2000	12	36
2" x 1/2"	BMRC2001	GMRC2001	12	36
2" x 3/4"	BMRC2002	GMRC2002	12	36
2" x 1"	BMRC2003	GMRC2003	12	36
2" x 1-1/4"	BMRC2004	GMRC2004	9	27
2" x 1-1/2"	BMRC2005	GMRC2005	9	27

150LB MALLEABLE FITTINGS

• 150 LB • Black and Galvanized • 1/8" - 6" Diameter • 100% Pressure Tested • ASTM A197
• ANSI/ASME B16.3 • ANSI/ASME B16.14 • UL/ULC and FM Approved • ISO 9001: 2000

REDUCING COUPLING - continued



SIZE	BLACK	GALVANIZED	INNER	MASTER
2-1/2" x 1/2"	BMRC2120	GMRC2120	10	20
2-1/2" x 3/4"	BMRC2121	GMRC2121	10	20
2-1/2" x 1"	BMRC2122	GMRC2122	10	20
2-1/2" x 1-1/4"	BMRC2123	GMRC2123	10	20
2-1/2" x 1-1/2"	BMRC2124	GMRC2124	7	14
2-1/2" x 2"	BMRC2125	GMRC2125	7	14
3" x 3/4"	BMRC3000	GMRC3000	7	14
3" x 1"	BMRC3001	GMRC3001	6	12
3" x 1-1/4"	BMRC3002	GMRC3002	6	12
3" x 1-1/2"	BMRC3003	GMRC3003	6	12
3" x 2"	BMRC3004	GMRC3004	6	12
3" x 2-1/2"	BMRC3005	GMRC3005	5	10
4" x 1"	BMRC4000	GMRC4000	3	6
4" x 1-1/4"	BMRC4001	GMRC4001	3	6
4" x 1-1/2"	BMRC4002	GMRC4002	3	6
4" x 2"	BMRC4003	GMRC4003	3	6
4" x 2-1/2"	BMRC4004	GMRC4004	3	6
4" x 3"	BMRC4005	GMRC4005	3	6
6" x 3"	BMRC6000	GMRC6000	1	2
6" x 4"	BMRC6001	GMRC6001	1	2

LEFT RIGHT COUPLING



1/2"	BMLR0012	GMLR0012	60	240
3/4"	BMLR0034	GMLR0034	50	150
1"	BMLR0100	GMLR0100	25	100
1-1/4"	BMLR0114	GMLR0114	16	64
1-1/2"	BMLR0112	GMLR0112	18	36
2"	BMLR0200	GMLR0200	12	24
2-1/2"	BMLR0212	GMLR0212	8	16
3"	BMLR0300	GMLR0300	6	12
4"	BMLR0400	GMLR0400	6	6

150LB MALLEABLE FITTINGS

• 150 LB • Black and Galvanized • 1/8" - 6" Diameter • 100% Pressure Tested • ASTM A197
• ANSI/ASME B16.3 • ANSI/ASME B16.14 • UL/ULC and FM Approved • ISO 9001: 2000

UNION





SIZE	BLACK	GALVANIZED	INNER	MASTER
1/8"	BMUN0018	GMUN0018	60	240
1/4"	BMUN0014	GMUN0014	20	240
3/8"	BMUN0038	GMUN0038	40	160
1/2"	BMUN0012	GMUN0012	50	100
3/4"	BMUN0034	GMUN0034	35	70
3/4" x 1/2"	BMUN3412	GMUN3412	1	1
1"	BMUN0100	GMUN0100	20	40
1-1/4"	BMUN0114	GMUN0114	15	30
1-1/2"	BMUN0112	GMUN0112	10	20
2"	BMUN0200	GMUN0200	6	12
2-1/2"	BMUN0212	GMUN0212	4	8
3"	BMUN0300	GMUN0300	4	8
4"	BMUN0400	GMUN0400	2	4

CAP





1/8"	BMCP0018	GMCP0018	120	1440
1/4"	BMCP0014	GMCP0014	80	960
3/8"	BMCP0038	GMCP0038	60	720
1/2"	BMCP0012	GMCP0012	75	300
3/4"	BMCP0034	GMCP0034	40	160
1"	BMCP0100	GMCP0100	25	100
1-1/4"	BMCP0114	GMCP0114	20	80
1-1/2"	BMCP0112	GMCP0112	18	54
2"	BMCP0200	GMCP0200	12	36
2-1/2"	BMCP0212	GMCP0212	20	40
3"	BMCP0300	GMCP0300	8	24
3-1/2"	BMCP0312	GMCP0312	6	12
4"	BMCP0400	GMCP0400	6	12
5"	BMCP0500	GMCP0500	5	10
6"	BMCP0600	GMCP0600	2	4

150LB MALLEABLE FITTINGS

• 150 LB • Black and Galvanized • 1/8" - 6" Diameter • 100% Pressure Tested • ASTM A197
• ANSI/ASME B16.3 • ANSI/ASME B16.14 • UL/ULC and FM Approved • ISO 9001: 2000

PLUG





SIZE	BLACK	GALVANIZED	INNER	MASTER
1/8"	BMPL0180	GMPL0180	300	3600
1/4"	BMPL0140	GMPL0140	150	1800
3/8"	BMPL0380	GMPL0380	120	1440
1/2"	BMPL0120	GMPL0120	50	600
3/4"	BMPL0340	GMPL0340	30	360
1"	BMPL1000	GMPL1000	20	240
1-1/4"	BMPL1140	GMPL1140	40	120
1-1/2"	BMPL1120	GMPL1120	30	90
2"	BMPL2000	GMPL2000	20	60
2-1/2"	BMPL2120	GMPL2120	16	32
3"	BMPL3000	GMPL3000	16	32
4"	BMPL4000	GMPL4000	6	12
5"	BMPL5000	GMPL5000	5	10
6"	BMPL6000	GMPL6000	10	10
1" SOLID	BMPL1000S	-	20	240

HEX BUSHING





1/4" x 1/8"	BMBU0140	GMBU0140	120	1440
3/8" x 1/8"	BMBU0380	GMBU0380	75	900
3/8" x 1/4"	BMBU0381	GMBU0381	75	900
1/2" x 1/8"	BMBU0120	GMBU0120	150	600
1/2" x 1/4"	BMBU0121	GMBU0121	150	600
1/2" x 3/8"	BMBU0122	GMBU0122	150	600
3/4" x 1/8"	BMBU0340	GMBU0340	75	300
3/4" x 1/4"	BMBU0341	GMBU0341	75	300
3/4" x 3/8"	BMBU0342	GMBU0342	75	300
3/4" x 1/2"	BMBU0343	GMBU0343	75	300
1" x 1/8"	BMBU1000	GMBU1000	50	200
1" x 1/4"	BMBU1001	GMBU1001	50	200
1" x 3/8"	BMBU1002	GMBU1002	50	200
1" x 1/2"	BMBU1003	GMBU1003	50	200
1" x 3/4"	BMBU1004	GMBU1004	50	200
1-1/4" x 1/8"	BMBU1140	GMBU1140	30	120
1-1/4" x 1/4"	BMBU1141	GMBU1141	30	120
1-1/4" x 3/8"	BMBU1142	GMBU1142	30	120
1-1/4" x 1/2"	BMBU1143	GMBU1143	30	120

150LB MALLEABLE FITTINGS

• 150 LB • Black and Galvanized • 1/8" - 6" Diameter • 100% Pressure Tested • ASTM A197
• ANSI/ASME B16.3 • ANSI/ASME B16.14 • UL/ULC and FM Approved • ISO 9001: 2000

HEX BUSHING - continued



SIZE	BLACK	GALVANIZED	INNER	MASTER
1-1/4" x 3/4"	BMBU1144	GMBU1144	30	120
1-1/4" x 1"	BMBU1145	GMBU1145	30	120
1-1/2" x 1/8"	BMBU1120	GMBU1120	25	75
1-1/2" x 1/4"	BMBU1121	GMBU1121	25	75
1-1/2" x 3/8"	BMBU1122	GMBU1122	25	75
1-1/2" x 1/2"	BMBU1123	GMBU1123	25	75
1-1/2" x 3/4"	BMBU1124	GMBU1124	25	75
1-1/2" x 1"	BMBU1125	GMBU1125	25	75
1-1/2" x 1-1/4"	BMBU1126	GMBU1126	25	75
2" x 1/4"	BMBU2000	GMBU2000	20	60
2" x 3/8"	BMBU2001	GMBU2001	20	60
2" x 1/2"	BMBU2002	GMBU2002	20	60
2" x 3/4"	BMBU2003	GMBU2003	20	60
2" x 1"	BMBU2004	GMBU2004	20	60
2" x 1-1/4"	BMBU2005	GMBU2005	20	60
2" x 1-1/2"	BMBU2006	GMBU2006	20	60
2-1/2" x 1/2"	BMBU2120	GMBU2120	15	30
2-1/2" x 3/4"	BMBU2121	GMBU2121	15	30
2-1/2" x 1"	BMBU2122	GMBU2122	15	30
2-1/2" x 1-1/4"	BMBU2123	GMBU2123	15	30
2-1/2" x 1-1/2"	BMBU2124	GMBU2124	15	30
2"-1/2 x 2"	BMBU2125	GMBU2125	15	30
3" x 3/4"	BMBU3000	GMBU3000	12	24
3" x 1"	BMBU3001	GMBU3001	12	24
3" x 1-1/4"	BMBU3002	GMBU3002	12	24
3" x 1-1/2"	BMBU3003	GMBU3003	12	24
3" x 2"	BMBU3004	GMBU3004	12	24
3" x 2-1/2"	BMBU3005	GMBU3005	12	24
3-1/2" x 1-1/2"	BMBU3120	GMBU3120	12	48
3-1/2" x 3"	BMBU3121	GMBU3121	8	16
4" x 3/4"	BMBU4000	GMBU4000	5	10
4" x 1"	BMBU4001	GMBU4001	5	10
4" x 1-1/4"	BMBU4002	GMBU4002	5	10
4" x 1-1/2"	BMBU4003	GMBU4003	5	10

150LB MALLEABLE FITTINGS

• 150 LB • Black and Galvanized • 1/8" - 6" Diameter • 100% Pressure Tested • ASTM A197
• ANSI/ASME B16.3 • ANSI/ASME B16.14 • UL/ULC and FM Approved • ISO 9001: 2000

HEX BUSHING - continued





SIZE	BLACK	GALVANIZED	INNER	MASTER
4" x 2"	BMBU4004	GMBU4004	5	10
4" x 2-1/2"	BMBU4005	GMBU4005	5	10
4" x 3"	BMBU4006	GMBU4006	5	10
4" x 3-1/2"	BMBU4007	GMBU4007	8	16
5" x 3"	BMBU5000	GMBU5000	2	4
5" x 4"	BMBU5001	GMBU5001	2	4
6" x 2"	BMBU6000	GMBU6000	2	4
6" x 3"	BMBU6001	GMBU6001	2	4
6" x 4"	BMBU6002	GMBU6002	2	4
6" x 5"	BMBU6003	GMBU6003	2	4

EXTENSION PIECE





1/2"	BMEP0012	GMEP0012	75	300
3/4"	BMEP0034	GMEP0034	40	160
1"	BMEP0100	GMEP0100	30	90
1-1/4"	BMEP0114	GMEP0114	30	60
1-1/2"	BMEP0112	GMEP0112	20	40
2"	BMEP0200	GMEP0200	15	30

FLOOR FLANGE WITH HOLES





1/8"	BMFL0018	GMFL0018	1	1
1/4"	BMFL0014	GMFL0014	30	90
3/8"	BMFL0038	GMFL0038	25	75
1/2"	BMFL0012	GMFL0012	25	50
3/4"	BMFL0034	GMFL0034	15	45
1"	BMFL0100	GMFL0100	15	30
1-1/4"	BMFL0114	GMFL0114	10	30
1-1/2"	BMFL0112	GMFL0112	8	24
2"	BMFL0200	GMFL0200	8	16

300LB XH MALLEABLE FITTINGS

• Class 300 • Black and Galvanized • ANSI B1.20.1• ANSI B16.3 • ANSI B16.14 • ASTM A153
• ASTM A197 • ASME B16.39 • All Fittings Are 100% Pressure Tested • ISO 9001: 2000

XH ELBOWS 90°



SIZE	BLACK	GALVANIZED	INNER	MASTER
1/4"	BXNL0014	GXNL0014	50	300
3/8"	BXNL0038	GXNL0038	60	120
1/2"	BXNL0012	GXNL0012	60	120
3/4"	BXNL0034	GXNL0034	50	100
1"	BXNL0100	GXNL0100	20	40
1-1/4"	BXNL0114	GXNL0114	14	28
1-1/2"	BXNL0112	GXNL0112	12	24
2"	BXNL0200	GXNL0200	6	12
2-1/2"	BXNL0212	GXNL0212	8	8
3"	BXNL0300	GXNL0300	4	4

XH ELBOWS 45°



1/4"	BXFL0014	GXFL0014	75	150
3/8"	BXFL0038	GXFL0038	100	200
1/2"	BXFL0012	GXFL0012	60	120
3/4"	BXFL0034	GXFL0034	60	120
1"	BXFL0100	GXFL0100	30	60
1-1/4"	BXFL0114	GXFL0114	12	24
1-1/2"	BXFL0112	GXFL0112	12	24
2"	BXFL0200	GXFL0200	6	12
2-1/2"	BXFL0212	GXFL0212	4	8
3"	BXFL0300	GXFL0300	4	4

XH STREET ELBOW 90°



1/4"	BXSN0014	GXSN0014	140	280
3/8"	BXSN0038	GXSN0038	120	240
1/2"	BXSN0012	GXSN0012	60	120
3/4"	BXSN0034	GXSN0034	40	80
1"	BXSN0100	GXSN0100	30	60
1-1/4"	BXSN0114	GXSN0114	18	36
1-1/2"	BXSN0112	GXSN0112	12	24
2"	BXSN0200	GXSN0200	6	12

300LB XH MALLEABLE FITTINGS

• Class 300 • Black and Galvanized • ANSI B1.20.1 • ANSI B16.3 • ANSI B16.14 • ASTM A153
• ASTM A197 • ASME B16.39 • All Fittings Are 100% Pressure Tested • ISO 9001: 2000

XH TEE



SIZE	BLACK	GALVANIZED	INNER	MASTER
1/4"	BXTE0014	GXTE0014	120	240
3/8"	BXTE0038	GXTE0038	90	180
1/2"	BXTE0012	GXTE0012	60	120
3/4"	BXTE0034	GXTE0034	20	40
1"	BXTE0100	GXTE0100	20	40
1-1/4"	BXTE0114	GXTE0114	12	24
1-1/2"	BXTE0112	GXTE0112	8	16
2"	BXTE0200	GXTE0200	5	10
2-1/2"	BXTE0212	GXTE0212	3	6
3"	BXTE0300	GXTE0300	4	4

XH REDUCING TEE



3/4" x 1/2"	BXRT0340	GXRT0340	20	40
1" x 1/2"	BXRT1000	GXRT1000	20	40
1" x 3/4"	BXRT1001	GXRT1001	20	40
1-1/4" x 3/4"	BXRT1140	GXRT1140	12	24
1-1/4" x 1"	BXRT1141	GXRT1141	12	24
1-1/2" x 1"	BXRT1120	GXRT1120	8	16
1-1/2" x 1-1/4"	BXRT1121	GXRT1121	8	16
2" x 1-1/4"	BXRT2000	GXRT2000	5	10
2" x 1-1/2"	BXRT2001	GXRT2001	5	10

XH COUPLING



1/4"	BXCPL014	GXCPL014	200	400
3/8"	BXCPL038	GXCPL038	100	200
1/2"	BXCPL012	GXCPL012	60	120
3/4"	BXCPL034	GXCPL034	40	80
1"	BXCPL100	GXCPL100	40	80
1-1/4"	BXCPL114	GXCPL114	12	24
1-1/2"	BXCPL112	GXCPL112	12	24
2"	BXCPL200	GXCPL200	8	16
2-1/2"	BXCPL212	GXCPL212	4	8
3"	BXCPL300	GXCPL300	4	8

XH REDUCING COUPLING



1/2" x 1/4"	BXRC0120	GXRC0120	100	200
1/2" x 3/8"	BXRC0121	GXRC0121	100	200
3/4" x 3/8"	BXRC0340	GXRC0340	30	60
3/4" x 1/2"	BXRC0341	GXRC0341	45	90

300LB XH MALLEABLE FITTINGS

• Class 300 • Black and Galvanized • ANSI B1.20.1• ANSI B16.3 • ANSI B16.14 • ASTM A153
• ASTM A197 • ASME B16.39 • All Fittings Are 100% Pressure Tested • ISO 9001: 2000

XH REDUCING COUPLING - continued



SIZE	BLACK	GALVANIZED	INNER	MASTER
1" x 1/2"	BXRC1000	GXRC1000	50	100
1" x 3/4"	BXRC1001	GXRC1001	50	100
1-1/4" x 1/2"	BXRC1140	GXRC1140	25	50
1-1/4" x 3/4"	BXRC1141	GXRC1141	30	60
1-1/4" x 1"	BXRC1142	GXRC1142	30	60
1-1/2" x 1/2"	BXRC1120	GXRC1120	30	60
1-1/2" x 3/4"	BXRC1121	GXRC1121	30	60
1-1/2" x 1"	BXRC1122	GXRC1122	20	40
1-1/2" x 1-1/4"	BXRC1123	GXRC1123	20	40
2" x 1/2"	BXRC2000	GXRC2000	16	32
2" x 3/4"	BXRC2001	GXRC2001	16	32
2" x 1"	BXRC2002	GXRC2002	16	32
2" x 1-1/4"	BXRC2003	GXRC2003	12	24
2" x 1-1/2"	BXRC2004	GXRC2004	12	24
2-1/2" x 2"	BXRC2121	GXRC2121	4	8

XH UNION



1/8”	BXUN0018	GXUN0018	100	200
1/4"	BXUN0014	GXUN0014	100	200
3/8"	BXUN0038	GXUN0038	60	120
1/2"	BXUN0012	GXUN0012	40	80
3/4"	BXUN0034	GXUN0034	20	40
1"	BXUN0100	GXUN0100	25	50
1-1/4"	BXUN0114	GXUN0114	15	30
1-1/2"	BXUN0112	GXUN0112	12	24
2"	BXUN0200	GXUN0200	6	12
2-1/2"	BXUN0212	GXUN0212	4	8
3"	BXUN0300	GXUN0300	4	8
4”	BXUN0400	GXUN0400	4	4

XH CAP



1/4"	BXCA0014	GXCA0014	120	240
3/8"	BXCA0038	GXCA0038	75	150
1/2"	BXCA0012	GXCA0012	60	120
3/4"	BXCA0034	GXCA0034	40	80
1"	BXCA0100	GXCA0100	25	50
1-1/4"	BXCA0114	GXCA0114	20	40
1-1/2"	BXCA0112	GXCA0112	20	40
2"	BXCA0200	GXCA0200	12	24

STEEL PIPE COUPLINGS

- Meets or exceeds all applicable ASTM, ANSI and API standards
- Merchant Couplings stocked 1/8" - 6" diameters

STANDARD STEEL MERCHANT COUPLINGS



STRAIGHT TAPPED

SIZE	BLACK	GALVANIZED	INNER	MASTER
1/8"	MCBS0018	MGSC0018	100	1200
1/4"	MCBS0014	MGSC0014	50	600
3/8"	MCBS0038	MGSC0038	50	600
1/2"	MCBS0012	MGSC0012	25	200
3/4"	MCBS0034	MGSC0034	50	200
1"	MCBS0100	MGSC0100	30	120
1-1/4"	MCBS0114	MGSC0114	24	96
1-1/2"	MCBS0112	MGSC0112	25	50
2"	MCBS0200	MGSC0200	18	36

TAPER TAPPED

2-1/2"	MCTT0212	MGCTT212	4	32
3"	MCTT0300	MGCTT300	4	16
3-1/2"	MCTT0312	MGCTT312	4	16
4"	MCTT0400	MGCTT400	3	9
5"	MCTT0500	MGCTT500	1	1
6"	MCTT0600	MGCTT600	2	4

STANDARD STEEL MERCHANT HALF COUPLINGS



STRAIGHT TAPPED

SIZE	BLACK	INNER	MASTER
1/8"	MBHC0018	100	1200
1/4"	MBHC0014	50	600
3/8"	MBHC0038	50	600
1/2"	MBHC0012	50	400
3/4"	MBHC0034	100	400
1"	MBHC0100	60	240
1-1/4"	MBHC0114	48	192
1-1/2"	MBHC0112	50	100
2"	MBHC0200	36	72

TAPER TAPPED

2-1/2"	MTTHC212	-	64
3"	MTTHC300	-	32
4"	MTTHC400	-	18
5"	MTTHC500	-	8
6"	MTTHC600	-	6

STEEL PLUGS & BUSHINGS

Black and Galvanized • Meets or exceeds all applicable ASTM, ANSI and API Standards
Steel Plugs Stocked 1/8" - 3/4" • Hex Bushings in variety of reducing sizes

STEEL MERCHANT HEX BUSHING



SIZE	BLACK	GALVANIZED	INNER	MASTER
1/4" X 1/8"	MHBB1418	MHBG1418	-	100
3/8" X 1/8"	MHBB3818	MHBG3818	-	100
3/8" X 1/4"	MHBB3814	MHBG3814	-	100
1/2" X 1/8"	MHBB1218	MHBG1218	-	100
1/2" X 1/4"	MHBB1214	MHBG1214	-	100
1/2" X 3/8"	MHBB1238	MHBG1238	-	100
3/4" X 1/8"	MHBB3418	MHBG3418	-	100
3/4" X 1/4"	MHBB3414	MHBG3414	-	100
3/4" X 3/8"	MHBB3438	MHBG3438	-	100
3/4" X 1/2"	MHBB3412	MHBG3412	-	100

STEEL MERCHANT SQUARE HEAD PLUGS



SIZE	BLACK	GALVANIZED	INNER	MASTER
1/8"	MSPB1800	MSPG1800	-	100
1/4"	MSPB1400	MSPG1400	-	100
3/8"	MSPB3800	MSPG3800	-	100
1/2"	MSPB1200	MSPG1200	-	100
3/4"	MSPB3400	MSPG3400	-	100

STEEL NIPPLES - SCH 40 WELDED

• Schedule 40 • Black and Galvanized • Meets or exceeds ASTM and ANSI Standards
• Stocked from 1/8" through 6" Diameters • Various assortments including slant 66 packs in stock

SCHEDULE 40 BLACK STANDARD WELDED NIPPLES



Diam.	Close	1-1/2"	2"	2-1/2"	3"	3-1/2"	4"	4-1/2"	5"	5-1/2"	6"	7"	8"	9"	10"	11"	12"
1/8"	NPBL1800	NPBL1815	NPBL1820	NPBL1825	NPBL1830	NPBL1835	NPBL1840	NPBL1845	NPBL1850	NPBL1855	NPBL1860	NPBL1870	NPBL1880	NPBL1890	NPBL1810	NPBL1811	NPBL1812
1/4"	NPBL1400	NPBL1415	NPBL1420	NPBL1425	NPBL1430	NPBL1435	NPBL1440	NPBL1445	NPBL1450	NPBL1455	NPBL1460	NPBL1470	NPBL1480	NPBL1490	NPBL1410	NPBL1411	NPBL1412
3/8"	NPBL3800	NPBL3815	NPBL3820	NPBL3825	NPBL3830	NPBL3835	NPBL3840	NPBL3845	NPBL3850	NPBL3855	NPBL3860	NPBL3870	NPBL3880	NPBL3890	NPBL3810	NPBL3811	NPBL3812
1/2"	NPBL1200	NPBL1215	NPBL1220	NPBL1225	NPBL1230	NPBL1235	NPBL1240	NPBL1245	NPBL1250	NPBL1255	NPBL1260	NPBL1270	NPBL1280	NPBL1290	NPBL1210	NPBL1211	NPBL1212
3/4"	NPBL3400	NPBL3415	NPBL3420	NPBL3425	NPBL3430	NPBL3435	NPBL3440	NPBL3445	NPBL3450	NPBL3455	NPBL3460	NPBL3470	NPBL3480	NPBL3490	NPBL3410	NPBL3411	NPBL3412
1"	NPBL1000	-	NPBL1020	NPBL1025	NPBL1030	NPBL1035	NPBL1040	NPBL1045	NPBL1050	NPBL1055	NPBL1060	NPBL1070	NPBL1080	NPBL1090	NPBL1010	NPBL1011	NPBL1012
1-1/4"	NPBL1100	-	NPBL1120	NPBL1125	NPBL1130	NPBL1135	NPBL1140	NPBL1145	NPBL1150	NPBL1155	NPBL1160	NPBL1170	NPBL1180	NPBL1190	NPBL1110	NPBL1111	NPBL1112
1-1/2"	NPBL1500	-	NPBL1520	NPBL1525	NPBL1530	NPBL1535	NPBL1540	NPBL1545	NPBL1550	NPBL1555	NPBL1560	NPBL1570	NPBL1580	NPBL1590	NPBL1510	NPBL1511	NPBL1512
2"	NPBL2000	-	-	NPBL2025	NPBL2030	NPBL2035	NPBL2040	NPBL2045	NPBL2050	NPBL2055	NPBL2060	NPBL2070	NPBL2080	NPBL2090	NPBL2010	NPBL2011	NPBL2012
2-1/2"	NPBL2500	-	-	-	NPBL2530	NPBL2535	NPBL2540	NPBL2545	NPBL2550	NPBL2555	NPBL2560	NPBL2570	NPBL2580	NPBL2590	NPBL2510	NPBL2511	NPBL2512
3"	NPBL3000	-	-	-	NPBL3030	NPBL3035	NPBL3040	NPBL3045	NPBL3050	NPBL3055	NPBL3060	NPBL3070	NPBL3080	NPBL3090	NPBL3010	NPBL3011	NPBL3012
3-1/2"	NPBL3500	-	-	-	-	-	NPBL3540	NPBL3545	NPBL3550	NPBL3555	NPBL3560	NPBL3570	NPBL3580	NPBL3590	NPBL3510	NPBL3511	NPBL3512
4"	NPBL4000	-	-	-	-	-	NPBL4040	NPBL4045	NPBL4050	NPBL4055	NPBL4060	NPBL4070	NPBL4080	NPBL4090	NPBL4010	NPBL4011	NPBL4012
5"	NPBL5000	-	-	-	-	-	NPBL5040	NPBL5045	NPBL5050	NPBL5055	NPBL5060	NPBL5070	NPBL5080	NPBL5092	NPBL5010	NPBL5011	NPBL5012
6"	NPBL6000	-	-	-	-	-	NPBL6040	NPBL6045	NPBL6050	NPBL6055	NPBL6060	NPBL6070	NPBL6080	NPBL6090	NPBL6010	NPBL6011	NPBL6012

SCHEDULE 40 GALVANIZED STANDARD WELDED NIPPLES



Diam.	Close	1-1/2"	2"	2-1/2"	3"	3-1/2"	4"	4-1/2"	5"	5-1/2"	6"	7"	8"	9"	10"	11"	12"
1/8"	NPGL1800	NPGL1815	NPGL1820	NPGL1825	NPGL1830	NPGL1835	NPGL1840	NPGL1845	NPGL1850	NPGL1855	NPGL1860	NPGL1870	NPGL1880	NPGL1890	NPGL1810	NPGL1811	NPGL1812
1/4"	NPGL1400	NPGL1415	NPGL1420	NPGL1425	NPGL1430	NPGL1435	NPGL1440	NPGL1445	NPGL1450	NPGL1455	NPGL1460	NPGL1470	NPGL1480	NPGL1490	NPGL1410	NPGL1411	NPGL1412
3/8"	NPGL3800	NPGL3815	NPGL3820	NPGL3825	NPGL3830	NPGL3835	NPGL3840	NPGL3845	NPGL3850	NPGL3855	NPGL3860	NPGL3870	NPGL3880	NPGL3890	NPGL3810	NPGL3811	NPGL3812
1/2"	NPGL1200	NPGL1215	NPGL1220	NPGL1225	NPGL1230	NPGL3435	NPGL1240	NPGL1245	NPGL1250	NPGL1255	NPGL1260	NPGL1270	NPGL1280	NPGL1290	NPGL1210	NPGL1211	NPGL1212
3/4"	NPGL3400	NPGL3415	NPGL3420	NPGL3425	NPGL3430	NPGL3435	NPGL3440	NPGL3445	NPGL3450	NPGL3455	NPGL3460	NPGL3470	NPGL3480	NPGL3490	NPGL3410	NPGL3411	NPGL3412
1"	NPGL1000	-	NPGL1020	NPGL1025	NPGL1030	NPGL1035	NPGL1040	NPGL1045	NPGL1050	NPGL1055	NPGL1060	NPGL1070	NPGL1080	NPGL1090	NPGL1010	NPGL1011	NPGL1012
1-1/4"	NPGL1100	-	NPGL1120	NPGL1125	NPGL1130	NPGL1135	NPGL1140	NPGL1145	NPGL1150	NPGL1155	NPGL1160	NPGL1170	NPGL1180	NPGL1190	NPGL1110	NPGL1111	NPGL1112
1-1/2"	NPGL1500	-	NPGL1520	NPGL1525	NPGL1530	NPGL1535	NPGL1540	NPGL1545	NPGL1550	NPGL1555	NPGL1560	NPGL1570	NPGL1580	NPGL1590	NPGL1510	NPGL1511	NPGL1512
2"	NPGL2000	-	-	NPGL2025	NPGL2030	NPGL2035	NPGL2040	NPGL2045	NPGL2050	NPGL2055	NPGL2060	NPGL2070	NPGL2080	NPGL2090	NPGL2010	NPGL2011	NPGL2012
2-1/2"	NPGL2500	-	-	-	NPGL2530	NPGL2535	NPGL2540	NPGL2545	NPGL2550	NPGL2555	NPGL2560	NPGL2570	NPGL2580	NPGL2590	NPGL2510	NPGL2511	NPGL2512
3"	NPGL3000	-	-	-	NPGL3030	NPGL3035	NPGL3040	NPGL3045	NPGL3050	NPGL3055	NPGL3060	NPGL3070	NPGL3080	NPGL3090	NPGL3010	NPGL3011	NPGL3012
3-1/2"	NPGL3500	-	-	-	-	-	NPGL3540	NPGL3545	NPGL3550	NPGL3555	NPGL3560	NPGL3570	NPGL3580	NPGL3590	NPGL3510	NPGL3511	NPGL3512
4"	NPGL4000	-	-	-	-	-	NPGL4040	NPGL4045	NPGL4050	NPGL4055	NPGL4060	NPGL4070	NPGL4080	NPGL4090	NPGL4010	NPGL4011	NPGL4012
5"	NPGL5000	-	-	-	-	-	NPGL5040	NPGL5045	NPGL5050	NPGL5055	NPGL5060	NPGL5070	NPGL5080	NPGL5092	NPGL5010	NPGL5011	NPGL5012
6"	NPGL6000	-	-	-	-	-	NPGL6040	NPGL6045	NPGL6050	NPGL6055	NPGL6060	NPGL6070	NPGL6080	NPGL6090	NPGL6010	NPGL6011	NPGL6012

LEFT / RIGHT NIPPLES

Size	4" Black	4" Galvanized	Quantity
1/2"	NRLB0124	NRLG0124	25/200
3/4"	NRLB0344	NRLG0344	25/150
1"	NRLB1004	NRLG1004	25/100
1-1/4"	NRLB1144	NRLG1144	25/50
1-1/2"	NRLB1124	NRLG1124	25/50
2"	NRLB2044	NRLG2044	25/25
2-1/2"	NRLB2045	NRLG2045	14/28
3"	NRLB2046	NRLG2046	9/18
4"	NRLB2047	NRLG2047	12/12

STEEL PIGTAIL - BLACK

Size	4" Black	Quantity
1/4"	BLPT0014	60/120

sales@everflowsupplies.com · 908-436-1100 · fax: 908-436-1162

EVERFLOW™ Premier PVF & Specialty Products

STEEL NIPPLES - SCH 40 SETS

• Schedule 40 • Black and Galvanized • Meets or exceeds ASTM and ANSI Standards
• Various assortments including slant 66 packs in stock



SCHEDULE 40 STANDARD RUN ASSORTMENTS

Size	Pieces	Black Price	Galvanized Price	Close	1-1/2"	2"	2-1/2"	3"	3-1/2"	4"	4-1/2"	5"	5-1/2"	6"
1/2"	11	NPBS1200	NPGS1200	1	1	1	1	1	1	1	1	1	1	1
3/4"	11	NPBS3400	NPGS3400	1	1	1	1	1	1	1	1	1	1	1
1"	10	NPBS1000	NPGS1000	1	-	1	1	1	1	1	1	1	1	1
1-1/4"	10	NPBS1140	NPGS1140	1	-	1	1	1	1	1	1	1	1	1
1-1/2"	10	NPBS1120	NPGS1120	1	-	1	1	1	1	1	1	1	1	1
2"	9	NPBS2000	NPGS2000	1	-	-	1	1	1	1	1	1	1	1



SCHEDULE 40 FULL RUN ASSORTMENTS

Size	Pieces	Black Part #	Galvanized Part #	Close	1-1/2"	2"	2-1/2"	3"	3-1/2"	4"	4-1/2"	5"	5-1/2"	6"	7"	8"	9"	10"	11"	12"
1/2"	17	NPBF1200	NPGF1200	1	1	1	1	1	1	1	1	1	1	1	1	1	1	1	1	1
3/4"	17	NPBF3400	NPGF3400	1	1	1	1	1	1	1	1	1	1	1	1	1	1	1	1	1
1"	17	NPBF1000	NPGF1000	1	-	1	1	1	1	1	1	1	1	1	1	1	1	1	1	1
1-1/4"	17	NPBF1140	NPGF1140	1	-	1	1	1	1	1	1	1	1	1	1	1	1	1	1	1
1-1/2"	17	NPBF1120	NPGF1120	1	-	1	1	1	1	1	1	1	1	1	1	1	1	1	1	1
2"	17	NPBF2000	NPGF2000	1	-	-	1	1	1	1	1	1	1	1	1	1	1	1	1	1



SCHEDULE 40 SLANT TRAYS B ASSORTMENTS

Size	Pieces	Black Part #	Galvanized Part #	Close	1-1/2"	2"	2-1/2"	3"	3-1/2"	4"	4-1/2"	5"	5-1/2"	6"
1/2"	66	NPBA1200	NPGA1200	6	6	6	6	6	6	6	6	6	6	6
3/4"	66	NPBA3400	NPGA3400	6	6	6	6	6	6	6	6	6	6	6
1"	60	NPBA1000	NPGA1000	6	-	6	6	6	6	6	6	6	6	6

STEEL NIPPLE CADDY TRAY

Model #	Size	Description
NTT12	**1/2"**	77 Pcs. Capacity
NTT34	**3/4"**	66 Pcs. Capacity
NTT1	**1"**	60 Pcs. Capacity





EVERFLOW™
Premier PVF & Specialty Products

sales@everflowsupplies.com · 908-436-1100 · fax: 908-436-1162

STEEL NIPPLES - SCH 40 PRE-CUT

- Schedule 40 • Black and Galvanized • Meets or exceeds ASTM and ANSI Standards
- Stocked from 1/4" through 4" Diameters



SCHEDULE 40 BLACK PRE-CUT PIPE

Diam.	14"	16"	18"	24"	30"	36"	42"	48"	60"	72"	120"
1/4"	-	-	PCBL1418	PCBL1424	PCBL1430	PCBL1436	-	PCBL1448	PCBL1460	PCBL1472	PCBL1412
3/8"	-	-	PCBL3818	PCBL3824	PCBL3830	PCBL3836	-	PCBL3848	PCBL3860	PCBL3872	PCBL3812
1/2"	PCBL1214	PCBL1216	PCBL1218	PCBL1224	PCBL1230	PCBL1236	-	PCBL1248	PCBL1260	PCBL1272	PCBL1212
3/4"	PCBL3414	PCBL3416	PCBL3418	PCBL3424	PCBL3430	PCBL3436	-	PCBL3448	PCBL3460	PCBL3472	PCBL3412
1"	-	-	PCBL1018	PCBL1024	PCBL1030	PCBL1036	-	PCBL1048	PCBL1060	PCBL1072	PCBL1012
1-1/4"	-	-	PCBL1118	PCBL1124	PCBL1130	PCBL1136	PCBL1142	PCBL1148	PCBL1160	PCBL1172	PCBL1112
1-1/2"	-	-	PCBL1518	PCBL1524	PCBL1530	PCBL1536	-	PCBL1548	PCBL1560	PCBL1572	PCBL1512
2"	-	-	PCBL2018	PCBL2024	PCBL2030	PCBL2036	PCBL2042	PCBL2048	PCBL2060	PCBL2072	PCBL2012
2-1/2"	-	-	PCBL2518	PCBL2524	PCBL2530	PCBL2536	-	PCBL2548	PCBL2560	PCBL2572	-
3"	-	-	PCBL3018	PCBL3024	PCBL3030	PCBL3036	-	PCBL3048	PCBL3060	PCBL3072	-
4"	-	-	PCBL4018	PCBL4024	PCBL4030	PCBL4036	-	PCBL4048	PCBL4060	PCBL4072	-



SCHEDULE 40 GALVANIZED PRE-CUT PIPE

Diam.	14"	16"	18"	24"	30"	36"	42"	48"	60"	72"	120"
1/4"	-	-	PCGL1418	PCGL1424	PCGL1430	PCGL1436	-	PCGL1448	PCGL1460	PCGL1472	PCGL1412
3/8"	-	-	PCGL3818	PCGL3824	PCGL3830	PCGL3836	-	PCGL3848	PCGL3860	PCGL3872	PCGL3812
1/2"	-	-	PCGL1218	PCGL1224	PCGL1230	PCGL1236	-	PCGL1248	PCGL1260	PCGL1272	PCGL1212
3/4"	PCGL3414	PCGL3416	PCGL3418	PCGL3424	PCGL3430	PCGL3436	-	PCGL3448	PCGL3460	PCGL3472	PCGL3412
1"	-	-	PCGL1018	PCGL1024	PCGL1030	PCGL1036	-	PCGL1048	PCGL1060	PCGL1072	PCGL1012
1-1/4"	-	-	PCGL1118	PCGL1124	PCGL1130	PCGL1136	-	PCGL1148	PCGL1160	PCGL1172	PCGL1112
1-1/2"	-	-	PCGL1518	PCGL1524	PCGL1530	PCGL1536	PCGL1542	PCGL1548	PCGL1560	PCGL1572	PCGL1512
2"	-	-	PCGL2018	PCGL2024	PCGL2030	PCGL2036	PCGL2042	PCGL2048	PCGL2060	PCGL2072	PCGL2012
2-1/2"	-	-	PCGL2518	PCGL2524	PCGL2530	PCGL2536	-	PCGL2548	PCGL2560	PCGL2572	-
3"	-	-	PCGL3018	PCGL3024	PCGL3030	PCGL3036	-	PCGL3048	PCGL3060	PCGL3072	-
4"	-	-	PCGL4018	PCGL4024	PCGL4030	PCGL4036	-	PCGL4048	PCGL4060	PCGL4072	-

PRE CUT PIPE DISPLAY STAND

Model #	Description
PCBL-STAND	PRE-CUT PIPE DISPLAY RACK





STEEL NIPPLES XH - SCH 80 WELDED

• Schedule 80 • Black and Galvanized • Meets or exceeds ASTM and ANSI Standards
• Stocked from 1/8" through 4" Diameters • Available in Lenghts up to 12 ft.



SCHEDULE 80 EXTRA HEAVY WELDED BLACK NIPPLES

Diam.	Close	1-1/2"	2"	2-1/2"	3"	3-1/2"	4"	4-1/2"	5"	5-1/2"	6"	7"	8"	9"	10"	11"	12"
1/8"	NPXB1800	NPXB1815	NPXB1820	NPXB1825	NPXB1830	NPXB1835	NPXB1840	NPXB1845	NPXB1850	NPXB1855	NPXB1860	NPXB1870	NPXB1880	NPXB1890	NPXB1810	NPXB1811	NPXB1812
1/4"	NPXB1400	NPXB1415	NPXB1420	NPXB1425	NPXB1430	NPXB1435	NPXB1440	NPXB1445	NPXB1450	NPXB1455	NPXB1460	NPXB1470	NPXB1480	NPXB1490	NPXB1410	NPXB1411	NPXB1412
3/8"	NPXB3800	NPXB3815	NPXB3820	NPXB3825	NPXB3830	NPXB3835	NPXB3840	NPXB3845	NPXB3850	NPXB3855	NPXB3860	NPXB3870	NPXB3880	NPXB3890	NPXB3810	NPXB3811	NPXB3812
1/2"	NPXB1200	NPXB1215	NPXB1220	NPXB1225	NPXB1230	NPXB3435	NPXB1240	NPXB1245	NPXB1250	NPXB1255	NPXB1260	NPXB1270	NPXB1280	NPXB1290	NPXB1210	NPXB1211	NPXB1212
3/4"	NPXB3400	NPXB3415	NPXB3420	NPXB3425	NPXB3430	NPXB3435	NPXB3440	NPXB3445	NPXB3450	NPXB3455	NPXB3460	NPXB3470	NPXB3480	NPXB3490	NPXB3410	NPXB3411	NPXB3412
1"	NPXB1000	-	NPXB1020	NPXB1025	NPXB1030	NPXB1035	NPXB1040	NPXB1045	NPXB1050	NPXB1055	NPXB1060	NPXB1070	NPXB1080	NPXB1090	NPXB1010	NPXB1011	NPXB1012
1-1/4"	NPXB1100	-	NPXB1120	NPXB1125	NPXB1130	NPXB1135	NPXB1140	NPXB1145	NPXB1150	NPXB1155	NPXB1160	NPXB1170	NPXB1180	NPXB1190	NPXB1110	NPXB1111	NPXB1112
1-1/2"	NPXB1500	-	NPXB1520	NPXB1525	NPXB1530	NPXB1535	NPXB1540	NPXB1545	NPXB1550	NPXB1555	NPXB1560	NPXB1570	NPXB1580	NPXB1590	NPXB1510	NPXB1511	NPXB1512
2"	NPXB2000	-	-	NPXB2025	NPXB2030	NPXB2035	NPXB2040	NPXB2045	NPXB2050	NPXB2055	NPXB2060	NPXB2070	NPXB2080	NPXB2090	NPXB2010	NPXB2011	NPXB2012
2-1/2"	NPXB2500	-	-	-	NPXB2530	NPXB2535	NPXB2540	NPXB2545	NPXB2550	NPXB2555	NPXB2560	NPXB2570	NPXB2580	NPXB2590	NPXB2510	NPXB2511	NPXB2512
3"	NPXB3000	-	-	-	NPXB3030	-	NPXB3040	NPXB3045	NPXB3050	NPXB3055	NPXB3060	NPXB3070	NPXB3080	NPXB3090	NPXB3010	NPXB3011	NPXB3012
4"	NPXB4000	-	-	-	-	-	NPXB4040	NPXB4045	NPXB4050	NPXB4055	NPXB4060	NPXB4070	NPXB4080	NPXB4090	NPXB4010	NPXB4011	NPXB4012



SCHEDULE 80 EXTRA HEAVY WELDED GALVANIZED NIPPLES

Diam.	Close	1-1/2"	2"	2-1/2"	3"	3-1/2"	4"	4-1/2"	5"	5-1/2"	6"
1/2”	NPXG1200	NPXG1215	NPXG1220	NPXG1225	NPXG1230	NPXG3435	NPXG1240	NPXG1245	NPXG1250	NPXG1255	NPXG1260
3/4”	NPXG3400	NPXG3415	NPXG3420	NPXG3425	NPXG3430	NPXG3435	NPXG3440	NPXG3445	NPXG3450	NPXG3455	NPXG3460
1”	NPXG1000	-	NPXG1020	NPXG1025	NPXG1030	NPXG1035	NPXG1040	NPXG1045	NPXG1050	NPXG1055	NPXG1060
1-1/4"	NPXG1100	-	NPXG1120	NPXG1125	NPXG1130	NPXG1135	NPXG1140	NPXG1145	NPXG1150	NPXG1155	NPXG1160
1-1/2”	NPXG1500	-	NPXG1520	NPXG1525	NPXG1530	NPXG1535	NPXG1540	NPXG1545	NPXG1550	NPXG1555	NPXG1560
2"	NPXG2000	-	-	-	NPXG2030	NPXG2035	NPXG2040	NPXG2045	NPXG2050	NPXG2055	NPXG2060



SCHEDULE 80 EXTRA HEAVY WELDED RUN ASSORTMENTS

Size	Pieces	Black Part #	Close	1-1/2"	2"	2-1/2"	3"	3-1/2"	4"	4-1/2"	5"	5-1/2"	6"
1/2"	11	NPXS1200-K	1	1	1	1	1	1	1	1	1	1	1
3/4"	11	NPXS3400-K	1	1	1	1	1	1	1	1	1	1	1
1"	10	NPXS1000-K	1	-	1	1	1	1	1	1	1	1	1
1-1/4”	10	NPXS1140-K	1	-	1	1	1	1	1	1	1	1	1
1-1/2”	10	NPXS1120-K	1	-	1	1	1	1	1	1	1	1	1
2”	9	NPXS2000-K	1	-	-	1	1	1	1	1	1	1	1

sales@everflowsupplies.com · 908-436-1100 · fax: 908-436-1162

STEEL NIPPLES XH - SCH 80 SEAMLESS

• Schedule 80 • Black and Galvanized • Meets or exceeds ASTM and ANSI Standards
• Stocked from 1/8" through 4" Diameters • Available in Lenghts up to 12 ft.



SCHEDULE 80 EXTRA HEAVY SEAMLESS NIPPLES

Diam.	Close	1-1/2"	2"	2-1/2"	3"	3-1/2"	4"	4-1/2"	5"	5-1/2"	6"	7"	8"	9"	10"	11"	12"
1/8"	BXHN1800	BXHN1815	BXHN1820	BXHN1825	BXHN1830	BXHN1835	BXHN1840	BXHN1845	BXHN1850	BXHN1855	BXHN1860	BXHN1870	BXHN1880	BXHN1890	BXHN1810	BXHN1811	BXHN1812
1/4"	BXHN1400	BXHN1415	BXHN1420	BXHN1425	BXHN1430	BXHN1435	BXHN1440	BXHN1445	BXHN1450	BXHN1455	BXHN1460	BXHN1470	BXHN1480	BXHN1490	BXHN1410	BXHN1411	BXHN1412
3/8"	BXHN3800	BXHN3815	BXHN3820	BXHN3825	BXHN3830	BXHN3835	BXHN3840	BXHN3845	BXHN3850	BXHN3855	BXHN3860	BXHN3870	BXHN3880	BXHN3890	BXHN3810	BXHN3811	BXHN3812
1/2"	BXHN1200	BXHN1215	BXHN1220	BXHN1225	BXHN1230	BXHN3435	BXHN1240	BXHN1245	BXHN1250	BXHN1255	BXHN1260	BXHN1270	BXHN1280	BXHN1290	BXHN1210	BXHN1211	BXHN1212
3/4"	BXHN3400	BXHN3415	BXHN3420	BXHN3425	BXHN3430	BXHN3435	BXHN3440	BXHN3445	BXHN3450	BXHN3455	BXHN3460	BXHN3470	BXHN3480	BXHN3490	BXHN3410	BXHN3411	BXHN3412
1"	BXHN1000	-	BXHN1020	BXHN1025	BXHN1030	BXHN1035	BXHN1040	BXHN1045	BXHN1050	BXHN1055	BXHN1060	BXHN1070	BXHN1080	BXHN1090	BXHN1010	BXHN1011	BXHN1012
1-1/4"	BXHN1100	-	BXHN1120	BXHN1125	BXHN1130	BXHN1135	BXHN1140	BXHN1145	BXHN1150	BXHN1155	BXHN1160	BXHN1170	BXHN1180	BXHN1190	BXHN1110	BXHN1111	BXHN1112
1-1/2"	BXHN1500	-	BXHN1520	BXHN1525	BXHN1530	BXHN1535	BXHN1540	BXHN1545	BXHN1550	BXHN1555	BXHN1560	BXHN1570	BXHN1580	BXHN1590	BXHN1510	BXHN1511	BXHN1512
2"	BXHN2000	-	-	BXHN2025	BXHN2030	BXHN2035	BXHN2040	BXHN2045	BXHN2050	BXHN2055	BXHN2060	BXHN2070	BXHN2080	BXHN2090	BXHN2010	BXHN2011	BXHN2012
2-1/2"	BXHN2500	-	-	-	BXHN2530	BXHN2535	BXHN2540	BXHN2545	BXHN2550	BXHN2555	BXHN2560	BXHN2570	BXHN2580	BXHN2590	BXHN2510	BXHN2511	BXHN2512
3"	BXHN3000	-	-	-	BXHN3030	BXHN3035	BXHN3040	BXHN3045	BXHN3050	BXHN3055	BXHN3060	BXHN3070	BXHN3080	BXHN3090	BXHN3010	BXHN3011	BXHN3012
4"	BXHN4000	-	-	-	-	-	BXHN4040	BXHN4045	BXHN4050	BXHN4055	BXHN4060	BXHN4070	BXHN4080	BXHN4090	BXHN4010	BXHN4011	BXHN4012



SCHEDULE 80 EXTRA HEAVY SEAMLESS STANDARD RUN ASSORTMENTS

Size	Pieces	Part #	Close	1-1/2"	2"	2-1/2"	3"	3-1/2"	4"	4-1/2"	5"	5-1/2"	6"
1/2"	11	BXHS1200	1	1	1	1	1	1	1	1	1	1	1
3/4"	11	BXHS3400	1	1	1	1	1	1	1	1	1	1	1
1"	10	BXHS1000	1	-	1	1	1	1	1	1	1	1	1
1-1/4"	10	BXHS1140	1	-	1	1	1	1	1	1	1	1	1
1-1/2"	10	BXHS1120	1	-	1	1	1	1	1	1	1	1	1
2"	9	BXHS2000	1	-	-	1	1	1	1	1	1	1	1



sales@everflowsupplies.com · 908-436-1100 · fax: 908-436-1162

EVERFLOW™
Premier PVF & Specialty Products

STEEL NIPPLES PACKING INFO

PACKING QUANTITIES

Size	Close	1-1/2"	2"	2-1/2"	3"	3-1/2"	4"	4-1/2"	5"	5-1/2"	6"	7"	8"	9"	10"	11"	12"
1/8"	25/400	25/400	25/400	25/400	25/400	25/400	25/400	25/400	25/400	25/400	25/400	25/400	25/200	25/200	25/200	25/200	25/200
1/4"	25/400	25/400	25/400	25/400	25/400	25/400	25/400	25/400	25/400	25/400	25/400	25/200	25/200	25/200	25/200	25/200	25/200
3/8"	25/400	25/400	25/400	25/400	25/400	25/400	25/400	25/400	25/300	25/300	25/300	25/150	25/150	25/100	25/100	25/100	25/100
1/2"	25/400	25/400	25/400	25/300	25/300	25/300	25/200	25/200	25/200	25/200	25/200	25/100	25/100	25/100	25/100	25/100	25/100
3/4"	25/400	25/400	25/300	25/300	25/200	25/200	25/150	25/150	25/100	25/100	25/100	25/75	25/75	25/50	25/50	25/50	25/50
1"	25/200	-	25/200	25/150	25/150	25/100	25/100	25/100	25/75	25/75	25/50	25/50	25/50	25/50	20/40	20/40	20/40
1-1/4"	25/100	-	-	25/100	25/100	25/50	25/50	25/50	25/50	25/50	25/50	15/30	15/30	15/30	15/30	15/30	15/30
1-1/2"	25/100	-	25/100	25/50	25/50	25/50	25/50	25/50	20/40	20/40	20/40	15/30	15/30	25	10/20	10/20	15
2"	25/50	-	-	25/50	25/50	20/40	20/40	20/40	20/40	28	28	18	18	14	14	14	14
2-1/2"	36	-	-	-	36	28	28	24	18	18	18	14	12	12	9	9	8
3"	24	-	-	-	24	18	18	16	12	12	12	9	8	8	6	6	6
3-1/2"	15	-	-	-	-	-	12	10	8	8	8	5	5	5	4	4	4
4"	15	-	-	-	-	-	12	10	8	8	8	5	6	5	4	4	4
5"	4	-	-	-	-	-	4	5	4	5	4	4	2	4	3	3	3
6"	4	-	-	-	-	-	4	2	2	2	2	1	1	1	1	1	1

PRE-CUT PACKING QUANTITIES

Size	14"	16"	18"	24"	30"	36"	42"	48"	60"	72"	120"
1/4"	5	5	5	5	5	5	5	5	5	5	5
3/8"	5	5	5	5	5	5	5	5	5	5	5
1/2"	5	5	5	5	5	5	5	5	5	5	5
3/4"	5	5	5	5	5	5	5	5	5	5	5
1"	3	3	3	3	3	3	3	3	3	3	3
1-1/4"	3	3	3	3	3	3	3	3	3	3	3
1-1/2"	3	3	3	3	3	3	3	3	3	3	3
2"	2	2	2	2	2	2	2	2	2	2	2
2-1/2"	3	3	3	3	3	3	3	3	3	3	3
3"	3	3	3	3	3	3	3	3	3	3	3
4"	1	1	1	1	1	1	1	1	1	1	1

Size	Close Length
1/8"	3/4"
1/4"	7/8"
3/8"	1"
1/2"	1-1/8"
3/4"	1-3/8"
1"	1-1/2"
1-1/4"	1-5/8"
1-1/2"	1-3/4"

Size	Close Length
2"	2"
2-1/2"	2-1/2"
3"	2-5/8"
3-1/2"	2-3/4"
4"	2-7/8"
5"	3"
6"	3-1/8"



DUCTILE & CAST IRON FITTINGS

SPECIFICATION SHEET

DUCTILE IRON FITTINGS STANDARD SPECIFICATIONS

- **Material:** Conforms to ASTM A536
- **Dimensions:** Conforms to ASME B16.3
- **Bushings and plugs:** Conforms to ASME B16.14
- **Fittings:** Are 100% air tested
- **Threads:** Conforms to ASME B1.20.1
- **Manufacturing Facilities:** ISO 9001:2008 & ISO 14001
- **UL Listed & Approved:** at 500PSI
- Class 150
- Rated to 300 WSP



CAST IRON FITTINGS STANDARD SPECIFICATIONS

- **SPD Cast Iron Threaded Fittings are UL and cUL Listed**
- **Dimensions:** Conforms to ANSI B 16.4
- **Plugs:** Conforms to ASME B 16,14
- **Gray Iron:** ASTM 126 class B
- **Threads:** Conforms to ANSI/ASME B1.20.1
- **Manufacturing Facilities:** ISO 9001:2008 & ISO 14001
- **UL Listed & FM Approved:** at 300PSI
- Class 125



DUCTILE IRON FITTINGS

• ASME B 16.3- Ductile Iron Threaded Fittings Classes 150 • NPT Threaded Standards ANSI/ASME B1.20.1
• Ductile Material Standard ASTM A536 Class 65-45-12 • UL/FM Approved • Pressure Rating 500PSI

90° ELBOWS



SIZE	ITEM	INNER	MASTER
1"	DINL0100	35	70
1-1/4"	DINL0114	21	42
1-1/2"	DINL0112	16	32
2"	DINL0200	17	17

TEE



SIZE	ITEM	INNER	MASTER
1"	DITE0100	28	56
1-1/4"	DITE0114	16	32
1-1/2"	DITE0112	25	25
2"	DITE0200	15	15

90° REDUCING ELBOWS



1" x 1/2"	DIRL1002	55	110
1" x 3/4"	DIRL1003	45	90
1-1/4" x 1/2"	DIRL1140	35	70
1-1/4" x 3/4"	DIRL1141	65	65
1-1/4" x 1"	DIRL1142	25	50
1-1/2" x 1"	DIRL1122	20	40
1-1/2" x 1-1/4"	DIRL1123	19	38
2" x 1/2"	DIRL2000	45	45
2" x 3/4"	DIRL2001	20	40
2" x 1"	DIRL2002	16	32
2" x 1-1/4"	DIRL2003	25	25
2" x 1-1/2"	DIRL2004	10	20

REDUCING TEE



1" x 1/2"	DIRT1002	37	74
1" x 3/4"	DIRT1009	33	66
1-1/4" x 1/2"	DIRT1401	24	48
1-1/4" x 3/4"	DIRT1402	22	44
1-1/4" x 1"	DIRT1403	20	40
1-1/2" x 1/2"	DIRT1201	19	38
1-1/2" x 3/4"	DIRT1202	18	36
1-1/2" x 1"	DIRT1203	16	32
1-1/2" x 1-1/4"	DIRT1204	13	26
2" x 1/2"	DIRT2001	12	24
2" x 3/4"	DIRT2002	12	24
2" x 1"	DIRT2003	23	23
2" x 1-1/4"	DIRT2004	19	19
2" x 1-1/2"	DIRT2005	15	15
1" x 1/2" x 1"	DIRT1005	32	64
1" x 3/4" x 1"	DIRT1008	32	64
1-1/4" x 1" x 1/2"	DIRT1412	55	55
1-1/4" x 1" x 3/4"	DIRT1413	24	48
1-1/4" x 1" x 1"	DIRT1414	45	45
1-1/4" x 1" x 1-1/4"	DIRT1415	20	40
1-1/4" x 1" x 1-1/2"	DIRT1416	16	32
1-1/2" x 1" x 1/2"	DIRT1214	45	45
1-1/2" x 1" x 3/4"	DIRT1215	21	42

45° ELBOWS



1"	DIFF0100	85	85
1-1/4"	DIFF0114	25	50
1-1/2"	DIFF0112	35	35
2"	DIFF0200	11	22

DUCTILE IRON FITTINGS

DUCTIRON 0619
JUNE 2019

• ASME B 16.3- Ductile Iron Threaded Fittings Classes 150 • NPT Threaded Standards ANSI/ASME B1.20.1
• Ductile Material Standard ASTM A536 Class 65-45-12 • UL/FM Approved • Pressure Rating 500PSI

REDUCING TEE - continued



SIZE	ITEM	INNER	MASTER
1-1/2" x 1" x 1"	DIRT1216	19	38
1-1/2" x 1" x 1-1/4"	DIRT1217	33	33
1-1/2" x 1" x 1-1/2"	DIRT1218	15	30
1-1/2" x 1-1/4" x 1/2"	DIRT1219	20	40
1-1/2" x 1-1/4" x 3/4"	DIRT1220	20	40
1-1/2" x 1-1/4" x 1"	DIRT1221	16	32
1-1/2" x 1-1/4" x 2"	DIRT1224	11	22
2" x 1" x 2"	DIRT2011	9	18
2" x 1-1/4" x 2"	DIRT2015	8	16
2" x 1-1/2" x 1/2"	DIRT2021	15	30
2" x 1-1/2" x 3/4"	DIRT2016	14	28
2" x 1-1/2" x 1"	DIRT2017	23	23
2" x 1-1/2" x 1-1/4"	DIRT2018	10	20
2" x 1-1/2" x 1-1/2"	DIRT2019	15	15
2" x 1-1/2" x 2"	DIRT2020	15	15

BULL HEAD TEE



1" x 1" x 1-1/4"	DIBT1000	23	46
1" x 1" x 1-1/2"	DIBT1001	17	34
1-1/4" x 1-1/4" x 1-1/2"	DIBT1400	15	30
1-1/4" x 1-1/4" x 2"	DIBT1401	12	24
1-1/2" x 1-1/2" x 2"	DIBT1200	11	22

COUPLING



1"	DICPL100	55	110
1-1/4"	DICPL114	36	72
1-1/2"	DICPL112	57	57
2"	DICPL200	15	30

CROSS



SIZE	ITEM	INNER	MASTER
1"	DICR0100	21	42
1-1/4"	DICR0114	12	24
1-1/2"	DICR0112	19	19
2"	DICR0200	6	12
1-1/4" x 1"	DICR1145	16	32
1-1/2" x 1"	DICR1125	14	28
2" x 1"	DICR2004	8	16

CAP



1"	DICP0100	85	170
1-1/4"	DICP0114	65	130
1-1/2"	DICP0112	40	80
2"	DICP0200	25	50

REDUCING COUPLING



1" x 1/2"	DIRC1002	65	130
1" x 3/4"	DIRC1003	60	120

BUSHING



1" x 1/2"	DIBU1003	125	250
1" x 3/4"	DIBU1004	125	250
1-1/4" x 1"	DIBU1145	65	130
1-1/2" x 1"	DIBU1125	50	100
1-1/2" x 1-1/4"	DIBU1126	50	100
2" x 1"	DIBU2004	35	70
2" x 1-1/4"	DIBU2005	35	70
2" x 1-1/2"	DIBU2006	35	70

CAST IRON FITTINGS

• Conforms to ASTM B16.4 standard • Class 125 • Stocked from 1/2" through 4"

90 ELBOWS



SIZE	ITEM	INNER	MASTER
1/2"	BSE12G	25	100
3/4"	BSE75G	25	100
1"	BSE1G	30	60
1-1/4"	BSE114G	12	24
1-1/2"	BSE112G	10	20
2"	BSE2G	6	12
2-1/2"	BSE242G	1	8
3"	BSE3G	1	4
4"	BSE4G	1	2

45 ELBOWS



SIZE	ITEM	INNER	MASTER
1/2"	BE4512G	25	100
3/4"	BE4575G	25	100
1"	BE451G	30	60
1-1/4"	BE4514G	15	30
1-1/2"	BE4515G	10	20
2"	BE452G	6	12
2-1/2"	BE4522G	1	8
3"	BE453G	1	4
4"	BE454G	1	2

90 REDUCING ELBOWS



3/4" x 1/2"	BSE7512G	45	90
1" x 1/2"	BSE1112G	40	80
1" x 3/4"	BSE175G	35	70
1-1/4" x 1/2"	BSE152G	24	48
1-1/4" x 3/4"	BSE157G	20	40
1-1/4" x 1"	BSE121G	20	40
1-1/2" x 1/2"	BSE122G	18	36
1-1/2" x 3/4"	BSE127G	18	36
1-1/2" x 1"	BSE1121G	16	32
1-1/2" x 1-1/4"	BSE1214G	12	24
2" x 1/2"	BSE22G	10	20
2" x 3/4"	BSE275G	10	20
2" x 1"	BSE21G	7	14
2" x 1-1/4"	BSE215G	7	14
2" x 1-1/2"	BSE212G	7	14
2-1/2" x 1"	BSE221G	4	8
2-1/2" x 1-1/4"	BSE2114G	1	8
2-1/2" x 1-1/2"	BSE2112G	1	8
2-1/2" x 2"	BSE222G	1	8
3" x 2"	BSE32G	1	4

STRAIGHT TEES



1/2"	BT12G	25	100
3/4"	BT75G	30	60
1"	BST1G	16	32
1-1/4"	BT14G	10	20
1-1/2"	BT15G	7	14
2"	BT2G	4	8
2-1/2"	BT22G	1	8
3"	BT3G	1	4
4"	BT4G	1	2

HEX REDUCING COUPLINGS



1" x 1/2"	BSC112G	45	90
1" x 3/4"	BSC17G	40	80
1-1/4" x 1"	BSC141G	20	40
1-1/2" x 3/4"	BSC1501G	20	40
2" x 1"	BSC21G	12	24
2" x 1-1/4"	BSC2001G	12	24

PLUG

1/2"	CIPL0012G	100	400
1"	CIPL1000G	75	150

sales@everflowsupplies.com · 908-436-1100 · fax: 908-436-1162

CAST IRON FITTINGS

• Conforms to ASTM B16.4 standard • Class 125 • Stocked from 1/2" through 4"



REDUCING TEES

SIZE	ITEM	INNER	MASTER
1/2" x 1/2" x 1"	BST551G	12	48
1" x 1/2" x 1"	BT121G	16	32
1" x 3/4" x 1"	BT171G	16	32
1" x 1" x 1/2"	BT112G	20	40
1" x 1" x 3/4"	BT17G	20	40
1" x 1" x 1-1/4"	BT1114G	14	28
1" x 1" x 1-1/2"	BT1121G	10	20
1-1/4" x 1/2" x 1-1/4"	BT111G	12	24
1-1/4" x 3/4" x 1-1/4"	BT1714G	12	24
1-1/4" x 1/2" x 1/2"	BT1401G	10	30
1-1/4" x 3/4" x 1/2"	BT1402G	10	30
1-1/4" x 1" x 1/2"	BT1112G	15	30
1-1/4" x 1" x 3/4"	BT117G	15	30
1-1/4" x 1" x 1"	BST1411G	10	20
1-1/4" x 1" x 1-1/4"	BT143G	10	20
1-1/4" x 1" x 1-1/2"	BT14112G	10	20
1-1/4" x 1-1/4" x 1/2"	BT142G	14	28
1-1/4" x 1-1/4" x 3/4"	BT147G	10	20
1-1/4" x 1-1/4" x 1"	BT141G	10	20
1-1/4" x 1-1/4" x 1-1/2"	BT1414G	8	16
1-1/4" x 1-1/4" x 2"	BT1422G	7	14
1-1/2" x 1/2" x 1-1/4"	BT144G	8	16
1-1/2" x 1/2" x 1-1/2"	BT1212G	8	16
1-1/2" x 3/4" x 1-1/4"	BT145G	8	16
1-1/2" x 3/4" x 1-1/2"	BT146G	8	16
1-1/2" x 1" x 1/2"	BT148G	14	28
1-1/2" x 1" x 3/4"	BT149G	10	20
1-1/2" x 1" x 1"	BT1241G	8	16
1-1/2" x 1" x 1-1/4"	BT150G	8	16
1-1/2" x 1" x 1-1/2"	BT1122G	8	16
1-1/2" x 1-1/4" x 1/2"	BT1142G	12	24
1-1/2" x 1-1/4" x 3/4"	BT1147G	10	20
1-1/2" x 1-1/4" x 1"	BT1141G	10	20
1-1/2" x 1-1/4" x 1-1/4"	BT1211G	8	16
1-1/2" x 1-1/4" x 1-1/2"	BT1214G	8	16
1-1/2" x 1-1/4" x 2"	BT1231G	5	10

SIZE	ITEM	INNER	MASTER
1-1/2" x 1-1/2" x 1/2"	BT122G	12	24
1-1/2" x 1-1/2" x 3/4"	BT127G	10	20
1-1/2" x 1-1/2" x 1"	BST11G	10	20
1-1/2" x 1-1/2" x 1-1/4"	BST114G	10	20
1-1/2" x 1-1/2" x 2"	BT1423G	6	12
2" x 1/2" x 2"	BT2001G	5	10
2" x 3/4" x 2"	BT2342G	5	10
2" x 1" x 1"	BT155G	5	10
2" x 1" x 1-1/4"	BT151G	5	10
2" x 1" x 1-1/2"	BT152G	5	10
2" x 1" x 2"	BT21112G	5	10
2" x 1-1/4" x 1"	BT2002G	6	12
2" x 1-1/4" x 1-1/4"	BT2003G	4	8
2" x 1-1/4" x 1-1/2"	BT2004G	4	8
2" x 3/4" x 1-1/2"	BT2005G	8	16
2" x 1-1/4" x 2"	BT153G	4	8
2" x 1-1/2" x 1/2"	BT2121G	6	12
2" x 1-1/2" x 3/4"	BT2127G	6	12
2" x 1-1/2" x 1"	BT2128G	6	12
2" x 1-1/2" x 1-1/4"	BT2129G	5	10
2" x 1-1/2" x 1-1/2"	BT2130G	5	10
2" x 1-1/2" x 2"	BT2122G	5	10
2" x 2" x 1/2"	BT212G	6	12
2" x 2" x 3/4"	BT275G	6	12
2" x 2" x 1"	BST21G	6	12
2" x 2" x 1-1/4"	BST214G	5	10
2" x 2" x 1-1/2"	BST212G	5	10
2" x 2" x 2-1/2"	BT154G	4	8
2-1/2" x 3/4" x 2"	BT2501G	4	8
2-1/2" x 1-1/2" x 1-1/2"	BT2502G	1	12
2-1/2" x 2-1/2" x 2"	BT2503G	1	8
3" x 3" x 1-1/4"	BT314G	1	5
3" x 3" x 1-1/2"	BT312G	1	6
3" x 2" x 2"	BT3001G	1	6
3" x 2" x 3"	BT3002G	1	4
3" x 3" x 2"	BT332G	1	4
4" x 2"	BT4020G	1	2

EVERFLOW®

STAINLESS STEEL

VALVES, FITTINGS & NIPPLES

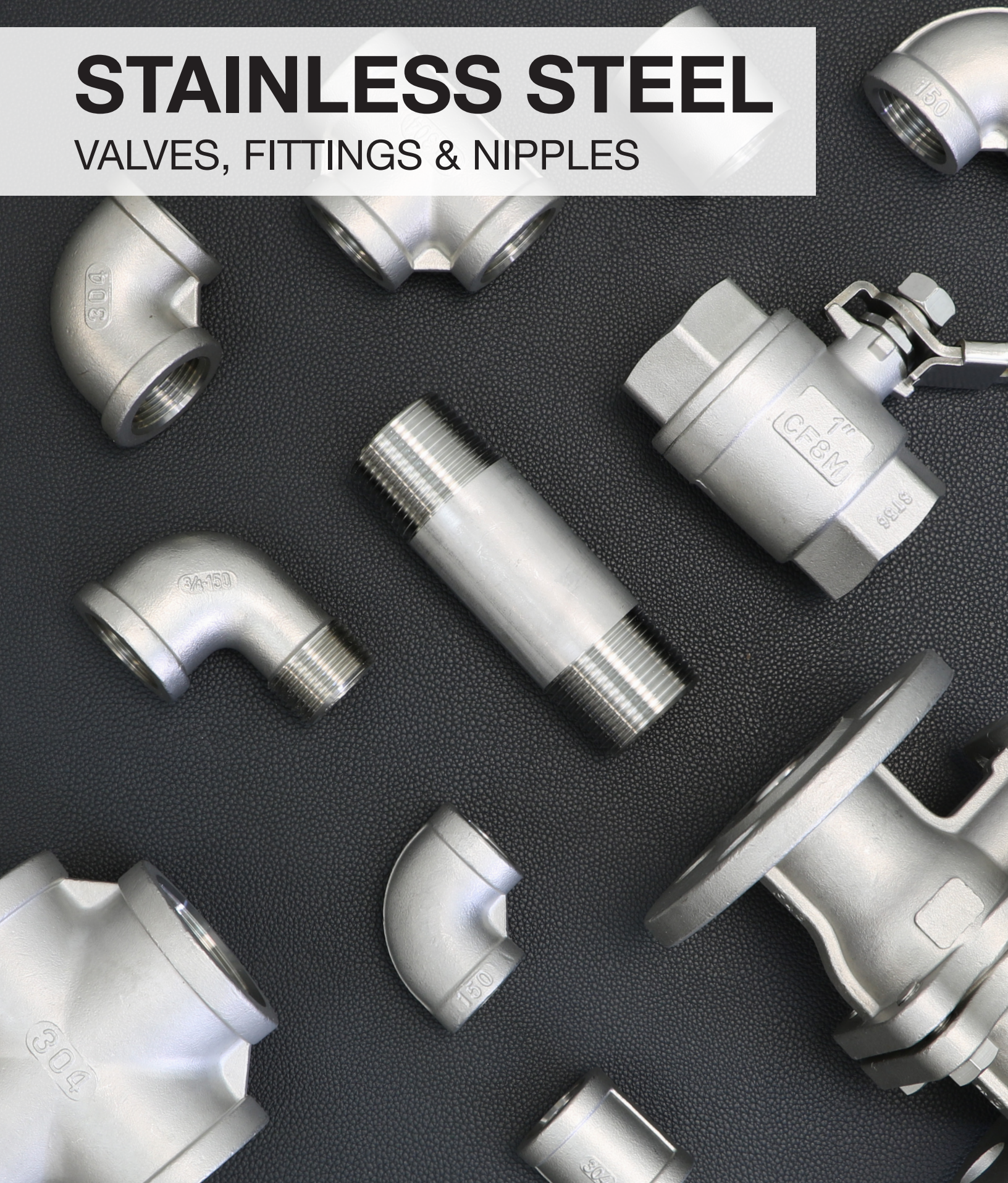



STAINLESS STEEL VALVES 304/316

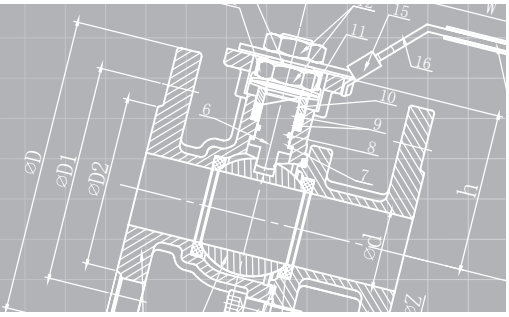

- Casting Conforms to ASTM A351 ACI Grade CF8/CF8M
- NPT Threads Conform to ASME B1.20.1
- Manufacturing Facility is ISO 9001:2015 Certified
- Fittings Meet Applicable Chemical & Physical Properties



STAINLESS STEEL VALVES

301SS Series Stainless Steel One-Piece Ball Valve

Stainless Steel 316 • Locking Handle • 1000 WOG



- Blow out proof stem
- Vinyl Grip Handle
- Threaded end connections comply with ANSI/ASME B1.20.1
- Conforms to MSSP 110
- Manufactured in an ISO 9001 accredited facility
- For use with water, oil, gas, and other corrosive media with no hard particles
- Temperature and pressure range: -4°F to 100.4°F @ 1000psi, 320°F @ 363psi

PART #	SIZE	DESCRIPTION	INNER	MASTER
301SS-T014	1/4"	Stainless Steel One-Piece Ball Valve	25	300
301SS-T038	3/8"	Stainless Steel One-Piece Ball Valve	12	192
301SS-T012	1/2"	Stainless Steel One-Piece Ball Valve	16	128
301SS-T034	3/4"	Stainless Steel One-Piece Ball Valve	12	96
301SS-T001	1"	Stainless Steel One-Piece Ball Valve	20	80
301SS-T114	1-1/4"	Stainless Steel One-Piece Ball Valve	12	48
301SS-T112	1-1/2"	Stainless Steel One-Piece Ball Valve	6	24
301SS-T002	2"	Stainless Steel One-Piece Ball Valve	6	24

310SS Series Stainless Steel Two-Piece Ball Valve

Stainless Steel 316 • Locking Handle • 1000 WOG



- Blow out proof stem
- Vinyl Grip Handle
- Threaded end connections comply with ANSI/ASME B1.20.1
- Conforms to MSSP 110
- Manufactured in an ISO 9001 accredited facility
- For use with water, oil, gas, and other corrosive media with no hard particles
- Temperature and pressure range: -4°F to 100.4°F @ 1000psi, 320°F @ 363psi

PART #	SIZE	DESCRIPTION	INNER	MASTER
310SS-T014	1/4"	Stainless Steel Two-Piece Ball Valve	8	96
310SS-T038	3/8"	Stainless Steel Two-Piece Ball Valve	8	96
310SS-T012	1/2"	Stainless Steel Two-Piece Ball Valve	6	72
310SS-T034	3/4"	Stainless Steel Two-Piece Ball Valve	16	64
310SS-T001	1"	Stainless Steel Two-Piece Ball Valve	16	32
310SS-T114	1-1/4"	Stainless Steel Two-Piece Ball Valve	12	24
310SS-T112	1-1/2"	Stainless Steel Two-Piece Ball Valve	8	16
310SS-T002	2"	Stainless Steel Two-Piece Ball Valve	4	8
310SS-T212	2-1/2"	Stainless Steel Two-Piece Ball Valve	2	4
310SS-T003	3"	Stainless Steel Two-Piece Ball Valve	0	2
310SS-T004	4"	Stainless Steel Two-Piece Ball Valve	0	0

STAINLESS STEEL VALVES

320SS Series Stainless Steel Two-Piece Ball Valve

Stainless Steel 316 • Locking Handle • 2000 WOG



- Blow out proof stem
- Vinyl Grip Handle
- Threaded end connections comply with ANSI/ASME B1.20.1
- Conforms to MSSP 110
- Manufactured in an ISO 9001 accredited facility
- For use with water, oil, gas, and other corrosive media with no hard particles
- Temperature and pressure range: -4°F to 100.4°F @ 1000psi, 320°F @ 363psi
- 2-1/2” to 4” 600 WOG

PART #	SIZE	DESCRIPTION	INNER	MASTER
320SS-T014	1/4"	Stainless Steel Two-Piece Ball Valve	8	96
320SS-T038	3/8"	Stainless Steel Two-Piece Ball Valve	8	96
320SS-T012	1/2"	Stainless Steel Two-Piece Ball Valve	6	72
320SS-T034	3/4"	Stainless Steel Two-Piece Ball Valve	16	64
320SS-T001	1"	Stainless Steel Two-Piece Ball Valve	16	32
320SS-T114	1-1/4"	Stainless Steel Two-Piece Ball Valve	12	24
320SS-T112	1-1/2"	Stainless Steel Two-Piece Ball Valve	8	16
320SS-T002	2"	Stainless Steel Two-Piece Ball Valve	4	8

300SS Series Stainless Steel Two-Piece Ball Valve

Stainless Steel 304 • 1000 WOG



- Blow out proof stem
- Vinyl Grip Handle
- Threaded end connections comply with ANSI/ASME B1.20.1
- Conforms to MSSP 110
- Manufactured in an ISO 9001 accredited facility
- For use with water, oil, gas, and other corrosive media with no hard particles
- Temperature and pressure range: -4°F to 100.4°F @ 1000psi, 320°F @ 363psi

PART #	SIZE	DESCRIPTION	INNER	MASTER
300SS-T014	1/4"	Stainless Steel Two-Piece Ball Valve	8	96
300SS-T038	3/8"	Stainless Steel Two-Piece Ball Valve	8	96
300SS-T012	1/2"	Stainless Steel Two-Piece Ball Valve	6	72
300SS-T034	3/4"	Stainless Steel Two-Piece Ball Valve	16	64
300SS-T001	1"	Stainless Steel Two-Piece Ball Valve	16	32
300SS-T114	1-1/4"	Stainless Steel Two-Piece Ball Valve	12	24
300SS-T112	1-1/2"	Stainless Steel Two-Piece Ball Valve	8	16
300SS-T002	2"	Stainless Steel Two-Piece Ball Valve	4	8

STAINLESS STEEL VALVES

336SS Series Stainless Steel Three-Piece Ball Valve

Stainless Steel 316 • Locking Handle • 1000 WOG



- Blow out proof stem
- Vinyl Grip Handle
- Threaded end connections comply with ANSI/ASME B1.20.1
- Conforms to MSSP 110
- Manufactured in an ISO 9001 accredited facility
- For use with water, oil, gas, and other corrosive media with no hard particles
- Temperature and pressure range: -4°F to 100.4°F @ 1000psi, 320°F @ 363psi

PART #	SIZE	DESCRIPTION	INNER	MASTER
336SS-T014	1/4"	Stainless Steel Three-Piece Ball Valve	4	48
336SS-T038	3/8"	Stainless Steel Three-Piece Ball Valve	4	48
336SS-T012	1/2"	Stainless Steel Three-Piece Ball Valve	4	32
336SS-T034	3/4"	Stainless Steel Three-Piece Ball Valve	4	32
336SS-T001	1"	Stainless Steel Three-Piece Ball Valve	6	24
336SS-T114	1-1/4"	Stainless Steel Three-Piece Ball Valve	4	8
336SS-T112	1-1/2"	Stainless Steel Three-Piece Ball Valve	4	8
336SS-T002	2"	Stainless Steel Three-Piece Ball Valve	4	8
336SS-T212	2-1/2"	Stainless Steel Three-Piece Ball Valve	2	4
336SS-T003	3"	Stainless Steel Three-Piece Ball Valve	0	2
336SS-T004	4"	Stainless Steel Three-Piece Ball Valve	0	1

346SS Series Stainless Steel Flanged Ball Valve

Stainless Steel 316 • Two-Piece Body • 150 LB WSP



- Fire-Safe Design
- Anti-Static Device
- Flanged ends comply with ANSI B 16.5
- Face to face conncetion comply with ANSI B 16.10
- Mounting pad complies with ISO5211
- Manufactured in an ISO 9001 accredited facility
- 150lb pressure rating

PART #	SIZE	DESCRIPTION	INNER	MASTER
346SS-FL012	1/2"	Stainless Steel Flanged Two-Piece Ball Valve	0	12
346SS-FL034	3/4"	Stainless Steel Flanged Two-Piece Ball Valve	0	6
346SS-FL001	1"	Stainless Steel Flanged Two-Piece Ball Valve	0	6
346SS-FL114	1-1/4"	Stainless Steel Flanged Two-Piece Ball Valve	0	4
346SS-FL112	1-1/2"	Stainless Steel Flanged Two-Piece Ball Valve	0	4
346SS-FL002	2"	Stainless Steel Flanged Two-Piece Ball Valve	0	4
346SS-FL212	2-1/2"	Stainless Steel Flanged Two-Piece Ball Valve	0	2
346SS-FL003	3"	Stainless Steel Flanged Two-Piece Ball Valve	0	2
346SS-FL004	4"	Stainless Steel Flanged Two-Piece Ball Valve	0	1

STAINLESS STEEL VALVES

210SS Series Stainless Steel Swing Check Valve

Stainless Steel 316 • Prevents Backflow



- 200lb CWP, 125lb WSP
- Metal-to-Metal Seat
- Screw Cap
- Threaded ends connections comply with ANSI/ASME B1.20.1
- Manufactured in an ISO 9001 accredited facility

PART #	SIZE	DESCRIPTION	INNER	MASTER
210SS-T014	1/4"	STAINLESS SWING CHECK VALVE	6	72
210SS-T038	3/8"	STAINLESS SWING CHECK VALVE	6	72
210SS-T012	1/2"	STAINLESS SWING CHECK VALVE	6	72
210SS-T034	3/4"	STAINLESS SWING CHECK VALVE	4	32
210SS-T001	1"	STAINLESS SWING CHECK VALVE	4	32
210SS-T114	1-1/4"	STAINLESS SWING CHECK VALVE	12	24
210SS-T112	1-1/2"	STAINLESS SWING CHECK VALVE	8	16
210SS-T002	2"	STAINLESS SWING CHECK VALVE	6	12
210SS-T212	2-1/2"	STAINLESS SWING CHECK VALVE	2	4
210SS-T003	3"	STAINLESS SWING CHECK VALVE	2	4
210SS-T004	4"	STAINLESS SWING CHECK VALVE	0	2

105SS Series Stainless Steel Y-Strainer

Stainless Steel 316 • Mesh Screen • 800 WOG



- SS mesh screen
- Blow-down plug
- Threaded ends connections comply with ANSI/ASME B1.20.1 0
- Manufactured in an ISO 9001 accredited facility
- For use with water, oil, gas and other corrosive media with no hard particles
- Working Pressure 800psi, Temperature range -4°F to 356°F

PART #	SIZE	DESCRIPTION	INNER	MASTER
105SS-T014	1/4"	STAINLESS STEEI Y-STRAINER WITH PLUG	0	0
105SS-T038	3/8"	STAINLESS STEEI Y-STRAINER WITH PLUG	0	0
105SS-T012	1/2"	STAINLESS STEEI Y-STRAINER WITH PLUG	12	96
105SS-T034	3/4"	STAINLESS STEEI Y-STRAINER WITH PLUG	8	64
105SS-T001	1"	STAINLESS STEEI Y-STRAINER WITH PLUG	4	32
105SS-T114	1-1/4"	STAINLESS STEEI Y-STRAINER WITH PLUG	6	24
105SS-T112	1-1/2"	STAINLESS STEEI Y-STRAINER WITH PLUG	6	12
105SS-T002	2"	STAINLESS STEEI Y-STRAINER WITH PLUG	4	8
105SS-T212	2-1/2"	STAINLESS STEEI Y-STRAINER WITH PLUG	0	0
105SS-T003	3"	STAINLESS STEEI Y-STRAINER WITH PLUG	0	0
105SS-T004	4"	STAINLESS STEEI Y-STRAINER WITH PLUG	0	0

THREADED FITTINGS STAINLESS STEEL 304/316 HEAVY PATTERN 150#

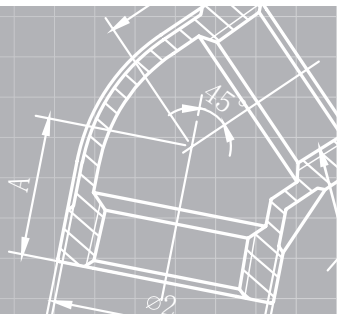

- Casting Conforms to ASTM A351 ACI Grade CF8 (304) & ACI Grade CF8M (316)
- NPT Threads Conform to ASME B1.20.1
- Manufacturing Facility is ISO 9001:2008 Certified
- Fittings Meet Applicable Chemical & Mechanical Properties



THREADED NIPPLES STAINLESS STEEL 304/316

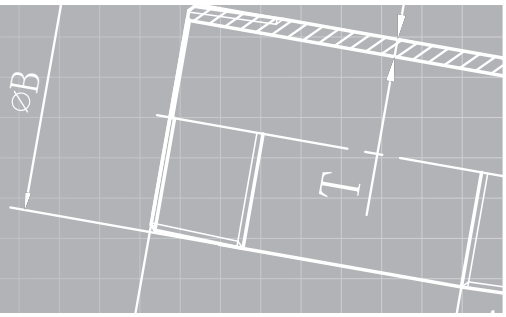

- Sch. 40 Welded & Sch. 80 Seamless
- Conforms to ASTM A733 Standard
- Conforms to ASTM Standard A312/A312M
- NPT Threads Conform to ASME B1.20.1
- Manufacturing Facility is ISO 9001:2015 Certified



STAINLESS STEEL FITTINGS | 304 & 316

• 304 / 316 Stainless Steel • 150# • Material Test Reports (MTR'S) Available • Stainless Steel Conforms to ASTM A312
• Dimensions & Ends Conform to ASTM A733 • Threads Conform to ASME B1.20.1 • Meets NSF / ANSI 372

Stainless Steel 90˚ Elbow



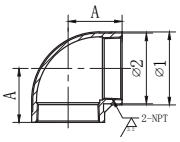

PART #		SIZE	DESCRIPTION	DIMENSIONS (IN)			WEIGHT	PACKAGING	
STAINLESS STEEL 304	STAINLESS STEEL 316			Ø1	Ø2	A	LBS	BX	CS
SS4NL0018	**SS16NL0018**	1/8"	SS 90˚ Elbow	0.61	0.53	0.67	0.05	50	600
SS4NL0014	**SS16NL0014**	1/4"	SS 90˚ Elbow	0.73	0.61	0.75	0.07	35	420
SS4NL0038	**SS16NL0038**	3/8"	SS 90˚ Elbow	0.87	0.77	0.87	0.12	90	360
SS4NL0012	**SS16NL0012**	1/2"	SS 90˚ Elbow	1.10	0.98	1.10	0.18	50	200
SS4NL0034	**SS16NL0034**	3/4"	SS 90˚ Elbow	1.34	1.22	1.22	0.29	35	105
SS4NL0100	**SS16NL0100**	1"	SS 90˚ Elbow	1.67	1.56	1.38	0.47	20	60
SS4NL0114	**SS16NL0114**	1-1/4"	SS 90˚ Elbow	2.01	1.91	1.71	0.72	20	40
SS4NL0112	**SS16NL0112**	1-1/2"	SS 90˚ Elbow	2.28	2.19	1.87	1.05	15	30
SS4NL0200	**SS16NL0200**	2"	SS 90˚ Elbow	2.80	2.68	2.20	1.34	8	16
SS4NL0018	**SS16NL0018**	2-1/2"	SS 90˚ Elbow	3.35	3.23	2.66	3.08	-	12
SS4NL0014	**SS16NL0014**	3"	SS 90˚ Elbow	4.02	3.90	3.05	4.45	-	8
SS4NL0038	**SS16NL0038**	4"	SS 90˚ Elbow	5.12	4.96	3.74	6.72	-	2

Stainless Steel 90˚ Street Elbow



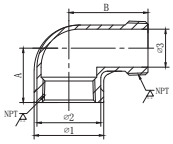

PART #		SIZE	DESCRIPTION	DIMENSIONS (IN)					WEIGHT	PACKAGING	
STAINLESS STEEL 304	STAINLESS STEEL 316			Ø1	Ø2	Ø3	A	B	LBS	BX	CS
SS4SN0018	**SS16SN0018**	1/8"	SS 90˚ Street Elbow	0.61	0.53	0.20	0.67	0.98	0.04	60	720
SS4SN0014	**SS16SN0014**	1/4"	SS 90˚ Street Elbow	0.73	0.61	0.30	0.79	1.10	0.07	35	420
SS4SN0038	**SS16SN0038**	3/8"	SS 90˚ Street Elbow	0.87	0.75	0.39	0.91	1.50	0.12	60	240
SS4SN0012	**SS16SN0012**	1/2"	SS 90˚ Street Elbow	1.10	0.98	0.54	1.10	1.65	0.19	60	180
SS4SN0034	**SS16SN0034**	3/4"	SS 90˚ Street Elbow	1.34	1.22	0.74	1.26	1.81	0.30	35	105
SS4SN0100	**SS16SN0100**	1"	SS 90˚ Street Elbow	1.67	1.56	1.04	1.48	2.09	0.51	40	80
SS4SN0114	**SS16SN0114**	1-1/4"	SS 90˚ Street Elbow	2.01	1.89	1.35	1.71	2.44	0.73	25	50
SS4SN0112	**SS16SN0112**	1-1/2"	SS 90˚ Street Elbow	2.28	2.17	1.59	1.83	2.70	0.94	9	27
SS4SN0200	**SS16SN0200**	2"	SS 90˚ Street Elbow	2.80	2.68	2.01	2.36	3.31	1.63	8	16
SS4SN0018	**SS16SN0018**	1/8"	SS 90˚ Street Elbow	3.35	3.23	2.36	2.56	4.09	2.64	5	10
SS4SN0014	**SS16SN0014**	1/4"	SS 90˚ Street Elbow	4.02	3.90	2.96	2.99	4.41	3.92	-	8
SS4SN0038	**SS16SN0038**	3/8"	SS 90˚ Street Elbow	5.12	4.96	3.86	3.80	5.02	5.85	-	2

STAINLESS STEEL FITTINGS | 304 & 316

• 304 / 316 Stainless Steel • 150# • Material Test Reports (MTR'S) Available • Stainless Steel Conforms to ASTM A312
• Dimensions & Ends Conform to ASTM A733 • Threads Conform to ASME B1.20.1 • Meets NSF / ANSI 372

Stainless Steel 45˚ Elbow



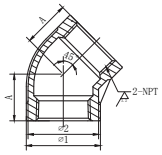

PART #		SIZE	DESCRIPTION	DIMENSIONS (IN)			WEIGHT	PACKAGING	
STAINLESS STEEL 304	STAINLESS STEEL 316			Ø1	Ø2	A	LBS	BX	CS
SS4FF0018	**SS16FF0018**	1/8"	SS 45˚ Elbow	0.63	0.55	0.75	0.07	50	600
SS4FF0014	**SS16FF0014**	1/4"	SS 45˚ Elbow	0.71	0.63	0.75	0.07	30	360
SS4FF0038	**SS16FF0038**	3/8"	SS 45˚ Elbow	0.89	0.77	0.75	0.10	75	300
SS4FF0012	**SS16FF0012**	1/2"	SS 45˚ Elbow	1.18	1.08	0.85	0.22	50	200
SS4FF0034	**SS16FF0034**	3/4"	SS 45˚ Elbow	1.38	1.30	0.91	0.29	40	120
SS4FF0100	**SS16FF0100**	1"	SS 45˚ Elbow	1.75	1.63	1.08	0.50	20	60
SS4FF0114	**SS16FF0114**	1-1/4"	SS 45˚ Elbow	2.05	1.93	1.26	0.64	20	40
SS4FF0112	**SS16FF0112**	1-1/2"	SS 45˚ Elbow	2.34	2.24	1.40	0.90	10	30
SS4FF0200	**SS16FF0200**	2"	SS 45˚ Elbow	2.83	2.70	1.67	1.28	12	24
SS4FF0212	**SS16FF0212**	2-1/2"	SS 45˚ Elbow	3.56	3.43	1.83	2.75	-	12
SS4FF0300	**SS16FF0300**	3"	SS 45˚ Elbow	4.21	4.04	2.09	3.85	-	10
SS4FF0400	**SS16FF0400**	4"	SS 45˚ Elbow	5.26	5.06	2.58	5.93	-	2

Stainless Steel Coupling



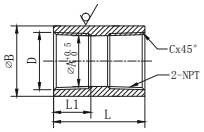

PART #		SIZE	DESCRIPTION	DIMESNIONS (IN)					WEIGHT	PACKAGING	
STAINLESS STEEL 304	STAINLESS STEEL 316			øA	øB	L	L1	C	LBS	BX	CS
SS4CPL018	**SS16CPL018**	1/8"	SS Coupling	0.33	0.55	0.79	0.31	0.04	0.04	70	840
SS4CPL014	**SS16CPL014**	1/4"	SS Coupling	0.44	0.73	1.06	0.39	0.05	0.08	40	480
SS4CPL038	**SS16CPL038**	3/8"	SS Coupling	0.56	0.85	1.10	0.43	0.05	0.10	40	480
SS4CPL012	**SS16CPL012**	1/2"	SS Coupling	0.69	1.05	1.40	0.57	0.06	0.19	60	240
SS4CPL034	**SS16CPL034**	3/4"	SS Coupling	0.90	1.25	1.48	0.59	0.06	0.25	50	150
SS4CPL100	**SS16CPL100**	1"	SS Coupling	1.13	1.56	1.65	0.67	0.07	0.41	25	100
SS4CPL114	**SS16CPL114**	1-1/4"	SS Coupling	1.46	1.91	1.89	0.83	0.07	0.61	16	64
SS4CPL112	**SS16CPL112**	1-1/2"	SS Coupling	1.70	2.17	1.89	0.83	0.07	0.71	18	36
SS4CPL200	**SS16CPL200**	2"	SS Coupling	2.17	2.62	2.20	0.94	0.07	1.00	12	24
SS4CPL212	**SS16CPL212**	2-1/2"	SS Coupling	2.60	3.33	2.56	1.18	0.10	2.48	8	16
SS4CPL300	**SS16CPL300**	3"	SS Coupling	3.21	3.96	2.80	1.22	0.10	3.20	-	12
SS4CPL400	**SS16CPL400**	4"	SS Coupling	4.21	5.10	3.27	1.42	0.10	5.93	3	6
SS4CPL600	-	6"	SS Coupling	6.32	7.09	3.94	1.46	0.11	9.47	-	2

STAINLESS STEEL FITTINGS | 304 & 316

• 304 / 316 Stainless Steel • 150# • Material Test Reports (MTR'S) Available • Stainless Steel Conforms to ASTM A312
• Dimensions & Ends Conform to ASTM A733 • Threads Conform to ASME B1.20.1 • Meets NSF / ANSI 372

Stainless Steel Reducing Coupling



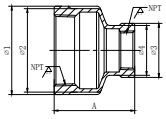

PART #		SIZE	DESCRIPTION	DIMENSIONS (IN)					WEIGHT	PACKAGING	
STAINLESS STEEL 304	STAINLESS STEEL 316			ø1	ø2	ø3	ø4	A	LBS	BX	CS
SS4RC0140	**SS16RC0140**	1/4" X 1/8"	SS Reducing Coupling	0.73	0.61	0.61	0.53	1.06	0.06	50	600
SS4CR0380	**SS16CR0380**	3/8" X 1/8"	SS Reducing Coupling	0.87	0.77	0.61	0.53	1.57	0.12	35	420
SS4CR0381	**SS16CR0381**	3/8" X 1/4"	SS Reducing Coupling	0.87	0.77	0.73	0.61	1.57	0.15	30	360
SS4CR0120	**SS16CR0120**	1/2" X 1/8"	SS Reducing Coupling	1.10	0.98	0.61	0.53	1.69	0.15	75	300
SS4CR0121	**SS16CR0121**	1/2" X 1/4"	SS Reducing Coupling	1.10	0.98	0.73	0.61	1.69	0.17	75	300
SS4CR0122	**SS16CR0122**	1/2" X 3/8"	SS Reducing Coupling	1.10	0.98	0.87	0.77	1.69	0.19	60	240
SS4CR0340	**SS16CR0340**	3/4" X 1/8"	SS Reducing Coupling	1.34	1.22	0.61	0.53	1.73	0.20	70	210
SS4CR0341	**SS16CR0341**	3/4" X 1/4"	SS Reducing Coupling	1.34	1.22	0.73	0.61	1.73	0.20	45	180
SS4CR0342	**SS16CR0342**	3/4" X 3/8"	SS Reducing Coupling	1.34	1.22	0.87	0.77	1.73	0.22	45	180
SS4CR0343	**SS16CR0343**	3/4" X 1/2"	SS Reducing Coupling	1.34	1.22	1.10	0.98	1.73	0.25	60	180
SS4CR1018	-	1" X 1/8"	SS Reducing Coupling	1.77	1.65	0.61	0.55	1.99	0.33	45	135
SS4RC1000	**SS16RC1000**	1" X 1/4"	SS Reducing Coupling	1.77	1.65	0.79	0.71	1.99	0.33	45	135
SS4RC1001	-	1" X 3/8"	SS Reducing Coupling	1.67	1.56	0.87	0.77	1.89	0.36	30	120
SS4RC1002	**SS16RC1002**	1" X 1/2"	SS Reducing Coupling	1.67	1.56	1.10	0.98	1.89	0.36	30	120
SS4RC1003	**SS16RC1003**	1" X 3/4"	SS Reducing Coupling	1.67	1.56	1.34	1.22	1.89	0.39	25	100
SS4RC1139	-	1-1/4" X 1/4"	SS Reducing Coupling	2.07	1.97	0.79	0.71	1.99	0.46	25	75
-	**SS16RC1138**	1-1/4" X 3/8"	SS Reducing Coupling	2.07	1.97	0.98	0.91	1.97	0.47	25	75
SS4RC1141	**SS16RC1141**	1-1/4" X 1/2"	SS Reducing Coupling	2.07	1.97	1.18	1.10	1.99	0.48	25	75
SS4RC1142	**SS16RC1142**	1-1/4" X 3/4"	SS Reducing Coupling	2.01	1.91	1.34	1.22	1.93	0.51	25	75
SS4RC1143	**SS16RC1143**	1-1/4" X 1"	SS Reducing Coupling	2.01	1.91	1.67	1.56	1.93	0.57	15	60
SS4RC1118	**SS16RC1118**	1-1/2" X 1/8"	SS Reducing Coupling	2.36	2.24	0.61	0.53	2.30	0.56	30	60
-	**SS16CR1119**	1-1/2" X 1/4"	SS Reducing Coupling	2.36	2.28	0.79	0.71	2.30	0.57	30	60
SS4RC1120	**SS16RC1120**	1-1/2" X 3/8"	SS Reducing Coupling	2.36	2.24	0.96	0.91	2.28	0.58	30	60
SS4RC1121	**SS16RC1121**	1-1/2" X 1/2"	SS Reducing Coupling	2.36	2.24	1.16	1.08	2.28	0.57	20	60
SS4RC1122	**SS16RC1122**	1-1/2" X 3/4"	SS Reducing Coupling	2.28	2.19	1.34	1.22	2.24	0.63	15	60
SS4RC1123	**SS16RC1123**	1-1/2" X 1"	SS Reducing Coupling	2.28	2.19	1.67	1.56	2.24	0.66	25	50
SS4RC1124	-	1-1/2" X 1-1/4"	SS Reducing Coupling	2.28	2.19	2.01	1.91	2.24	0.71	12	48
SS4RC2018	-	2" X 1/8"	SS Reducing Coupling	2.89	2.74	0.61	0.55	2.64	0.90	12	36
SS4RC2014	**SS16RC2014**	2" X 1/4"	SS Reducing Coupling	2.89	2.74	0.79	0.71	2.64	0.90	12	36
SS4RC2000	**SS16RC2000**	2" X 3/8"	SS Reducing Coupling	2.89	2.74	0.98	0.91	2.68	0.89	12	36
SS4RC2001	**SS16RC2001**	2" X 1/2"	SS Reducing Coupling	2.89	2.74	1.16	1.10	2.68	0.91	12	36
SS4RC2002	**SS16RC2002**	2" X 3/4"	SS Reducing Coupling	2.80	2.68	1.34	1.22	2.60	0.92	12	36
SS4RC2003	**SS16RC2003**	2" X 1"	SS Reducing Coupling	2.80	2.68	1.67	1.56	2.60	0.97	12	36
SS4RC2004	**SS16RC2004**	2" X 1-1/4"	SS Reducing Coupling	2.80	2.68	2.01	1.91	2.60	1.03	9	27
SS4RC2005	**SS16RC2005**	2" X 1-1/2"	SS Reducing Coupling	2.80	2.68	2.28	2.19	2.60	1.06	9	27
SS4RC4003	**SS16RC4003**	4" X 2"	SS Reducing Coupling	5.41	5.20	2.89	2.78	3.74	3.39	3	6
SS4RC4004	-	4" X 2-1/2"	SS Reducing Coupling	5.41	5.20	3.54	3.37	3.74	4.56	3	6
SS4RC4005	**SS16RC4005**	4" X 3"	SS Reducing Coupling	5.41	5.20	4.29	4.07	3.84	4.84	3	6
SS4RC2120	-	2-1/2" X 1/2"	SS Reducing Coupling	3.52	3.35	1.18	1.08	2.95	1.58	10	20
SS4RC2121	-	2-1/2" X 1"	SS Reducing Coupling	3.52	3.35	1.75	1.63	2.95	1.56	10	20
SS4RC2124	-	2-1/2" X 1-1/2"	SS Reducing Coupling	3.52	3.35	2.34	2.22	2.95	1.69	7	14

STAINLESS STEEL FITTINGS | 304 & 316

• 304 / 316 Stainless Steel • 150# • Material Test Reports (MTR'S) Available • Stainless Steel Conforms to ASTM A312
• Dimensions & Ends Conform to ASTM A733 • Threads Conform to ASME B1.20.1 • Meets NSF / ANSI 372

PART #		SIZE	DESCRIPTION	DIMENSIONS (IN)					WEIGHT	PACKAGING	
STAINLESS STEEL 304	STAINLESS STEEL 316			ø1	ø2	ø3	ø4	A	LBS	BX	CS
SS4RC2125	**SS16RC2125**	2-1/2" X 2"	SS Reducing Coupling	3.52	3.35	2.87	2.72	2.95	1.81	7	14
SS4RC3000	-	3" X 3/4"	SS Reducing Coupling	4.25	4.07	1.42	1.32	3.23	2.56	7	14
SS4RC3001	**SS16RC3001**	3" X 1"	SS Reducing Coupling	4.25	4.07	1.77	1.65	3.23	2.54	6	12
-	**SS16RC3003**	3" X 1-1/2"	SS Reducing Coupling	4.25	4.07	2.36	2.24	3.27	2.64	6	12
SS4RC3004	**SS16RC3004**	3" X 2"	SS Reducing Coupling	4.25	4.07	2.89	2.74	3.09	2.63	6	12
SS4RC3005	**SS16RC3005**	3" X 2-1/2"	SS Reducing Coupling	4.25	4.07	3.50	3.35	3.23	2.97	5	10
-	**SS16RC4000**	4" X 1"	SS Reducing Coupling	5.41	5.20	1.75	1.63	3.74	4.42	3	6
SS4RC4002	-	4" X 1-1/2"	SS Reducing Coupling	5.41	5.20	2.38	2.24	3.78	3.09	3	6

Stainless Steel Half Coupling



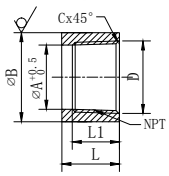

PART #		SIZE	DESCRIPTION	DIMENSIONS (IN)					WEIGHT	PACKAGING	
STAINLESS STEEL 304	STAINLESS STEEL 316			øA	øB	L	L1	C	LBS	BX	CS
SS4HC0018	**SS16HC0180**	1/8"	SS Half Coupling	0.33	0.55	0.43	0.31	0.04	0.02	120	1440
SS4HC0140	**SS16HC0140**	1/4"	SS Half Coupling	0.44	0.73	0.51	0.39	0.05	0.05	80	960
SS4HU0380	**SS16HU0380**	3/8"	SS Half Coupling	0.56	0.85	0.55	0.43	0.05	0.06	60	720
SS4HC0120	**SS16HC0120**	1/2"	SS Half Coupling	0.69	1.05	0.71	0.57	0.06	0.10	75	300
SS4HC0340	**SS16HC0340**	3/4"	SS Half Coupling	0.90	1.25	0.77	0.67	0.06	0.14	40	160
SS4HC1000	**SS16HC1000**	1"	SS Half Coupling	1.13	1.56	0.83	0.69	0.07	0.22	25	100
SS4HC1140	**SS16HC1140**	1-1/4"	SS Half Coupling	1.46	1.91	0.94	0.79	0.07	0.32	20	80
SS4HC1120	**SS16HC1120**	1-1/2"	SS Half Coupling	1.70	2.17	0.94	0.79	0.07	0.38	18	54
SS4HC2000	**SS16HC2000**	2"	SS Half Coupling	2.17	2.62	1.10	0.85	0.07	0.53	12	36
SS4HC0018	**SS16HC0180**	1/8"	SS Half Coupling	0.33	0.55	0.43	0.31	0.04	0.02	120	1440
SS4HC0140	**SS16HC0140**	1/4"	SS Half Coupling	0.44	0.73	0.51	0.39	0.05	0.05	80	960
SS4HU0380	**SS16HU0380**	3/8"	SS Half Coupling	0.56	0.85	0.55	0.43	0.05	0.06	60	720
SS4HC0120	**SS16HC0120**	1/2"	SS Half Coupling	0.69	1.05	0.71	0.57	0.06	0.10	75	300

Stainless Steel Bushing



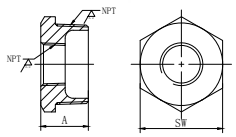

PART #		SIZE	DESCRIPTION	DIMENSIONS (IN)		WEIGHT	PACKAGING	
STAINLESS STEEL 304	STAINLESS STEEL 316			A	SW	LBS	BX	CS
SS4BU0140	**SS16BU0140**	1/4" X 1/8"	SS Bushing	0.79	0.67	0.04	120	1440
SS4BU0380	**SS16BU0380**	3/8" X 1/8"	SS Bushing	0.85	0.83	0.07	75	900
SS4BU0381	**SS16BU0381**	3/8" X 1/4"	SS Bushing	0.85	0.83	0.06	75	900
SS4BU0120	**SS16BU0120**	1/2" X 1/8"	SS Bushing	0.94	0.96	0.10	150	600
SS4BU0121	**SS16BU0121**	1/2" X 1/4"	SS Bushing	0.94	0.96	0.10	150	600
SS4BU0122	**SS16BU0122**	1/2" X 3/8"	SS Bushing	0.94	0.96	0.09	150	600
SS4BU0340	**SS16BU0340**	3/4" X 1/8"	SS Bushing	0.96	1.18	0.16	75	300
SS4BU0341	**SS16BU0341**	3/4" X 1/4"	SS Bushing	0.96	1.18	0.16	75	300
SS4BU0342	**SS16BU0342**	3/4" X 3/8"	SS Bushing	0.96	1.18	0.15	75	300
SS4BU0343	**SS16BU0343**	3/4" X 1/2"	SS Bushing	0.96	1.18	0.14	75	300

STAINLESS STEEL FITTINGS | 304 & 316

• 304 / 316 Stainless Steel • 150# • Material Test Reports (MTR'S) Available • Stainless Steel Conforms to ASTM A312
• Dimensions & Ends Conform to ASTM A733 • Threads Conform to ASME B1.20.1 • Meets NSF / ANSI 372

PART #		SIZE	DESCRIPTION	DIMENSIONS (IN)		WEIGHT	PACKAGING	
STAINLESS STEEL 304	STAINLESS STEEL 316			A	SW	LBS	BX	CS
SS4BU1000	-	1" X 1/8"	SS Bushing	1.14	1.46	0.26	50	200
SS4BU1001	**SS16BU1001**	1" X 1/4"	SS Bushing	1.14	1.46	0.26	50	200
SS4BU1002	**SS16BU1002**	1" X 3/8"	SS Bushing	1.14	1.46	0.25	50	200
SS4BU1003	**SS16BU1003**	1" X 1/2"	SS Bushing	1.14	1.46	0.24	50	200
SS4BU1004	**SS16BU1004**	1" X 3/4"	SS Bushing	1.14	1.46	0.23	50	200
SS4BU1140	-	1-1/4" X 1/8"	SS Bushing	1.22	1.79	0.36	30	120
SS4BU1141	**SS16BU1141**	1-1/4" X 1/4"	SS Bushing	1.22	1.79	0.38	30	120
SS4BU1142	**SS16BU1142**	1-1/4" X 3/8"	SS Bushing	1.22	1.79	0.37	30	120
SS4BU1143	**SS16BU1143**	1-1/4" X 1/2"	SS Bushing	1.22	1.79	0.41	30	120
SS4BU1144	**SS16BU1144**	1-1/4" X 3/4"	SS Bushing	1.22	1.79	0.36	30	120
SS4BU1145	**SS16BU1145**	1-1/4" X 1"	SS Bushing	1.22	1.79	0.34	30	120
SS4BU1121	**SS16BU1121**	1-1/2" X 1/4"	SS Bushing	1.30	2.01	0.52	25	75
SS4BU1122	**SS16BU1122**	1-1/2" X 3/8"	SS Bushing	1.30	2.01	0.52	25	75
SS4BU1123	**SS16BU1123**	1-1/2" X 1/2"	SS Bushing	1.30	2.01	0.51	25	75
SS4BU1124	**SS16BU1124**	1-1/2" X 3/4"	SS Bushing	1.30	2.01	0.50	25	75
SS4BU1125	**SS16BU1125**	1-1/2" X 1"	SS Bushing	1.30	2.01	0.48	25	75
SS4BU1126	**SS16BU1126**	1-1/2" X 1-1/4"	SS Bushing	1.30	2.01	0.40	25	75
-	**SS16BU2018**	2" X 1/8"	SS Bushing	1.36	2.42	0.80	20	60
SS4BU2000	**SS16BU2000**	2" X 1/4"	SS Bushing	1.36	2.42	0.75	20	60
-	**SS16BU2001**	2" X 3/8"	SS Bushing	1.36	2.42	0.77	20	60
SS4BU2002	**SS16BU2002**	2" X 1/2"	SS Bushing	1.36	2.42	0.75	20	60
SS4BU2003	**SS16BU2003**	2" X 3/4"	SS Bushing	1.36	2.42	0.76	20	60
SS4BU2004	**SS16BU2004**	2" X 1"	SS Bushing	1.36	2.42	0.77	20	60
SS4BU2005	**SS16BU2005**	2" X 1-1/4"	SS Bushing	1.36	2.42	0.71	20	60
SS4BU2006	**SS16BU2006**	2" X 1-1/2"	SS Bushing	1.36	2.42	0.64	20	60
SS4BU2120	-	2-1/2" X 1/2"	SS Bushing	1.91	3.15	1.35	15	30
SS4BU2121	-	2-1/2" X 3/4"	SS Bushing	1.91	3.15	1.36	15	30
SS4BU2122	**SS16BU2122**	2-1/2" X 1"	SS Bushing	1.91	3.15	1.36	15	30
SS4BU2123	-	2-1/2" X 1-1/4"	SS Bushing	1.91	3.15	1.43	15	30
-	**SS16BU2124**	2-1/2" X 1-1/2"	SS Bushing	1.91	3.15	1.27	15	30
SS4BU2125	**SS16BU2125**	2-1/2" X 2"	SS Bushing	1.91	3.15	1.11	15	30
SS4BU3012	**SS16BU3012**	3" X 1/2"	SS Bushing	1.93	3.74	2.01	12	24
SS4BU3000	**SS16BU3000**	3" X 3/4"	SS Bushing	1.93	3.74	1.95	12	24
SS4BU3001	**SS16BU3001**	3" X 1"	SS Bushing	1.93	3.74	2.06	12	24
SS4BU3002	**SS16BU3002**	3" X 1-1/4"	SS Bushing	1.93	3.74	2.05	12	24
SS4BU3003	**SS16BU3003**	3" X 1-1/2"	SS Bushing	1.93	3.74	2.01	12	24
SS4BU3004	**SS16BU3004**	3" X 2"	SS Bushing	1.93	3.74	1.87	12	24
SS4BU3005	**SS16BU3005**	3" X 2-1/2"	SS Bushing	1.93	3.74	1.69	12	24
SS4BU4001	**SS16BU4001**	4" X 1"	SS Bushing	1.99	4.72	3.38	5	10
SS4BY4003	-	4" X 1-1/2"	SS Bushing	1.99	4.72	3.39	5	10
SS4BU4004	**SS16BU4004**	4" X 2"	SS Bushing	1.99	4.72	3.34	5	10
SS4BU4005	-	4" X 2-1/2"	SS Bushing	1.99	4.72	3.37	5	10
SS4BU4006	**SS16BU4006**	4" X 3"	SS Bushing	1.99	4.72	2.94	5	10

STAINLESS STEEL FITTINGS | 304 & 316

• 304 / 316 Stainless Steel • 150# • Material Test Reports (MTR'S) Available • Stainless Steel Conforms to ASTM A312
• Dimensions & Ends Conform to ASTM A733 • Threads Conform to ASME B1.20.1 • Meets NSF / ANSI 372

Stainless Steel Cross



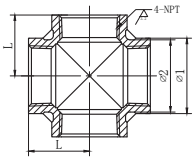

PART #		SIZE	DESCRIPTION	DIMENSIONS (IN)			WEIGHT	PACKAGING	
STAINLESS STEEL 304	STAINLESS STEEL 316			Ø1	Ø2	L	LBS	BX	CS
SS4CR0018	**SS16CR0018**	1/8"	SS Cross	0.61	0.53	0.67	0.10	60	240
SS4CR0014	**SS16CR0014**	1/4"	SS Cross	0.73	0.61	0.75	0.15	60	240
SS4CR0038	**SS16CR0038**	3/8"	SS Cross	0.87	0.75	0.87	0.27	50	150
SS4CR0012	**SS16CR0012**	1/2"	SS Cross	1.10	0.98	1.10	0.39	30	90
SS4CR0034	**SS16CR0034**	3/4"	SS Cross	1.34	1.22	1.22	0.58	20	60
SS4CR0100	**SS16CR0100**	1"	SS Cross	1.67	1.56	1.38	0.99	15	30
SS4CR0114	**SS16CR0114**	1-1/4"	SS Cross	2.01	1.89	1.71	1.40	10	20
SS4CR0112	**SS16CR0112**	1-1/2"	SS Cross	2.28	2.17	1.87	1.87	8	16
SS4CR0200	**SS16CR0200**	2"	SS Cross	2.80	2.68	2.20	2.91	4	8
SS4CR0212	**SS16CR0212**	2-1/2"	SS Cross	3.35	3.23	2.66	5.06	2	4
SS4CR0300	**SS16CR0300**	3"	SS Cross	4.02	3.90	3.05	7.17	2	4
SS4CR0400	**SS16CR0400**	4"	SS Cross	5.12	4.96	3.74	11.47	-	2

Stainless Steel Tee



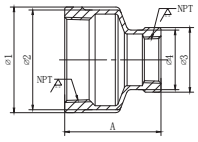

PART #		SIZE	DESCRIPTION	DIMENSIONS (IN)			WEIGHT	PACKAGING	
STAINLESS STEEL 304	STAINLESS STEEL 316			Ø1	Ø2	A	LBS	BX	CS
SS4TE0018	**SS16TE0018**	1/8"	SS Tee	0.61	0.53	0.670	0.08	120	480
SS4TE0014	**SS16TE0014**	1/4"	SS Tee	0.73	0.61	0.750	0.11	75	300
SS4TE0038	**SS16TE0038**	3/8"	SS Tee	0.87	0.75	0.870	0.18	45	180
SS4TE0012	**SS16TE0012**	1/2"	SS Tee	1.10	0.98	1.100	0.28	40	120
SS4TE0034	**SS16TE0034**	3/4"	SS Tee	1.34	1.22	1.220	0.43	35	70
SS4TE0100	**SS16TE0100**	1"	SS Tee	1.67	1.56	1.380	0.65	20	40
SS4TE0114	**SS16TE0114**	1-1/4"	SS Tee	2.01	1.89	1.710	1.00	14	28
SS4TE0112	**SS16TE0112**	1-1/2"	SS Tee	2.28	2.17	1.870	1.37	12	24
SS4TE0200	**SS16TE0200**	2"	SS Tee	2.80	2.68	2.200	1.87	8	16
SS4TE0212	**SS16TE0212**	2-1/2"	SS Tee	3.35	3.23	2.660	4.24	4	8
SS4TE0300	**SS16TE0300**	3"	SS Tee	4.02	3.90	3.050	5.97	-	6
SS4TE0400	**SS16TE0400**	4"	SS Tee	5.12	4.96	3.740	9.10	-	2

STAINLESS STEEL FITTINGS | 304 & 316

• 304 / 316 Stainless Steel • 150# • Material Test Reports (MTR'S) Available • Stainless Steel Conforms to ASTM A312
• Dimensions & Ends Conform to ASTM A733 • Threads Conform to ASME B1.20.1 • Meets NSF / ANSI 372

Stainless Steel Cap



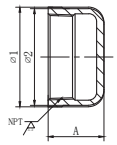

PART #		SIZE	DESCRIPTION	DIMENSIONS (IN)			WEIGHT	PACKAGING	
STAINLESS STEEL 304	STAINLESS STEEL 316			Ø1	Ø2	A	LBS	BX	CS
SS4CP0018	**SS16CP0018**	1/8"	SS Cap	0.63	0.55	0.61	0.03	120	1440
SS4CP0014	**SS16CP0014**	1/4"	SS Cap	0.79	0.71	0.87	0.06	80	960
SS4CP0038	**SS16CP0038**	3/8"	SS Cap	1.00	0.91	0.96	0.11	60	720
SS4CP0012	**SS16CP0012**	1/2"	SS Cap	1.18	1.10	1.08	0.13	75	300
SS4CP0034	**SS16CP0034**	3/4"	SS Cap	1.42	1.30	1.10	0.20	40	160
SS4CP0100	**SS16CP0100**	1"	SS Cap	1.79	1.65	1.30	0.34	25	100
SS4CP0114	**SS16CP0114**	1-1/4"	SS Cap	2.11	2.01	1.30	0.47	20	80
SS4CP0112	**SS16CP0112**	1-1/2"	SS Cap	2.36	2.24	1.42	0.60	18	54
SS4CP0200	**SS16CP0200**	2"	SS Cap	2.93	2.76	1.50	0.93	12	36
SS4CP0212	**SS16CP0212**	2-1/2"	SS Cap	3.56	3.41	1.63	1.57	20	40
SS4CP0300	**SS16CP0300**	3"	SS Cap	4.31	4.13	1.87	2.72	8	24
SS4CP0400	**SS16CP0400**	4"	SS Cap	5.51	5.24	1.93	4.51	6	12

Stainless Steel Hex Plug



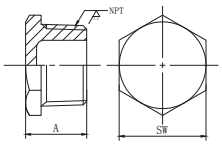

PART #		SIZE	DESCRIPTION	DIMENSIONS (IN)		WEIGHT	PACKAGING	
STAINLESS STEEL 304	STAINLESS STEEL 316			A	SW	LBS	BX	CS
SS4HP0180	**SS16HP0180**	1/8"	SS Hex Plug	0.71	0.55	0.03	300	3600
SS4HP0140	**SS16HP0140**	1/4"	SS Hex Plug	0.91	0.67	0.06	150	1800
SS4HP0380	**SS16HP0380**	3/8"	SS Hex Plug	0.93	0.81	0.07	100	1200
SS4HP0120	**SS16HP0120**	1/2"	SS Hex Plug	1.04	1.02	0.11	50	600
SS4HP0340	**SS16HP0340**	3/4"	SS Hex Plug	1.08	1.26	0.17	30	360
SS4HP0100	**SS16HP0100**	1"	SS Hex Plug	1.36	1.50	0.24	20	240
SS4HP1140	**SS16HP1140**	1-1/4"	SS Hex Plug	1.38	1.81	0.34	40	120
SS4HP1120	**SS16HP1120**	1-1/2"	SS Hex Plug	1.44	2.07	0.46	30	90
SS4HP2000	**SS16HP2000**	2"	SS Hex Plug	1.46	2.58	0.70	20	60
SS4HP2120	**SS16HP2120**	2-1/2"	SS Hex Plug	1.89	3.17	1.27	16	32
SS4HP3000	**SS16HP3000**	3"	SS Hex Plug	2.01	3.74	1.93	12	24
SS4HP4000	**SS16HP4000**	4"	SS Hex Plug	2.01	4.78	2.59	6	12

STAINLESS STEEL FITTINGS | 304 & 316

• 304 / 316 Stainless Steel • 150# • Material Test Reports (MTR'S) Available • Stainless Steel Conforms to ASTM A312
• Dimensions & Ends Conform to ASTM A733 • Threads Conform to ASME B1.20.1 • Meets NSF / ANSI 372

Stainless Steel Square Plug



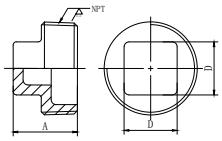

PART #		SIZE	DESCRIPTION	DIMENSIONS (IN)		WEIGHT	PACKAGING	
STAINLESS STEEL 304	STAINLESS STEEL 316			A	SW	LBS	BX	CS
SS4PL0180	**SS16PL0180**	1/8"	SS Square Plug	0.71	0.26	0.02	300	3600
SS4PL0140	**SS16PL0140**	1/4"	SS Square Plug	0.77	0.35	0.03	150	1800
SS4PL0380	**SS16PL0380**	3/8"	SS Square Plug	0.77	0.37	0.06	120	1440
SS4PL0120	**SS16PL0120**	1/2"	SS Square Plug	0.93	0.51	0.06	50	600
SS4PL0340	**SS16PL0340**	3/4"	SS Square Plug	1.18	0.72	0.13	30	360
SS4PL1000	**SS16PL1000**	1"	SS Square Plug	1.30	0.75	0.18	20	240
SS4PL1140	**SS16PL1140**	1-1/4"	SS Square Plug	1.54	0.91	0.28	40	120
SS4PL1120	**SS16PL1120**	1-1/2"	SS Square Plug	1.57	1.04	0.38	30	90
SS4PL2000	**SS16PL2000**	2"	SS Square Plug	1.77	1.16	0.57	20	60
SS4PL2120	**SS16PL2120**	2-1/2"	SS Square Plug	1.89	1.57	0.86	16	32
SS4PL3000	**SS16PL3000**	3"	SS Square Plug	2.13	1.75	1.35	16	32
SS4PL4000	**SS16PL4000**	4"	SS Square Plug	2.36	2.36	1.97	6	12

Stainless Steel Union



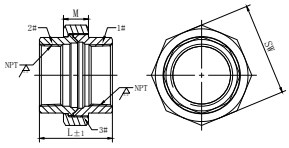

PART #		SIZE	DESCRIPTION	DIMENSIONS (IN)			WEIGHT	PACKAGING	
STAINLESS STEEL 304	STAINLESS STEEL 316			SW	L ± 0.039	M	LBS	BX	CS
SS4UN0018	**SS16UN0018**	1/8"	SS Union	1.12	1.44	0.57	0.22	60	240
SS4UN0014	**SS16UN0014**	1/4"	SS Union	1.12	1.44	0.57	0.19	20	240
SS4UN0038	**SS16UN0038**	3/8"	SS Union	1.40	1.46	0.57	0.30	40	160
SS4UN0012	**SS16UN0012**	1/2"	SS Union	1.54	1.63	0.57	0.37	50	100
SS4UN0034	**SS16UN0034**	3/4"	SS Union	1.83	1.79	0.59	0.55	35	70
SS4UN0100	**SS16UN0100**	1"	SS Union	2.20	1.97	0.69	0.86	20	40
SS4UN0114	**SS16UN0114**	1-1/4"	SS Union	2.62	2.03	0.75	1.17	15	30
SS4UN0112	**SS16UN0112**	1-1/2"	SS Union	2.93	2.24	0.83	1.58	10	20
SS4UN0200	**SS16UN0200**	2"	SS Union	3.54	2.48	0.94	2.36	6	12
SS4UN0212	**SS16UN0212**	2-1/2"	SS Union	4.23	2.87	0.94	3.70	4	8
SS4UN0300	**SS16UN0300**	3"	SS Union	4.92	3.52	1.10	5.27	4	8
SS4UN0400	**SS16UN0400**	4"	SS Union	6.10	3.92	1.30	8.32	2	4

STAINLESS STEEL NIPPLES | 304 & 316

• 304 / 316 Stainless Steel • Sch.40 Welded & Sch.80 Seamless • Material Test Reports (MTR'S) Available • Stainless Steel Conforms to ASTM A312 • Dimensions & Ends Conform to ASTM A733 • Threads Conform to ASME B1.20.1 • Meets NSF / ANSI 372



Stainless Steel Sch.40 Welded Nipples | 304

SIZE	LENGTH CLOSE	CLOSE	1-1/2"	2"	2-1/2"	3"	3-1/2"	4"	4-1/2"	5"	5-1/2"	6"	7"	8"	10"	12"
1/8"	3/4"	SS4NP1800	SS4NP1815	SS4NP1820	-	SS4NP1830	SS4NP1835	SS4NP1840	SS4NP1845	SS4NP1850	SS4NP1855	SS4NP1860	-	SS4NP1880		-
1/4"	7/8"	SS4NP1400	SS4NP1415	SS4NP1420	SS4NP1425	SS4NP1430	SS4NP1435	SS4NP1440	SS4NP1450	-	SS4NP1455	SS4NP1460	-	SS4NP1480	SS4NP1410	-
3/8"	1"	SS4NP3800	SS4NP3815	SS4NP3820	SS4NP3825	SS4NP3830	-	SS4NP3840	SS4NP3845	SS4NP3850	SS4NP3855	SS4NP3860	-	-	SS4NP3810	SS4NP3812
1/2"	1-1/8"	SS4NP1200	SS4NP1215	SS4NP1220	SS4NP1225	SS4NP1230	SS4NP1235	SS4NP1240	SS4NP1245	SS4NP1250	SS4NP1255	SS4NP1260	-	SS4NP1280	SS4NP1210	SS4NP1212
3/4"	1-3/8"	SS4NP3400	SS4NP3415	SS4NP3420	SS4NP3425	SS4NP3430	SS4NP3435	SS4NP3440	SS4NP3445	SS4NP3450	SS4NP3455	SS4NP3460	SS4NP3470	SS4NP3480	SS4NP3410	SS4NP3412
1"	1-1/2"	SS4NP1000	-	SS4NP1020	SS4NP1025	SS4NP1030	SS4NP1035	SS4NP1040	SS4NP1045	SS4NP1050	SS4NP1055	SS4NP1060	-	SS4NP1080	SS4NP1010	SS4NP1012
1-1/4"	1-5/8"	SS4NP1100	-	SS4NP1120	SS4NP1125	SS4NP1130	SS4NP1135	SS4NP1140	SS4NP1145	SS4NP1150	SS4NP1155	SS4NP1160	-	SS4NP1180	SS4NP1110	SS4NP1112
1-1/2"	1-3/4"	SS4NP1500	-	SS4NP1520	SS4NP1525	SS4NP1530	SS4NP1535	SS4NP1540	SS4NP1545	SS4NP1550	SS4NP1555	SS4NP1560	-	SS4NP1580	SS4NP1510	SS4NP1512
2"	2"	SS4NP2000	-	-	SS4NP2025	SS4NP2030	SS4NP2035	SS4NP2040	SS4NP2045	SS4NP2050	SS4NP2055	SS4NP2060	-	SS4NP2080	SS4NP2010	SS4NP2012
2-1/2"	2-1/2"	SS4NP2500	-	-	-	-	SS4NP2535	SS4NP2540	SS4NP2545	SS4NP2550	SS4NP4055	SS4NP2560	-	SS4NP2580	SS4NP2510	SS4NP2512
3"	2-5/8"	SS4NP3000	-	-	-	SS4NP3030	SS4NP3035	SS4NP3040	-	-	-	SS4NP3060	-	SS4NP3080	SS4NP3010	SS4NP3012
4"	2-7/8"	-	-	-	-	-	-	SS4NP4040	-	-	-	SS4NP4060	-	SS4NP4080	SS4NP4010	SS4NP4012
6"	3-1/8"	SS4NP6000	-	-	-	-	-	-	-	-	-	-	-			SS4NP6012

Stainless Steel Sch.40 Welded Nipple | 316

SIZE	LENGTH CLOSE	CLOSE	1-1/2"	2"	2-1/2"	3"	3-1/2"	4"	4-1/2"	5"	5-1/2"	6"	7"	8"	10"	12"
1/8"	3/4"	SS16NP1800	SS16NP1815	SS16NP1820	SS16NP1825	SS16NP1830	SS16NP1835	SS16NP1840	-	SS16NP1850	-	SS16NP1860	-	-	-	-
1/4"	7/8"	SS16NP1400	SS16NP1415	SS16NP1420	SS16NP1425	SS16NP1430	-	SS16NP1440	-	SS16NP1445	-	SS16NP1460	-	SS16NP1480	-	SS16NP1412
3/8"	1"	SS16NP3800	SS16NP3815	SS16NP3820	SS16NP3825	SS16NP3830	SS16NP3835	SS16NP3840	-	-	SS16NP3855	SS16NP3860	-	SS16NP3880	-	-
1/2"	1-1/8"	SS16NP1200	SS16NP1215	SS16NP1220	SS16NP1225	SS16NP1230	SS16NP1235	SS16NP1240	SS16NP1245	SS16NP1250	-	SS16NP1260	-	SS16NP1280	-	SS16NP1212
3/4"	1-3/8"	SS16NP3400	SS16NP3415	SS16NP3420	SS16NP3425	SS16NP3430	SS16NP3435	SS16NP3440	SS16NP3445	SS16NP3450	SS16NP3455	SS16NP3460	-	SS16NP3480	SS16NP3410	-
1"	1-1/2"	SS16NP1000	-	SS16NP1020	SS16NP1025	SS16NP1030	SS16NP1035	SS16NP1040	SS16NP1045	SS16NP1050	SS16NP1055	SS16NP1060	SS16NP1070	SS16NP1080	SS16NP1010	SS16NP1012
1-1/4"	1-5/8"	SS16NP1100	-	SS16NP1120	SS16NP1125	SS16NP1130	SS16NP1135	SS16NP1140	-	SS16NP1150	SS16NP1155	SS16NP1160	-	SS16NP1180	-	SS16NP1112
1-1/2"	1-3/4"	SS16NP1500	-	SS16NP1520	SS16NP1525	SS16NP1530	SS16NP1535	SS16NP1540	-	SS16NP1550	-	SS16NP1560	-	SS16NP1580	SS16NP1510	SS16NP1512
2"	2"	SS16NP2000	-	-	SS16NP2025	SS16NP2030	SS16NP2035	SS16NP2040	SS16NP2045	SS16NP2050	SS16NP2055	SS16NP2060	-	SS16NP2080	SS16NP2010	SS16NP2012
2-1/2"	2-1/2"	-	-	-	-	SS16NP2530	-	SS16NP2540	-	-	-	SS16NP2560	-	-	-	SS16NP2512
3"	2-5/8"	SS16NP3000	-	-	-	SS16NP3030	SS16NP3035	SS16NP3040	-	SS16NP3050	-	SS16NP3060	-	SS16NP3080	SS16NP3010	-
4"	2-7/8"	SS16NP4000	-	-	-	-	-	SS16NP4040	-	-	-	SS16NP4060	-	SS16NP4080	-	SS16NP4012
6"	3-1/8"	SS16NP6000	-	-	-	-	-	SS16NP6040	-	-	-	SS16NP6060	-	-	-	SS16NP6012

STAINLESS STEEL NIPPLES | 304 & 316

• 304 / 316 Stainless Steel • Material Test Reports (MTR'S) Available • Stainless Steel Conforms to ASTM A312
• Dimensions & Ends Conform to ASTM A733 • Threads Conform to ASME B1.20.1 • Meets NSF / ANSI 372



Stainless Steel Sch.80 Seamless Nipples I 304

SIZE	LENGTH CLOSE	CLOSE	1-1/2"	2"	2-1/2"	3"	3-1/2"	4"	4-1/2"	5"	5-1/2"	6"	7"	8"	10"	12"
1/8"	3/4"	-	SS16XN1815				-	SS16XN1840			SS16XN1855	SS16XN1860			SS16XN1810	SS16XN1812
1/4"	7/8"	SS16XN1400	SS16XN1415	SS16XN1420	SS16XN1425	SS16XN1430	SS16XN1435	SS16XN1440			-	SS16XN1460		SS16XN1480	-	SS16XN1412
3/8"	1"	SS16XN3800	SS16XN3815	-	SS16XN3825	SS16XN3830	SS16XN3835	SS16XN3840			SS16XN3855	-		SS16XN3880	SS16XN3810	-
1/2"	1-1/8"	SS16XN1200	SS16XN1215	SS16XN1220	SS16XN1225	SS16XN1230	SS16XN1235	SS16XN1240	SS16XN1245	SS16XN1250	-	SS16XN1260		SS16XN1280	SS16XN1210	SS16XN1212
3/4"	1-3/8"	SS16XN3400	-	SS16XN3420	SS16XN3425	SS16XN3430	-	SS16XN3440	SS16XN3445			SS16XN3460		SS16XN3480		SS16XN3412
1"	1-1/2"	SS16XN1000		SS16XN1020	-	SS16XN1030	SS16XN1035	SS16XN1040	SS16XN1045	SS16XN1050	SS16XN1055	SS16XN1060		SS16XN1080	SS16XN1010	SS16XN1012
1-1/4"	1-5/8"	SS16XN1100		SS16XN1120	SS16XN1125			SS16XN1140	SS16XN1145			SS16XN1160				-
1-1/2"	1-3/4"	SS16XN1500		SS16XN1520	SS16XN1525	SS16XN1530		SS16XN1540			SS16XN1555	SS16XN1560				
2"	2"	SS16XN2000			SS16XN2025	SS16XN2030	SS16XN2035	SS16XN2040	SS16XN2045	SS16XN2050		SS16XN2060		SS16XN2080	SS16XN2010	SS16XN2012
3"	2-5/8"	SS16XN3000						SS16XN3040				SS16XN3060				
4"	2-7/8"														SS16XN4010	SS16XN4012

Stainless Steel Sch.80 Seamless Nipples I 316

SIZE	LENGTH CLOSE	CLOSE	1-1/2"	2"	2-1/2"	3"	3-1/2"	4"	4-1/2"	5"	5-1/2"	6"	7"	8"	10"	12"
1/8"	3/4"	SS4XN1800	SS4XN1815				SS4XN1835	SS4XN1840				SS4XN1860			-	-
1/4"	7/8"		SS4XN1415	SS4XN1420	SS4XN1425	SS4XN1430	SS4XN1435	SS4XN1440	SS4XN1445	SS4XN1450	SS4XN1455	SS4XN1460		SS4XN1480	SS4XN1410	SS4XN1412
3/8"	1"	SS4XN3800	SS4XN3815	SS4XN3820	-	SS4XN3830	SS4XN3835	SS4XN3840				SS4XN3860		-	-	SS4XN3812
1/2"	1-1/8"	SS4XN1200	SS4XN1215	SS4XN1220	SS4XN1225	SS4XN1230	SS4XN1235	SS4XN1240	SS4XN1245		SS4XN1255	SS4XN1260		SS4XN1280	-	SS4XN1212
3/4"	1-3/8"	SS4XN3400	SS4XN3415	SS4XN3420	SS4XN3425	SS4XN3430	SS4XN3435	SS4XN3440	SS4XN3445	SS4XN3450		SS4XN3460		SS4XN3480	-	-
1"	1-1/2"	SS4XN1000		SS4XN1020	SS4XN1025	SS4XN1030		SS4XN1040	SS4XN1045	SS4XN1050		SS4XN1060		SS4XN1080		-
1-1/4"	1-5/8"	-		-	SS4XN1125			SS4XN1140	SS4XN1145			-				SS4XN1112
1-1/2"	1-3/4"	SS4XN1500		SS4XN1520	-	SS4XN1530		SS4XN1540		SS4XN1150		SS4XN1560		SS4XN1580	SS4XN1510	-
2"	2"	SS4XN2000			-	SS4XN2030		-		SS4XN2050		SS4XN2060		SS4XN2080		SS4XN4012
3"	2-5/8"	SS4XN3000						-				-		SS4XN3080		
4"	2-7/8"															

STAINLESS STEEL NIPPLES | 304 & 316

• 304 / 316 Stainless Steel • Material Test Reports (MTR'S) Available • Stainless Steel Conforms to ASTM A312
• Dimensions & Ends Conform to ASTM A733 • Threads Conform to ASME B1.20.1 • Meets NSF / ANSI 372

Pack Quantity I Stainless Steel Nipples

SIZE	LENGTH CLOSE	CLOSE	1-1/2"	2"	2-1/2"	3"	3-1/2"	4"	4-1/2"	5"	5-1/2"	6"	7"	8"	10"	12"
1/8"	3/4"	25/400	25/400	25/400	25/400	25/400	25/400	25/400	25/400	25/400	25/400	25/400	-	25/200	-	-
1/4"	7/8"	25/400	25/400	25/400	25/400	25/400	25/400	25/400	25/400	25/400	25/400	25/400	-	25/200	25/200	25/200
3/8"	1"	25/400	25/400	25/400	25/400	25/400	25/400	25/400	25/400	25/300	25/300	25/300	-	25/150	25/100	25/100
1/2"	1-1/8"	25/400	25/400	25/400	25/300	25/300	25/300	25/200	25/200	25/200	25/200	25/200	-	25/100	25/100	25/100
3/4"	1-3/8"	25/400	25/400	25/300	25/300	25/200	25/200	25/150	25/150	25/100	25/100	25/100	25/75	25/75	25/50	25/50
1"	1-1/2"	25/200	-	25/200	25/150	25/150	25/100	25/100	25/100	25/75	25/75	25/50	25/50	25/50	20/40	20/40
1-1/4"	1-5/8"	25/100	-	25/100	25/100	25/100	25/50	25/50	25/50	25/50	25/50	25/50	-	15/30	30	30
1-1/2"	1-3/4"	25/100	-	25/100	25/50	25/50	25/50	25/50	24/48	20/40	20/40	20/40	-	13/26	10/20	15
2"	2"	25/50	-	-	25/50	50	20/40	20/40	18/36	16/32	28	28	-	18	14	14
2-1/2"	2-1/2"	36	-	-	-	12/24	24	9/18	24	18	8	18	-	4/8	9	3/6
3"	2-5/8"	24	-	-	-	20	18	8/16	-	12	-	4/8	-	8	2/4	2/4
4"	2-7/8"	15	-	-	-	-	-	10	-	-	-	8	-	5	4	4
6"	3-1/8"	4	-	-	-	-	-	4	-	-	-	2	-	-	-	1

Weights I Stainless Steel Sch. 40 Welded Nipples 304 & 316

SIZE	LENGTH CLOSE	CLOSE	1-1/2"	2"	2-1/2"	3"	3-1/2"	4"	4-1/2"	5"	5-1/2"	6"	7"	8"	10"	12"
1/8"	3/4"	0.02Lb	0.03Lb	0.04Lb	0.05Lb	0.06Lb	0.06Lb	0.07Lb	0.08Lb	0.09Lb	0.1Lb	0.11Lb	-	0.14Lb	-	-
1/4"	7/8"	0.03Lb	0.05Lb	0.07Lb	0.08Lb	0.1Lb	0.11Lb	0.13Lb	0.16Lb	0.14Lb	0.17Lb	0.19Lb	-	0.25Lb	0.31Lb	0.37Lb
3/8"	1"	0.05Lb	0.07Lb	0.09Lb	0.11Lb	0.13Lb	0.15Lb	0.17Lb	0.19Lb	0.21Lb	0.23Lb	0.25Lb	-	0.33Lb	0.41Lb	0.49Lb
1/2"	1-1/8"	0.08Lb	0.1Lb	0.13Lb	0.16Lb	0.19Lb	0.22Lb	0.25Lb	0.28Lb	0.31Lb	0.34Lb	0.37Lb	-	0.5Lb	0.62Lb	0.74Lb
3/4"	1-3/8"	0.12Lb	0.13Lb	0.17Lb	0.21Lb	0.25Lb	0.29Lb	0.34Lb	0.38Lb	0.42Lb	0.46Lb	0.5Lb	0.56Lb	0.66Lb	0.82Lb	0.98Lb
1"	1-1/2"	0.2Lb	-	0.26Lb	0.32Lb	0.38Lb	0.44Lb	0.5Lb	0.56Lb	0.62Lb	0.68Lb	0.74Lb	0.82Lb	0.98Lb	1.22Lb	1.46Lb
1-1/4"	1-5/8"	0.29Lb	-	0.35Lb	0.43Lb	0.51Lb	0.59Lb	0.67Lb	0.76Lb	0.84Lb	0.92Lb	1Lb	-	1.33Lb	1.65Lb	1.98Lb
1-1/2"	1-3/4"	0.37Lb	-	0.42Lb	0.51Lb	0.61Lb	0.71Lb	0.8Lb	0.9Lb	1Lb	1.1Lb	1.19Lb	-	1.58Lb	1.97Lb	2.36Lb
2"	2"	0.56Lb	-	-	0.69Lb	0.82Lb	0.95Lb	1.08Lb	1.21Lb	1.34Lb	1.47Lb	1.61Lb	-	2.13Lb	2.65Lb	3.17Lb
2-1/2"	2-1/2"	1.1Lb	-	-	-	1.31Lb	1.51Lb	1.72Lb	1.93Lb	2.13Lb	4.36Lb	2.55Lb	-	3.38Lb	4.21Lb	5.04Lb
3"	2-5/8"	1.5Lb	-	-	-	1.7Lb	1.98Lb	Lb	-	2.81Lb	-	3.33Lb	-	4.42Lb	5.5Lb	6.59Lb
4"	2-7/8"	2.34Lb	-	-	-	-	-	3.2Lb	-	-	-	4.74Lb	-	6.29Lb	7.84Lb	9.38Lb
6"	3-1/8"	4.47Lb	-	-	-	-	-	5.66Lb	-	-	-	8.39Lb	-	-	-	16.49Lb

Weights I Stainless Steel Sch. 80 Seamless Nipples 304 & 316

SIZE	LENGTH CLOSE	CLOSE	1-1/2"	2"	2-1/2"	3"	3-1/2"	4"	4-1/2"	5"	5-1/2"	6"	7"	8"	10"	12"
1/8"	3/4"	0.02	0.04				0.09	0.1			0.13	0.15			0.24	0.29
1/4"	7/8"	0.04	0.07	0.09	0.11	0.13	0.15	0.17	0.19	0.21	0.23	0.25		0.33	0.41	0.49
3/8"	1"	0.06	0.09	0.12	0.15	0.17	0.2	0.23			0.31	0.34		0.45	0.56	0.67
1/2"	1-1/8"	0.1	0.13	0.17	0.21	0.25	0.3	0.34	0.38	0.42	0.46	0.5		0.66	0.83	0.99
3/4"	1-3/8"	0.17	0.18	0.23	0.29	0.34	0.4	0.45	0.51	0.56		0.67		0.89		1.35
1"	1-1/2"	0.27		0.35	0.43	0.51	0.59	0.67	0.75	0.83	0.92	0.99		1.32	1.66	1.98
1-1/4"	1-5/8"	0.4		0.48	0.59			0.93	1.04			1.38				
1-1/2"	1-3/4"	0.51		0.58	0.72	0.85		1.12		1.15	1.54	1.66		2.2	2.75	2.72
2"	2"	0.8			0.99	1.17	1.37	1.56	1.75	1.92		2.3		3.05	3.82	4.57
3"	2-5/8"	2.11						3.18				4.72		6.22		
4"	2-7/8"	-													11.39	13.55



EVERFLOW®

EVERFLOW™

GROOVED FITTINGS







CATALOG

SPECIFICATION SHEET



Everflow Grooved Fittings are designed and manufactured to comply with Groove Dimension ANSI/AWWA C606. Grooved mechanical couplings conform to ASTM F1476. Ductile iron pipe couplings and fittings material conform to ASTM A536 Grade 65-45-12. Coatings of Orange Paint or Hot Dipped Galvanized Conforming to ASTM A153. Gasket Grade E EPDM (Green Stripe) -30°F (-34°C) to +230°F (+110°C)

- All fittings are full flow design
- Pressure ratings of fittings tested to an operating pressure of 500psi
- Made of durable, high-strength ductile iron conforming to ASTM A536; every lot is tested for compliance
- Available with hot dipped galvanized coating



GROOVED FITTINGS

Ductile Iron Conforms to ASTM A 536. Groove Dimension Conforms to AWWA C606. Coatings of Orange Paint or Hot Dipped Galvanized Conforming to ASTM A153. Gasket Grade E EPDM (Green Stripe) -30°F (-34°C) to +230°F (+110°C)

GROOVED 90° ELBOW SHORT RADIUS



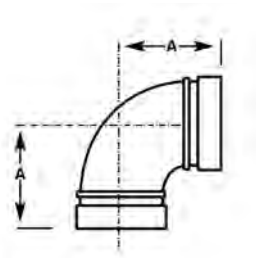

PART #	SIZE	PIPE O.D.	A	WEIGHT	QTY
1048	1-1/4"	1.660	2.362	0.81	75
1040	1-1/2"	1.900	2.362	1.01	75
1041	2"	2.375	2.755	1.25	40
1042	2-1/2"	2.875	2.992	2.04	20
1043	3"	3.500	3.386	2.54	15
1044	4"	4.500	3.996	3.75	7
1047	5"	5.563	4.803	7.21	4
1045	6"	6.625	5.511	9.06	2
1046	8"	8.625	6.889	20.53	1
10410	10"	10.750	8.464	37.04	1

GROOVED 90° ELBOW LONG RADIUS



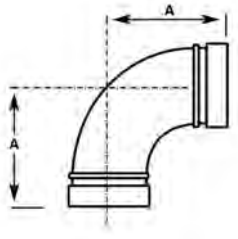

PART #	SIZE	PIPE O.D.	A	WEIGHT	QTY
1120	2"	2.375	3.267	1.76	36
1121	2-1/2"	2.875	3.74	2.76	20
1122	3"	3.500	4.251	3.44	15
1123	4"	4.500	5	5.73	8
1124	5"	5.563	5.511	8.06	4
1125	6"	6.625	6.496	12.57	2
1126	8"	8.625	7.755	21.63	1

GROOVED 45° ELBOW



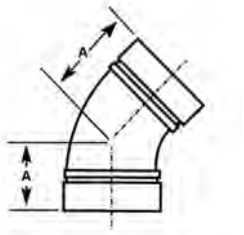

PART #	SIZE	PIPE O.D.	A	WEIGHT	QTY
1098	1-1/4"	1.660	1.732	0.71	100
1097	1-1/2"	1.900	1.732	0.79	100
1090	2"	2.375	2.007	1.21	45
1091	2-1/2"	2.875	2.244	1.63	32
1092	3"	3.500	2.519	2.38	16
1093	4"	4.500	2.992	3.84	12
1094	5"	5.563	3.276	5.73	6
1095	6"	6.625	3.503	8.11	4
1096	8"	8.625	4.251	14.26	1
10910	10"	10.750	4.763	22.05	1

GROOVED 22.5° ELBOW



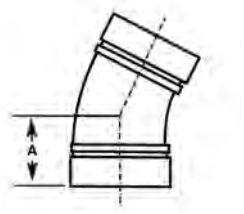

PART #	SIZE	PIPE O.D.	A	WEIGHT	QTY
1170	1-1/4"	1.660	1.732	1.14	50
1171	1-1/2"	1.900	1.732	0.84	50
1161	2"	2.375	2	1.14	40
1162	2-1/2"	2.875	2	1.51	30
1163	3"	3.500	2.244	2.54	20
1164	4"	4.500	2.874	3.91	10
1165	5"	5.563	2.874	5.10	7
1166	6"	6.625	3.11	7.17	4

GROOVED FITTINGS

Ductile Iron Conforms to ASTM A 536. Groove Dimension Conforms to AWWA C606. Coatings of Orange Paint or Hot Dipped Galvanized Conforming to ASTM A153. Gasket Grade E EPDM (Green Stripe) -30°F (-34°C) to +230°F (+110°C)

GROOVED DRAIN ELBOW





PART #	SIZE	PIPE O.D.	L	A	B	WEIGHT	QTY
1041D	2"	2.375	3.268	2.559	1.476	5.00	40
1042D	2-1/2"	2.875	3.740	2.756	1.713	5.20	20
1043D	3"	3.500	4.252	2.756	2.087	5.30	15
1044D	4"	4.500	5	2.756	2.598	8.80	7
1045D	6"	5.563	6.496	2.756	3.642	18.70	2

GROOVED REDUCER



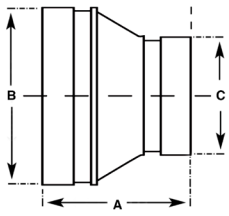

PART #	SIZE	PIPE O.D.	A	B	C	WEIGHT	QTY
1116	2" x 1-1/4"	2.375*1.669	2.52	2	1.25	0.70	50
1113	2" X 1-1/2"	2.375*1.900	2.52	2	1.50	0.72	95
1100	2-1/2" X 2"	2.875x2.375	2.52	2	1.75	1.02	64
1101	3" X 2"	3.500x2.375	2.52	3	2	1.46	48
1102	3" X 2-1/2"	3.500x2.875	2.52	3	2.50	1.32	48
1103	4" X 2"	4.500x2.375	3.00	4	2	2.18	27
1104	4" X 2-1/2"	4.500x2.875	3.00	4	2.50	1.95	27
1105	4" X 3"	4.500x3.500	3.00	4	3	2.05	24
1115	5" X 4"	5.500x4.500	3.50	5	4	2.95	20
1106	6" X 2"	6.500x2.375	4.02	6	2	4.37	16
1107	6" X 2-1/2"	6.500x3.000	4.02	6	2.50	3.97	16
1108	6" X 3"	6.500x3.500	4.02	6	3	4.12	16
1109	6" X 4"	6.500x4.500	4.02	6	4	4.63	16
1110	6" X 5"	6.500x5.500	4.02	6	5	4.37	16

GROOVED ECCENTRIC REDUCER



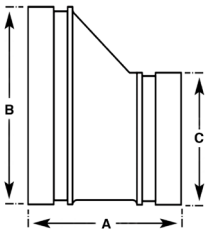

PART #	SIZE	PIPE O.D.	A	B	C	WEIGHT	QTY
10813	4" X 2-1/2"	4.500x3.000	3.00	4	2.5	2.58	25
10810	4" X 3"	4.500x3.500	3.00	4	3	2.62	25
10811	6" X 4"	6.250x4.250	4.02	6	4	4.81	10
10812	6" X 5"	6.500x5.500	4.02	6	5	5.07	10

GROOVED RIGID COUPLING



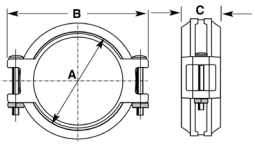

PART #	SIZE	PIPE O.D.	A	B	C	WEIGHT	QTY
1019	1-1/4"	1.669	2.756	4.173	1.732	1.32	72
1017	1-1/2"	1.900	2.874	4.252	1.732	1.21	72
1012	2"	2.375	3.425	4.843	1.732	1.48	40
1011	2-1/2"	2.875	3.937	5.433	1.732	1.68	39
1013	3"	3.500	4.606	6.535	1.772	2.43	30
1014	4"	4.500	5.472	7.480	1.929	2.93	18
1015	5"	5.500	6.614	8.583	1.929	3.57	15
1016	6"	6.500	7.598	9.488	1.929	4.74	9
1018	8"	8.625	9.961	12.598	2.323	8.16	4
10110	10"	10.748	13.189	16.772	2.677	17.08	4

GROOVED FITTINGS

Ductile Iron Conforms to ASTM A 536. Groove Dimension Conforms to AWWA C606. Coatings of Orange Paint or Hot Dipped Galvanized Conforming to ASTM A153. Gasket Grade E EPDM (Green Stripe) -30°F (-34°C) to +230°F (+110°C)

GROOVED REDUCING COUPLING



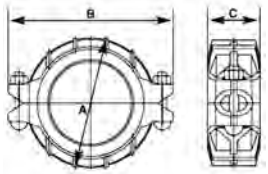

PART #	SIZE	PIPE O.D.	A	B	C	WEIGHT	QTY
1087	2" X 1-1/2"	2.874*1.900	3.976	5.394	1.890	1.96	50
1081	2-1/2" X 2"	2.874*2.375	3.976	5.394	1.890	2.50	32
1084	3" X 2"	3.500*2.375	4.724	6.457	1.890	3.65	24
1082	3" X 2-1/2"	3.500*2.996	4.724	6.457	1.890	3.27	24
1085	4" X 2"	4.500*2.375	5.906	7.677	1.929	4.75	20
1086	4" X 2-1/2"	4.500*2.996	5.906	7.677	1.929	4.55	20
1083	4" X 3"	4.500*3.500	5.906	7.677	1.929	4.16	16

GROOVED FLANGE



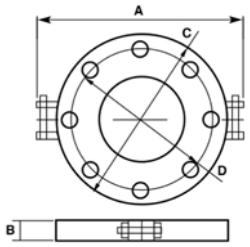

PART #	SIZE	PIPE O.D.	A	B	C	D	WEIGHT	QTY
1032	2"	2.375	8.740	0.906	6.496	4.921	3.93	24
1033	2-1/2"	3.000	9.448	0.906	7.283	5.708	5.18	20
1034	3"	3.500	9.921	0.906	7.559	6.299	6.42	15
1036	4"	4.500	9.763	0.906	8.661	7.086	6.58	12
1037	5"	5.500	12.44	0.944	9.842	8.267	8.78	10
1031	6"	6.625	13.622	0.944	11.22	9.448	8.70	8
1035	8"	8.625	16.456	1.102	13.38	11.614	13.74	5
10310	10"	10.750	20.70	1.130	15.63	13.88	18.20	1

GROOVED DRAIN CAP



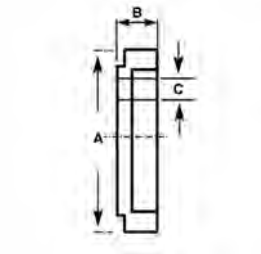

PART #	SIZE	PIPE O.D.	A	B	C	WEIGHT	QTY
1060D	2"	2.375x1.327	2	0.99	1	0.66	150
1061D	2-1/2"	2.875x1.327	2.50	0.99	1	0.84	150
1062D	3"	3.500x1.327	3	0.99	1	1.43	100
1063D	4"	4.500x1.327	4	0.99	1	2.09	50
1066D	5"	5.500x2.375	5	0.99	1	3.40	36
1064D	6"	6.625x1.327	6	0.99	1	4.85	18

GROOVED CAP



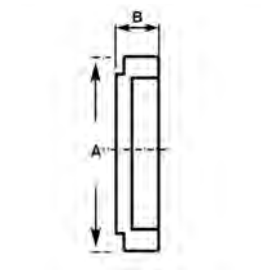

PART #	SIZE	PIPE O.D.	A	B	WEIGHT	QTY
1067	1-1/2"	1.900	1.50	0.88	0.44	200
1060	2"	2.375	2	0.99	0.62	150
1061	2-1/2"	2.875	2.50	0.99	0.86	150
1062	3"	3.500	3	0.99	1.01	100
1063	4"	4.500	4	0.99	1.42	50
1066	5"	5.500	5	0.99	2.80	30
1064	6"	6.625	6	0.99	4.41	18
1065	8"	8.625	8	1.181	9.33	12

GROOVED FITTINGS

Ductile Iron Conforms to ASTM A 536. Groove Dimension Conforms to AWWA C606. Coatings of Orange Paint or Hot Dipped Galvanized Conforming to ASTM A153. Gasket Grade E EPDM (Green Stripe) -30°F (-34°C) to +230°F (+110°C)

GROOVED TEE



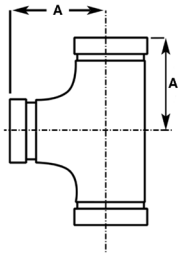

PART #	SIZE	PIPE O.D.	A	WEIGHT	QTY
10502	1-1/4"	1.660	2.755	1.10	60
10501	1-1/2"	1.900	2.755	1.34	60
1050	2"	2.375	3.267	1.98	20
1051	2-1/2"	2.875	3.74	2.82	12
1052	3"	3.500	4.251	3.90	12
1053	4"	4.500	5	5.73	6
1058	5"	5.500	5.511	9.55	2
1054	6"	6.625	6.496	14.13	2
1055	8"	8.625	7.755	27.07	1
10520	10"	10.750	9.015	46.34	1

GROOVED REDUCING TEE



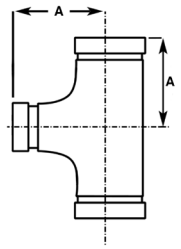

PART #	SIZE	PIPE O.D.	A	WEIGHT	QTY
10511	2" X 1-1/2"	2.875	3.74	1.77	25
10512	2-1/2" X 1-1/2"	2.875	3.74	2.29	20
10513	2-1/2" X 2"	2.875	3.74	2.49	20
10514	3" X 2"	3.500	4.251	3.75	10
10515	3" X 2-1/2"	3.500	4.251	3.85	10
10516	4" X 2"	4.500	5	5.44	5
1059	4" X 2-1/2"	4.500	5	6.17	5
10510	4" X 3"	4.500	5	5.59	5
10517	5" X 2"	5.500	5.511	10.37	3
10524	6" x 2"	6.625	6.496	6.18	4
10523	6" X 2-1/2"	6.625	6.496	13.69	4
1057	6" X 3"	6.625	6.496	13.03	2
10518	6" X 4"	6.625	6.496	12.92	2
10519	6" X 5"	6.625	6.496	16.05	2
1056	8" X 6"	8.625	7.755	25.71	1
10522	10" X 6"	10.750	9.015	61.66	1
10521	10" X 8"	10.750	9.015	62.17	1

GROOVED STRAP TEE U-BOLT



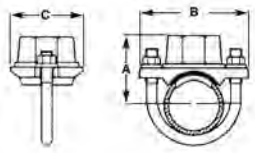

PART #	SIZE	PIPE O.D.	A	B	C	WEIGHT	QTY
1180	1-1/2" X 1"	1.900x1.327	2.283	3.661	2.323	0.99	96

GROOVED X THREADED NIPPLE ADAPTER



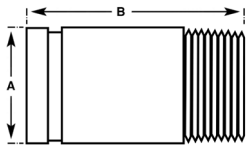

PART #	SIZE	PIPE O.D.	A	B	WEIGHT	QTY
BNTG1160	1-1/4" X 6" - T X G	1.66	0.63	0.31	0.60	50
BNTG1560	1-1/2" X 6" - T X G	1.90	0.63	0.31	1.60	40
BNTG2060	2" X 6" - T X G	2.38	0.63	0.31	2.30	25
BNTG2560	2-1/2" X 6" - T X G	2.88	0.63	0.31	2.60	18
BNTG3060	3" X 6" - T X G	3.50	0.63	0.31	4.70	12
BNTG4060	4" X 6" - T X G	4.50	0.63	0.37	7.00	8
BNTG5060	5" X 6" - T X G	5.56	0.63	0.37	7.00	4
BNTG6060	6" X 6" - T X G	6.63	0.63	0.37	9.10	2

GROOVED FITTINGS

Ductile Iron Conforms to ASTM A 536. Groove Dimension Conforms to AWWA C606. Coatings of Orange Paint or Hot Dipped Galvanized Conforming to ASTM A153. Gasket Grade E EPDM (Green Stripe) -30°F (-34°C) to +230°F (+110°C)

MECHANICAL TEE FEMALE THREADED OUTLET



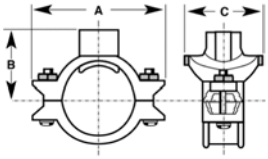

PART #	SIZE	PIPE O.D.	A	B	C	WEIGHT	QTY
10232	1-1/2" X 1"	1.900x1.327	4.409	2.204	2.401	1.49	100
10230	2" X 1/2"	2.375x0.839	4.567	2.362	2.717	1.46	60
10219	2" X 1"	2.375x1.327	4.567	2.362	2.717	1.54	40
10221	2" X 1-1/4"	2.375x1.669	4.567	2.362	2.717	1.64	40
10220	2" X 1-1/2"	2.375x1.900	4.567	2.362	2.717	1.88	30
10231	2-1/2" X 1/2"	2.874x.0839	5.354	2.441	3.031	1.74	50
10217	2-1/2" X 1"	2.874x1.327	5.354	2.441	3.031	1.98	36
10214	2-1/2" X 1-1/4"	2.874x1.669	5.354	2.441	3.346	2.36	36
1023	2-1/2" X 1-1/2"	2.874x1.901	5.354	2.441	3.346	2.34	36
1024	3" X 1"	3.500x1.327	5.984	3.228	3.031	2.48	24
1025	3" X 1-1/4"	3.500x1.669	5.984	3.228	3.268	2.47	24
1026	3" X 1-1/2"	2.500x1.900	5.984	3.228	3.622	2.61	24
1027	3" X 2"	3.500x2.375	5.984	3.228	3.898	2.96	20
10216	4" X 1"	4.252x1.327	6.772	2.425	3.031	2.87	20
1028	4" X 1-1/4"	4.252x1.669	6.772	3.425	3.268	3.26	14
1029	4" X 1-1/2"	4.252x1.900	6.772	3.425	3.622	3.26	14
10222	4" X 2"	4.252x2.375	6.772	3.425	3.819	3.55	20
10212	4" X 2-1/2"	4.252x2.996	6.772	3.425	4.409	3.59	10
10223	4" X 3"	4.500x3.500	7.402	3.661	4.921	4.85	12
10228	6" X 1"	6.625x1.327	9.724	4.724	3.031	5.30	15
10229	6" X 1-1/4"	6.625x1.669	9.724	4.724	3.228	5.33	15
10225	6" X 1-1/2"	6.625x1.900	9.724	4.724	3.622	5.81	10
10224	6" X 2"	6.625x2.375	9.724	4.724	3.858	5.96	8
10213	6" X 2-1/2"	6.625x2.996	9.724	4.724	4.094	5.32	8
10226	6" X 3"	6.625x3.500	9.724	4.724	5.354	7.32	8
10227	6" X 4"	6.625x4.500	9.724	4.724	5.667	10.0	8

MECHANICAL TEE GROOVED OUTLET



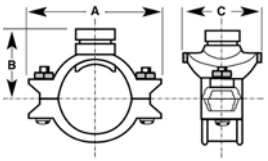

PART #	SIZE	PIPE O.D.	A	B	C	WEIGHT	QTY
10715	2" X 1-1/2"	2.375x1.900	4.566	2.322	2.716	1.71	50
10716	2-1/2" X 1-1/4"	2.996x1.669	5.669	2.755	3.307	2.48	25
10722	2-1/2" X 1-1/2"	2.996x1.900	5.669	2.755	3.267	2.48	25
10718	3" X 1-1/4"	3.500x1.669	5.984	2.755	3.228	2.51	25
10717	3" X 1-1/2"	3.500x1.900	5.984	2.755	3.582	2.90	25
1078	3" X 2"	3.500x2.375	5.984	3.228	2.402	3.24	16
10720	4" X 1-1/4"	4.500x1.669	7.322	3.661	3.267	3.40	25
10719	4" X 1-1/2"	4.500x1.900	7.322	3.661	3.622	3.16	25
1070	4" X 2"	4.500x2.375	7.402	3.661	3.819	3.31	16
1071	4" X 2-1/2"	4.500x2.874	7.402	3.819	4.843	4.55	10
1074	4" X 3"	4.500x3.500	7.402	3.819	4.921	4.56	12
10721	6" X 1-1/2"	6.625x1.900	9.724	5.039	3.622	5.55	10
10712	6" X 2"	6.625x2.375	9.724	5.039	3.858	6.18	2
1072	6" X 2-1/2"	6.625x2.874	9.724	5.039	4.843	5.34	12
10713	6" X 3"	6.625x3.500	9.724	5.039	5.354	7.32	2
10714	6" X 4"	6.625x4.500	9.724	5.039	6.181	7.61	2
1073	8" X 2-1/2"	8.625x2.874	12.205	5.984	5.118	7.94	4
1076	8" X 4"	8.625x4.500	12.205	5.984	6.378	9.09	4

EVERFLOW®

Sales & Support

Everflow Supplies Inc.
Carteret NJ 07008
T: 908.436.1100
F: 908.436.1162
sales@everflowsupplies.com

Distribution

North East Region
100 Middlesex Ave.
Carteret, New Jersey 07008

Midwest Region
150 S. Fairbank St.
Addison, Illinois 60101

South Central & Western Region
2300 E. Bardin Rd.
Arlington, Texas 76018

South East Region
12101 Harland Dr. NE
Covington, GA 30014

www.everflowsupplies.com

EVERFLOW™

DUCTILE / CAST IRON

FLANGED FITTINGS



c UL us LISTED

DUCTILE / CAST IRON FLANGED FITTINGS
SPECIFICATION SHEET

FLANGED FITTINGS DUCTILE / CAST IRON CLASS 150 / 125



- Cement lined flanged fittings UL listed through 12"
- Iron castings conform to ASTM A126 and ASTM A48
- Flanged fitting dimensions conform to ASME B16.1 and ANSI/AWWA C110/A21.10
- Flanged fittings 6" and smaller are made from ductile iron class 150
- Flanged fittings above 6" are made from cast iron class 125
- Meets ASME B16.42
- Manufacturing facility is ISO 9001:2008

CAST IRON FLANGES COMPANION & BLIND CLASS 125



- Iron castings conform to ASTM A536
- Flange dimensions, drilling and materials in accordance with AWWA C110/ASME B16.42
- Hot-dipped galvanized flanges conform to ASTM A153
- Companion flange threads conform to ASME B1.20.1
- Manufacturing facility is ISO 9001:2008

DUCTILE / CAST IRON FLANGED FITTINGS

Class 125 Cement lined black flanged fittings • Class 150 Flanges available in Black and Galvanized • Flanged fittings UL Listed through 12" Castings conform to ASTM A126, ASTM A48 and ASTM A536 Fittings • conform to ASME B16.1 and ANSI/AWWA C110/A21.10 Flanges conform to AWWA C110 / ASME B16.42 /ASME B1.20.1 • Flanged fittings 6" and smaller are made from ductile iron and meet ASME B16.42 Class 150 Manufacturing facility is ISO 9001:2008

c UL us LISTED

FLANGED 90° ELBOW



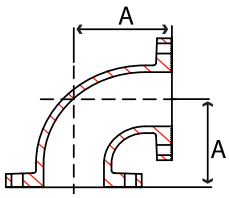

PART #	SIZE	DESCRIPTION	A	WEIGHT	QTY
FGEL03B	3"	150 Ductile Iron	5.5	25	100
FGEL04B	4"	150 Ductile Iron	6.5	45	60
FGEL05B	5"	150 Ductile Iron	7.5	52	45
FGEL06B	6"	150 Ductile Iron	8.0	65	37
FGEL08B	8"	125 Cast Iron	9.0	105	22
FGEL10B	10"	125 Cast Iron	11.0	165	15
FGEL12B	12"	125 Cast Iron	12.0	255	9

FLANGED REDUCING 90°



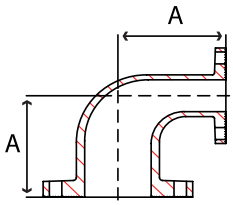

PART #	SIZE	DESCRIPTION	A	WEIGHT	QTY
FGEL0302B	3" x 2"	150 Ductile Iron	5.5	22	110
FGEL0403B	4" x 3"	150 Ductile Iron	6.5	29	68
FGEL0604B	6" x 4"	150 Ductile Iron	8.0	55	40
FGEL0806B	8" x 6"	150 Ductile Iron*	9.0	85	25
FGEL1008B	10" x 8"	125 Cast Iron	11.0	150	16

FLANGED 45° ELBOW



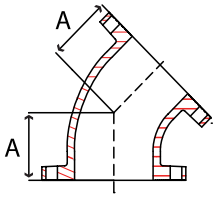

PART #	SIZE	DESCRIPTION	A	WEIGHT	QTY
FGFE04B	4"	150 Ductile Iron	4.0	40	70
FGFE06B	6"	150 Ductile Iron	5.0	55	45

FLANGED TEE



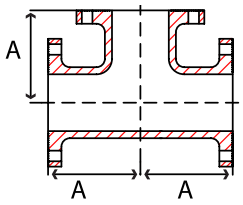

PART #	SIZE	DESCRIPTION	A	WEIGHT	QTY
FGTE02B	2"	150 Ductile Iron	4.5	20	120
FGTE0212B	2-1/2"	150 Ductile Iron	5.0	30	80
FGTE03B	3"	150 Ductile Iron	5.5	40	65
FGTE04B	4"	150 Ductile Iron	6.5	65	40
FGTE05B	5"	150 Ductile Iron	7.5	85	24
FGTE06B	6"	150 Ductile Iron	8.0	95	24
FGTE08B	8"	125 Cast Iron	9.0	155	15
FGTE10B	10"	125 Cast Iron	11.0	270	9
FGTE12B	12"	125 Cast Iron	12.0	385	6

DUCTILE / CAST IRON FLANGED FITTINGS

Class 125 Cement lined black flanged fittings • Class 150 Flanges available in Black and Galvanized • Flanged fittings UL Listed through 12" Castings conform to ASTM A126, ASTM A48 and ASTM A536 Fittings • conform to ASME B16.1 and ANSI/AWWA C110/A21.10 Flanges conform to AWWA C110 / ASME B16.42 /ASME B1.20.1 • Flanged fittings 6" and smaller are made from ductile iron and meet ASME B16.42 Class 150 Manufacturing facility is ISO 9001:2008

FLANGED REDUCING TEE



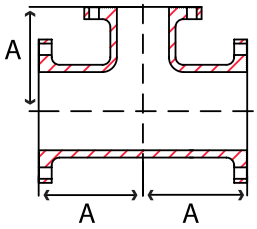

PART #	SIZE	DESCRIPTION	A	WEIGHT	QTY
FGRT0302B	3" x 2"	150 Ductile Iron	-	-	67
FGRT0402B	4" x 2"	150 Ductile Iron	-	-	44
FGRT0403B	4" x 3"	150 Ductile Iron	-	-	36
FGRT0602B	6" x 2"	150 Ductile Iron	-	-	25
FGRT0603B	6" x 3"	150 Ductile Iron	8.0	85	24
FGRT0604B	6" x 4"	150 Ductile Iron	8.0	90	24
FGRT0806B	8" x 6"	150 Ductile Iron	9.0	145	16
FGRT1008B	10" x 8"	125 Cast Iron	11.0	225	10

CONCENTRIC REDUCER



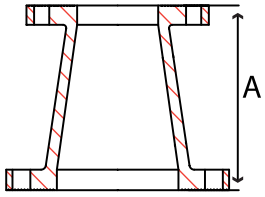

PART #	SIZE	DESCRIPTION	A	WEIGHT	QTY
FGCR0302B	3" x 2"	150 Ductile Iron	6.0	16	140
FGCR0403B	4" x 3"	150 Ductile Iron	7.0	30	80
FGCR0603B	6" x 3"	150 Ductile Iron	9.0	40	60
FGCR0604B	6" x 4"	150 Ductile Iron	9.0	45	55
FGCR0605B	6" x 5"	150 Ductile Iron	9.0	50	50
FGCR0806B	8" x 6"	150 Ductile Iron	11.0	75	33
FGCR0106B	10" x 6"	150 Ductile Iron	12.0	93	24
FGCR1008B	10" x 8"	125 Cast Iron	12.0	109	22

ECCENTRIC REDUCER



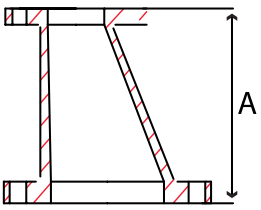

PART #	SIZE	DESCRIPTION	A	WEIGHT	QTY
FGER0403B	4" x 3"	150 Ductile Iron	7.0	30	80
FGER0604B	6" x 4"	150 Ductile Iron	9.0	45	55
FGER0806B	8" x 6"	150 Ductile Iron	11.0	75	33
FGER1008B	10" x 8"	125 Cast Iron	12.0	110	22

DUCTILE / CAST IRON FLANGED FITTINGS

Class 125 Cement lined black flanged fittings • Class 150 Flanges available in Black and Galvanized • Flanged fittings UL Listed through 12" Castings conform to ASTM A126, ASTM A48 and ASTM A536 Fittings • conform to ASME B16.1 and ANSI/AWWA C110/A21.10 Flanges conform to AWWA C110 / ASME B16.42 /ASME B1.20.1 • Flanged fittings 6" and smaller are made from ductile iron and meet ASME B16.42 Class 150 Manufacturing facility is ISO 9001:2008

c UL us LISTED

THREADED COMPANION FLANGE

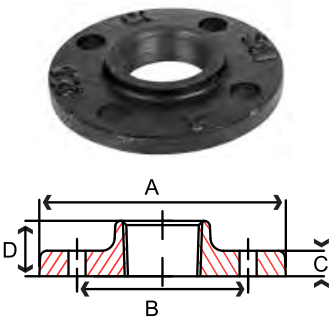

PART #	SIZE	DESCRIPTION	A	B	C	D	WEIGHT	QTY
FGCF0112B	1-1/2"	125 Cast Iron Black	5.00	3.88	0.56	0.88	3	900
FGCF02B	2"	125 Cast Iron Black	6.00	4.75	0.62	1.00	4	560
FGCF0212B	2-1/2"	125 Cast Iron Black	7.00	5.50	0.69	1.12	6	360
FGCF03B	3"	125 Cast Iron Black	7.50	6.00	0.75	1.19	8	320
FGCF04B	4"	125 Cast Iron Black	9.00	7.50	0.94	1.31	12	200
FGCF05B	5"	125 Cast Iron Black	10.00	8.50	0.94	1.44	14	140
FGCF06B	6"	125 Cast Iron Black	11.00	9.50	1.00	1.56	16	110
FGCF08B	8"	125 Cast Iron Black	13.50	11.75	1.12	1.75	28	60
FGCF02G	2"	125 Cast Iron Galvanized	6.00	4.75	0.62	1.00	4	560
FGCF0212G	2-1/2"	125 Cast Iron Galvanized	7.00	5.50	0.69	1.12	6	360
FGCF03G	3"	125 Cast Iron Galvanized	7.50	6.00	0.75	1.19	8	300
FGCF04G	4"	125 Cast Iron Galvanized	9.00	7.50	0.94	1.31	12	200
FGCF06G	6"	125 Cast Iron Galvanized	11.00	9.50	1.00	1.56	16	110

REDUCING COMPANION FLANGE

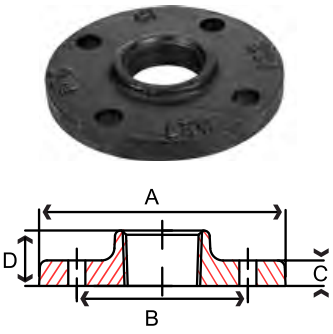

PART #	SIZE	DESCRIPTION	A	B	C	D	WEIGHT	QTY
FGRC020712B	2" x 7-1/2"	125 Cast Iron Black	7.50	6.00	0.75	1.19	8	300
FGRC0209B	2" x 9"	125 Cast Iron Black	9.00	7.50	0.94	1.31	16	170
FGRC0211B	2" x 11"	125 Cast Iron Black	11.00	9.50	1.00	1.56	23	107
FGRC02120712B	2-1/2" x 7-1/2"	125 Cast Iron Black	7.50	6.00	0.75	1.19	8	300
FGRC021209B	2-1/2" x 9"	125 Cast Iron Black	9.00	7.50	0.94	1.31	13	190
FGRC0309B	3" x 9"	125 Cast Iron Black	9.00	7.50	0.94	1.31	13	190
FGRC0311B	3" x 11"	125 Cast Iron Black	11.00	9.50	1.00	1.56	21	110
FGRC0411B	4" x 11"	125 Cast Iron Black	11.00	9.50	1.00	1.56	21	110
FGRC041312B	4" x 13-1/2"	125 Cast Iron Black	13.50	11.75	1.12	1.75	35	65
FGRC061312B	6" x 13-1/2"	125 Cast Iron Black	13.50	11.75	1.12	1.75	30	65
FGRC020712G	2" x 7-1/2"	125 Cast Iron Galvanized	7.50	6.00	0.75	1.19	8	300
FGRC0209G	2" x 9"	125 Cast Iron Galvanized	9.00	7.50	0.94	1.31	16	160
FGRC0309G	3" x 9"	125 Cast Iron Galvanized	9.00	7.50	0.94	1.31	13	180
FGRC0411G	4" x 11"	125 Cast Iron Galvanized	11.00	9.50	1.00	1.56	21	110

BLIND FLANGE

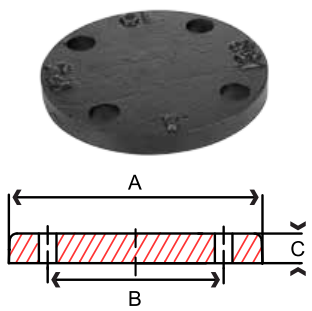

PART #	SIZE	DESCRIPTION	A	B	C	WEIGHT	QTY
FGBF02B	2"	125 Cast Iron	6.00	4.75	0.62	5	490
FGBF03B	3"	125 Cast Iron	7.50	6.00	0.75	9	260
FGBF04B	4"	125 Cast Iron	9.00	7.50	0.94	15	160
FGBF06B	6"	125 Cast Iron	11.00	9.50	1.00	23	100

TITANPRESS™

CARBON STEEL PRESS FITTINGS



QUAD GRIP
360° STABILITY

G
GAS

M
MECHANICAL


TITANPRESS™
titanpressusa.com | info@titanpressusa.com
North American Distribution
sales@everflowsupplies.com

TITANPRESS™



QUAD GRIP
360° STABILITY

Interlaced Quad Directional Grip Teeth Provides 360º of Ultimate Stability and Protection

TWIN SEAL
LEAK PROOF

Wave Style Dual-Contact Sealing Element Provides Better Leak Protection and Resistance to Temperature Elevations

SMART PRESS
CONNECT SYSTEM

Allows for Leakage Prior to Pressing to Help Easily Identify Unpressed Connections

TITANPRESS™

CARBON STEEL PRESS

For use with Sch.5 to Sch.40 Carbon Steel Pipe

G GAS

Designed for Gas & Fuel /Oil Piping Systems

Approved Systems:

- Natural Gas
- Propane
- Mineral Oil
- Compressed Air
- Nitrogen
- Heating Fuel Oil

ANSI LC 4-2012/4a-2013
CSA 6.32-2012/6.32a-2013 (R2021)

M MECHANICAL

Designed for Hydronic & Fire Sprinker Systems

Approved Systems:

- Chilled Water
- Hydronic Heating
- Fire Sprinkler
- Low Pressure Steam
- Dry Compressed Air
- Technical Gases

ANSI/CAN/UL 213
ASTM F3226

Product Facts:

- Designed for a variety of mechanical & gas applications
- For use with Sch. 5 to Sch. 40 Carbon Steel Pipe
- Packed in convenient color coated bags
- Broad offering of 400+ fitting configurations
- Products individually labeled for easy identification
- Available in diameters 1/2" - 4"



TITANPRESS™



ID LABEL

An easy and effective way of verifying completed joints or identifying unpressed joints. After pressing a joint, the installer removes the Label from the fitting by grabbing the non-adhesive area and pulling if off.

SMOOTH COAT

Satin zinc/nickel coating provides added protection, corrosion resistance and a consistent professional appearance.

TITANPRESS™

G
GAS

HNBR

CARBON STEEL PRESS FITTINGS

Designed for Gas & Fuel/Oil Piping Systems





DATA SHEET

G GAS

CARBON STEEL PRESS FITTINGS

HNBR

Designed for Gas & Fuel/Oil Piping Systems

Product Description:

Titanpress G Carbon Steel Press fittings designed for use in gas and fuel oil applications utilizing ASTM A53, Schedule 10 to Schedule 40 carbon steel pipe. Titanpress G Carbon Steel Press fittings are compatible with most common black iron pipe pressing tools and jaws. Fittings are color coded with yellow dot and removable sticker to notate its HNBR sealing element.

15 Year Limited Warranty for approved gas and fuel oil applications (non-industrial and non-marine applications)

Features and Advantages:

- **For use with Sch. 5 to Sch. 40 Carbon Steel Pipe**
- **Broad offering of 200+ fitting configurations**
- **Products color coded for easy identification**
- **Available in diameters 1/2" - 4"**
- **QuadGrip™ Interlaced Grip Teeth Provide 360˚ stability**
- **Smart Press LBP (Leak Before Press) system**

Compatible Pipe:

• ASTM A53 Schedule 5 to Schedule 40 carbon steel pipe

Components:

• Carbon steel body with zinc/nickel corrosion-resistant coating
• HNBR Sealing element
• 420 stainless steel grip ring
• 304 stainless steel separator ring (1/2" - 2")
• Graphite Support Ring (2-1/2" - 4")

Operating Performance:

• Operating Pressure: 125 psi max for fuel gas applications 200 PSI Max for other approved applications
• Test Pressure: 600 psi max
• Temperature Range: -40°F to 180°F for fuel gas applications

Certificates and Listings:

• CSA: ANSI LC 4a/CSA 6.32a
• IAPMO: ANSI LC 4a/CSA 6.32a

Approved Systems:

• Natural Gas (up to 125 PSI)
• Propane (up to 125 PSI)
• Mineral Oil (up to 200 PSI)
• Compressed Air (up to 200 PSI)
• Nitrogen (up to 200 PSI)
• Heating Fuel Oil (up to 125 PSI)

Complies With:

• Uniform Mechanical Code (UMC)
• Uniform Plumbing Code (UPC)
• NFPA 54 and 58
• International Mechanical Code (IMC)
• International Plumbing Code (IPC)
• International Fuel Gas Code (IFGC)
• ASME B31: Code for Pressure Piping

Carbon Steel Press G

Designed For Gas & Fuel / Oil Piping Systems

For use with Sch.5 to Sch.40 Carbon Steel Pipe

90˚ Elbow

G HNBR
HNBR SEAL

P x P



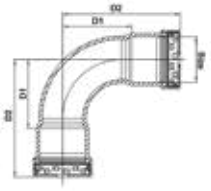

PART #	SIZE	BG	CS	WEIGHT	D1	D2
TPLN0012G	1/2”	5	60	0.430	1.55	2.62
TPLN0034G	3/4”	5	35	0.600	1.88	3.03
TPLN0100G	1”	5	20	1.030	2.3	3.64
TPLN0114G	1-1/4”	1	12	1.546	2.6	4.42
TPLN0112G	1-1/2”	1	10	1.958	2.91	4.78
TPLN0200G	2”	1	8	2.879	3.59	5.6

90˚ Elbow XL

G HNBR
HNBR SEAL

P x P



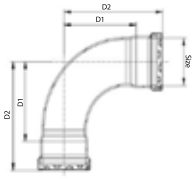

PART #	SIZE	BG	CS	WEIGHT	D1	D2
TPLN0212G	2-1/2”	1	2	3.657	4.90	6.69
TPLN0300G	3”	1	2	5.236	5.73	8.03
TPLN0400G	4”	1	1	8.690	7.28	10.43

90˚ Street Elbow

G HNBR
HNBR SEAL

P x P



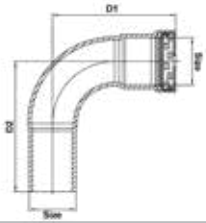

PART #	SIZE	BG	CS	WEIGHT	D1	D2
TPSN0012G	1/2”	5	60	0.432	2.62	2.76
TPSN0034G	3/4”	5	35	0.611	3.03	3.11
TPSN0100G	1”	5	20	1.060	3.64	3.76
TPSN0114G	1-1/4”	1	16	1.563	4.42	4.51
TPSN0112G	1-1/2”	1	12	1.955	4.78	4.82
TPSN0200G	2”	1	8	2.961	5.60	5.73

90˚ Street Elbow XL

G HNBR
HNBR SEAL

FTG x P



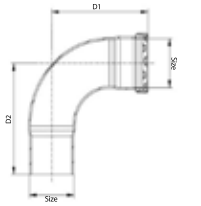

PART #	SIZE	BG	CS	WEIGHT	D1	D2
TPSN0212G	2-1/2”	1	2	3.441	4.90	6.69
TPSN0300G	3”	1	2	4.694	5.73	8.03
TPSN0400G	4”	1	1	8.022	7.28	10.43

45˚ Elbow

G HNBR
HNBR SEAL

P x P



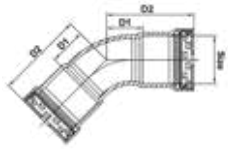

PART #	SIZE	BG	CS	WEIGHT	D1	D2
TPFF0012G	1/2”	5	60	0.351	0.80	1.87
TPFF0034G	3/4”	5	35	0.503	0.98	2.13
TPFF0100G	1”	5	20	0.805	1.16	2.50
TPFF0114G	1-1/4”	1	16	1.252	1.30	3.12
TPFF0112G	1-1/2”	1	12	1.587	1.47	3.34
TPFF0200G	2”	1	10	2.198	1.72	3.73

45˚ Elbow XL

G HNBR
HNBR SEAL

P x P



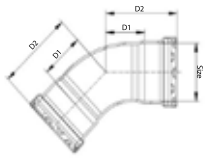

PART #	SIZE	BG	CS	WEIGHT	D1	D2
TPFF0212G	2-1/2”	1	3	2.562	2.44	4.22
TPFF0300G	3”	1	2	3.668	2.85	5.14
TPFF0400G	4”	1	1	6.184	3.60	6.73

Carbon Steel Press G

Designed For Gas & Fuel / Oil Piping Systems

For use with Sch.5 to Sch.40 Carbon Steel Pipe

45˚ Street Elbow

G HNBR
HNBR SEAL

FTG x P



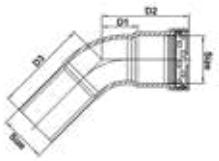

PART #	SIZE	BG	CS	WEIGHT	D1	D2	D3
TPSF0012G	1/2”	5	60	0.355	0.80	1.87	2.01
TPSF0034G	3/4”	5	55	0.492	0.98	2.13	2.20
TPSF0100G	1”	5	30	0.827	1.16	2.50	2.62
TPSF0114G	1-1/4”	1	20	1.250	1.30	3.12	3.21
TPSF0112G	1-1/2”	1	16	1.565	1.47	3.34	3.39
TPSF0200G	2”	1	10	2.266	1.72	3.73	3.86

45˚ Street Elbow XL

G HNBR
HNBR SEAL

FTG x P



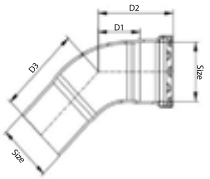

PART #	SIZE	BG	CS	WEIGHT	D1	D2	D3
TPSF0212G	2-1/2”	1	3	2.557	2.44	4.23	4.23
TPSF0300G	3”	1	2	3.521	2.85	5.16	5.16
TPSF0400G	4”	1	1	5.999	3.60	6.75	6.75

Coupling

G HNBR
HNBR SEAL

P x P



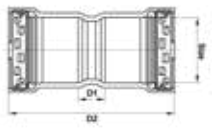

PART #	SIZE	BG	CS	WEIGHT	D1	D2
TPCP0012G	1/2”	5	100	0.267	0.56	2.70
TPCP0034G	3/4”	5	70	0.353	0.63	2.93
TPCP0100G	1”	5	50	0.571	0.57	3.27
TPCP0114G	1-1/4”	1	25	0.937	0.70	4.33
TPCP0112G	1-1/2”	1	20	1.166	0.89	4.63
TPCP0200G	2”	1	12	1.488	0.79	4.80

Coupling XL

G HNBR
HNBR SEAL

P x P



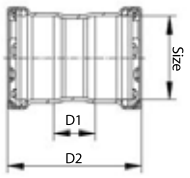

PART #	SIZE	BG	CS	WEIGHT	D1	D2
TPCP0212G	2-1/2”	1	12	1.735	1.61	5.31
TPCP0300G	3”	1	4	2.643	2.01	6.73
TPCP0400G	4”	1	2	4.277	2.24	8.66

Coupling No Stop

G HNBR
HNBR SEAL

P x P



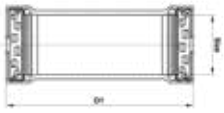

PART #	SIZE	BG	CS	WEIGHT	D1
TPCL0012G	1/2”	5	100	0.273	3.82
TPCL0034G	3/4”	5	70	0.362	4.00
TPCL0100G	1”	5	50	0.562	4.37
TPCL0114G	1-1/4”	1	25	0.963	5.33
TPCL0112G	1-1/2”	1	20	1.164	5.43
TPCL0200G	2”	1	12	1.369	5.63

Coupling No Stop XL

G HNBR
HNBR SEAL

P x P



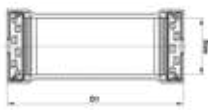

PART #	SIZE	BG	CS	WEIGHT	D1
TPCL0212G	2-1/2”	1	12	1.744	5.31
TPCL0300G	3”	1	4	2.652	6.73
TPCL0400G	4”	1	2	4.281	8.66

Carbon Steel Press G

Designed For Gas & Fuel / Oil Piping Systems

For use with Sch.5 to Sch.40 Carbon Steel Pipe

Male Adapter

G HNBR
HNBR SEAL

P x MPT



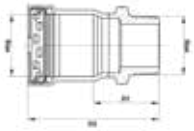

PART #	SIZE	BG	CS	WEIGHT	D1	D2
TPMA0012G	1/2”	5	100	0.247	1.61	2.68
TPMA0034G	3/4”	5	75	0.348	1.67	2.83
TPMA0100G	1”	5	40	0.564	1.81	3.19
TPMA0114G	1-1/4”	1	25	0.935	1.97	3.80
TPMA0112G	1-1/2”	1	25	1.058	2.11	3.96
TPMA0200G	2”	1	16	1.591	2.22	4.23

Male Adapter XL

G HNBR
HNBR SEAL

P x MPT



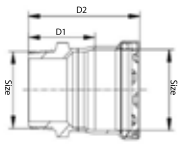

PART #	SIZE	BG	CS	WEIGHT	D1	D2
TPMA0212G	2-1/2”	1	12	2.099	3.37	5.16
TPMA0300G	3”	1	6	3.622	3.19	5.49
TPMA0400G	4”	1	4	5.664	3.98	7.13

Female Adapter

G HNBR
HNBR SEAL

P x FPT





PART #	SIZE	BG	CS	WEIGHT	D1	D2
TPFA0012G	1/2”	5	100	0.240	0.75	2.48
TPFA0034G	3/4”	5	80	0.328	0.85	2.74
TPFA0100G	1”	5	40	0.602	0.94	3.09
TPFA0114G	1-1/4”	1	25	0.831	0.91	3.54
TPFA0112G	1-1/2”	1	24	1.019	0.94	3.66
TPFA0200G	2”	1	12	1.389	0.79	3.82

Female Adapter XL

G HNBR
HNBR SEAL

P x FPT



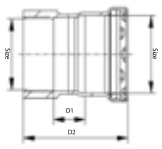

PART #	SIZE	BG	CS	WEIGHT	D1	D2
TPFA0212G	2-1/2”	1	12	2.205	1.40	4.37
TPFA0300G	3”	1	6	2.718	1.57	5.30
TPFA0400G	4”	1	4	4.491	1.65	6.42

Reducing Female Adaper

G HNBR
HNBR SEAL

P x FPT





PART #	SIZE	BG	CS	WEIGHT	D1	D2
TPFA3412G	3/4” x 1/2”	5	70	0.364	0.73	2.62
TPFA1012G	1” x 1/2”	5	40	0.492	1.03	3.52
TPFA1034G	1” x 3/4”	5	40	0.642	0.67	2.85
TPFA1112G	1-1/4” x 1/2”	1	40	0.725	1.02	4
TPFA1134G	1-1/4” x 3/4”	1	35	0.767	1.06	4.04
TPFA1110G	1-1/4” x 1”	1	20	1.049	0.82	3.56
TPFA1512G	1-1/2” x 1/2”	1	30	0.873	1.28	4.11
TPFA1534G	1-1/2” x 3/4”	1	30	0.880	1.32	4.15
TPFA1510G	1-1/2” x 1”	1	20	1.444	0.89	3.68
TPFA1511G	1-1/2” x 1-1/4”	1	24	1.168	0.79	3.64
TPFA2012G	2” x 1/2”	1	24	1.135	1.30	4.15
TPFA2034G	2” x 3/4”	1	24	1.127	1.34	4.19
TPFA2010G	2” x 1”	1	20	1.296	1.50	4.43
TPFA2011G	2” x 1-1/4”	1	20	1.296	1.40	4.41
TPFA2015G	2” x 1-1/2”	1	12	1.836	0.81	3.84

Tee

G HNBR
HNBR SEAL

P x P x P



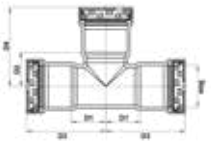

PART #	SIZE	BG	CS	WEIGHT	D1	D2	D3	D4
TPTE0012G	1/2”	5	45	0.518	0.97	0.96	2.04	2.03
TPTE0034G	3/4”	5	40	0.702	1.11	1.09	2.26	2.24
TPTE0100G	1”	5	20	1.131	1.23	1.24	2.57	2.58
TPTE0114G	1-1/4”	1	10	1.810	1.41	1.39	3.23	3.20
TPTE0112G	1-1/2”	1	10	2.211	1.57	1.56	3.44	3.43
TPTE0200G	2”	1	8	2.989	1.81	1.75	3.82	3.76

Carbon Steel Press G

Designed For Gas & Fuel / Oil Piping Systems

For use with Sch.5 to Sch.40 Carbon Steel Pipe

Tee XL

G HNBR
HNBR SEAL

P x P x P



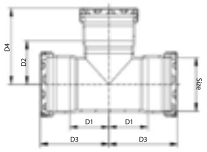

PART #	SIZE	BG	CS	WEIGHT	D1	D2	D3	D4
TPTE0212G	2-1/2”	1	4	3.468	2.36	2.26	4.21	4.06
TPTE0300G	3”	1	2	5.055	2.74	2.78	5.10	4.88
TPTE0400G	4”	1	1	8.142	3.58	3.43	6.46	6.50

Reducing Tee

G HNBR
HNBR SEAL

P x P x P





PART #	SIZE	BG	CS	WEIGHT	D1	D2	D3	D4
TPRT3412G	3/4” x 3/4” x 1/2”	5	35	0.657	1.11	1.06	2.26	2.13
TPRT1112G	1” x 1” x 1/2”	5	20	0.999	1.23	1.19	2.57	2.18
TPRT1134G	1” x 1” x 3/4”	5	20	1.030	1.23	1.23	2.57	2.29
TPRT1412G	1-1/4” x 1-1/4” x 1/2”	1	12	1.479	1.41	1.35	3.23	2.33
TPRT1434G	1-1/4” x 1-1/4” x 3/4”	1	12	1.559	1.41	1.39	3.23	2.44
TPRT1410G	1-1/4” x 1-1/4” x 1”	1	12	1.660	1.41	1.40	3.23	2.63
TPRT1512G	1-1/2” x 1-1/2” x 1/2”	1	10	1.806	1.57	1.45	3.44	2.42
TPRT1534G	1-1/2” x 1-1/2” x 3/4”	1	10	1.861	1.57	1.48	3.44	2.54
TPRT1510G	1-1/2” x 1-1/2” x 1”	1	10	1.966	1.57	1.5	3.44	2.73
TPRT1511G	1-1/2” x 1-1/2” x 1-1/4”	1	10	2.094	1.57	1.96	3.44	3.18
TPRT2212G	2” x 2” x 1/2”	1	8	2.513	1.81	1.75	3.82	2.71
TPRT2234G	2” x 2” x 3/4”	1	8	2.540	1.81	1.78	3.82	2.82
TPRT2210G	2” x 2” x 1”	1	8	2.604	1.81	1.79	3.82	3.01
TPRT2211G	2” x 2” x 1-1/4”	1	8	2.787	1.81	1.78	3.82	3.47
TPRT2215G	2” x 2” x 1-1/2”	1	8	2.846	1.81	1.85	3.82	3.58

Reducing Tee XL

G HNBR
HNBR SEAL

P x P x P

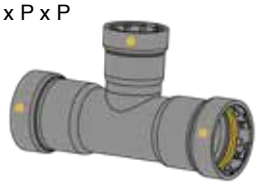

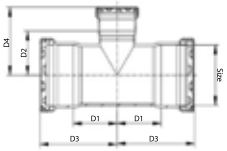

PART #	SIZE	BG	CS	WEIGHT	D1	D2	D3	D4
TPRT2515G	2-1/2" x 2-1/2" x 1-1/2"	1	4	3.299	2.36	2.09	4.21	3.43
TPRT2520G	2-1/2" x 2-1/2" x 2"	1	4	3.420	2.36	2.07	4.21	3.90
TPRT3311G	3" x 3" x 1-1/4"	1	2	4.340	2.36	2.19	4.21	4.06
TPRT3315G	3" x 3" x 1-1/2"	1	2	4.448	2.36	2.09	4.21	3.09
TPRT3320G	3" x 3" x 2"	1	2	4.582	2.74	2.36	5.10	3.19
TPRT3325G	3" x 3" x 2-1/2"	1	2	4.645	2.74	2.44	5.10	4.31
TPRT4415G	4" x 4" x 1-1/2"	1	1	6.798	2.74	2.34	5.10	4.35
TPRT4420G	4" x 4" x 2"	1	1	6.926	2.74	2.64	5.10	4.43
TPRT4425G	4" x 4" x 2-1/2"	1	1	6.982	3.58	2.93	6.46	4.80
TPRT4430G	4" x 4" x 3"	1	1	7.377	3.58	2.83	6.46	4.84
TPRT2510G	2-1/2" x 2-1/2" x 1"	1	4	2.967	3.58	3.13	6.46	4.92
TPRT2511G	2-1/2" x 2-1/2" x 1-1/4"	1	4	3.149	3.58	3.27	6.46	5.57

Female Tee

G HNBR
HNBR SEAL

P x P x FPT





PART #	SIZE	BG	CS	WEIGHT	D1	D2	D3	D4
TPFT3412G	3/4” x 3/4” x 1/2”	5	35	0.615	1.11	0.87	2.26	1.71
TPFT0034G	3/4” x 3/4” x 3/4”	5	35	0.659	1.11	0.91	2.26	1.75
TPFT1112G	1” x 1” x 1/2”	5	20	0.963	1.23	1	2.56	1.83
TPFT1134G	1” x 1” x 3/4”	5	20	0.979	1.23	1.04	2.56	1.89
TPFT1412G	1-1/4” x 1-1/4” x 1/2”	1	12	1.435	1.41	1.16	3.23	2.01
TPFT1434G	1-1/4” x 1-1/4” x 3/4”	1	12	1.515	1.41	1.20	3.23	2.05
TPFT1410G	1-1/4” x 1-1/4” x 1”	1	12	1.691	1.41	1.36	3.23	2.28
TPFT1512G	1-1/2” x 1-1/2” x 1/2”	1	10	1.781	1.57	1.26	3.44	2.11
TPFT2234G	2” x 2” x 3/4”	1	8	1.799	1.81	1.59	3.82	2.44
TPFT2210G	2” x 2” x 1”	1	8	1.980	1.81	1.75	3.82	2.68
TPFT2211G	2” x 2” x 1-1/4”	1	8	2.097	1.81	1.65	3.82	2.66
TPFT2215G	2” x 2” x 1-1/2”	1	8	2.460	1.81	1.57	3.82	2.58
TPFT1534G	1-1/2” x 1-1/2” x 3/4”	1	10	2.491	1.57	1.30	3.44	2.15
TPFT1510G	1-1/2” x 1-1/2” x 1”	1	10	2.657	1.57	1.46	3.44	2.38
TPFT1511G	1-1/2” x 1-1/2” x 1-1/4”	1	10	2.665	1.57	1.36	3.44	2.36
TPFT2212G	2” x 2” x 1/2”	1	8	2.703	1.81	1.56	3.82	2.40

Female Tee XL

G HNBR
HNBR SEAL

P x P x FPT



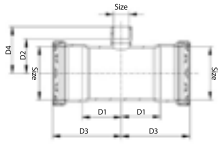

PART #	SIZE	BG	CS	WEIGHT	D1	D2	D3	D4
TPRT2534G	2-1/2" x 2-1/2" x 3/4	1	4	2.925	2.36	1.89	4.21	2.56
TPRT3334G	3" x 3" x 3/4	1	2	3.862	2.74	2.19	5.10	2.85
TPRT4434G	4" x 4" x 3/4	1	1	5.029	3.58	2.68	6.46	3.35

Cap

G HNBR
HNBR SEAL

P



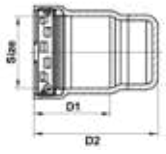

PART #	SIZE	BG	CS	WEIGHT	D1	D2
TPEC0012G	1/2”	5	120	0.205	1.07	2.17
TPEC0034G	3/4”	5	80	0.271	1.15	2.28
TPEC0100G	1”	5	50	0.425	1.34	2.48
TPEC0114G	1-1/4”	1	35	0.659	1.82	2.95
TPEC0112G	1-1/2”	1	30	0.796	1.87	3.07
TPEC0200G	2”	1	20	1.069	2.01	3.11

Carbon Steel Press G

Designed For Gas & Fuel / Oil Piping Systems

For use with Sch.5 to Sch.40 Carbon Steel Pipe

Cap XL

G HNBR
HNBR SEAL

P



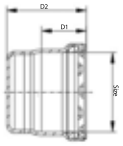

PART #	SIZE	BG	CS	WEIGHT	D1	D2
TPEC0212G	2-1/2”	1	8	1.213	1.79	3.19
TPEC0300G	3”	1	6	1.748	2.30	3.84
TPEC0400G	4”	1	6	2.824	3.15	4.84

Union

G HNBR
HNBR SEAL

P x P



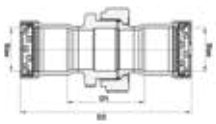

PART #	SIZE	BG	CS	WEIGHT	D1	D2
TPUN0012G	1/2”	5	25	0.794	2.41	4.55
TPUN0034G	3/4”	5	20	1.415	2.71	5.02
TPUN0100G	1”	5	10	2.147	2.78	5.45
TPUN0114G	1-1/4”	1	8	3.278	3.02	6.65
TPUN0112G	1-1/2”	1	6	3.521	3.27	7.01
TPUN0200G	2”	1	5	4.594	3.70	7.64

Female Union

G HNBR
HNBR SEAL

P x FPT



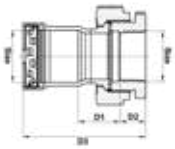

PART #	SIZE	BG	CS	WEIGHT	D1	D2	D3
TPFU0012G	1/2”	5	40	0.631	1.16	0.65	2.77
TPFU0034G	3/4”	5	20	1.190	1.37	0.69	3.09
TPFU0100G	1”	5	10	1.788	1.34	0.79	3.33
TPFU0114G	1-1/4”	1	8	2.573	1.39	0.85	3.90
TPFU0112G	1-1/2”	1	8	2.595	1.59	0.81	4.11
TPFU0200G	2”	1	6	3.503	2.09	0.87	4.73

Street Reducer

G HNBR
HNBR SEAL

FTG x P



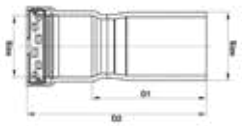

PART #	SIZE	BG	CS	WEIGHT	D1	D2
TPSR3412G	3/4” x 1/2”	5	80	0.290	1.96	3.03
TPSR1012G	1” x 1/2”	5	60	0.386	2.16	3.23
TPSR1034G	1” x 3/4”	5	45	0.428	2.19	3.35
TPSR1110G	1-1/4” x 1”	1	30	0.699	2.64	3.98
TPSR1534G	1-1/2” x 3/4”	1	30	0.822	3.18	4.33
TPSR1510G	1-1/2” x 1”	1	25	0.933	3.19	4.53
TPSR1511G	1-1/2” x 1-1/4”	1	20	1.120	3.18	5
TPSR2010G	2” x 1”	1	20	1.151	3.41	4.92
TPSR2011G	2” x 1-1/4”	1	16	1.351	3.38	5.20
TPSR2015G	2” x 1-1/2”	1	16	1.413	3.44	5.31

Street Reducer XL

G HNBR
HNBR SEAL

FTG x P



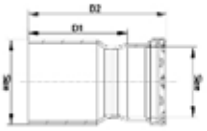

PART #	SIZE	BG	CS	WEIGHT	D1	D2
TPSR2510G	2-1/2" x 1	1	12	1.462	4.21	5.55
TPSR2511G	2-1/2" x 1-1/4	1	12	1.632	4.19	6.02
TPSR2515G	2-1/2" x 1-1/2	1	12	1.734	4.27	6.14
TPSR2520G	2-1/2" x 2	1	12	1.586	3.19	5.20
TPSR3011G	3" x 1-1/4	1	6	2.047	4.45	6.28
TPSR3015G	3" x 1-1/2	1	6	2.148	4.53	6.40
TPSR3020G	3" x 2	1	6	2.252	4.43	6.44
TPSR3025G	3" x 2-1/2	1	6	2.200	4.53	6.32
TPSR4015G	4" x 1-1/2	1	3	3.202	5.55	7.42
TPSR4020G	4" x 2	1	3	3.308	5.45	7.46
TPSR4025G	4" x 2-1/2	1	3	3.338	5.75	7.54
TPSR4030G	4" x 3	1	3	3.693	5.91	8.21

Reducing Coupling

G HNBR
HNBR SEAL

P x P



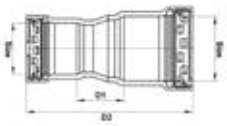

PART #	SIZE	BG	CS	WEIGHT	D1	D2
TPRC3412G	3/4” x 1/2”	5	60	0.370	1.20	3.43
TPRC1012G	1” x 1/2”	5	45	0.545	1.22	3.94
TPRC1034G	1” x 3/4”	5	50	0.549	1.25	3.74
TPRC1134G	1-1/4” x 3/4”	1	35	0.818	1.24	4.53
TPRC1110G	1-1/4” x 1”	1	25	0.899	1.25	4.41
TPRC1511G	1-1/2” x 1-1/4”	1	20	1.160	1.31	5
TPRC2011G	2” x 1-1/4”	1	16	1.462	1.53	5.35
TPRC2015G	2” x 1-1/2”	1	16	1.389	1.48	5.35

Coupling No Stop Extended

G HNBR
HNBR SEAL

P x P



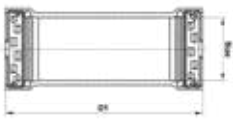

PART #	SIZE	BG	CS	WEIGHT	D1
TPXL0012G	1/2”	5	70	0.375	2.70
TPXL0034G	3/4”	5	55	0.481	2.90
TPXL0100G	1”	5	30	0.741	3.30
TPXL0114G	1-1/4”	1	20	1.113	4.30
TPXL0112G	1-1/2”	1	16	1.334	4.60
TPXL0200G	2”	1	14	1.733	4.80

Flange

G HNBR
HNBR SEAL

P x FLANGE





PART #	SIZE	BG	CS	WEIGHT	D1	D2	D3	D4	D5	NXL
TPFL0012G	1/2”	1	20	1.129	1.37	2.28	0.46	2.36	3.54	4x0.63
TPFL0034G	3/4”	1	15	1.607	1.44	2.52	0.52	2.76	3.94	4x0.63
TPFL0100G	1”	1	10	2.246	1.61	2.89	0.58	3.11	4.33	4x0.63
TPFL0114G	1-1/4”	1	8	2.813	1.76	3.56	0.64	3.50	4.53	4x0.63
TPFL0112G	1-1/2”	1	6	3.649	1.93	3.78	0.70	3.86	4.92	4x0.63
TPFL0200G	2”	1	4	5.798	1.93	3.90	0.77	4.76	5.91	4x0.75

Flange XL

G HNBR
HNBR SEAL

P x FLANGE



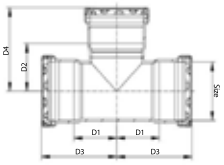

PART #	SIZE	BG	CS	WEIGHT	D1	D2	D3	D4	D5	NXL
TPAF0212G	2-1/2”	1	2	8.333	1.87	3.66	0.89	5.51	7.09	4x0.75
TPAF0300G	3”	1	2	10.009	2.07	4.37	0.96	5.98	7.48	4x0.75
TPAF0400G	4”	1	2	14.125	2.05	5.20	0.96	7.52	7.87	4x0.75

TITANPRESS™

M
MECHANICAL

EPDM

FKM

CARBON STEEL PRESS FITTINGS

Designed for Hydronic & Fire Sprinkler Systems





DATA SHEET

M MECHANICAL
EPDM
FKM

CARBON STEEL PRESS FITTINGS

Designed for Mechanical and Fire Sprinkler Systems

Product Description:

Titanpress M Carbon Steel Press fittings designed for use in mechanical & fire sprinkler applications utilizing ASTM A53, Schedule 10 to Schedule 40 carbon steel pipe. Titanpress M Carbon Steel Press fittings are compatible with most common black iron pipe pressing tools and jaws. Fittings are color coded with green dot (EPDM) or white dot (FKM) and removable sticker for easy identification.

15 Year Limited Warranty for approved applications (non-industrial and non-marine applications)

Features and Advantages:

- **For use with Sch. 5 to Sch. 40 Carbon Steel Pipe**
- **Broad offering of 200+ fitting configurations**
- **Products color coded for easy identification**
- **Available in diameters 2-1/2" - 4"**
- **QuadGrip™ Interlaced Grip Teeth Provide 360˚ stability**
- **Smart Press LBP (Leak Before Press) system**

Compatible Pipe:

- STM A53, A106, A135, and A795 Schedule 5 to Schedule 40 carbon steel pipe Schedule 80 pipe with low pressure

Components:

- Carbon steel body with zinc/nickel corrosion-resistant coating
- EPDM Sealing element (1/2" - 2")
- FKM Sealing element for (2-1/2" to 4")
- 304 stainless steel separator ring (1/2" - 2")
- Added support ring for (2-1/2" to 4")
- 420 stainless steel grip ring

Operating Performance:

- Operating Pressure: 200 PSI CWP Max
- Test Pressure: 600 PSI CWP Max
- Temperature Range EPDM: 0°F to 250°F
- Temperature Range FKM: 14˚F - 284˚F (*with spikes up to 356˚F*)

Certificates and Listings:

- UL 213 Listed
- ASTM F3226

Approved Systems:

- Chilled Water (up to 200 PSI)
- Hydronic Heating (up to 200 PSI)
- Fire Sprinkler (up to 200 PSI)
- Low Pressure Steam (up to 15 PSI)
- Dry Compressed Air
- Technical Gases

Complies With:

- Uniform Mechanical Code (UMC)
- Uniform Plumbing Code (UPC)
- NFPA 13, 13D and 13R
- International Mechanical Code (IMC)
- International Plumbing Code (IPC)
- IAPMO PS-117
- ASME B31: Code for Pressure Piping

Carbon Steel Press M

Designed For Mechanical and Fire Sprinkler Systems

For use with Sch.5 to Sch.40 Carbon Steel Pipe

90˚ Elbow

M EPDM
EPDM SEAL

P x P



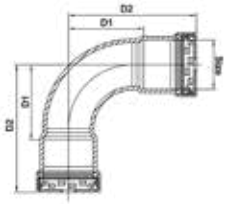

PART #	SIZE	BG	CS	WEIGHT	D1	D2
MPLN0012	1/2”	5	60	0.430	1.55	2.62
MPLN0034	3/4”	5	35	0.600	1.88	3.03
MPLN0100	1”	5	20	1.030	2.3	3.64
MPLN0114	1-1/4”	1	12	1.546	2.6	4.42
MPLN0112	1-1/2”	1	10	1.958	2.91	4.78
MPLN0200	2”	1	8	2.879	3.59	5.6

90˚ Elbow XL

M FKM
FKM SEAL

P x P



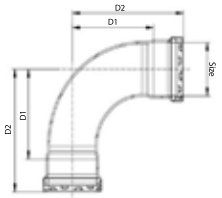

PART #	SIZE	BG	CS	WEIGHT	D1	D2
MPLN0212-XF	2-1/2”	1	2	3.657	4.90	6.69
MPLN0300-XF	3”	1	2	5.236	5.73	8.03
MPLN0400-XF	4”	1	1	8.690	7.28	10.43

90˚ Street Elbow

M EPDM
EPDM SEAL

P x P



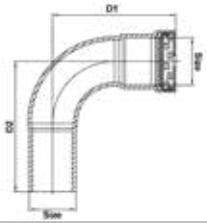

PART #	SIZE	BG	CS	WEIGHT	D1	D2
MPSN0012	1/2”	5	60	0.432	2.62	2.76
MPSN0034	3/4”	5	35	0.611	3.03	3.11
MPSN0100	1”	5	20	1.060	3.64	3.76
MPSN0114	1-1/4”	1	16	1.563	4.42	4.51
MPSN0112	1-1/2”	1	12	1.955	4.78	4.82
MPSN0200	2”	1	8	2.961	5.60	5.73

90˚ Street Elbow XL

M FKM
FKM SEAL

FTG x P



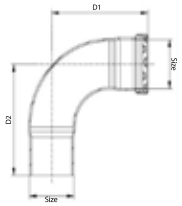

PART #	SIZE	BG	CS	WEIGHT	D1	D2
MPSN0212-XF	2-1/2”	1	2	3.441	4.90	6.69
MPSN0300-XF	3”	1	2	4.694	5.73	8.03
MPSN0400-XF	4”	1	1	8.022	7.28	10.43

45˚ Elbow

M EPDM
EPDM SEAL

P x P



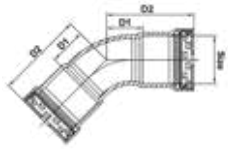

PART #	SIZE	BG	CS	WEIGHT	D1	D2
MPFF0012	1/2”	5	60	0.351	0.80	1.87
MPFF0034	3/4”	5	35	0.503	0.98	2.13
MPFF0100	1”	5	20	0.805	1.16	2.50
MPFF0114	1-1/4”	1	16	1.252	1.30	3.12
MPFF0112	1-1/2”	1	12	1.587	1.47	3.34
MPFF0200	2”	1	10	2.198	1.72	3.73

45˚ Elbow XL

M FKM
FKM SEAL

P x P



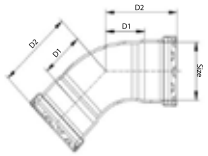

PART #	SIZE	BG	CS	WEIGHT	D1	D2
MPFF0212-XF	2-1/2”	1	3	2.562	2.44	4.22
MPFF0300-XF	3”	1	2	3.668	2.85	5.14
MPFF0400-XF	4”	1	1	6.184	3.60	6.73

Carbon Steel Press M

Designed For Mechanical and Fire Sprinkler Systems

For use with Sch.5 to Sch.40 Carbon Steel Pipe

45˚ Street Elbow

M EPDM
EPDM SEAL

FTG x P

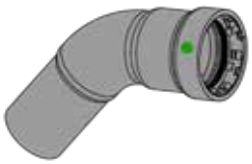

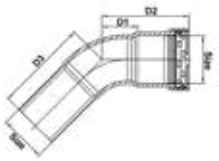

PART #	SIZE	BG	CS	WEIGHT	D1	D2	D3
MPSF0012	1/2”	5	60	0.355	0.80	1.87	2.01
MPSF0034	3/4”	5	55	0.492	0.98	2.13	2.20
MPSF0100	1”	5	30	0.827	1.16	2.50	2.62
MPSF0114	1-1/4”	1	20	1.250	1.30	3.12	3.21
MPSF0112	1-1/2”	1	16	1.565	1.47	3.34	3.39
MPSF0200	2”	1	10	2.266	1.72	3.73	3.86

45˚ Street Elbow XL

M FKM
FKM SEAL

FTG x P



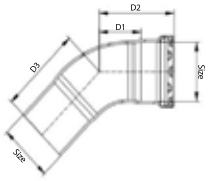

PART #	SIZE	BG	CS	WEIGHT	D1	D2	D3
MPSF0212-XF	2-1/2”	1	3	2.557	2.44	4.23	4.23
MPSF0300-XF	3”	1	2	3.521	2.85	5.16	5.16
MPSF0400-XF	4”	1	1	5.999	3.60	6.75	6.75

Coupling

M EPDM
EPDM SEAL

P x P



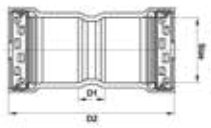

PART #	SIZE	BG	CS	WEIGHT	D1	D2
MPCP0012	1/2”	5	100	0.267	0.56	2.70
MPCP0034	3/4”	5	70	0.353	0.63	2.93
MPCP0100	1”	5	50	0.571	0.57	3.27
MPCP0114	1-1/4”	1	25	0.937	0.70	4.33
MPCP0112	1-1/2”	1	20	1.166	0.89	4.63
MPCP0200	2”	1	12	1.488	0.79	4.80

Coupling XL

M FKM
FKM SEAL

P x P



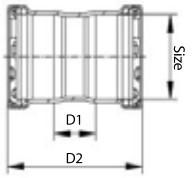

PART #	SIZE	BG	CS	WEIGHT	D1	D2
MPCP0212-XF	2-1/2”	1	12	1.735	1.61	5.31
MPCP0300-XF	3”	1	4	2.643	2.01	6.73
MPCP0400-XF	4”	1	2	4.277	2.24	8.66

Coupling No Stop

M EPDM
EPDM SEAL

P x P



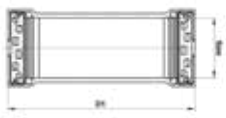

PART #	SIZE	BG	CS	WEIGHT	D1
MPCL0012	1/2”	5	100	0.273	3.82
MPCL0034	3/4”	5	70	0.362	4.00
MPCL0100	1”	5	50	0.562	4.37
MPCL0114	1-1/4”	1	25	0.963	5.33
MPCL0112	1-1/2”	1	20	1.164	5.43
MPCL0200	2”	1	12	1.369	5.63

Coupling No Stop XL

M FKM
FKM SEAL

P x P



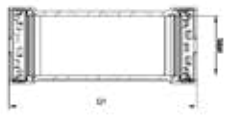

PART #	SIZE	BG	CS	WEIGHT	D1
MPCL0212-XF	2-1/2”	1	12	1.744	5.31
MPCL0300-XF	3”	1	4	2.652	6.73
MPCL0400-XF	4”	1	2	4.281	8.66

Carbon Steel Press M

Designed For Mechanical and Fire Sprinkler Systems

For use with Sch.5 to Sch.40 Carbon Steel Pipe

Male Adapter

M EPDM
EPDM SEAL

P x MPT



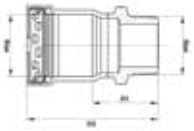

PART #	SIZE	BG	CS	WEIGHT	D1	D2
MPMA0012	1/2”	5	100	0.247	1.61	2.68
MPMA0034	3/4”	5	75	0.348	1.67	2.83
MPMA0100	1”	5	40	0.564	1.81	3.19
MPMA0114	1-1/4”	1	25	0.935	1.97	3.80
MPMA0112	1-1/2”	1	25	1.058	2.11	3.96
MPMA0200	2”	1	16	1.591	2.22	4.23

Male Adapter XL

M FKM
FKM SEAL

P x MPT



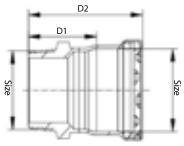

PART #	SIZE	BG	CS	WEIGHT	D1	D2
MPMA0212-XF	2-1/2”	1	12	2.099	3.37	5.16
MPMA0300-XF	3”	1	6	3.622	3.19	5.49
MPMA0400-XF	4”	1	4	5.664	3.98	7.13

Female Adapter

M EPDM
EPDM SEAL

P x FPT





PART #	SIZE	BG	CS	WEIGHT	D1	D2
MPFA0012	1/2”	5	100	0.240	0.75	2.48
MPFA0034	3/4”	5	80	0.328	0.85	2.74
MPFA0100	1”	5	40	0.602	0.94	3.09
MPFA0114	1-1/4”	1	25	0.831	0.91	3.54
MPFA0112	1-1/2”	1	24	1.019	0.94	3.66
MPFA0200	2”	1	12	1.389	0.79	3.82

Female Adapter XL

M FKM
FKM SEAL

P x FPT



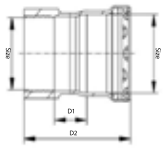

PART #	SIZE	BG	CS	WEIGHT	D1	D2
MPFA0212-XF	2-1/2”	1	12	2.205	1.40	4.37
MPFA0300-XF	3”	1	6	2.718	1.57	5.30
MPFA0400-XF	4”	1	4	4.491	1.65	6.42

Reducing Female Adaper

M EPDM
EPDM SEAL

P x FPT





PART #	SIZE	BG	CS	WEIGHT	D1	D2
MPFA3412	3/4” x 1/2”	5	70	0.364	0.73	2.62
MPFA1012	1” x 1/2”	5	40	0.492	1.03	3.52
MPFA1034	1” x 3/4”	5	40	0.642	0.67	2.85
MPFA1112	1-1/4” x 1/2”	1	40	0.725	1.02	4
MPFA1134	1-1/4” x 3/4”	1	35	0.767	1.06	4.04
MPFA1110	1-1/4” x 1”	1	20	1.049	0.82	3.56
MPFA1512	1-1/2” x 1/2”	1	30	0.873	1.28	4.11
MPFA1534	1-1/2” x 3/4”	1	30	0.880	1.32	4.15
MPFA1510	1-1/2” x 1”	1	20	1.444	0.89	3.68
MPFA1511	1-1/2” x 1-1/4”	1	24	1.168	0.79	3.64
MPFA2012	2” x 1/2”	1	24	1.135	1.30	4.15
MPFA2034	2” x 3/4”	1	24	1.127	1.34	4.19
MPFA2010	2” x 1”	1	20	1.296	1.50	4.43
MPFA2011	2” x 1-1/4”	1	20	1.296	1.40	4.41
MPFA2015	2” x 1-1/2”	1	12	1.836	0.81	3.84

Tee

M EPDM
EPDM SEAL

P x P x P



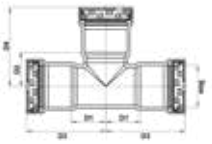

PART #	SIZE	BG	CS	WEIGHT	D1	D2	D3	D4
MPTE0012	1/2”	5	45	0.518	0.97	0.96	2.04	2.03
MPTE0034	3/4”	5	40	0.702	1.11	1.09	2.26	2.24
MPTE0100	1”	5	20	1.131	1.23	1.24	2.57	2.58
MPTE0114	1-1/4”	1	10	1.810	1.41	1.39	3.23	3.20
MPTE0112	1-1/2”	1	10	2.211	1.57	1.56	3.44	3.43
MPTE0200	2”	1	8	2.989	1.81	1.75	3.82	3.76

Carbon Steel Press M

Designed For Mechanical and Fire Sprinkler Systems

For use with Sch.5 to Sch.40 Carbon Steel Pipe

Tee XL

M FKM
FKM SEAL

P x P x P



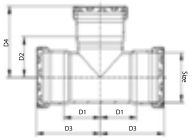

PART #	SIZE	BG	CS	WEIGHT	D1	D2	D3	D4
MPTE0212-XF	2-1/2”	1	4	3.468	2.36	2.26	4.21	4.06
MPTE0300-XF	3”	1	2	5.055	2.74	2.78	5.10	4.88
MPTE0400-XF	4”	1	1	8.142	3.58	3.43	6.46	6.50

Reducing Tee

M EPDM
EPDM SEAL

P x P x P

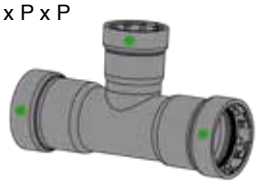



PART #	SIZE	BG	CS	WEIGHT	D1	D2	D3	D4
MPRT3412	3/4” x 3/4” x 1/2”	5	35	0.657	1.11	1.06	2.26	2.13
MPRT1112	1” x 1” x 1/2”	5	20	0.999	1.23	1.19	2.57	2.18
MPRT1134	1” x 1” x 3/4”	5	20	1.030	1.23	1.23	2.57	2.29
MPRT1412	1-1/4” x 1-1/4” x 1/2”	1	12	1.479	1.41	1.35	3.23	2.33
MPRT1434	1-1/4” x 1-1/4” x 3/4”	1	12	1.559	1.41	1.39	3.23	2.44
MPRT1410	1-1/4” x 1-1/4” x 1”	1	12	1.660	1.41	1.40	3.23	2.63
MPRT1512	1-1/2” x 1-1/2” x 1/2”	1	10	1.806	1.57	1.45	3.44	2.42
MPRT1534	1-1/2” x 1-1/2” x 3/4”	1	10	1.861	1.57	1.48	3.44	2.54
MPRT1510	1-1/2” x 1-1/2” x 1”	1	10	1.966	1.57	1.5	3.44	2.73
MPRT1511	1-1/2” x 1-1/2” x 1-1/4”	1	10	2.094	1.57	1.96	3.44	3.18
MPRT2212	2” x 2” x 1/2”	1	8	2.513	1.81	1.75	3.82	2.71
MPRT2234	2” x 2” x 3/4”	1	8	2.540	1.81	1.78	3.82	2.82
MPRT2210	2” x 2” x 1”	1	8	2.604	1.81	1.79	3.82	3.01
MPRT2211	2” x 2” x 1-1/4”	1	8	2.787	1.81	1.78	3.82	3.47
MPRT2215	2” x 2” x 1-1/2”	1	8	2.846	1.81	1.85	3.82	3.58

Reducing Tee XL

M FKM
FKM SEAL

P x P x P

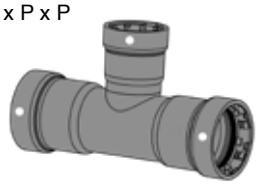

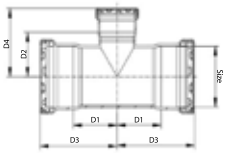

PART #	SIZE	BG	CS	WEIGHT	D1	D2	D3	D4
MPRT2515-XF	2-1/2" x 2-1/2" x 1-1/2"	1	4	3.299	2.36	2.09	4.21	3.43
MPRT2520-XF	2-1/2" x 2-1/2" x 2"	1	4	3.420	2.36	2.07	4.21	3.90
MPRT3311-XF	3" x 3" x 1-1/4"	1	2	4.340	2.36	2.19	4.21	4.06
MPRT3315-XF	3" x 3" x 1-1/2"	1	2	4.448	2.36	2.09	4.21	3.09
MPRT3320-XF	3" x 3" x 2"	1	2	4.582	2.74	2.36	5.10	3.19
MPRT3325-XF	3" x 3" x 2-1/2"	1	2	4.645	2.74	2.44	5.10	4.31
MPRT4415-XF	4" x 4" x 1-1/2"	1	1	6.798	2.74	2.34	5.10	4.35
MPRT4420-XF	4" x 4" x 2"	1	1	6.926	2.74	2.64	5.10	4.43
MPRT4425-XF	4" x 4" x 2-1/2"	1	1	6.982	3.58	2.93	6.46	4.80
MPRT4430-XF	4" x 4" x 3"	1	1	7.377	3.58	2.83	6.46	4.84
MPRT2510-XF	2-1/2" x 2-1/2" x 1"	1	4	2.967	3.58	3.13	6.46	4.92
MPRT2511-XF	2-1/2" x 2-1/2" x 1-1/4"	1	4	3.149	3.58	3.27	6.46	5.57

Female Tee

M EPDM
EPDM SEAL

P x P x FPT





PART #	SIZE	BG	CS	WEIGHT	D1	D2	D3	D4
MPFT3412	3/4” x 3/4” x 1/2”	5	35	0.615	1.11	0.87	2.26	1.71
MPFT0034	3/4” x 3/4” x 3/4”	5	35	0.659	1.11	0.91	2.26	1.75
MPFT1112	1” x 1” x 1/2”	5	20	0.963	1.23	1	2.56	1.83
MPFT1134	1” x 1” x 3/4”	5	20	0.979	1.23	1.04	2.56	1.89
MPFT1412	1-1/4” x 1-1/4” x 1/2”	1	12	1.435	1.41	1.16	3.23	2.01
MPFT1434	1-1/4” x 1-1/4” x 3/4”	1	12	1.515	1.41	1.20	3.23	2.05
MPFT1410	1-1/4” x 1-1/4” x 1”	1	12	1.691	1.41	1.36	3.23	2.28
MPFT1512	1-1/2” x 1-1/2” x 1/2”	1	10	1.781	1.57	1.26	3.44	2.11
MPFT1534	2” x 2” x 3/4”	1	8	1.799	1.81	1.59	3.82	2.44
MPFT1510	2” x 2” x 1”	1	8	1.980	1.81	1.75	3.82	2.68
MPFT1511	2” x 2” x 1-1/4”	1	8	2.097	1.81	1.65	3.82	2.66
MPFT2212	2” x 2” x 1-1/2”	1	8	2.460	1.81	1.57	3.82	2.58
MPFT2234	1-1/2” x 1-1/2” x 3/4”	1	10	2.491	1.57	1.30	3.44	2.15
MPFT2210	1-1/2” x 1-1/2” x 1”	1	10	2.657	1.57	1.46	3.44	2.38
MPFT2211	1-1/2” x 1-1/2” x 1-1/4”	1	10	2.665	1.57	1.36	3.44	2.36
MPFT2215	2” x 2” x 1/2”	1	8	2.703	1.81	1.56	3.82	2.40

Female Tee XL

M FKM
FKM SEAL

P x P x FPT



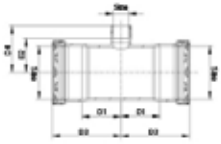

PART #	SIZE	BG	CS	WEIGHT	D1	D2	D3	D4
MPRT2534-XF	2-1/2" x 2-1/2" x 3/4	1	4	2.925	2.36	1.89	4.21	2.56
MPRT3334-XF	3" x 3" x 3/4	1	2	3.862	2.74	2.19	5.10	2.85
MPRT4434-XF	4" x 4" x 3/4	1	1	5.029	3.58	2.68	6.46	3.35

Cap

M EPDM
EPDM SEAL

P



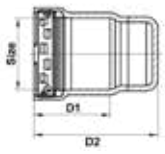

PART #	SIZE	BG	CS	WEIGHT	D1	D2
MPEC0012	1/2”	5	120	0.205	1.07	2.17
MPEC0034	3/4”	5	80	0.271	1.15	2.28
MPEC0100	1”	5	50	0.425	1.34	2.48
MPEC0114	1-1/4”	1	35	0.659	1.82	2.95
MPEC0112	1-1/2”	1	30	0.796	1.87	3.07
MPEC0200	2”	1	20	1.069	2.01	3.11

Carbon Steel Press M

Designed For Mechanical and Fire Sprinkler Systems

For use with Sch.5 to Sch.40 Carbon Steel Pipe

Cap XL

M FKM
FKM SEAL

P



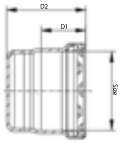

PART #	SIZE	BG	CS	WEIGHT	D1	D2
MPEC0212-XF	2-1/2”	1	8	1.213	1.79	3.19
MPEC0300-XF	3”	1	6	1.748	2.30	3.84
MPEC0400-XF	4”	1	6	2.824	3.15	4.84

Union

M EPDM
EPDM SEAL

P x P



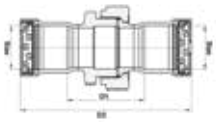

PART #	SIZE	BG	CS	WEIGHT	D1	D2
MPUN0012	1/2”	5	25	0.794	2.41	4.55
MPUN0034	3/4”	5	20	1.415	2.71	5.02
MPUN0100	1”	5	10	2.147	2.78	5.45
MPUN0114	1-1/4”	1	8	3.278	3.02	6.65
MPUN0112	1-1/2”	1	6	3.521	3.27	7.01
MPUN0200	2”	1	5	4.594	3.70	7.64

Female Union

M EPDM
EPDM SEAL

P x FPT



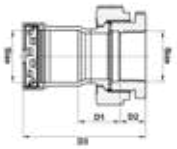

PART #	SIZE	BG	CS	WEIGHT	D1	D2	D3
MPFU0012	1/2”	5	40	0.631	1.16	0.65	2.77
MPFU0034	3/4”	5	20	1.190	1.37	0.69	3.09
MPFU0100	1”	5	10	1.788	1.34	0.79	3.33
MPFU0114	1-1/4”	1	8	2.573	1.39	0.85	3.90
MPFU0112	1-1/2”	1	8	2.595	1.59	0.81	4.11
MPFU0200	2”	1	6	3.503	2.09	0.87	4.73

Street Reducer

M EPDM
EPDM SEAL

FTG x P

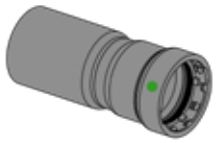

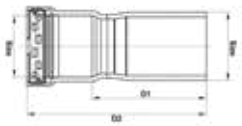

PART #	SIZE	BG	CS	WEIGHT	D1	D2
MPSR3412	3/4” x 1/2”	5	80	0.290	1.96	3.03
MPSR1012	1” x 1/2”	5	60	0.386	2.16	3.23
MPSR1034	1” x 3/4”	5	45	0.428	2.19	3.35
MPSR1110	1-1/4” x 1”	1	30	0.699	2.64	3.98
MPSR1534	1-1/2” x 3/4”	1	30	0.822	3.18	4.33
MPSR1510	1-1/2” x 1”	1	25	0.933	3.19	4.53
MPSR1511	1-1/2” x 1-1/4”	1	20	1.120	3.18	5
MPSR2010	2” x 1”	1	20	1.151	3.41	4.92
MPSR2011	2” x 1-1/4”	1	16	1.351	3.38	5.20
MPSR2015	2” x 1-1/4”	1	16	1.413	3.44	5.31

Street Reducer XL

M FKM
FKM SEAL

FTG x P



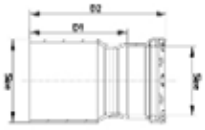

PART #	SIZE	BG	CS	WEIGHT	D1	D2
MPSR2510-XF	2-1/2" x 1	1	12	1.462	4.21	5.55
MPSR2511-XF	2-1/2" x 1-1/4	1	12	1.632	4.19	6.02
MPSR2515-XF	2-1/2" x 1-1/2	1	12	1.734	4.27	6.14
MPSR2520-XF	2-1/2" x 2	1	12	1.586	3.19	5.20
MPSR3011-XF	3" x 1-1/4	1	6	2.047	4.45	6.28
MPSR3015-XF	3" x 1-1/2	1	6	2.148	4.53	6.40
MPSR3020-XF	3" x 2	1	6	2.252	4.43	6.44
MPSR3025-XF	3" x 2-1/2	1	6	2.200	4.53	6.32
MPSR4015-XF	4" x 1-1/2	1	3	3.202	5.55	7.42
MPSR4020-XF	4" x 2	1	3	3.308	5.45	7.46
MPSR4025-XF	4" x 2-1/2	1	3	3.338	5.75	7.54
MPSR4030-XF	4" x 3	1	3	3.693	5.91	8.21

Reducing Coupling

M EPDM
EPDM SEAL

P x P



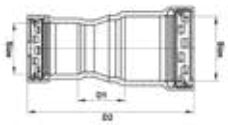

PART #	SIZE	BG	CS	WEIGHT	D1	D2
MPRC3412	3/4” x 1/2”	5	60	0.370	1.20	3.43
MPRC1012	1” x 1/2”	5	45	0.545	1.22	3.94
MPRC1034	1” x 3/4”	5	50	0.549	1.25	3.74
MPRC1134	1-1/4” x 3/4”	1	35	0.818	1.24	4.53
MPRC1110	1-1/4” x 1”	1	25	0.899	1.25	4.41
MPRC1511	1-1/2” x 1-1/4”	1	20	1.160	1.31	5
MPRC2011	2” x 1-1/4”	1	16	1.462	1.53	5.35
MPRC2015	2” x 1-1/2”	1	16	1.389	1.48	5.35

Coupling No Stop Extended

M EPDM
EPDM SEAL

P x P



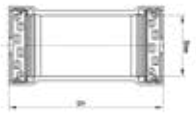

PART #	SIZE	BG	CS	WEIGHT	D1
MPXL0012	1/2”	5	70	0.375	2.70
MPXL0034	3/4”	5	55	0.481	2.90
MPXL0100	1”	5	30	0.741	3.30
MPXL0114	1-1/4”	1	20	1.113	4.30
MPXL0112	1-1/2”	1	16	1.334	4.60
MPXL0200	2”	1	14	1.733	4.80

Flange

M EPDM
EPDM SEAL

P x FLANGE



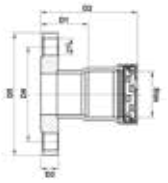

PART #	SIZE	BG	CS	WEIGHT	D1	D2	D3	D4	D5	NXL
MPFL0012	1/2”	1	20	1.129	1.37	2.28	0.46	2.36	3.54	4x0.63
MPFL0034	3/4”	1	15	1.607	1.44	2.52	0.52	2.76	3.94	4x0.63
MPFL0100	1”	1	10	2.246	1.61	2.89	0.58	3.11	4.33	4x0.63
MPFL0114	1-1/4”	1	8	2.813	1.76	3.56	0.64	3.50	4.53	4x0.63
MPFL0112	1-1/2”	1	6	3.649	1.93	3.78	0.70	3.86	4.92	4x0.63
MPFL0200	2”	1	4	5.798	1.93	3.90	0.77	4.76	5.91	4x0.75

Flange XL

M FKM
FKM SEAL

P x FLANGE



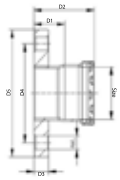

PART #	SIZE	BG	CS	WEIGHT	D1	D2	D3	D4	D5	NXL
MPAF0212-XF	2-1/2”	1	2	8.333	1.87	3.66	0.89	5.51	7.09	4x0.75
MPAF0300-XF	3”	1	2	10.009	2.07	4.37	0.96	5.98	7.48	4x0.75
MPAF0400-XF	4”	1	2	14.125	2.05	5.20	0.96	7.52	7.87	4x0.75


REMOVE AFTER PRESS

APPROVED APPLICATIONS

Types of Service	Comments	Pressure	Temperature	Compatible with		
				EPDM	FKM	HNBR
Water & Liquids						
Chilled Water	≤ 50% Ethylene Glycol / Propylene Glycol	200 PSI	See Note 1	•	•	
Hydronic Heating				•	•	
Isopropyl Alcohol	-		Ambient[3]	•	•	
Fire Sprinkler	Complaint with UL for NFPA 13, 13D and 13R	175 PSI		•	•	
Low-Pressure Steam	-	15 PSI	Up to 248˚F	•[2]	•[2]	
Fuel, Oil & Lubricants						
Mineral Oil	-	200 PSI	Ambient[3]		•	•
Lube Oil	Petroleum Based		Up to 150˚F		•	•
Propane	-	125 PSI	-40˚F to 180˚F			•[4]
Butane	-					•[4]
Natural Gas	Primarily Methane					•[4]
Heating Fuel Oil	-		Up to 100˚F		•	•
Diesel Fuel	-				•	•
Gases						
Compressed Air	Less than / Equal 25mg/m3 Oil Content	200 PSI	140˚F	•[2]	•[2]	•[2]
Compressed Air	More than / Equal 25mg/m3 Oil Content				•[2]	•[2]
Nitrogen - N2	-			•	•	•
Argon - Ar	-			•	•	•
Carbon Dioxide - CO2	Dry			•	•	•
Hydrogen - H2	-	125 PSI		•	•	•
Oxygen - O2(Non Medical)	Keep oil and fat free/non-liquid O2	140 PSI				
Vacuum	Minimum Absolute Pressure Maximum Differential Pressure	750 µm Hg 29.2" Hg	Up to 160˚F	•	•	•
Acetyle	Test Pressure 350 PSI	20 PSI	Ambient[3]	•	•	•

1. System pressure and temperature ranges depend on sealing element. Any ranges listed above will be overruled by the sealing element limits below:
2. System must contain adequate condensate drainage
3. Ambient temperatures should be taken as normal operating conditions for the applications not to exceed sealing element limitations.
4. Compliant with CSA 6.32 / ANSI LC-4.

Sealing Elements Overview:

Sealing Element		Identification	Description
EPDM Operating Temp: 0°F to 250°F		Green Dot On Fitting With Black Sealing Element	EPDM is an elastomer with a wide range of applications. It is resistant to aging, ozone, sunlight, environmental influences, chemicals, and most alkaline solutions. It is not resistant to hydrocarbon solvent solutions, oils, chlorinated hydrocarbons, turpentine, and gasoline.
FKM Operating Temp: 14°F to 284°F W/ spikes up to 356°F		White Dot On Fitting With Black Sealing Element	FKM is known for its its exceptional high temperature performance, as well excellent resistance to petroleum products and solvents. It possesses excellent resistance to aging, ozone, sunlight, environmental influences, and oils and petroleum-based additives.
HNBR Operating Temp: -40°F to 180°F		Yellow Dot on Fitting With Yellow Sealing Element	HNBR is known for its physical strength and retention of its properties after long-term exposure to heat, oil, and chemicals. It is not suitable for food contact applications and cannot be installed in drinking water applications.

TOOL & INSTALL GUIDELINES

Tools and Jaw Compatibility

Titanpress Carbon Steel Press fittings are compatible with most common black iron pipe pressing tools and jaws. Below are Common recommended tool models:

SIZE	TOOL
1/2" - 1" ONLY	Milwaukee M12™ FORCELOGIC™ w/ IPS Jaws
1/2" - 3/4"	Rems Radial Press Compact w/ Compact Jaws Ridgid RP Series Compact w/ Compact Jaws
1/2" - 2"	Milwaukee M18™ FORCE LOGIC™ Press Tool w/ Black Iron Press Jaws and Rings Milwaukee M18™ FORCE LOGIC™ Long Throw Press Tool w/ Black Iron Press Jaws and Rings Rems Radial Press Standard w/ Standard Jaws Ridgid RP Series Standard w/ Standard Jaws
2-1/2" - 4"	Milwaukee M18™ FORCE LOGIC™ Long Throw Press Tool w/ IPS XL Rings Ridgid 2-1/2" - 4" IPS Carbon Steel Press Compatible Tools

For updated and additional information regarding tools and/or jaw sets, refer to individual tool manufacturer websites and tool manuals. Be sure to follow the instructions specific to the brand of tool and jaw set being used.

Threaded Fittings Near Press Connections

To avoid torsion on press fitting, all threaded connections must be tightened before press connections are made.

Welding in Proximity of Press Connection

Installer must maintain proper welding distances from fitting. If welding adjacent to connection, weld a minimum of four inches away. If welding in line with the connection, weld a minimum of three feet away. Installer must always make sure to keep the press connection cool by using weld blanket, cool wet rag, or applying heat sink gel/spray or spot freezing. It is suggested all welds be completed before any press connections are made.

Underground Burial

Titanpress Carbon Steel fittings are approved for underground use and must be protected against corrosion in accordance with NFPA 54 section 404.8, NACE Standard RP0169-2002 section 5, 2009 UPC Chapter 6 section 609.3.1, 2009 UMC Chapter 13 section 1312.1.3, and in accordance with all local and national codes. Underground joints should be wrapped and protected in an impermeable coating system designed to protect joints from moisture, debris, corrosion and other soil stresses.

Minimum Distance Between Press Connections

PIPE DIAMETER	MINIMUM DISTANCE
1/2" - 1"	1/4" (6mm)
1-1/4" - 4"	1/2" (13mm)

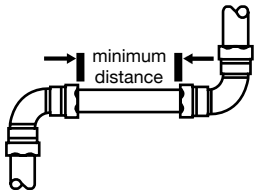

Leak Detection

Titanpress fittings are designed with SmartPress LBP (Leak Before Press) system, providing quick and easy identification of unpressed connections during a pressure test. Unpressed connections are located by pressurizing system with air or water. Test with compressed air @ 1/2 to 45 psi or water @ 15 to 85 PSI. Following a successful test, the system may be pressure tested up to 600 PSI for water and 200 PSI for air.

PIPE PREPERATION GUIDE



Pipe Finish	Prep Necessary

Clean, Bare Pipe — NO

If the pipe has no lacquer and there is no rust on the surface and the surface is smooth. No preparing is necessary.

Galvanized Steel Pipe — YES

If the surface of the galvanized pipe is uneven, then the pipe surface must be smoothed.

Pipe with Black Shellac or Lacquer — YES

If the pipe is coated with black shellac or lacquer, the coating has to be smoothed. It is not necessary to completely remove the coating.

Pipe with Rust — YES

If the pipe has no lacquer and there is a rust film on the surface, the surface has to be prepped until the rust film is removed and the pipe surface is smooth.

Epoxy Coated Pipe — NO

The epoxy coating must be reduced to allow the pipe to be inserted into the fitting. If the pipe has been coated, the maximum external diameter must not exceed the limit in the Insertion Depth table.

Please visit titanpressusa.com for latest install instructions

WARNING! Keep extermites and foreign objects away from press tool during pressing operation to prevent injury or incomplete press. Keep end of piping 4" away from the contact area of vise to prevent possible damage to the piping in the press area.

Make sure fitting sealing type is correct for job application.



1) Cut the pipe at a right angle using a displacement type cutter or fine-toothed saw.

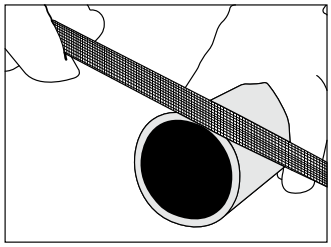

2) Remove burrs from inside & outside of piping using a file or deburr tool. **Be sure pipe end is free of sharp edges or projections to avoid damaging sealing element.**

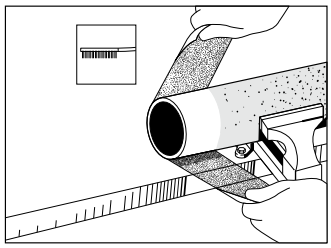

3) Sand & clean pipe OD to proper insertion in depth as needed. Be sure pipe is free of uneven surfaces & free of dirt, debris, oil, grease & rust. **Pipe surface must be smooth, and free of engravings, indentations, deformations or pipe coatings.**

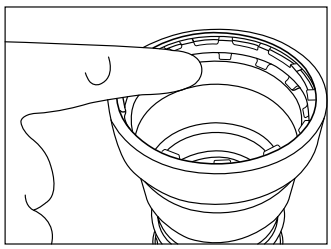

4) Visually check fitting ends to ensure seal, spacer and grip ring are in place and undamaged. Be sure that sealing ring is proper type for installed application.

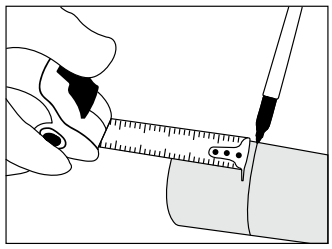

5) Measure insertion depth. Mark the proper insertion depth on the outside of the pipe. The depth marking shall be visible on the complete assembly. (See Minimum Insertion Depth Chart Below)

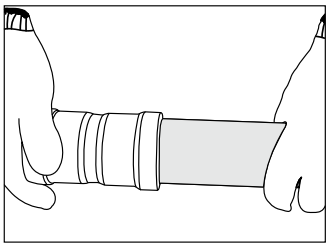

6) While turning slightly, slide fittings gently to insertion depth mark. Use care not to damage sealing elements when inserting pipe. **Damaging or dislodging seal or spacer ring while inserting pipe may result in an improper seal.**

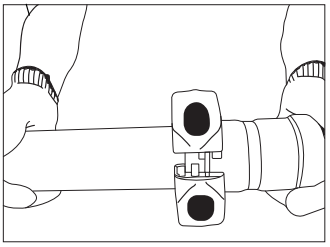

7) Select proper tool and jaw/rings and put on to fitting. See tool manufacturer's manual for proper tool instructions.

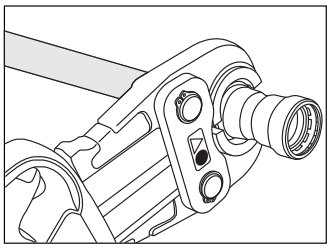

8a) For 1/2" to 1" fittings, place press jaw at a right angle over fitting bead.

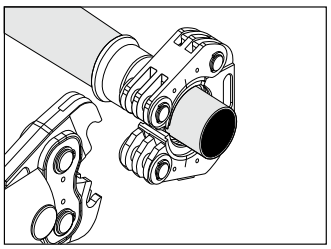

8b) For 1-1/4" - 4" fittings, place press ring/jaw at a right angle over fitting bead and check for proper engagement. Complete the pressing process per tool manufacturers instructions.

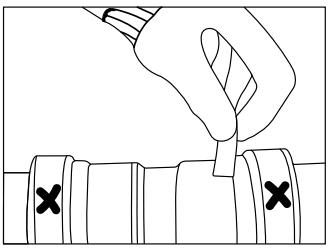

9) Remove sticker from each pressed end once crimping process is complete to verify the connection has been made. Pressed joint may also be marked with an "X" for added confirmation.

WARNING: Due to the fragile nature of internal sealing elements ring materials, extra care must be taken when inserting the fitting on to the pipe. Do not damage separator ring. **Installation not according to instructions and/or by non-professionals may void TitanPress warranty.**

WARNING: Designed to be installed by licensed plumbing and mechanical professionals who are trained with carbon steel press products and their installation. **Installation by non-professionals may void TitanPress warranty.**

CAUTION: Fittings for use with fuel gases are intended for the operating pressure 0-125 psi. Fittings for use with fuel gas system shall not be used as a grounding electrode for an electrical system.

Insertion Depth Chart (1/2" - 2")									
Insertion Depth	1/2"	3/4"	1"	1-1/4"	1-1/2"	2"	2-1/2"	3"	4"
D (in)	1-1/16"	1-3/16"	1-3/8"	1-13/16"	1-7/8"	2"	1-13/16"	2-5/16"	3-3/8"
D (mm)	27	29	34	46	48	50	46	59	80

15 YEAR LIMITED WARRANTY

Scope:

Titanpress G Carbon Steel Press Fittings
For gas & fuel/oil applications
Titanpress M Carbon Steel Press Fittings
For mechanical & fire sprinkler application

Subject to the conditions and limitations in this Limited Warranty, TitanPress warrants to end users, installers, and distributors that its TitanPress carbon steel press fittings (TitanPress Product) with application appropriate sealing element when properly installed in non-industrial and non-marine applications and under normal conditions of use shall be free from failure caused by manufacturing defects for a period of fifteen (15) years from date of installation in Approved Applications for fluids/water, oil and lubricant, and gases under specified system operating conditions. TitanPress Valves, when properly installed and under normal conditions of use, will be free of failure from manufacturing defects for a period of five (5) years from date of installation.

Under this Limited Warranty, you only have a right to a remedy if the failure or leak resulted from a manufacturing defect in the TitanPress Product and if the failure or leak occurs during the aforementioned warranty period. You will not have a right to remedy under this limited warranty and the warranty remedy will not apply when the failure, leak or any of the resulting damage is caused by (1) Item components other than those Sold or Manufactured by TitanPress, such as black iron pipe; (2) not designing, installing, inspecting, testing, or maintaining the TitanPress Product in conformity with TitanPress's installation and product instructions in effect during the time of installation and together with the other specifications and approvals applicable to the installation; (3) use of TitanPress Product under non recommended system operating parameters, improper handling and protection of the TitanPress Product before, during and after the installation, inadequate freeze protection, and exposure to environmental conditions not recommended for the application of TitanPress Product; or (4) acts of nature, such as, but not limited to, earthquakes, fire, or weather damage.

In the event of a leak or other failure of the TitanPress Product covered by this limited warranty, it is the responsibility of the end user to promptly take appropriate measures to mitigate any damage, including making timely repairs. Only if the warranty applies will TitanPress be held responsible for the remedy under this warranty. The part or parts which you claim failed should be kept and TitanPress should be contacted in writing to the address listed below or by telephoning (908) 436-1100) within seven (7) calendar days after the leak or other component failure and by identifying yourself as having a warranty claim. You should be prepared to ship, at your own expense, the TitanPress product which you claim has failed due to a manufacturing defect, document the date of the installation, and the amount of the repair or replacement if performed by you. Within a reasonable amount of time after the receiving of the claimed defective product, TitanPress will investigate the reasons for the failure, which includes the right to inspect the product at a TitanPress location and reasonable access to the site and location of damage. TitanPress will notify you in writing as to the results of its product review.

If TitanPress determines that the failure or leak was the outcome of a manufacturing defect of the TitanPress Product covered by this warranty and this warranty applies, the EXCLUSIVE AND ONLY REMEDY under this limited warranty will be the reimbursement for reasonable charges of repair or for replacement of the TitanPress Product itself. TITANPRESS SHALL NOT BE HELD LIABLE FOR ANY CONSEQUENTIAL OR OTHER DAMAGE (FOR EXAMPLE, ECONOMIC LOSS, WATER OR PROPERTY OR MOLD REMEDIATION) UNDER ANY LEGAL THEORY AND WHETHER ASSERTED BY DIRECT ACTION, FOR CONTRIBUTION OR INDEMNITY OR OTHERWISE. THE ABOVE WARRANTY IS IN LIEU OF ALL OTHER WARRANTIES, EXPRESS OR IMPLIED, INCLUDING, BUT NOT LIMITED TO, THE IMPLIED WARRANTIES OF MERCHANTABILITY AND FITNESS FOR A PARTICULAR PURPOSE OR ANY STATUTE OF LIMITATIONS RELATING TO SUCH WARRANTIES. Other than this Limited Warranty, TitanPress does not authorize any person or firm to create for it any other obligation or liability in connection with its products. This Limited Warranty gives you specific legal rights and you also may have other rights which may vary from state to state. This warranty shall be interpreted and applied under the law of the state in which the product is installed and is intended as a COMMERCIAL WARRANTY



TITANPRESS

www.titanpressusa.com

REUSS™



REUSS & BALDOR

Faucet Collection

REUSS™

Swiss Inspired.

The quintessential Reuss River flows majestically past breathtaking gorges, ancient archways, awesome mountain peaks to tranquil blue lakes.

Its journey along picturesque bridges, damns, castles and subtle waters create the scenes that inspire the curves, lines and elegance of the

Reuss Faucet Collection







BALDOR™



A faucet and fixture collection that combines timeless elegance with exceptional functionality and performance.

Pages 40-64

BALDOR™ PRO BUILD



A collection of beautifully designed solutions for every project. Ideal for single-family homes, multi-family developments and commercial properties.

Pages 54-57

Kapellbrücke Pedestrian Bridge over the Reuss River, Lucerne, Switzerland

Tavo Series

Contemporary arches over clean lines lend to simplistic elegance



Eisenbahnbrücke Railroad Bridge over the Reuss River, Bremgarten, Aargau, Switzerland



Rivo Series

Retro elements revived through a modern architectural decor



Reusssteg Pedestrian Bridge over the Reuss River, Seedorf-Flüelen, Canton Uri, Switzerland



Axio Series

Squared edges meet sharp angles creating urban sophistication



Spreuerbrücke Bridge Dam on the Reuss River Lucerne, Switzerland



Fina Series

Subtle curves combine a touch of calming finesse to a modern design



Rooter Bogenbrücke Bridge over the Reuss River, Root, Canton Lucerne, Switzerland





Tavo



RTV-K66C Chrome

REUSS™

RTV-K66SB Satin Brass



C - Chrome



S - Stainless Steel



MB - Matte Black



SB - Satin Brass

REUSS™





RTV-K66MB Matte Black

REUSS™



RTV-K66C Chrome



Tavo Single Handle Rubber Spout Kitchen Faucet

2 Function Flexible Hose Spout
360° Swivel Rotation Spout
Ceramic Cartridge
Integrated Supply Lines
Optional Deck Plate Included
Neoperl Aerator

LIFETIME WARRANTY · COMPLIES WITH NSF-61 · LEAD FREE · ADA Compliant

1 Hole 3 Hole



Finish	PART #
Chrome	**RTV-K66C**
Stainless Steel	**RTV-K66S**
Matte Black	**RTV-K66MB**
Satin Brass	**RTV-K66SB**

Dimensions

Overall Height: 19-9/32"
Spout Height: 6-7/8"
Spout Reach: 8"

REUSS™





RTV-K60S Stainless Steel



RTV-K60C Chrome



C - Chrome



S - Stainless Steel



MB - Matte Black



SB - Satin Brass



Tavo Single Handle Spring Neck Kitchen Faucet

2 Function Pull Down Sprayer
360° Swivel Rotation Spout
Ceramic Cartridge
Integrated Supply Lines
Optional Deck Plate Included
Neoperl Aerator

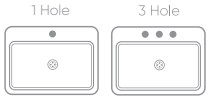

Finish	PART #
Chrome	**RTV-K60C**
Stainless Steel	**RTV-K60S**
Matte Black	**RTV-K60MB**
Satin Brass	**RTV-K60SB**

Dimensions

Overall Height: 20-7/8"
Spout Height: 6-1/2"
Spout Reach: 7-13/16"

REUSS™

RTV-K50S Stainless Steel



C - Chrome | **S** - Stainless Steel | **MB** - Matte Black | **SB** - Satin Brass

REUSS™



RTV-K50MB Matte Black



Tavo Single Handle Kitchen Faucet

360° Swivel Rotation Spout
Ceramic Cartridge
Integrated Supply Lines
Optional Deck Plate Included
Neoperl Aerator

LIMITED LIFETIME WARRANTY · COMPLIES WITH NSF-61 · LEAD FREE · ADA Compliant

1 Hole 3 Hole

Finish	PART #
Chrome	**RTV-K10C**
Stainless Steel	**RTV-K10S**
Matte Black	**RTV-K10MB**
Satin Brass	**RTV-K10SB**

Dimensions

Overall Height: 16-1/4"
Spout Height: 11-15/16"
Spout Reach: 8-13/16"



Tavo Single Handle Pull Down Kitchen Faucet

2 Function Pull Down Sprayer
360° Swivel Rotation Spout
Ceramic Cartridge
Integrated Supply Lines
Optional Deck Plate Included
Neoperl Aerator

LIMITED LIFETIME WARRANTY · COMPLIES WITH NSF-61 · LEAD FREE · ADA Compliant

1 Hole 3 Hole

Finish	PART #
Chrome	**RTV-K50C**
Stainless Steel	**RTV-K50S**
Matte Black	**RTV-K50MB**
Satin Brass	**RTV-K50SB**

Dimensions

Overall Height: 15-15/32"
Spout Height: 7"
Spout Reach: 8-63/64"

REUSS™ Tavo | Kitchen
Two Handle

RTV-H10S Stainless Steel



C - Chrome



S - Stainless Steel



MB - Matte Black



SB - Satin Brass

REUSS



RTV-H10SB Satin Brass



Tavo Two Handle Kitchen Faucet

360° Swivel Rotation Spout
Ceramic Cartridge
Integrated Supply Lines
Optional Deck Plate Included
Neoperl Aerator

LIFETIME WARRANTY · COMPLIES WITH NSF-61 · LEAD FREE · ADA Compliant

1 Hole 3 Hole

Finish	PART #
Chrome	**RTV-H10C**
Stainless Steel	**RTV-H10S**
Matte Black	**RTV-H10MB**
Satin Brass	**RTV-H10SB**

Dimensions

Overall Height: 15-1/4"
Spout Height: 10-1/8"
Spout Reach: 9"



Tavo Two Handle Pull Down Kitchen Faucet

2 Function Pull Down Sprayer
360° Swivel Rotation Spout
Ceramic Cartridge
Integrated Supply Lines
Optional Deck Plate Included
Neoperl Aerator

LIFETIME WARRANTY · COMPLIES WITH NSF-61 · LEAD FREE · ADA Compliant

1 Hole 3 Hole

Finish	PART #
Chrome	**RTV-H50C**
Stainless Steel	**RTV-H50S**
Matte Black	**RTV-H50MB**
Satin Brass	**RTV-H50SB**

Dimensions

Overall Height: 15-13/16"
Spout Height: 8"
Spout Reach: 8"

REUSS™

RTV-H53S Stainless Steel



C - Chrome



S - Stainless Steel



MB - Matte Black



SB - Satin Brass



RTV-H12SB Satin Brass



Tavo Two Handle Kitchen Faucet

360° Swivel Rotation Spout
Ceramic Cartridge
Integrated Supply Lines
Optional Deck Plate Included
Neoperl Aerator
Optional Metal Side Sprayer



1 Hole 3 Hole



LIMITED LIFETIME WARRANTY · COMPLIES WITH NSF-61 · LEAD FREE · ADA Compliant

Finish	PART #	w/ SPRAY PART #
Chrome	**RTV-H12C**	**RTV-H13C**
Stainless Steel	**RTV-H12S**	**RTV-H13S**
Matte Black	**RTV-H12MB**	**RTV-H13MB**
Satin Brass	**RTV-H12SB**	**RTV-H13SB**

Dimensions

Overall Height: 14-3/4"
Spout Height: 11-7/32"
Spout Reach: 8-11/16"



Tavo Two Handle Pull Out Kitchen Faucet

2 Function Pull Out Sprayer
360° Swivel Rotation Spout
Ceramic Cartridge
Integrated Supply Lines
Optional Deck Plate Included
Neoperl Aerator

1 Hole 3 Hole



LIMITED LIFETIME WARRANTY · COMPLIES WITH NSF-61 · LEAD FREE · ADA Compliant

Finish	PART #
Chrome	**RTV-H53C**
Stainless Steel	**RTV-H53S**
Matte Black	**RTV-H53MB**
Satin Brass	**RTV-H53SB**

Dimensions

Overall Height: 13"
Spout Height: 11-9/32"
Spout Reach: 8-5/32"

Rivo



RRV-K50MBSB Matte Black & Satin Brass







MBS - Matte Black & Stainless Steel



MBSB - Matte Black & Satin Brass



Rivo Single Handle Round Spout Kitchen Faucet

2 Function Pull Down Sprayer
360° Swivel Rotation Spout
Stylish Etched Trim, Handle and Pull Down
Ceramic Cartridge
Integrated Supply Lines
Optional Deck Plate
Neoperl Aerator

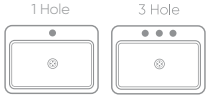

Finish	PART #
Matte Black & Stainless Steel	RRV-K50MBSS
Matte Black & Satin Brass	RRV-K50MBSB

Speical Order Upon Request

Chrome	RRV-K50C
Stainless Steel	RRV-K50SS
Matte Black	RRV-K50MB
Satin Brass	RRV-K50SB

Dimensions
Overall Height: 17-3/8"
Spout Height: 8-11/16""
Spout Reach: 7-7/8"



Rivo Single Handle Square Spout Kitchen Faucet

2 Function Pull Down Sprayer
360° Swivel Rotation Spout
Stylish Etched Trim, Handle and Pull Down
Ceramic Cartridge
Integrated Supply Lines
Optional Deck Plate
Neoperl Aerator

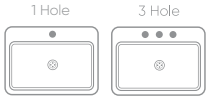

Finish	PART #
Matte Black & Stainless Steel	RRV-K52MBSS
Matte Black & Satin Brass	RRV-K52MBSB

Speical Order Upon Request

Chrome	RRV-K52C
Stainless Steel	RRV-K52SS
Matte Black	RRV-K52MB
Satin Brass	RRV-K52SB

Dimensions
Overall Height: 16-1/8"
Spout Height: 9-3/4"
Spout Reach: 7-21/32"

Accessory Faucets



RTV-L40MB Matte Black



Tavo Pot Filler

Single Hole Wall Mount
Ceramic Cartridge
Hot & Cold Faucet
Brass Body and Handles
Double Handle

LIMITED LIFETIME WARRANTY · COMPLIES WITH NSF-61 · LEAD FREE

Finish	PART #
Chrome	**RTV-L40C**
Stainless Steel	**RTV-L40S**
Matte Black	**RTV-L40MB**
Satin Brass	**RTV-L40SB**



Tavo Drinking Water Faucet

For Under Sink Water Filters
A Safe Channel for Freshly Filtered Water
100% Lead-Free
Easy and Leak-Free Installation

LIMITED LIFETIME WARRANTY · COMPLIES WITH NSF-61 · LEAD FREE · ADA Compliant

Finish	PART #
Chrome	**RTV-L30C**
Stainless Steel	**RTV-L30S**
Matte Black	**RTV-L30MB**
Satin Brass	**RTV-L30SB**



Tavo Bar Faucet

360° Swivel Rotation Spout
Ceramic Cartridge
Integrated Supply Lines
Optional Deck Plate Included
Neoperl Aerator

LIMITED LIFETIME WARRANTY · COMPLIES WITH NSF-61 · LEAD FREE · ADA Compliant

Finish	PART #	Dimensions
Chrome	**RTV-L20C**	Overall Height: 11-3/16"
Stainless Steel	**RTV-L20S**	Spout Height: 7-13/16"
Matte Black	**RTV-L20MB**	Spout Reach: 5-3/8"
Satin Brass	**RTV-L20SB**	

Accessories





Decorative Soap Dispenser

Stainless Steel
Fits 1" to 1.4" inch Hole
Refill From The Top
Coordinate with Reuss Kitchen Faucets
Multiple Use - Soap or Lotion

Finish	PART #
Chrome	**SD-10C**
Stainless Steel	**SD-10S**
Matte Black	**SD-10MB**
Satin Brass	**SD-10SB**



Decorative Sink Hole Covers

Fits 1" to 1.4" inch Hole
Snap In Design
Coordinate with Reuss Kitchen Faucets

Finish	PART #
Chrome	**HC-S10C**
Stainless Steel	**HC-S10S**
Matte Black	**HC-S10MB**
Satin Brass	**HC-S10SB**



Decorative Strainers

Stainless Steel Deep Duo Basket Strainer
Snaplock Basket Brass Lock & Slip Nut
Replacement Basket Available

Finish	PART #	BASKET PART #
Stainless Steel	**7532**	**7532IN**
White	**7532W**	**7532INW**
Matte Black	**7532MB**	**7532INMB**
Satin Brass	**7532SB**	**7532INSB**

Tavo



RTV-V13C Chrome



C - Chrome



N - Brushed Nickel



MB - Matte Black



BG - Brushed Gold



Tavo Single Handle Bathroom Faucet

Easy Install - Integrated Supply Lines
Ceramic Disc Cartridge with Temperature Limit Cap
Optional Deck Plate for 3 Hole Installation (Included)
Available Push-Up Drain (Not Included)

LIFETIME WARRANTY · COMPLIES WITH NSF-61 · LEAD FREE · ADA Compliant · WaterSense

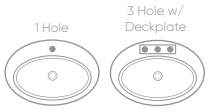

Finish	PART #
Chrome	**RTV-V10C**
Brushed Nickel	**RTV-V10N**
Matte Black	**RTV-V10MB**
Brushed Gold	**RTV-V10BG**

Dimensions

Overall Height: 6-1/16"
Spout Height: 3-3/4"
Spout Reach: 7-1/8"

For matching push-up drain use **DPC-M** Series



Tavo Single Handle Vessel Bathroom Faucet

Easy Install - Integrated Supply Lines
Ceramic Disc Cartridge with Temperature Limit Cap
Available Push-Up Drain (Not Included)

1 Hole

Finish	PART #
Chrome	**RTV-V13C**
Brushed Nickel	**RTV-V13N**
Matte Black	**RTV-V13MB**
Brushed Gold	**RTV-V13BG**

Dimensions

Overall Height: 14"
Spout Height: 9-3/4"
Spout Reach: 7-1/8"

For matching push-up drain use **DPC-M** Series



Tavo Two Handle Bathroom Faucet

3-Hole 4" Installation
Ceramic Disc Cartridge
Available Push-Up Drain (Not Included)

3 Hole

Finish	PART #
Chrome	**RTV-B10C**
Brushed Nickel	**RTV-B10N**
Matte Black	**RTV-B10MB**
Brushed Gold	**RTV-B10BG**

Dimensions

Overall Height: 8"
Spout Height: 5"
Spout Reach: 4"

For matching push-up drain use **DPC-M** Series



Tavo Two Handle Widespread Bathroom Faucet

3-Hole 4" to 16" Widespread Installation
Ceramic Disc Cartridge
Easy-install mounting nut
Available Push-Up Drain (Not Included)

3 Hole

Finish	PART #
Chrome	**RTV-B80C**
Brushed Nickel	**RTV-B80N**
Matte Black	**RTV-B80MB**
Brushed Gold	**RTV-B80BG**

Dimensions

Overall Height: 8"
Spout Height: 5-15/16"
Spout Reach: 4"

For matching push-up drain use **DPC-M** Series

REUSS™

RTV-S20C Chrome



C - Chrome

N - Brushed Nickel

MB - Matte Black

BG - Brushed Gold



Tavo Shower Trim

Single Function 6" Rain Showerhead
Shower Arm Flange
Available Shower Valves (Not Included)

Finish	PART #
Chrome	**RTV-S20C**
Brushed Nickel	**RTV-S20N**
Matte Black	**RTV-S20MB**
Brushed Gold	**RTV-S20BG**

Dimensions

Head Diameter: 5-15/16"
Arm Reach: 8-5/8"

For use w/ shower valve **SV-T10** or **SV-T11** Series



Tavo Shower and Tub Trim

Single Function 6" Rain Showerhead
Shower Arm Flange
Combo 1/2" IPS/Slip-On Diverter Tub Spout w/ Escutcheon
Available Shower Valves (Not Included)

Finish	PART #
Chrome	**RTV-S30C**
Brushed Nickel	**RTV-S30N**
Matte Black	**RTV-S30MB**
Brushed Gold	**RTV-S30BG**

Dimensions

Head Diameter: 5-15/16"
Arm Reach: 8-5/8"
Tub Spout: 7-3/8"

For use w/ shower valve **SV-T10** or **SV-T11** Series



Tavo Tub Filler Bathtub Faucet

Lever Handle
Solid brass body
Stainless Steel Support Column & Base
Brass hand shower and 59" stainless steel hose
Neoperl aerator

Finish	PART #
Chrome	**RTV-T50C**
Brushed Nickel	**RTV-T50N**
Matte Black	**RTV-T50MB**

Dimensions

Overall Height: 43-5/16"
Spout Reach: 8- 21/32"
Lever Height: 28-1/8"

Speical Order Upon Request

Brushed Gold	**RTV-T50BG**

Axio



RAX-V10MB Matte Black



C - Chrome



N - Brushed Nickel



MB - Matte Black



BG - Brushed Gold



Axio Single Handle Bathroom Faucet

Easy Install - Integrated Supply Lines
Ceramic Disc Cartridge
Available Deck Plate for 3 Hole Installation (Not Included)
Available Push-Up Drain (Not Included)

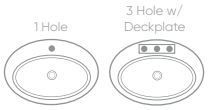

Finish	PART #
Chrome	**RAX-V10C**
Brushed Nickel	**RAX-V10N**
Matte Black	**RAX-V10MB**
Brushed Gold	**RAX-V10BG**

Dimensions

Overall Height: 6"
Spout Height: 4"
Spout Reach: 5-5/8"

For matching push-up drain use **DPC-M** Series

For matching Deckplate use **DP-RAX10** Series



Axio Single Side Handle Bathroom Faucet

Easy Install - Integrated Supply Lines
Ceramic Disc Cartridge
Available Deck Plate for 3 Hole Installation (Not Included)
Available Push-Up Drain (Not Included)

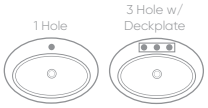

Finish	PART #
Chrome	**RAX-V14C**
Brushed Nickel	**RAX-V14N**
Matte Black	**RAX-V14MB**
Brushed Gold	**RAX-V14BG**

Dimensions

Overall Height: 6-3/4"
Spout Height: 6"
Spout Reach: 4-7/8"

For matching push-up drain use **DPC-M** Series

For matching Deckplate use **DP-RAX10** Series



Axio Single Handle Bathroom Faucet Curved Spout

Easy Install - Integrated Supply Lines
Ceramic Disc Cartridge
Available Deck Plate for 3 Hole Installation (Not Included)
Available Push-Up Drain (Not Included)

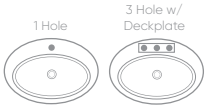

Finish	PART #
Chrome	**RAX-V11C**
Brushed Nickel	**RAX-V11N**
Matte Black	**RAX-V11MB**
Brushed Gold	**RAX-V11BG**

Dimensions

Overall Height: 5-3/4"
Spout Height: 2-5/8"
Spout Reach: 4-3/8"

For matching push-up drain use **DPC-M** Series

For matching Deckplate use **DP-RTV10** Series



RAX-V40C Chrome



Axio Single Handle Waterfal Bathroom Faucet

Easy Install - Integrated Supply Lines
Ceramic Disc Cartridge
Available Deck Plate for 3 Hole Installation (Not Included)
Available Push-Up Drain (Not Included)

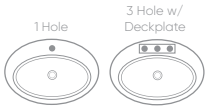

Finish	PART #
Chrome	**RAX-V40C**
Brushed Nickel	**RAX-V40N**
Matte Black	**RAX-V40MB**
Brushed Gold	**RAX-V40BG**

Dimensions

Overall Height: 6"
Spout Height: 3-3/4"
Spout Reach: 4-1/2"

For matching push-up drain use **DPC-M** Series



Axio Two Handle Widespread Bathroom Faucet

3-Hole 4" to 16" Widespread Installation
Ceramic Disc Cartridge
Easy-install mounting nut
Available Push-Up Drain (Not Included)



Finish	PART #
Chrome	**RAX-B80C**
Brushed Nickel	**RAX-B80N**
Matte Black	**RAX-B80MB**
Brushed Gold	**RAX-B80BG**

Dimensions

Overall Height: 5-13/16"
Spout Height: 5"
Spout Reach: 6-5/8"

For matching push-up drain use **DPC-M** Series

REUSS™



RAX-S20C Chrome



Axio Shower Trim

Metal Lever Handle
Single Function 6" Square Showerhead
8-7/8" L Shape Shower Arm And Shower Arm Flange
Available Shower Valves (Not Included)

Finish	PART #
Chrome	**RAX-S20C**
Brushed Nickel	**RAX-S20N**
Matte Black	**RAX-S20MB**
Brushed Gold	**RAX-S20BG**

Dimensions

Head Diameter: 6"
Arm Reach: 10-7/8""

For use w/ shower valve **SV-T10** or **SV-T11** Series



Axio Shower and Tub Trim

Metal Lever Handle
Single Function 6" Square Showerhead
8-7/8" L Shape Shower Arm And Shower Arm Flange
Combo 1/2" IPS/Slip-On Diverter Tub Spout With Escutcheon
Available Shower Valves (Not Included)

Finish	PART #
Chrome	**RAX-S30C**
Brushed Nickel	**RAX-S30N**
Matte Black	**RAX-S30MB**
Brushed Gold	**RAX-S30BG**

Dimensions

Head Diameter: 6"
Arm Reach: 10-7/8""
Tub Spout: 6-1/8"

For use w/ shower valve **SV-T10** or **SV-T11** Series

Fina



RFN-V10MB Matte Black



C - Chrome



N - Brushed Nickel



MB - Matte Black



Fina Single Handle Bathroom Faucet

Slim Design Metal Handle
Easy Install - Integrated Supply Lines
Ceramic Disc Cartridge
Available Push-Up Drain (Not Included)
Fits 1-3/8" Minumum Diameter Hole

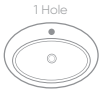

Finish	PART #
Chrome	**RFN-V10C**
Brushed Nickel	**RFN-V10N**
Matte Black	**RFN-V10MB**

Dimensions

Overall Height: 7-7/8"
Spout Height: 4-1/8"
Spout Reach: 5-1/8"

For matching push-up drain use **DPC-M** Series



Fina Two Handle Bathroom Faucet

Slim Design Metal Handles
3 Hole 4" Installation
Ceramic Disc Cartridge
Available Push-Up Drain (Not Included)



Finish	PART #
Chrome	**RFN-B10C**
Brushed Nickel	**RFN-B10N**
Matte Black	**RFN-B10MB**

Dimensions

Overall Height: 9-3/16"
Spout Height: 6-1/16"
Spout Reach: 4-3/4"

For matching push-up drain use **DPC-M** Series



Fina Two Handle Widespread Bathroom Faucet

Slim Design Metal Handles
3-Hole 4" to 16" Widespread Installation
Ceramic Disc Cartridge
Available Push-Up Drain (Not Included)



Finish	PART #
Chrome	**RFN-B80C**
Brushed Nickel	**RFN-B80N**
Matte Black	**RFN-B80MB**

Dimensions

Overall Height: 8-1/4"
Spout Height: 4-11/16"
Spout Reach: 4-13/16"

For matching push-up drain use **DPC-M** Series

Altura





RAL-V12MBN Matte Black & Brushed Nickel



MBN - Matte Black & Brushed Nickel



MBMG - Matte Black & Modern Gold



C - Chrome



N - Brushed Nickel



MB - Matte Black



BG - Modern Gold





Altura Loop Handle Bathroom Faucet

Easy Install - Integrated Supply Lines
Ceramic Disc Cartridge
Solid brass construction
Neoperl aerator
Deck Plate Included for 3 Hole Installation
Available Push-Up Drain (Not Included)



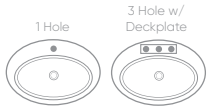

Finish	PART #
Chrome	**RAL-V12C**
Brushed Nickel	**RAL-V12N**
Matte Black	**RAL-V12MB**
Modern Gold	**RAL-V12BG**

Finish	PART #
Matte Black & Brushed Nickel	**RAL-V12MBN**
Matte Black & Modern Gold	**RAL-V12MBMG**

Dimensions

Overall Height: 6-3/4"
Spout Height: 4-1/8"
Spout Reach: 5-1/16"

For matching push-up drain use **DPC-M** Series



Altura Solid Handle Bathroom Faucet

Easy Install - Integrated Supply Lines
Ceramic Disc Cartridge
Solid brass construction
Neoperl aerator
Deck Plate Included for 3 Hole Installation
Available Push-Up Drain (Not Included)



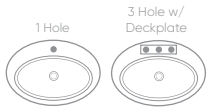

Finish	PART #
Chrome	**RAL-V10C**
Brushed Nickel	**RAL-V10N**
Matte Black	**RAL-V10MB**
Modern Gold	**RAL-V10MG**

Special Order Available Upon Request

Dimensions

Overall Height: 6-3/4"
Spout Height: 4-1/8"
Spout Reach: 5-1/16"

For matching push-up drain use **DPC-M** Series





Decorative One Touch Drain

Oversized Cap Style
Available With & Without Overflow

Finish	W/ OVERFLOW PART #	NO OVERFLOW PART #
Chrome	**DPC-M11C**	**DPC-M10C**
Brushed Nickel	**DPC-M11N**	**DPC-M10N**
Matte Black	**DPC-M11MB**	**DPC-M10MB**
Brushed Gold	**DPC-M11BG**	**DPC-M10BG**
Modern Gold	**DPC-M11MG**	**DPC-M10MG**



Decorative Rectangle Deckplate

Finish	FAUCET SUPPLY PART #
Chrome	**DP-RAX10C**
Brushed Nickel	**DP-RAX10N**
Matte Black	**DP-RAX10MB**
Brushed Gold	**DP-RAX10BG**

For use with
Axio
RAX-V10 Series
RAX-V14 Series
RAX-V40 Series



Decorative Oval Deckplate

Finish	PART #
Chrome	**DP-RTV10C**
Brushed Nickel	**DP-RTV10N**
Matte Black	**DP-RTV10MB**
Brushed Gold	**DP-RTV10BG**

For use with
Tavo
RTV-V10 Series
Axio
RAX-V11 Series

Decorative Drains & Traps



Decorative One Touch Drain

17 Gauge
Available With & Without Overflow

Finish	NO OVERFLOW PART #	W/ OVERFLOW PART #
Chrome	**30-05C**	**30-06C**
Brushed Nickel	**30-05N**	**30-06N**
Matte Black	**30-05MB**	**30-06MB**
Satin Brass	**30-05SB**	**30-06SB**
Polished Brass	**30-05PB**	
Oil Rubbed Bronze	**30-050RB**	



Decorative Grid Drain

Grid Strainer
With Overflow

Finish	STRAIGHT PART #
Chrome	**30-02C**
Brushed Nickel	**30-02N**
Matte Black	**30-02MB**
Brushed Gold	**30-02BG**



Tavo Decorative Euro Bottle Style P Traps

Modern and Contemporary Bottle Design
Solid Brass and Stainless Steel Construction
Rust and Corrosion Resistant
Threaded Direct Connect Included

Finish	PART #
Chrome	**12717-C**
Brushed Nickel	**12717-N**
Matte Black	**12717-MB**
Brushed Gold	**12717-BG**



Axio Decorative Square Style P Traps

Modern and Contemporary Square Design
Solid Brass and Stainless Steel Construction
Rust and Corrosion Resistant
Threaded Direct Connect Included

Finish	PART #
Chrome	**12718-C**
Brushed Nickel	**12718-N**
Matte Black	**12718-MB**
Brushed Gold	**12718-BG**



Decorative P Traps

17 Gauge 1-1/4"
Available With & Without Cleanout

Finish	PART #	W/ CLEANOUT PART #
Chrome	**12714-S**	**12715-S**
Brushed Nickel	**12714N-S**	**12715N-S**
Matte Black	**12714MB-S**	**12715MB-S**
Brushed Gold	**12714BG-S**	**12715BG-S**



Decorative Slip Joint Connector

17 Gauge
1-1/4" x 12"

Finish	PART #
Chrome	**62412C**
Brushed Nickel	**62412N**
Matte Black	**62412MB**
Brushed Gold	**62412BG**

Decorative Stops & Risers



Available Handle Styles

Contemporary

Cross



Decorative Escutcheons

5/8" OD Shallow Design

Finish	PART #
Brushed Nickel	**E-03158N**
Matte Black	**E-03158MB**
Brushed Gold	**E-03158BG**

1/2" IPS Shallow Design

Brushed Nickel	**E-03112N**
Matte Black	**E-03112MB**
Brushed Gold	**E-03112BG**

5/8" OD Deep Bell Design

Brushed Nickel	**E-04158N**
Matte Black	**E-04158MB**
Brushed Gold	**E-04158BG**

1/2" IPS Deep Bell Design

Brushed Nickel	**E-04112N**
Matte Black	**E-04112MB**
Brushed Gold	**E-04112BG**



Decorative Faucet Supply Risers

Conical bullnose for faucet installation
Cuttable for precise fit

LEAD FREE

Finish	PART #
Chrome	**27520**
Brushed Nickel	**27520N**
Matte Black	**27520MB**
Brushed Gold	**27520BG**



Decorative Tank Supply Risers

Heavy duty rubber nosepiece
Cuttable for precise fit

LEAD FREE

Finish	PART #
Chrome	**27820**
Brushed Nickel	**27820N**
Matte Black	**27820MB**
Brushed Gold	**27820BG**



Decorative Faucet Supply

Braided 1/2" IPS X 3/8 COMP

LEAD FREE

Finish	PART #	Length
Matte Black	**27112MB**	12"
Matte Black	**27120MB**	20"



Decorative Tank Supply

Braided 3/8 COMP X 7/8" BC Plastic Nut

LEAD FREE

Finish	PART #	Length
Matte Black	**27412MB**	12"
Matte Black	**27420MB**	20"



Contemporary Angle Stops

1/2 FIP X 3/8 OD Comp
1/4 Turn

Finish	PART #
Chrome	**RDT-81112C**
Brushed Nickel	**RDT-81112N**
Matte Black	**RDT-81112MB**
Brushed Gold	**RDT-81112BG**

5/8 Comp X 3/8 OD Comp
1/4 Turn

Finish	PART #
Chrome	**RDT-81358C**
Brushed Nickel	**RDT-81358N**
Matte Black	**RDT-81358MB**
Brushed Gold	**RDT-81358BG**



Contemporary Straight Stops

1/2 FIP X 3/8 OD Comp
1/4 Turn

Finish	PART #
Chrome	**RDT-82112C**
Brushed Nickel	**RDT-82112N**
Matte Black	**RDT-82112MB**
Brushed Gold	**RDT-82112BG**

5/8 Comp X 3/8 OD Comp
1/4 Turn

Finish	PART #
Chrome	**RDT-82358C**
Brushed Nickel	**RDT-82358N**
Matte Black	**RDT-82358MB**
Brushed Gold	**RDT-82358BG**



Contemporary Extension Stops

Angle 1/2 SWEAT X 3/8 OD COMP
1/4 Turn with 5" Extension

Finish	PART #
Chrome	**RDT-83212C**
Brushed Nickel	**RDT-83212N**
Matte Black	**RDT-83212MB**
Brushed Gold	**RDT-83212BG**

Straight 1/2 SWEAT X 3/8 OD COMP
1/4 Turn with 5" Extension

Finish	PART #
Chrome	**RDT-84212C**
Brushed Nickel	**RDT-84212N**
Matte Black	**RDT-84212MB**
Brushed Gold	**RDT-84212BG**



Cross Handle Angle Stops

1/2 FIP X 3/8 OD Comp
1/4 Turn

Finish	PART #
Chrome	**RDX-81112C**
Brushed Nickel	**RDX-81112N**
Matte Black	**RDX-81112MB**
Brushed Gold	**RDX-81112BG**

5/8 Comp X 3/8 OD Comp
1/4 Turn

Finish	PART #
Chrome	**RDX-81358C**
Brushed Nickel	**RDX-81358N**
Matte Black	**RDX-81358MB**
Brushed Gold	**RDX-81358BG**



Cross Handle Straight Stops

1/2 FIP X 3/8 OD Comp
1/4 Turn

Finish	PART #
Chrome	**RDX-82112C**
Brushed Nickel	**RDX-82112N**
Matte Black	**RDX-82112MB**
Brushed Gold	**RDX-82112BG**

5/8 Comp X 3/8 OD Comp
1/4 Turn

Finish	PART #
Chrome	**RDX-82358C**
Brushed Nickel	**RDX-82358N**
Matte Black	**RDX-82358MB**
Brushed Gold	**RDX-82358BG**



Cross Handle Extension Stops

Angle 1/2 SWEAT X 3/8 OD COMP
1/4 Turn with 5" Extension

Finish	PART #
Chrome	**RDX-83212C**
Brushed Nickel	**RDX-83212N**
Matte Black	**RDX-83212MB**
Brushed Gold	**RDX-83212BG**

Straight 1/2 SWEAT X 3/8 OD COMP
1/4 Turn with 5" Extension

Finish	PART #
Chrome	**RDX-84212C**
Brushed Nickel	**RDX-84212N**
Matte Black	**RDX-84212MB**
Brushed Gold	**RDX-84212BG**

Tavo Bathroom Accessories



Tavo Robe hook

Stainless Steel

Finish	PART #
Chrome	RTV-2RHC
Brushed Nickel	RTV-2RHN
Matte Black	RTV-2RHMB
Brushed Gold	RTV-2RHBG



Tavo Double Robe hook

Stainless Steel

Finish	PART #
Chrome	RTV-2DRHC
Brushed Nickel	RTV-2DRHN
Matte Black	RTV-2DRHMB
Brushed Gold	RTV-2DRHBG



Tavo Soap Holder

Stainless Steel

Finish	PART #
Chrome	RTV-2SHWC
Brushed Nickel	RTV-2SHWN
Matte Black	RTV-2SHWMB
Brushed Gold	RTV-2SHWBG



Tavo Towel Ring

Stainless Steel

Finish	PART #
Chrome	RTV-2TRC
Brushed Nickel	RTV-2TRN
Matte Black	RTV-2TRMB
Brushed Gold	RTV-2TRBG



Tavo 18 Inch Towel Bar

Stainless Steel

Finish	PART #
Chrome	RTV-2T18C
Brushed Nickel	RTV-2T18N
Matte Black	RTV-2T18MB
Brushed Gold	RTV-2T18BG



Tavo 24 Inch Towel Bar

Stainless Steel

Finish	PART #
Chrome	RTV-2T24C
Brushed Nickel	RTV-2T24N
Matte Black	RTV-2T24MB
Brushed Gold	RTV-2T24BG



Tavo Towel Holder

Stainless Steel

Finish	PART #
Chrome	RTV-2THC
Brushed Nickel	RTV-2THN
Matte Black	RTV-2THMB
Brushed Gold	RTV-2THBG



Tavo Tumbler Holder

Stainless Steel

Finish	PART #
Chrome	RTV-2TBHC
Brushed Nickel	RTV-2TBHN
Matte Black	RTV-2TBHMB
Brushed Gold	RTV-2TBHBG



Tavo Multi Towel Holder

Stainless Steel

Finish	PART #
Chrome	RAX-2TBSC
Brushed Nickel	RAX-2TBSN
Matte Black	RAX-2TBSMB
Brushed Gold	RAX-2TBSBG



Tavo Paper Holder

Stainless Steel

Finish	PART #
Chrome	RTV-2PHC
Brushed Nickel	RTV-2PHN
Matte Black	RTV-2PHMB
Brushed Gold	RTV-2PHBG



Tavo Soap Holder

Stainless Steel

Finish	PART #
Chrome	RTV-2SHC
Brushed Nickel	RTV-2SHN
Matte Black	RTV-2SHMB
Brushed Gold	RTV-2SHBG

Axio Bathroom Accessories



Axio Robe hook

Stainless Steel

Finish	PART #
Chrome	RAX-2RHC
Brushed Nickel	RAX-2RHN
Matte Black	RAX-2RHMB
Brushed Gold	RAX-2RHBG



Axio Robe Double hook

Stainless Steel

Finish	PART #
Chrome	RAX-2DRHC
Brushed Nickel	RAX-2DRHN
Matte Black	RAX-2DRHMB
Brushed Gold	RAX-2DRHBG



Axio Soap Holder

Stainless Steel

Finish	PART #
Chrome	RAX-2SHWC
Brushed Nickel	RAX-2SHWN
Matte Black	RAX-2SHWMB
Brushed Gold	RAX-2SHWBG



Axio Towel Ring

Stainless Steel

Finish	PART #
Chrome	RAX-2TRC
Brushed Nickel	RAX-2TRN
Matte Black	RAX-2TRMB
Brushed Gold	RAX-2TRBG



Axio 18 Inch Towel Bar

Stainless Steel

Finish	PART #
Chrome	RAX-2T18C
Brushed Nickel	RAX-2T18N
Matte Black	RAX-2T18MB
Brushed Gold	RAX-2T18BG



Axio 24 Inch Multi Towel Bar

Stainless Steel

Finish	PART #
Chrome	RAX-2T24C
Brushed Nickel	RAX-2T24N
Matte Black	RAX-2T24MB
Brushed Gold	RAX-2T24BG



Axio Towel Holder

Stainless Steel

Finish	PART #
Chrome	RAX-2THC
Brushed Nickel	RAX-2THN
Matte Black	RAX-2THMB
Brushed Gold	RAX-2THBG



Axio Tumbler Holder

Stainless Steel

Finish	PART #
Chrome	RAX-2TBHC
Brushed Nickel	RAX-2TBHN
Matte Black	RAX-2TBHMB
Brushed Gold	RAX-2TBHBG



Axio Multi Towel Bar

Stainless Steel

Finish	PART #
Chrome	RAX-2TBSC
Brushed Nickel	RAX-2TBSN
Matte Black	RAX-2TBSMB
Brushed Gold	RAX-2TBSBG



Axio Paper Holder

Stainless Steel

Finish	PART #
Chrome	RAX-2PHC
Brushed Nickel	RAX-2PHN
Matte Black	RAX-2PHMB
Brushed Gold	RAX-2PHBG



Axio Soap Holder

Stainless Steel

Finish	PART #
Chrome	RAX-2SHC
Brushed Nickel	RAX-2SHN
Matte Black	RAX-2SHMB
Brushed Gold	RAX-2SHBG

BALDOR™

Commercial & Residential

FAUCETS

Collections

Selento Series



Hanford Series



Glenford Series



Arlington Series



Pro Build

Arco Series **Carta** Series **Crestone** Series







BHN-K50S Stainless Steel



C - Chrome



S - Stainless Steel



Hanford Single Handle Pull Out Kitchen Faucet

Swivel Body
2 Function Pull-Out Sprayer
Optional Deck Plate for 3 Hole Installation (Included)
Easy Install - Integrated Supply Lines
Ceramic Cartridge

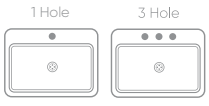

LIFETIME WARRANTY · COMPLIES WITH NSF-61 · LEAD FREE · ADA Compliant

Finish	PART #
Chrome	**BHN-K53C**
Stainless Steel	**BHN-K53S**

Dimensions

Overall Height: 9-9/16"
Spout Height: 5-15/16"
Spout Reach: 11-1/16"

BALDOR



Hanford Single Handle Pull Down Kitchen Faucet

360° Swivel Rotation Spout
2 Function Pull Down Sprayer
Optional Deck Plate for 3 Hole Installation (Included)
Easy Install - Integrated Supply Lines
Ceramic Cartridge

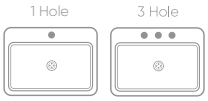

LIMITED LIFETIME WARRANTY · COMPLIES WITH NSF-61 · LEAD FREE · ADA Compliant

Finish	PART #
Chrome	BHN-K50C
Stainless Steel	BHN-K50S

Dimensions
Overall Height: 16-11/16"
Spout Height: 8-3/4"
Spout Reach: 9-1/4"



Hanford Two Handle Kitchen Faucet

360° Swivel Rotation Gooseneck Spout
Lever Handles
Washerless Cartridge Operation
8" 3-Hole or 4-Hole Installation
Optional Side Spray Model Available





LIMITED LIFETIME WARRANTY · COMPLIES WITH NSF-61 · LEAD FREE · ADA Compliant

Finish	PART #	w/ SPRAY PART #
Chrome	BHN-G10C	BHN-G11C
Stainless Steel	BHN-G10S	BHN-G11S

Dimensions
Overall Height: 12-1/8"
Spout Height: 7-1/2"
Spout Reach: 8-1/16"



Hanford Two Handle Bar Faucet

360° Swivel Rotation Gooseneck Spout
Lever Handles
Washerless Cartridge Operation
3-Hole 4" Installation



LIMITED LIFETIME WARRANTY · COMPLIES WITH NSF-61 · LEAD FREE · ADA Compliant

Finish	PART #
Chrome	BHN-L20C
Stainless Steel	BHN-L20S

Dimensions
Overall Height: 9-7/8"
Spout Height: 5-15/16"
Spout Reach: 3-9/16"



BGL-G11C Chrome



Glenford Two Handle Kitchen Faucet

360° Swivel Rotation Gooseneck Spout
Lever Handles
Washerless Cartridge Operation
8" 3-Hole or 4-Hole Installation
Optional Side Spray Model Available



3 Hole



Finish	PART #	w/ SPRAY PART #
Chrome	**BGL-G10C**	**BGL-G11C**

Dimensions
Overall Height: 12-1/8"
Spout Height: 7-1/2"
Spout Reach: 8-1/16"



Glenford Two Handle Bar Faucet

360° Swivel Rotation Gooseneck Spout
Lever Handles
Washerless Cartridge Operation
3-Hole 4" Installation

3 Hole



Finish	PART #
Chrome	**BGL-L20C**

Dimensions
Overall Height: 9-7/8"
Spout Height: 5-15/16"
Spout Reach: 3-9/16"



Arlington Single Handle Kitchen Faucet

360° Swivel Rotation Spout
Metal Lever Handle
Stainless Steel Ball Operation
3-Hole 8" Installation
Optional Side Spray Model Available



1 Hole 3 Hole



Finish	PART #	w/ SPRAY PART #
Chrome	**BAR-K10C**	**BAR-K11C**

Dimensions
Overall Height: 5-3/4"
Spout Height: 4-5/8"
Spout Reach: 7-15/16"



Arlington Single Loop Handle Kitchen Faucet

360° Swivel Rotation Spout
Metal Loop Handle
Stainless Steel Ball Operation
4-Hole 8" Installation
Optional Side Spray Model Available



1 Hole 3 Hole



Finish	PART #	w/ SPRAY PART #
Chrome	**BAR-K12C**	**BAR-K13C**

Dimensions
Overall Height: 5-3/4"
Spout Height: 4-5/8"
Spout Reach: 7-15/16"



Arlington Two Handle Kitchen Faucet

360° Swivel Rotation Spout
Mini Blade Handles
Washerless Cartridge Operation
3-Hole 8" Installation



3 Hole



Finish	PART #	w/ SPRAY PART #
Chrome	**BAR-G10C**	**BAR-G11C**

Dimensions
Overall Height: 5-5/8"
Spout Height: 4-1/2"
Spout Reach: 7-9/16"



Arlington Acrylic Two Handle Kitchen Faucet

360° Swivel Rotation Spout
Acrylic Round Handles
Washerless Cartridge Operation
3-Hole 8" Installation



3 Hole



Finish	PART #	w/ SPRAY PART #
Chrome	**BAR-G12C**	**BAR-G15C**

Dimensions
Overall Height: 5-5/8"
Spout Height: 4-1/2"
Spout Reach: 7-9/16"

BSL-V10MB Matte Black



C - Chrome



N - Brushed Nickel



MB - Matte Black

BALDOR



Selento Single Handle Bathroom Faucet

Easy Install - Integrated Supply Lines
Ceramic Cartridge
Stainless Steel Supply Hose
Pop-Up Drain Included



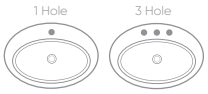

Finish	PART #
Chrome	**BSL-V10C**
Brushed Nickel	**BSL-V10N**
Matte Black	**BSL-V10MB**

Dimensions
Overall Height: 7-3/4"
Spout Height: 7-3/4"
Spout Reach: 4-5/8"



Selento Two Handle Bathroom Faucet

Metal Body & Handle
High Arch Style Spout
4" Center Installation
Ceramic Cartridge
Pop-Up Drain Included



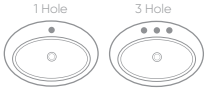

Finish	PART #
Chrome	**BSL-B10C**
Brushed Nickel	**BSL-B10N**
Matte Black	**BSL-B10MB**

Dimensions
Overall Height: 6-13/16"
Spout Height: 4-3/4"
Spout Reach: 4-3/4"



Selento 2 Handle Widespread Bathroom Faucet

Metal Body & Handle
High Arch Style Spout
3-Hole 6" to 16" Widespread Installation
Ceramic Cartridge
Pop-Up Drain Included





Finish	PART #
Chrome	**BSL-B80C**
Brushed Nickel	**BSL-B80N**
Matte Black	**BSL-B80MB**

Dimensions
Overall Height: 6-1/4"
Spout Height: 4-5/16"
Spout Reach: 5-1/8"

BHN-B11N Brushed Nickel



C - Chrome



N - Brushed Nickel

BALDOR



Hanford 2 Handle Bathroom Faucet

Lever Handles
Washerless Cartridge Operation
3-Hole 4" Installation
Pop-Up Drain Included





Finish	PART #
Chrome	**BHN-B10C**
Brushed Nickel	**BHN-B10N**

Dimensions
Overall Height: 3-1/4"
Spout Height: 1-3/4"
Spout Reach: 4-5/8"



Hanford 2 Handle High Arc Bathroom Faucet

Lever Handles
High Arch Style Spout
Ceramic Disc Cartridges
3-Hole 4" Installation
Pop-Up Drain Included





Finish	PART #
Chrome	**BHN-B11C**
Brushed Nickel	**BHN-B11N**

Dimensions
Overall Height: 5-9/16"
Spout Height: 3-11/16"
Spout Reach: 4-1/16"



Hanford 2 Handle Widespread Bathroom Faucet

Lever Handles
Rigid J Style Spout
Ceramic Disc Cartridge
3-Hole 4" to 16" Installation
Easy-Install Mounting Nut
Pop-Up Drain Included





Finish	PART #
Chrome	**BHN-B80C**
Brushed Nickel	**BHN-B80N**

Dimensions
Overall Height: 3-5/16"
Spout Height: 1-7/8"
Spout Reach: 4-9/16"



Hanford Single Handle Bathroom Faucet

Metal Lever Handle
Ceramic Disc Cartridge w/Temperature Limit Cap
1-Hole Installation
Brass Pop-Up Drain Included





Finish	PART #
Chrome	**BHN-V10C**
Brushed Nickel	**BHN-V10N**

Dimensions
Overall Height: 5-3/4"
Spout Height: 3-3/4"
Spout Reach: 4-3/4"



Hanford Single Handle Bathroom Faucet

Metal Lever Handle
3-Hole 4" Installation
Stainless Steel Ball Operation
Brass Pop-Up Drain Included





Finish	PART #
Chrome	**BHN-V11C**

Dimensions
Overall Height: 7-3/8"
Spout Height: 3-1/4"
Spout Reach: 4-3/4"



Hanford Single Loop Handle Bathroom Faucet

Metal Loop Lever Handle
3-Hole 4" Installation
Stainless Steel Ball Operation
Brass Pop-Up Drain Included





Finish	PART #
Chrome	**BHN-V13C**

Dimensions
Overall Height: 7-3/8"
Spout Height: 3-1/4"
Spout Reach: 4-3/4"

BALDOR





Hanford Shower and Tub Trim

Lever Handle
Ceramic Disc Cartridge with Temperature Limit Cap
Three Function 2-1/2" Pulsating Showerhead, Arm & Flange
Combo 1/2" IPS/Slip-On Diverter Tub Spout
Available Shower Valves (Not Included)

Finish	PART #
Chrome	**BHN-T30C**
Brushed Nickel	**BHN-T30N**
Matte Black	**BHN-T30MB**

Dimensions

Head Diameter: 2-9/16"
Arm Reach: 7"
Tub Spout: 5-5/16"

For use w/ shower valve **SV-T10** or **SV-T11** Series





Glenford 2 Handle Widespread Bathroom Faucet

Lever Handles
Rigid C Style Spout
Ceramic Disc Cartridges
3-Hole 4" to 16" WideSpread Installation
Pop-Up Drain Included
Easy-Install Mounting Nut

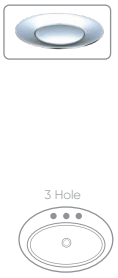

Finish	PART #	Dimensions
Chrome	**BGL-B80C**	Overall Height: 3-5/16" Spout Height: 1-7/8" Spout Reach: 4-9/16"



Glenford Two Handle Bathroom Faucet

Lever Handles
Washerless Cartridge Operation
3-Hole 4" Installation
Pop-Up Drain Included

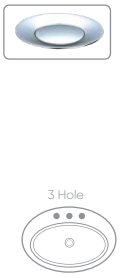

Finish	PART #	Dimensions
Chrome	**BGL-B11C**	Overall Height: 3-3/4" Spout Height: 3-1/4" Spout Reach: 4-5/8"

BALDOR









Glenford Shower and Tub Trim

Lever Handle
Ceramic Disc Cartridge with Temperature Limit Cap
Four Function 3-3/8" Showerhead, Arm & Flange
Combo 1/2" IPS/Slip-On Diverter Tub Spout with Escutcheon
Available Shower Valves (Not Included)

LIMITED LIFETIME WARRANTY · COMPLIES WITH NSF-61 · LEAD FREE · ADA Compliant · WaterSense

Finish	PART #	Dimensions
Chrome	**BGL-T30C**	Head Diameter: 3-1/2" Arm Reach: 7-3/4" Tub Spout: 5-5/8"

For use w/ shower valve
SV-T10 or **SV-T11** Series

BALDOR™ PRO BUILD



PRO BUILD

SINGLE & MULTI-FAMILY

Solutions for Every Project





Arco Kitchen Pull Down Faucet

Single Hole
Deck Plate included for 3 hole installation
360° Swivel Rotation Spout
2 Function Pull Down Sprayer
Integrated Supply Lines inlcuded
Neoperl® Aerator



Finish	PART #
Chrome	**BAC-K50C**
Stainless Steel	**BAC-K50S**
Matte Black	**BAC-K50MB**

Dimensions

Overall Height: 15-5/16"
Spout Height: 8-1/4"
Spout Reach: 8-5/16"



Crestone Kitchen Faucet

Stainless Steel Spout
360° Swivel Rotation Spout
2 Function Pull Down Sprayer
Washerless Cartridge
4-Hole 8" Installation
Optional Side Spray Model Available





Finish	PART #	w/ SPRAY PART #
Chrome	**BCT-G10C**	**BCT-G11C**
Stainless Steel	**BCT-G10S**	**BCT-G11S**
Matte Black	**BCT-G10MB**	**BCT-G11MB**

Dimensions

Overall Height: 11-1/4"
Spout Height: 6-3/8"
Spout Reach: 8-1/4"



Arco Bathroom Faucet Curved Spout

Single Hole
Deck Plate included for 3 hole installation
Integrated Supply Lines included
Neoperl® Aerator

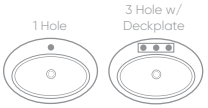

Finish	PART #
Chrome	BAC-V10C
Brushed Nickel	BAC-V10N
Matte Black	BAC-V10MB
Modern Gold	BAC-V10MG

Dimensions
Overall Height: 6-13/16"
Spout Height: 2-3/4"
Spout Reach: 5-1/16"



Crestone 2 Handle Bathroom Faucet

Metal Lever Handle
3-Hole 4" Installation
Pop-Up Drain Included



Finish	PART #
Chrome	BCT-B10C
Brushed Nickel	BCT-B10N
Matte Black	BCT-B10MB

Dimensions
Overall Height: 3-5/16""
Spout Height: 1-3/4"
Spout Reach: 4-3/4"



Arco Bathroom Faucet Straight Spout

Single Hole
Deck Plate included for 3 hole installation
Integrated Supply Lines inlcuded
Neoperl® Aerator

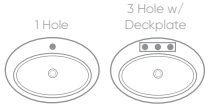

Finish	PART #
Chrome	BAC-V11C
Brushed Nickel	BAC-V11N
Matte Black	BAC-V11MB

Dimensions
Overall Height: 6-3/4"
Spout Height: 3-7/8"
Spout Reach: 4-7/16"



Crestone Single Bathroom Faucet

Metal Lever Handle
3-Hole 4" Installation
Pop-Up Drain Included



Finish	PART #
Chrome	BCT-V11C
Brushed Nickel	BCT-V11N
Matte Black	BCT-V11MB

Dimensions
Overall Height: 5-5/8""
Spout Height: 1-3/4"
Spout Reach: 4-3/4"



Carta Bathroom Faucet

Single Hole
Deck Plate included for 3 hole installation
Integrated Supply Lines inlcuded
Neoperl® Aerator
Fits 1-3/8" Minumum Diameter Hole

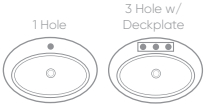

Finish	PART #
Chrome	BCR-V10C
Brushed Nickel	BCR-V10N
Matte Black	BCR-V10MB
Modern Gold	BCR-V10MG

Dimensions
Overall Height: 6-1/4"
Spout Height: 4-1/4"
Spout Reach: 5-1/2"



Push Pop Up Drain

ABS base with metal cap

Finish	W/ OVERFLOW #	NO OVERFLOW #
Chrome	PL30-06C	PL30-05C
Brushed Nickel	PL30-06N	PL30-05N
Matte Black	PL30-06MB	PL30-05MB



BALDOR™ PRO BUILD

Arco 4 Piece Bathroom Accessory Set Includes Towel Ring, Robe Hook, 24" Towel Bar & Toilet Paper Holder

Finish	PART #
Chrome	**BAC-4PBAC**
Brushed Nickel	**BAC-4PBAN**
Matte Black	**BAC-4PBAMB**





Arco Towel Ring

Finish	PART #
Chrome	**BAC-2TRC**
Brushed Nickel	**BAC-2TRN**
Matte Black	**BAC-2TRMB**



Arco Robe Hook

Finish	PART #
Chrome	**BAC-2RHC**
Brushed Nickel	**BAC-2RHN**
Matte Black	**BAC-2RHMB**



Arco 18" & 24" Towel Bar

Finish	18 Inch PART #	24 Inch PART #
Chrome	**BAC-2T18C**	**BAC-2T24C**
Brushed Nickel	**BAC-2T18N**	**BAC-2T24N**
Matte Black	**BAC-2T18MB**	**BAC-2T24MB**



Arco Toilet Paper Holder

Finish	PART #
Chrome	**BAC-2PHC**
Brushed Nickel	**BAC-2PHN**
Matte Black	**BAC-2PHMB**

Curved Adjustable Shower Bar

Sold in Packs of 12

Finish	PART #	Dimensions
Chrome	E-175C	Adjustable lenght: 44" to 73"
Brushed Nickel	E-175N	
Matte Black	E-175MB	



More Shower Room
Add 9" of Extra Space

Adjustable Length
From 44 to 73 Inches

Contemporary Pull

Solid Steel T Bar Handle

Finish	PART #	Dimensions
Brushed Nickel	P30596N	Center to center: 3-3/4" (96mm) Overall lenght: 6-15/16" (175mm)
Matte Black	P30596MB	





BALDOR



Arlington Acrylic Two Handle Bathroom Faucet

Acrylic Round Handles
Washerless Cartridge Operation
3-Hole 4" Installation
Brass Pop-Up Drain Included



3 Hole



COMPLIES WITH NSF-61 · LEAD FREE · WaterSense

Finish	PART #	Dimensions
Chrome	**BAR-B13C**	Overall Height: X/16" Spout Height: 2-15/16" Spout Reach: 4-3/8"



Arlington Single Handle Bathroom Faucet

Single Acrylic Round Handle
Washerless Cartridge Operation
3-Hole 4" Installation
Brass Pop-Up Drain Included



3 Hole



COMPLIES WITH NSF-61 · LEAD FREE · WaterSense

Finish	PART #	Dimensions
Chrome	**BAR-B12C**	Overall Height: X-11/16" Spout Height: X3/4" Spout Reach: 4-3/8"



Arlington Two Handle Bathroom Faucet

Heavy Pattern Faucet
Fits 4" Center
Solid Brass Body w/ Brass shanks
Uses Gerber® Style Replacement Parts
Brass Pop-Up Drain Included



3 Hole



COMPLIES WITH NSF-61 · LEAD FREE · WaterSense

Finish	PART #	Dimensions
Chrome	**BAR-B15C**	Overall Height: 2-14/16" Spout Height: 2-14/16" Spout Reach: 5-1/8"



Arlington Two Handle Bathroom Faucet

Heavy Pattern Faucet
Fits 4" Center
Solid Brass Body w/ Brass shanks
Uses Gerber® Style Replacement Parts
Brass Pop-Up Drain Included



3 Hole



COMPLIES WITH NSF-61 · LEAD FREE · WaterSense

Finish	PART #	Dimensions
Chrome	**BAR-B17C**	Overall Height: 2-13/16" Spout Height: 2-1/8" Spout Reach: 4"



Arlington Single Loop Handle Bathroom Faucet

Metal Loop Handle
Stainless Steel Ball Operation
3-Hole 4" Installation
Brass Pop-Up Drain Included



3 Hole



COMPLIES WITH NSF-61 · LEAD FREE · ADA Compliant · WaterSense

Finish	PART #	Dimensions
Chrome	**BAR-V13C**	Overall Height: 5-7/8" Spout Height: 1-3/4" Spout Reach: 3-7/8"



Arlington Single Handle Bathroom Faucet

Metal Lever Handle
Stainless Steel Ball Operation
3-Hole 4" Installation
Brass Pop-Up Drain Included



3 Hole



COMPLIES WITH NSF-61 · LEAD FREE · ADA Compliant · WaterSense

Finish	PART #	Without Drain PART #	Dimensions
Chrome	**BAR-V11C**	**BAR-V11C-LP**	Overall Height: 5-7/8" Spout Height: 1-3/4" Spout Reach: 3-7/8"



Arlington Two Handle Bathroom Faucet

ADA Wrist Blade Handles
Reach, 1-1/2" From Deck to Aerator
Washerless Cartridge Operation
3-Hole 4" Installation
Brass Grid Strainer Drain Included



3 Hole



Finish	PART #	Dimensions
Chrome	**BAR-B10C**	Overall Height: 2-15/16" Spout Height: 1-1/2" Spout Reach: 3-5/8"



Self Closing Single Handle Faucet Basin Mount

Solid Brass Construction
Single Self-Closing Cross Handle
1-Hole Installation
1/2-14 NPT Female Thread
4-Arm Vandal Proof Handle
Replaceable Seat

Finish	PART #	Dimensions
Chrome	**BSP-M91C**	Overall Height: 3-5/8" Overall Width: 2-7/8" Spout Reach: 3-7/16"



Self Closing Single Handle Faucet Wall Mount

Solid Brass Construction
Single Self-Closing Cross Handle
1-Hole Wall Mount Installation
1/2-14 NPT Female Thread
4-Arm Vandal Proof Handle
Replaceable Seat

Finish	PART #	Dimensions
Chrome	**BSP-M90C**	Overall Height: 4-11/16" Overall Width: 2-7/8" Spout Reach: 3-1/4"



Self Closing Push Basin Mount

Heavy Duty Single Hole
Single Self-Closing Push-Button Valve
Solid Brass Construction
Deck Mount

Finish	PART #	Dimensions
Chrome	**BSP-M92C**	Overall Height: 3-15/16" Overall Width: 2" Spout Reach: 3-7/16""



Water Fountain Spout

Heavy Duty Single Hole
Single Self-Closing Push-Button Valve
3/8-18 NPS Female Thread
Deck Mount

Finish	PART #	Dimensions
Chrome	**BSP-M93C**	Overall Height: 3-1/4" Overall Width: 2"



Arlington Bar Faucet

ADA Wrist Blade Handles
360° Swivel Rotation Gooseneck Spout
Washerless Cartridge Operation
2 or 3-Hole 4" Installation

3 Hole



Finish	PART #	Dimensions
Chrome	**BAR-L20C**	Overall Height: 9-7/8" Spout Height: 5-15/16" Spout Reach: 3-9/16"



Arlington Utlity Faucet

Mini Blade Handles
360° Swivel Hi-Tubular
Attachable Garden Hose Thread Sp out End
Washerless Cartridge Operation
2 or 3-Hole 4" Installation

3 Hole



Finish	PART #	Dimensions
Chrome	**BAR-L30C**	Overall Height: 7-9/16" Spout Height: 5-13/16" Spout Reach: 5-1/2"



Arlington Two Handle Wallmount Faucet

Heavy Brass Commercial Style Wallmount
Canopy Handle
Brass Soap Dish
Long Reach 360° Swivel Spout
2-Hole 7-7/8" to 8-1/8" Installation
Quick-Pression Quarter-Turn Stems, Replaceable Seats

Finish	PART #	Dimensions
Chrome	**BAR-L70C**	Overall Height: 5-7/16" Spout Height: 2-7/8" Spout Reach: 10-3/4"



Arlington Utlity Faucet

Heavy Cast Brass Construction
Direct Sweat Connections
Cast Swivel Spout W/ Hose Thread
3-1/2" Centers
Straddle Legs
Quick-Pression Quarter-Turn Stems, Replaceable Seats

Finish	PART #	Dimensions
Brass	**BSP-L31R**	Overall Height: 5-11/16" Spout Height: 4-1/8" Spout Reach: 6-1/8"



Arlington Shower and Tub Set w/ Valve

Metal Lever Handle
Ceramic Disc Cartridge with Temperature Limit Cap
Single Function 2-11/16" Standard Showerhead, Arm & Flange
Combo 1/2" IPS/Slip-On Diverter Tub Spout
Shower Valve Included

Finish	PART #	Dimensions
Chrome	**BAR-T40C**	Head Diameter: 2-11/16" Arm Reach: 7" Tub Spout: 5-5/16"



Arlington Loop Handle Shower & Tub Set w/ Valve

Metal Loop Handle
Ceramic Disc Cartridge with Temperature Limit Cap
Single Function 2-11/16" Standard Showerhead, Arm & Flange
Combo 1/2" IPS/Slip-On Diverter Tub Spout
Shower Valve Included

Finish	PART #	Dimensions
Chrome	**BAR-T41C**	Head Diameter: 2-11/16" Arm Reach: 7" Tub Spout: 5-5/16"



Arlington Shower and Tub Set w/ Valve

Metal Round Handles
1/2" IPS Female Inlets
Compression Stem Operation
Single Function 1-3/4" Showerhead, Arm & Flange
1/2" IPS Tub Spout
8" Cast Brass Valve body Included

Finish	PART #	Dimensions
Chrome	**BAR-T43C**	Head Diameter: 1-3/4" Arm Reach: 5-5/16" Tub Spout: 5-5/16"

Shower Valves




SWT/MIP


F1960 PEX


F1807 PEX

Universal Valve
Works for a wide variety
of trims to fit your style



Presure Balancing Shower Valve with stops

Avaliable in 1/2" SWT/MIP, F1960 Pex and F1807 Pex inlet
1/2" SWT/MIP outlet
Pressure balance spool included
Solid brass construction
Ceramic disc cartridge w/ temperature limit stop
Back to back installation
Brass inlet stops

	With Stops	Without Stops
Conection	PART #	PART #
SWT/MIP	**SV-T10T**	**SV-T11T**
F1960 PEX	**SV-T10F**	**SV-T11F**
F1807 PEX	**SV-T10P**	**SV-T11P**

Shower Valve Extension 1-3/8"

For use with SV-T10 & SV-T11 Series
ASME A112.18.1

PART #
SV-T1EX

For use with
REUSS Shower & Tub Trim Kits



Tavo

RTV-S20C	**RTV-S30C**
RTV-S20N	**RTV-S30N**
RTV-S20MB	**RTV-S30MB**
RTV-S20BG	**RTV-S30BG**



Axio

RAX-S20C	**RAX-S30C**
RAX-S20N	**RAX-S30N**
RAX-S20MB	**RAX-S30MB**
RAX-S20BG	**RAX-S30BG**

For use with
BALDOR Shower & Tub Trim Kits



Hanford

BHN-T30C
BHN-T30N



Glenford

BGL-T30C



Tavo 3-Way Diverter Valve IPS/Sweat

Combo CXC and IPS Connections
Three Way Diverter Valve
Ceramic Disc Cartridge

Conection	PART #
SWT/MIP	**SV-T15T**



Tavo Single Handle Diverter Trim Set

For Use with SV-T15T Diverter Valve

Finish	PART #	
Chrome	**RTV-S15C**	
Brushed Nickel	**RTV-S15N**	
Matte Black	**RTV-S15MB**	
Brushed Gold	**RTV-S15BG**	**Special Order**



Blister Pack



Non-Metallic Single Handle Kitchen Faucet

Single Handle 4" Centerset
360° Swivel Rotation Spout
Standard 1/2" FPT Inlets
Max Counter Thickness 1-1/4"
Available w/ Side Spray



3 Hole

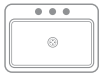

LIFETIME WARRANTY · LEAD FREE · ADA Compliant

Finish	PART #	w/ SPRAY PART #
Chrome	**NM-F10C**	**NM-F15C**

Dimensions
Overall Height: 8-3/8"
Spout Height: 4-3/8"
Spout Reach: 7-1/2"



Blister Pack



Non-Metallic Acrylic 2 Handle Kitchen Faucet

Two Handle 4" Centerset
360° Swivel Rotation Spout
Standard 1/2" FPT Inlets
Max Counter Thickness 1-1/4"
Available w/ Side Spray



3 Hole

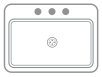

LIFETIME WARRANTY · COMPLIES WITH NSF-61 · LEAD FREE

Finish	PART #	w/ SPRAY PART #
Chrome	**NM-F20C**	**NM-F25C**

Dimensions
Overall Height: 6-5/16"
Spout Height: 4-15/16"
Spout Reach: 8-1/4"



Blister Pack



Non-Metallic Acrylic 2 Handle Bathroom Faucet

Two Handle 4" Centerset
Plastic Body and Handles
Chrome Plated
Standard 1/2" FPT Inlets
Max Counter Thickness 1-1/4"



3 Hole



LIFETIME WARRANTY · COMPLIES WITH NSF-61 · LEAD FREE

Finish	PART #	w/ POP-UP PART#
Chrome	**NM-B12C**	**NM-B51C**

Dimensions
Overall Height: 3-1/16"
Spout Height: 1-1/8"
Spout Reach: 3-9/16"



Blister Pack



Non-Metallic Two Handle Bathroom Faucet

Two Handle 4" Centerset
Plastic Body and Handles
Chrome Plated
Standard 1/2" FPT Inlets
Max Counter Thickness 1-1/4"



3 Hole



LIFETIME WARRANTY · COMPLIES WITH NSF-61 · LEAD FREE · ADA Compliant

Finish	PART #	w/ POP-UP PART#
Chrome	**NM-B13C**	**NM-B52C**

Dimensions
Overall Height: 3-7/8"
Spout Height: 1-11/16"
Spout Reach: 4-9/16"

Kitchen Faucet Parts

FAUCET	SPRAYER	AERATOR	HANDLE/S	CARTRIDGE	SUPPLY LINES	PULL DOWN HOSE	DECK PLATE
RTV-H10 	-	RP-CAP-6001C RP-CAP-6001SS RP-CAP-6001MB RP-CAP-6001SB (Includes Cap)	RP-HAN-6100C RP-HAN-6100SS RP-HAN-6100MB RP-HAN-6100SB	RP-STC-6010 (Cold) RP-STH-6010 (Hot)	M10X1-9/16-24UNEF-760m		DP-K10C DP-K10SS DP-K10MB DP-K10SB
RTV-H12 	-	RP-CAP-6001C RP-CAP-6001SS RP-CAP-6001MB RP-CAP-6001SB (Includes Cap)	RP-HAN-6100C RP-HAN-6100SS RP-HAN-6100MB RP-HAN-6100SB	RP-STC-6010 (Cold) RP-STH-6010 (Hot)	M10X1-9/16-24UNEF-760m		DP-K10C DP-K10SS DP-K10MB DP-K10SB
RTV-H13 	RP-SPMT-6220	RP-CAP-6001C RP-CAP-6001SS RP-CAP-6001MB RP-CAP-6001SB (Includes Cap)	RP-HAN-6100C RP-HAN-6100SS RP-HAN-6100MB RP-HAN-6100SB	RP-STC-6010 (Cold) RP-STH-6010 (Hot)	M10X1-9/16-24UNEF-760m	RP-HS-6015	DP-K10C DP-K10SS DP-K10MB DP-K10SB
RTV-K10 	-	RP-CAP-6001C RP-CAP-6001SS RP-CAP-6001MB RP-CAP-6001SB (Includes Cap)	RP-HAN-6010C RP-HAN-6010SS RP-HAN-6010MB RP-HAN-6010SB	RP-CT-6010	M10X1-9/16-24UNEF-760m		DP-K10C DP-K10SS DP-K10MB DP-K10SB
RTV-K50 	RP-SPMT-6250	-	RP-HAN-6010C RP-HAN-6010SS RP-HAN-6010MB RP-HAN-6010SB	RP-CT-6010	M8X1-9/16-24UNEF-760m	RP-HS-6010	DP-K10C DP-K10SS DP-K10MB DP-K10SB
RTV-K60 	RP-SPMT-6260	-	RP-HAN-6020C RP-HAN-6020SS RP-HAN-6020MB RP-HAN-6020SB	RP-CT-6010	M8X1-9/16-24UNEF-760m	RP-HS-6020	DP-K10C DP-K10SS DP-K10MB DP-K10SB
RTV-K66 	RP-SPMT-6260	-	RP-HAN-61015C RP-HAN-61015SS RP-HAN-61015MB RP-HAN-	RP-CT-6020	M10X1-9/16-24UNEF-760m		DP-K10C DP-K10SS DP-K10MB DP-K10SB
RTV-H50 	RP-SPMT-6250	-	RP-HAN-6120C RP-HAN-6120SS RP-HAN-6120MB RP-HAN-6120SB	RP-STC-6010 (Cold) RP-STH-6010 (Hot)	M8X1-9/16-24UNEF-760m	RP-HS-6010	DP-K10C DP-K10SS DP-K10MB DP-K10SB
RTV-H53 	RP-SPMT-6240	-	RP-HAN-6120C RP-HAN-6120SS RP-HAN-6120MB RP-HAN-6120SB	RP-STC-6010 (Cold) RP-STH-6010 (Hot)	M8X1-9/16-24UNEF-760m	RP-HS-6010	DP-K10C DP-K10SS DP-K10MB DP-K10SB

BathroomFaucet Parts

FAUCET	HOT STEM	COLD STEM	CARTRIDGE	HANDLES	AERATOR	DECK PLATE
RFN-V10C **RFN-V10N** **RFN-V10MB** 	-	-	-	RP-HAN-4005C RP-HAN-4005N RP-HAN-4005MB	RP-AER-4000	-
RFN-B10C **RFN-B10N** **RFN-B10MB** 	RP-STH-4010	RP-STC-4010	-	RP-HAN-4010C RP-HAN-4010N RP-HAN-4010MB	RP-AER-4001	-
RFN-B80C **RFN-B80N** **RFN-B80MB** 	RP-STH-4010	RP-STC-4010	-	RP-HAN-4010C RP-HAN-4010N RP-HAN-4010MB	RP-AER-4001	-
RTV-V10C **RTV-V10N** **RTV-V10MB** **RTV-V10BG** 	-	-	RP-CT-2010	RP-HAN-2005C RP-HAN-2005N RP-HAN-2005MB RP-HAN-2005BG	RP-AER-2010C RP-AER-2010N RP-AER-2010MB RP-AER-2010BG	DP-RTV10C DP-RTV10N DP-RTV10MB DP-RTV10BG
RTV-V13C **RTV-V13N** **RTV-V13MB** **RTV-V13BG** 	-	-	RP-CT-2010	RP-HAN-2005C RP-HAN-2005N RP-HAN-2005MB RP-HAN-2005BG	RP-AER-2010C RP-AER-2010N RP-AER-2010MB RP-AER-2010BG	-
RTV-B80C **RTV-B80N** **RTV-B80MB** **RTV-B80BG** 	RP-STH-2010	RP-STC-2010	-	RP-HAN-2011C RP-HAN-2011N RP-HAN-2011MB RP-HAN-2011BG	RP-AER-2010C RP-AER-2010N RP-AER-2010MB RP-AER-2010BG	-
RTV-B10C **RTV-B10N** **RTV-B10MB** **RTV-B10BG** 	RP-STH-2010	RP-STC-2010	-	RP-HAN-2011C RP-HAN-2011N RP-HAN-2011MB RP-HAN-2011BG	RP-AER-2010C RP-AER-2010N RP-AER-2010MB RP-AER-2010BG	-
RAX-V10C **RAX-V10N** **RAX-V10MB** **RAX-V10BG** 	-	-	RP-CT-2020	RP-HAN-2012C RP-HAN-2012N RP-HAN-2012MB RP-HAN-2012BG	RP-AER-2010C RP-AER-2010N RP-AER-2010MB RP-AER-2010BG	DP-RAX10C DP-RAX10N DP-RAX10MB DP-RAX10BG
RAX-V11C **RAX-V11N** **RAX-V11MB** **RAX-V11BG** 	-	-	RP-CT-2020	RP-HAN-2040C RP-HAN-2040N RP-HAN-2040MB RP-HAN-2040BG	RP-AER-2020	DP-RTV10C DP-RTV10N DP-RTV10MB DP-RTV10BG
RAX-V40C **RAX-V40N** **RAX-V40MB** **RAX-V40BG** 	-	-	RP-CT-2020	RP-HAN-2012C RP-HAN-2012N RP-HAN-2012MB RP-HAN-2012BG	-	DP-RAX10C DP-RAX10N DP-RAX10MB DP-RAX10BG
RAX-V14C **RAX-V14N** **RAX-V14MB** **RAX-V14BG** 	N/A	N/A	RP-CT-2020	RP-HAN-2012C RP-HAN-2012N RP-HAN-2012MB RP-HAN-2012BG	RP-AER-2010C RP-AER-2010N RP-AER-2010MB RP-AER-2010BG	DP-RAX10C DP-RAX10N DP-RAX10MB DP-RAX10BG
RAX-B80C **RAX-B80N** **RAX-B80MB** **RAX-B80BG** 	RP-STH-2010	RP-STC-2010	N/A	RP-HAN-2013C RP-HAN-2013N RP-HAN-2013MB RP-HAN-2013BG	RP-AER-2010C RP-AER-2010N RP-AER-2010MB RP-AER-2010BG	-
RTV-S30C **RTV-S30N** **RTV-S30MB** **RTV-S30BG** 	N/A	N/A	RP-HAN-6010	RP-HAN-2014C RP-HAN-2014N RP-HAN-2014MB RP-HAN-2014BG	-	-
RTV-S20C **RTV-S20N** **RTV-S20MB** **RTV-S20BG** 	N/A	N/A	RP-HAN-6010	RP-HAN-2014C RP-HAN-2014N RP-HAN-2014MB RP-HAN-2014BG	N/A	-
RAX-S30C **RAX-S30N** **RAX-S30MB** **RAX-S30BG** 	N/A	N/A	RP-CT-2050	RP-HAN-2015C RP-HAN-2015N RP-HAN-2015MB RP-HAN-2015BG	N/A	N/A
RAX-S20C **RAX-S20N** **RAX-S20MB** **RAX-S20BG** 	N/A	N/A	RP-CT-2050	RP-HAN-2015C RP-HAN-2015N RP-HAN-2015MB RP-HAN-2015BG	N/A	N/A


REUSS™
BALDOR™
WC



REUSS™ | BALDOR™