



Memoirs® Stately

Two-piece elongated with concealed trapway, 1.28 gpf
K-6669

Features

- Two-piece design
- Elongated bowl offers added room and comfort
- Comfort Height® feature offers chair-height seating that makes sitting down and standing up easier for most adults
- Concealed trapway and Clean Caps® low-profile bolt caps facilitate easier cleaning and enhance design
- Left-hand Polished Chrome trip lever
- Combination consists of the K-5626 bowl and the K-4434 tank
- Coordinates with other products in the Memoirs collection
- Easy-to-flush canister design requires less force to actuate than a 3" (76 mm) flapper, and has 90% less exposed seal material which resists conditions that cause wear, tear, shrinkage and swelling
- Eligible for consumer rebates in some municipalities
- 1.28 gpf (4.8 lpf)
- 2-1/8" (54 mm) fully glazed trapway

Installation

- Standard 12" (305 mm) rough-in
- Three-bolt quick-connect installation
- Seat and supply line sold separately

Recommended Products/Accessories

K-5588 Purefresh® Deodorizing elongated toilet seat
K-4108 PureWash® E750 Elongated bidet toilet seat with remote control
K-9167-L Trip Lever
1023457 Wax Ring/Hardware Kit
1265114 Connector Hose
K-23726 Drain treatment

Included Components

K-4434 Toilet tank, 1.28 gpf
K-5626 Elongated toilet bowl with concealed trapway



ADA

CSA B651

OBC

Codes/Standards









ASME A112.19.2/CSA B45.1
DOE - Energy Policy Act 1992
EPA WaterSense®
California Energy Commission (CEC)
ADA
ICC/ANSI A117.1
CSA B651
OBC
IAPMO Certification

KOHLER® Toilets and Seats Limited Warranty

See website for detailed warranty information.

Available Colors/Finishes

Color tiles intended for reference only.

Color	Code	Description
	0	White
	96	Biscuit
	NY	Dune
	95	Ice™ Grey
	7	Black Black™
	17	Teal
	42	Aspen Green
	44	Dark Blue

1-800-4KOHLER (1-800-456-4537)

Kohler Co. reserves the right to make revisions without notice to product specifications.

For the most current Specification Sheet, go to www.kohler.com USA or www.kohler.ca Canada

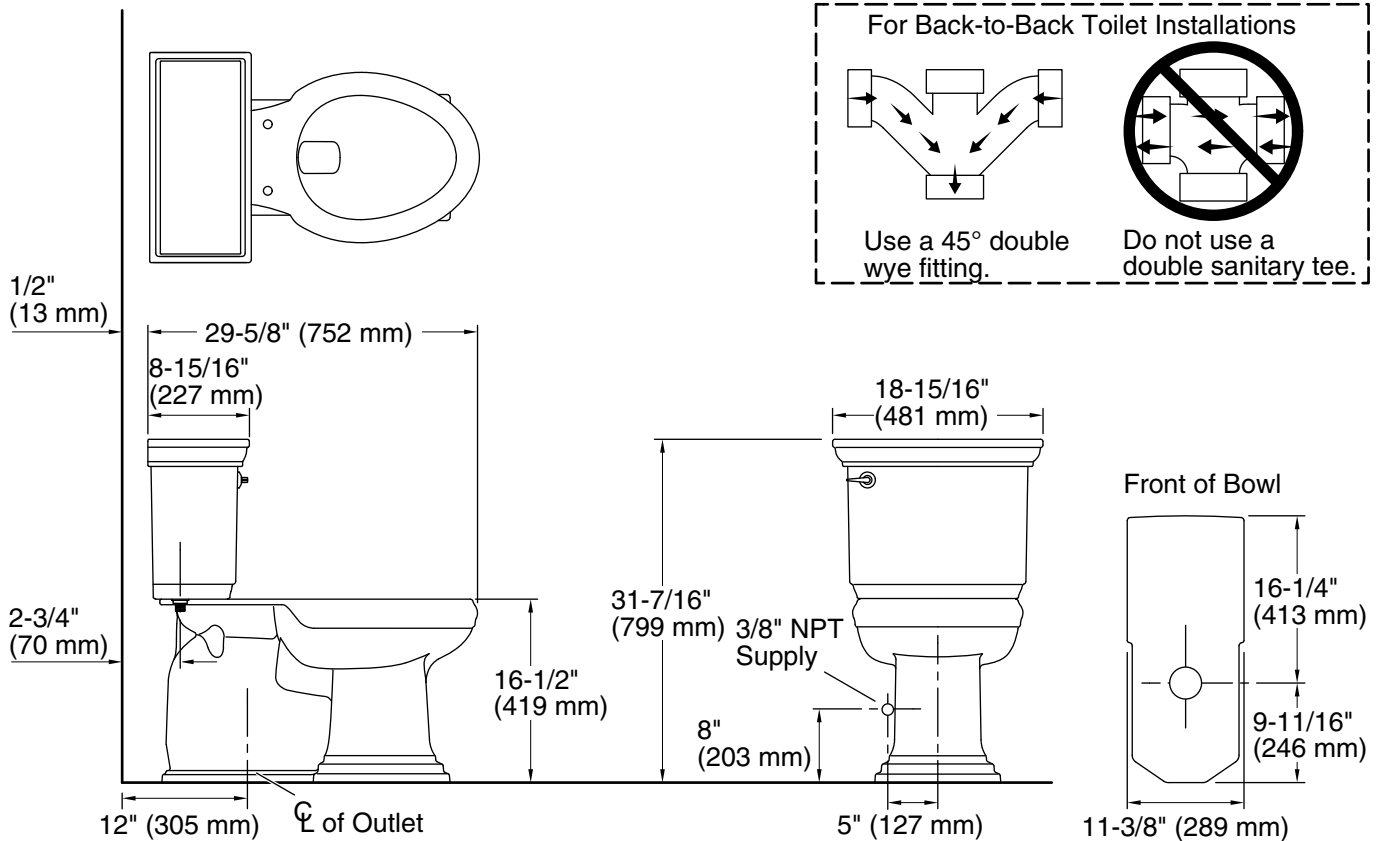
2-22-2024 12:17 - US

THE BOLD LOOK
OF **KOHLER**®



Memoirs® Stately

Two-piece elongated with concealed trapway, 1.28 gpf
K-6669



Technical Information

All product dimensions are nominal.

Toilet type:	Floor-mount
Waste Outlet:	Floor
Bowl shape:	Elongated
Flush type:	AquaPiston
Trap passageway:	2" (51 mm)
Water surface size:	11-1/8" x 8-1/2" (283 mm x 216 mm)
Rim to water surface:	5-3/8" (137 mm)
Rough-in:	12" (305 mm)

Notes

Install this product according to the installation instructions.

For back-to-back toilet installations: Use only a 45° double wye fitting.

ADA, OBC, CSA B651 compliant when installed to the specific requirements of these regulations.

Plumbing codes may require elongated toilets and elongated, open-front seats in public bathrooms.

Accessibility standards may require controls to be located on the open side of the toilet.