



# 18,000 BTU/H AIR HANDLER HEAT PUMP SYSTEM

SUBMITTAL COVER SHEET

PROJECT NAME \_\_\_\_\_

LOCATION \_\_\_\_\_


ARCHITECT \_\_\_\_\_

ENGINEER \_\_\_\_\_

CONTRACTOR \_\_\_\_\_

REFERENCE \_\_\_\_\_

SUBMITTED BY \_\_\_\_\_ DATE \_\_\_\_\_



### PRODUCT FEATURES

- High-efficiency constant volume variable speed motor
- Multi-position installation: horizontal (right or left), vertical (up or down)
- All aluminum coil
- Anti-corrosive coil fin coating
- Low ambient heating and cooling down to -13 °F
- Included base pan heater
- A2L refrigerant detection system
- DRSTAT101 programmable thermostat included
- Automatic airflow configuration technology
- Multiple operation modes (Cool, Heat, Aux, Dry, Fan, Auto)
- Built-in humidifier, IAQ and condensate switch ports
- 24V thermostat compatible
- Optional electric heat (not included)
- Double insulated linesets required
- Indoor unit powered via outdoor unit

EFFICIENCY DATA	
SEER2	18.5
EER2	12.1
HSPF2	9.8
COP at 47°F (8°C) <sup>2</sup>	3.60
COP at 17°F (-8°C) <sup>3</sup>	2.60
COP at 5°F (-15°C) <sup>4</sup>	2.30

SYSTEM DATA	
Refrigerant Type	R-454B
Refrigerant Charge (oz. (kg))	70.6 (2.0)
Design Pressure (PSIG)	550/340
Indoor/ Outdoor Coil Coating	Golden Fin Coating

CAPACITIES		
Cooling Capacity (BTU/hr)	Rated at 95°F (35°C) <sup>1</sup>	18000
	at 109° (43°C)	15200
	at 5° (-15°C)	22600
	Cooling Range	5600~20400
Heating Capacity (BTU/hr)	Rated at 47°F (8°C) <sup>2</sup>	18000
	Rated at 17°F (-8°C) <sup>3</sup>	13200
	Rated at 5°F <sup>4</sup>	13000
	at -13° (-25°C)	8300
	Heating Range	5500~21800



**Intertek**



# 18,000 BTU/H AIR HANDLER HEAT PUMP SYSTEM

## SPECIFICATIONS

LINE SET REQUIREMENTS	
Connection Type	Flare
Liquid (in. (mm))	Ø1/4 (Ø6.35)
Gas (in. (mm))	Ø1/2 (Ø12.70)
Pre-Charge Length (ft. (m))	25 (7.5)
Minimum Length (ft. (m))	10 (3.0)
Maximum Length (ft. (m))	99 (30.0)
Maximum Height Differential (ft. (m))	66 (20.0)
Additional Refrigerant (oz./ft (g/m))	0.16 (15)

OUTDOOR UNIT		
Unit Dimensions (in. (mm))	Width	35-1/16 (890)
	Depth	13-7/16 (342)
	Height	26-1/2 (673)
Carton Dimensions (in. (mm))	Width	39-3/16 (995)
	Depth	15-11/16 (398)
	Height	24-1/4 (740)
Net Weight (lbs. (kg))	92.6 (42.0)	
Gross Weight (lbs. (kg))	100.3 (45.5)	
Cooling Operating Temp. (°F (°C))	-13 - 122 (-25 - 50)	
Heating Operating Temp. (°F (°C))	-13 - 75 (-25 - 24)	
Voltage/Phase/Frequency	208-230V, 1 Ph, 60 Hz	
Voltage Range	187-253V	
Recommended Breaker (Amps)	20	
Minimum Circuit Ampacity (Amps)	18.0	
Communication Wire Size	14*4 AWG Stranded	
Rated Current - Cooling (Amps) <sup>1</sup>	6.7	
Rated Current - Heating (Amps) <sup>2</sup>	6.7	
Sound Pressure (dB(A))	57	

<sup>1</sup> Value at AHR1 Rated Capacity at 95°F (35°C) (AFull)  
<sup>2</sup> Value at AHR1 Rated Capacity at 47°F (8°C) (H1Full)  
<sup>3</sup> Value at AHR1 Rated Capacity at 17°F (-8°C) (H32)  
<sup>4</sup> Value at AHR1 Rated Capacity at 5°F (-15°C) (H42)

INDOOR UNIT		
Unit Dimensions (in. (mm))	Width	21 (534)
	Depth	17-1/2 (445)
	Height	45 (1143)
Carton Dimensions (in. (mm))	Width	26-9/16 (675)
	Depth	20-7/8 (530)
	Height	48-5/8 (1235)
Net Weight (lbs. (kg))	104.7 (47.5)	
Gross Weight (lbs. (kg))	125.7 (57.0)	
Indoor Unit Air Flow (CFM (m <sup>3</sup> /h))	Low	489 (830)
	Medium	530 (900)
	High	577 (980)
	Turbo	618 (1050)
Moisture Removal (Pints/day (L/h))	86.1 (1.7)	
Drain Port O.D. (in. (mm))	Ø3/4 (Ø19)	
Recommended Breaker (Amps)	15	
Minimum Circuit Ampacity (Amps)	3.5	
Sound Pressure (dB(A))	Low	33
	Medium	40
	High	42
	Turbo	N/A
Static Pressure Range <sup>6</sup> (in. wg.)	0 - 0.8	
Filter Dimensions (WDH) (in.)	16 x 20 x 1	

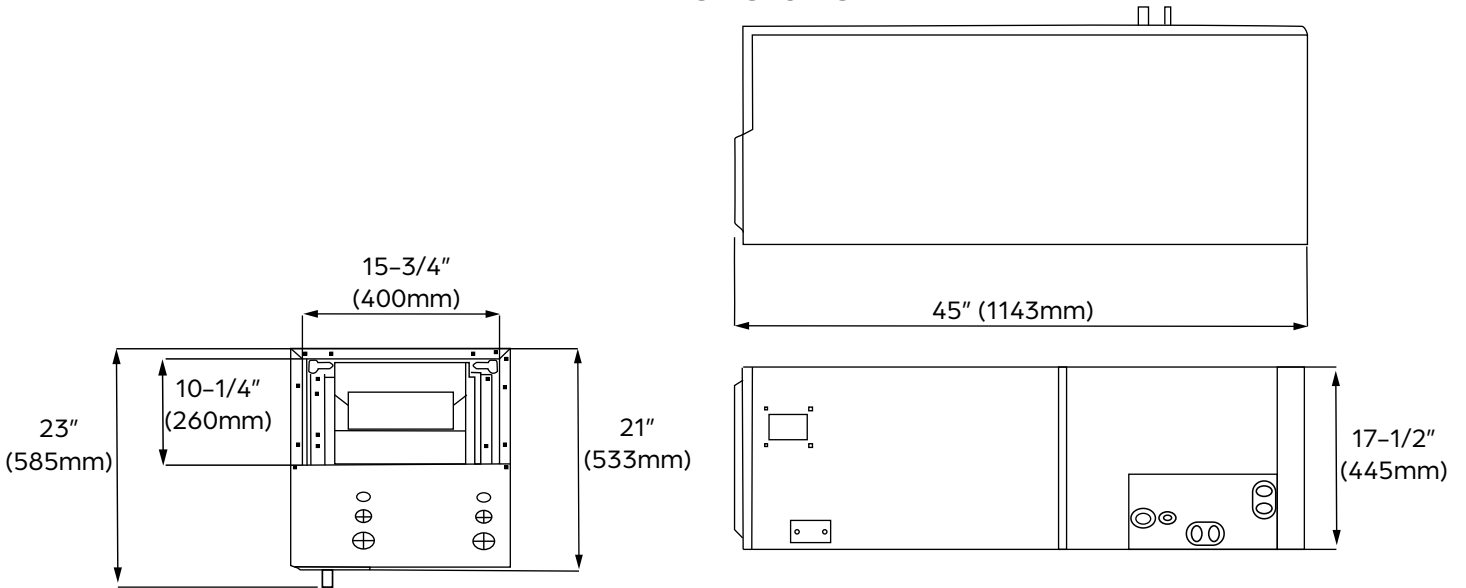
COMPRESSOR	
Type	DC Rotary Inverter
Oil Type	Ester Oil VG74
Oil Charge (oz. (ml))	14.9 (440)



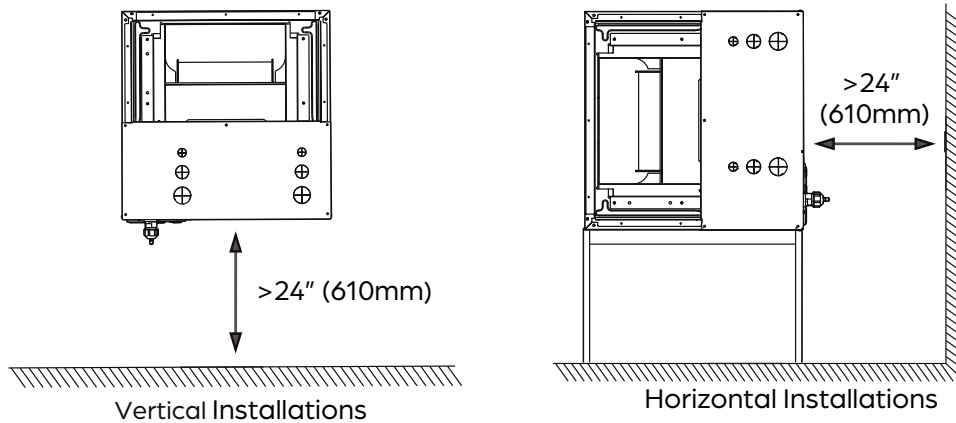
# 18,000 BTU/H AIR HANDLER HEAT PUMP SYSTEM

IDU DIMENSIONS - DRAM18F2A

## Dimensions



## Clearances



## Auxiliary Electric Heaters (Optional)

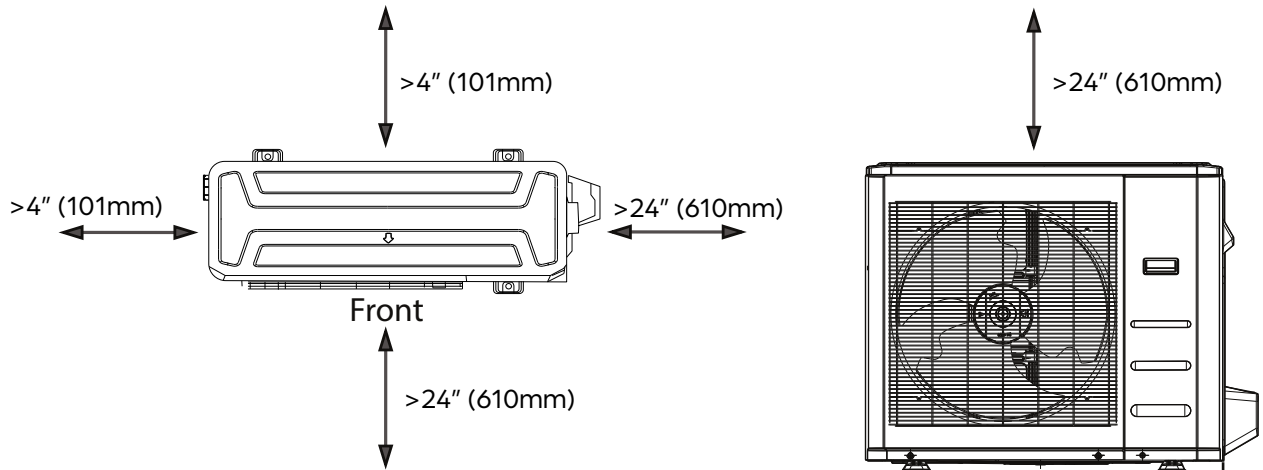
Heater Model Number (kW)	Circuit 1 208/230V		
	Heater Amps (1)	MCA (1)	MOCP (1)
<b>DRHTR03BRKB (3kW)</b>	10.8/ 12.0	14.0/ 16.0	15.0/ 20.0
<b>DRHTR05BRKB (5kW)</b>	18.0/ 20.0	23.0/ 27.0	25.0/ 30.0
<b>DRHTR08BRKB (8kW)</b>	28.8/ 32.0	37.0/ 42.0	40.0/ 45.0
<b>DRHTR10BRKB (10kW)</b>	36.0/ 40.0	46.0/ 53.0	50.0/ 60.0



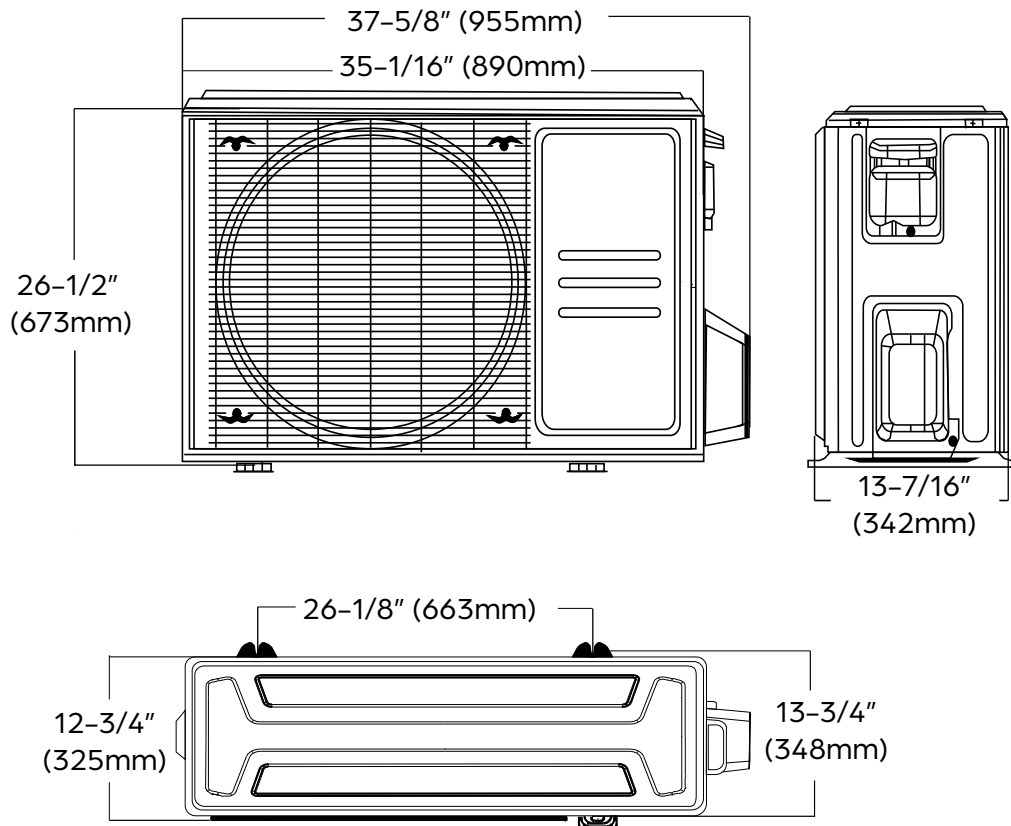
# 18,000 BTU/H AIR HANDLER HEAT PUMP SYSTEM

ODU DIMENSIONS - DRA1U18S2A

## Clearances



## Dimensions



### NOTE

Illustrations in this document are for explanatory purposes. The actual shape of your mini-split equipment may vary slightly.