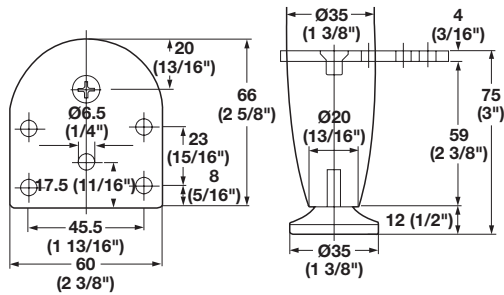


- > Feet on this page are priced per pc.
- > Minimum order quantity is 2 pcs.
- > If 4 feet are required, please order 4 pcs.

→ **Foot**

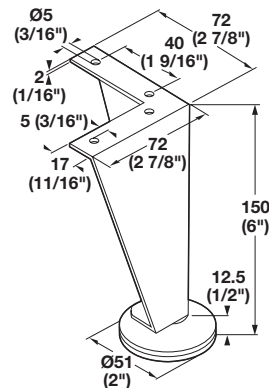


-
- Technical drawing of a 100 mm high stainless steel support post. The drawing includes a perspective view of the post with a square top plate and a circular base. Two cross-sectional views are provided: a side view of the top plate and a front view of the post body. The side view shows a square plate with four mounting holes (Ø6.5) and a central hole (Ø17.5). The front view shows a tapered post with a top flange (Ø35), a central hole (Ø20), and a base flange (Ø35). Dimensions are given in millimeters and inches.
- Dimensions (mm / inches):**
- Top plate thickness: 4 (3/16")
 - Post height: 100 (4")
 - Top flange diameter: Ø35 (1 3/8")
 - Central hole diameter: Ø20 (13/16")
 - Base flange diameter: Ø35 (1 3/8")
 - Top plate mounting holes: Ø6.5 (1/4")
 - Central hole diameter: Ø17.5 (1 1/16")
 - Post body diameter at top: 66 (2 5/8")
 - Post body diameter at base: 12 (1/2")
 - Post body height: 84 (3 5/16")
 - Post body taper: 23 (15/16")
 - Post body taper: 8 (5/16")
 - Post body diameter at base: 45.5 (1 13/16")
 - Post body diameter at base: 60 (2 3/8")

- | Finish | Item No. |
|---------------|------------|
| chrome-plated | 634.28.201 |
| nickel matt | 634.28.601 |

Finish	Item No.
chrome-plated	634.28.202
nickel matt	634.28.602

Supplied With
2 pcs.

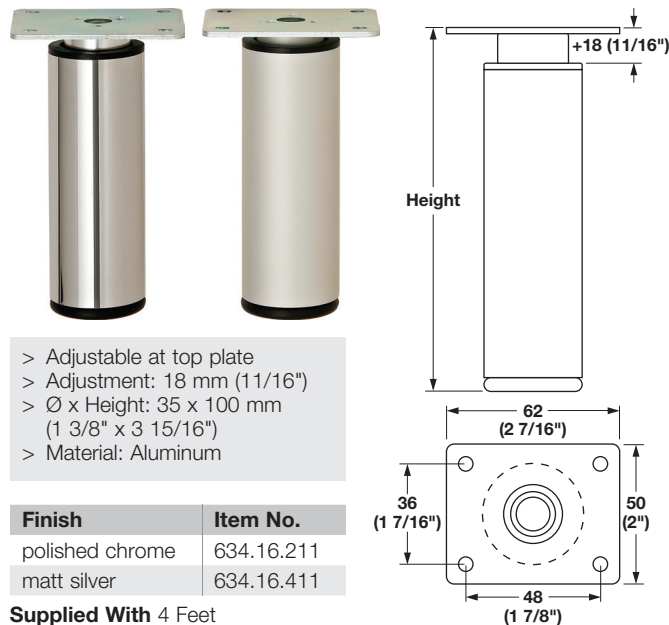


- | Finish | Item No. |
|---------------|------------|
| chrome-plated | 634.32.202 |
| nickel matt | 634.32.602 |
| silver epoxy | 634.32.902 |

Pan head screws

Furniture Feet

→ Height Adjustable Foot, round

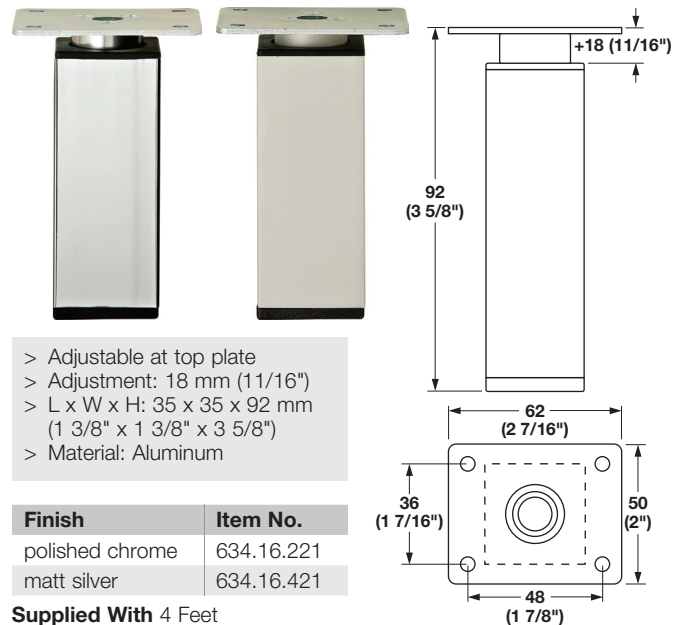


- > Adjustable at top plate
- > Adjustment: 18 mm (11/16")
- > Ø x Height: 35 x 100 mm (1 3/8" x 3 15/16")
- > Material: Aluminum

Finish	Item No.
polished chrome	634.16.211
matt silver	634.16.411

Supplied With 4 Feet

→ Height Adjustable Foot, square

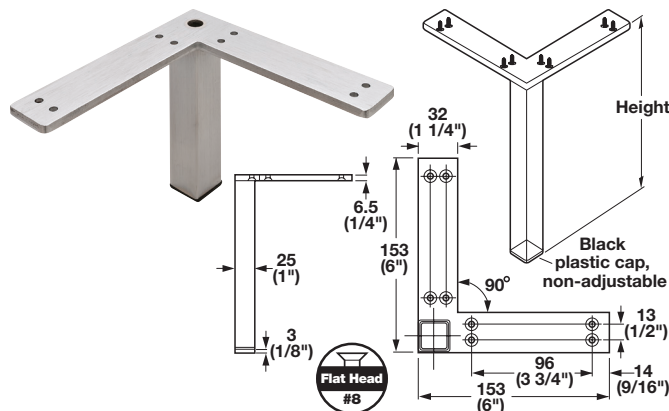


- > Adjustable at top plate
- > Adjustment: 18 mm (11/16")
- > L x W x H: 35 x 35 x 92 mm (1 3/8" x 1 3/8" x 3 5/8")
- > Material: Aluminum

Finish	Item No.
polished chrome	634.16.221
matt silver	634.16.421

Supplied With 4 Feet

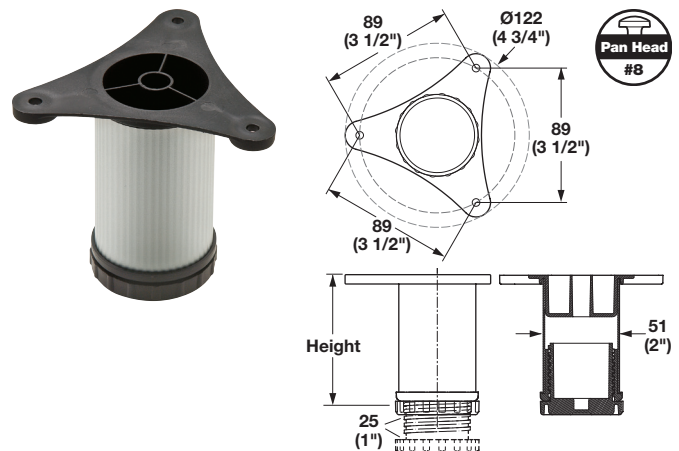
→ Foot



- > Material: Steel; Cap: Plastic; Color: black

Height	polished chrome	brushed steel
129 (5 1/16")	634.47.201	634.47.401
231 (9 1/8")	634.47.202	634.47.402
433 (17 1/16")	634.47.203	634.47.403

→ Leveler



- > Adjustable; offers customization and flexibility for quick installation
- > Ideal for applications in garage organization
- > Fluted aluminum tube is strong and non-corrosive in damp conditions
- > Tube is easy to cut for custom lengths (saw blade for cutting non-ferrous metals recommended)
- > Adjustable foot is pre-inserted in tube; offers + 25 mm (1") of adjustment
- > Press fit tube onto surface-mounted base plate
- > Base plate can be mounted and used as a glide during production
- > Static weight rating: 160 kg (350 lbs.) per leg
- > Material: Tube: Aluminum; Base plate & foot: Plastic; Color: black

Base height	matt aluminum	black
76 (3")	792.01.080	792.01.380
152 (6")	792.01.081	792.01.381
228 (9")	792.01.082	792.01.382
305 (12")	792.01.083	-

Flat head screws	pages 12.7-12.8, 12.10, 12.13
Pan head screws	pages 12.9-12.10