

SIMPLICITY™

Easier
to install and service

Better
efficiency and
high-quality design

Smarter
choice for heat and
hot water



The Simple Choice for Heat & Hot Water

HIGH-EFFICIENCY CONDENSING BOILER

3 Combi Sizes | Water | Natural or Propane Gas
110-199 MBH | Direct Vent or Direct Exhaust | 95% AFUE



Efficiency, Ease & Versatility with High-Quality Value



Versatility — One Boiler Does It All

Simplicity boilers provide multiple homeowner heating solutions in one easy to install and maintain combi boiler. Simplicity boilers can be used as:

- **Combi boilers** — to satisfy both hydronic space heating and domestic hot water needs
- **Heat Only boilers** — to provide efficient and reliable hydronic space heating for your home

Homeowners can realize significant savings by using the Simplicity boiler for heat only and then switching to the combi system when their hot water heater needs a replacement down the road.



Plenty of Capacity

Simplicity combi boilers can provide whole house heating for small to large homes and endless hot water for up to 2 showers, a dishwasher and faucet at the same time.* Simplicity boilers have the capacity to meet homeowners' everyday needs and keep the family warm while providing a constant supply of hot water.



Savings Made Simple

Simplicity boilers are designed for maximum energy efficiency, resulting in savings on your energy bills. As an environmentally friendly choice, homeowners may also qualify for utility rebate programs. Visit our Rebate Center and check your local area for details. These boilers are an excellent investment for budget-conscious consumers, offering cost-effectiveness without compromising on quality.



Longevity, Durability and Quality

Simplicity boilers are built with the highest standard of quality that is expected from a name like Weil-McLain. Engineered for longevity and superior quality, these boilers provide years of dependable performance and efficient operation, making them a trusted choice for consistent comfort. Simplicity boilers come with an industry leading stainless steel firetube heat exchanger. With proven durability and reliability, you can trust that your heating system will deliver comfort and savings for many years to come.



Simple to Install, Maintain and Service

Simplicity boilers are simple to install. Fewer connection points translate to less time. Additionally, making the switch from a separate boiler and hot water tank to the Simplicity combi-system is a simple, streamlined installation process for the contractor. Designed with commonly available parts, our Simplicity boilers are easy to maintain and service.

*199 Combi Model



Simple Connectivity Ability

Download the Weil-McLain ProTools™ app on your smartphone and connect to the Simplicity boiler using Bluetooth® wireless technology.

- Easy to read dashboard, showing all critical information at a glance
- Records boiler operation, aiding service and maintenance procedures
- Real-time video sharing with our tech group, to help resolve any operational issue quickly
- Access to all product and warranty information—and register your boiler too
- No extra service connection device to purchase



Scan here to
download the
ProTools™
app



Quality Components & Design IT'S SIMPLE

Air Inlet Silencer

Eliminates harmonics for quiet operation

Insulated Stainless Steel Firetube Heat Exchanger

Low maintenance vertical self rinsing design
Insulation reduces sound while increasing efficiency

Polypropylene Base

Helps prevent premature heat exchanger failure due to corrosion caused by acidic condensate

Touchscreen Display

Up and operating in minutes with our Simple Set Up Wizard
Simple navigation, text-based control—no codes to figure out
Enhanced experience when connecting with smartphone via Bluetooth® wireless technology

3-in-1 Vent Adapter with Test Port

Readily accepts various 3" venting materials—no extra cost of additional transition parts
8 venting options to match various jobsite challenges

Variable Speed Blower

Quiet operation, self-adjusting to match the immediate need

Sealed Heavy Gauge Steel Cabinet


No outside air and debris drawn directly into the venturi and blower that could potentially damage components
Incoming air drawn into a sealed warm cabinet promotes a smoother ignition during extreme cold weather conditions

ECM Circulator

Built in variable speed circulator that saves installation time and uses less electricity than a standard circulator, saving the homeowner money year after year

DHW Brazed Plate Heat Exchanger

Heavy duty cast brass manifolds for longevity—no plastic pipes or housing



Control Panel not shown

The Weil-McLain Brand Promise

For nearly 150 years, we have been a renowned leader in innovative comfort heating solutions, consistently leveraging technology and maintaining high standards in quality to meet the evolving needs of our customers.

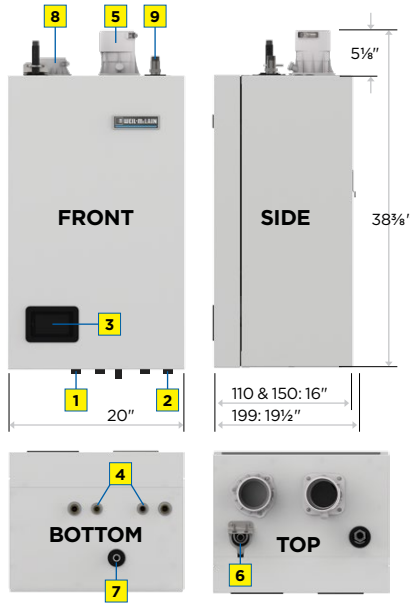
With Weil-McLain, customers are getting a premium, experienced, and trusted brand at an affordable price point.



DIMENSIONS:

All measurements are in inches

- Boiler Out Connection:
 - 110 & 150 Sizes: ¾" Male NPT
 - 199 Size: 1" Male NPT
- Boiler In Connection:
 - 110 & 150 Sizes: ¾" Male NPT
 - 199 Size: 1" Male NPT
- Control Touchscreen Display
- DHW In/Out Connections:
 - 110 & 150 Sizes: ½" Male NPT
 - 199 Size: ¾" Male NPT
- Vent Connection: 3" PVC/PP/SS
- Gas Connection: ½" Male NPT
- Condensate Tube Connection
- Air Intake Connection: 3" PVC
- Connection for Relief Valve and Air Vent: ¾" Male NPT



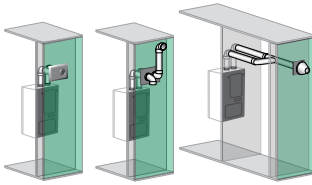
RATINGS:

		Model ¹		
		110-C	150-C	199-C
Input (MBH)		110	150	199
AHRI Certified Ratings	DOE Heating Capacity (MBH) ²	100	139	184
	Net AHRI Water Ratings (MBH) ³	87	121	160
	DOE Seasonal Efficiency (AFUE)	95%	95%	95%
Boiler Water Content (gal.)		2.2	3.1	3.8
Vent/Air Pipe Size (in.)		2 or 3	2 or 3	2 or 3
Vent Material		PVC, CPVC, PP, SS	PVC, CPVC, PP, SS	PVC (3" only), CPVC, PP, SS
Boiler Dimensions		16"L x 20"W x 34"H	16"L x 20"W x 34"H	20"L x 20"W x 34"H
Boiler Weight (lbs.)		96	105	122

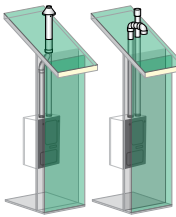
Domestic Hot Water Flow Rate Gallons per minute @ temp rise		Model ¹		
		110-C	150-C	199-C
70°F		2.9	4.0	5.3
75°F		2.7	3.7	4.9
77°F		2.6	3.6	4.8

VENTING OPTIONS:

Sidewall direct vent



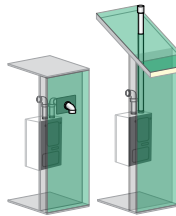
Through-the-roof direct vent



Dual pressure zones



Direct exhaust



STANDARD EQUIPMENT:

BOILER:

- Stainless Steel Firetube Heat Exchanger
- Non-Metallic Heat Exchanger Base
- DHW Brazed Plate Heat Exchanger
- Negative Pressure Regulated Gas Valve
- Variable Speed Blower Assembly
10-to-1 Turndown Ratio
- Built-in Boiler Circulator (Taco 0015e)
- 3-in-1 Vent Adapter w/Test Port
Readily Accepts 3" PVC, PP & SS
- 50 VA Transformer
- Temperature & Pressure Gauge
- Outlet Water Temperature Sensor
- Inlet Water Temperature Sensor
- Flue Gas Temperature Sensor
- Relief Valve
- Outdoor Temperature Sensor
- Wall Mount Bracket
- Condensate Trap
- Low NOx Rated & ASME Certified
- High Altitude Approved

BOILER CONTROL:

- Touchscreen Display
Text Based – No Codes
- Easy Set Up with Simple Set Up Wizard
- Two Circulator Control
*Boiler Circulator
System Circulator*
- WM ProTools Tech App Enables:
Bluetooth® Connectivity
- Outdoor Reset w/Included Sensor
- Freeze Protection
- Circulator Exercising

OPTIONAL EQUIPMENT:

- Propane Conversion Kit
- Low Water Cut-Off Kit
- Prefab Easy Up Manifold Kit
- Combi Service Valve Kit
- Concentric Vent Kit
- Sidewall Vent/Air Cap Termination Kit
- Water Treatment and Test Kit
- Condensate Neutralizer Kit
- System Temperature Sensors
- Adjustable Floor Stand
- Maintenance Kits
- Parts Kit

WARRANTY

- Residential:
*10 years on primary heat exchanger
2 years on parts without registration
or 5 years on parts with registration*
- Commercial:
*8 years on primary heat exchanger
1 year on parts*

¹ Shipped as natural gas, field-convertible to LP with optional kit.

² Based on standard test procedures prescribed by the United States Department of Energy, MBH refers to thousands of Btu per hour.

³ Net AHRI ratings are based on net installed radiation of sufficient quantity for the requirement of the building and nothing needs to be added for normal piping and pick-up. Ratings are based on piping and pick-up allowance of 1.15. An additional allowance should be made for unusual piping and pick-up loads.

In the interest of continual improvement in product and performance, Weil-McLain reserves the right to change specifications without notice.

