

ARMSTRONG[®]

INDUSTRIAL HAND TOOLS

It's not **just** strong.
It's **Armstrong**.



THE PERFORMANCE DIFFERENCE

PRODUCT HIGHLIGHTS



ARMSTRONG MAXX RATCHET

Introducing the next generation of strength and performance - Armstrong MAXX. Unique enclosed head and low profile design is ideal to withstand the toughest and dirtiest environments.

For a complete listing of Armstrong Maxx Ratchets, see SECTION 4.

ARMSTRONG REVERSIBLE RATCHETING WRENCH

Speed, access, strength and safety - together in one wrench. Uncompromising performance from Armstrong. For complete wrench listings, see SECTION 6.



ARMSTRONG INDUSTRIAL SERIES TOOL BOXES

When size and strength matter, nobody measures up to Armstrong Industrial Series Tool Boxes. For complete tool storage listings, see SECTION 2.



1	Master Sets
2	Tool Storage
3	Socket Sets
4	Hand Sockets and Drive Tools
5	Impact and Power Sockets, Accessories and Sets
6	Industrial Wrenches and Sets
7	Torque Tools
8	Screwdrivers and Nut Drivers
9	Pliers and Snips
10	Punches, Chisels, Pry Bars and Hammers
11	C-Clamps and Lifting Eyes (Eye Bolts)
12	Related Hand Tools
13	Pullers and Accessories
14	Work Holding Tools, Cutting Tools and Shop Accessories
15	Allen® Hex Keys and Sets
16	K-D® Specialty Tools
17	Jacobs Chucks, Keys and Accessories

A	Master Set Contents
B	Replacement Parts
C	Reference and Specification Charts
D	Merchandising Display Program
E	Alphabetical Index
F	Product Number Index



You'd think it'd be easy to figure out if something's "Made in U.S.A." If it's made in America from materials that come from within the 50 states, then it's "Made in U.S.A.," whether it's a gym shoe or a ratchet set.

Seems simple enough to us at Armstrong® Industrial Hand Tools.

Even the Federal Trade Commission (FTC) has historically agreed that "all or virtually all" of the components and processes used to make a product must be of U.S. origin to earn the "Made in U.S.A." honor.

But some manufacturers have wanted to wrap themselves in red, white and blue...while using foreign-made components or processes in their products.

They tried to get the FTC to relax the rules determining what's "Made in U.S.A."

They said that partially America-made is close enough to call it "Made in U.S.A."

We said that a partial truth is still a lie, and you said that "Made in U.S.A." should mean just that. And the rest of America agrees. After two years of public hearings, studies and reports, in December 1997 the FTC reaffirmed the obvious:

**A product will be considered
"...all or virtually
all made in the
United States"
only where "all
significant parts
and processing
that go into the
product are of U.S.
origin."**



At Armstrong Industrial Hand Tools we believe that stamping our products "Made in U.S.A." is a privilege that must be earned. You should know that:

- **Armstrong ratchets, sockets, wrenches and accessories are "Made in U.S.A." — from forge to finish.**
- **We are proud to assure you that Armstrong Industrial Hand Tools marked "Made in U.S.A." have earned the honor.**

So the next time one of Armstrong's competitors tries to push off ratchets, sockets or wrenches made from foreign forgings as "Made in U.S.A.," ask them for the honest truth.



ARMSTRONG® PRODUCTS WARRANTY

Armstrong® Hand Tools: Unlimited Lifetime Warranty.

If any Armstrong® Hand Tool (excluding torque products) ever fails to give complete satisfaction, return it to your Armstrong Distributor, and it will be replaced or repaired free of charge. Carrying cases and pouches, if any, are covered under this Warranty.

Armstrong® Torque Products: Limited Lifetime Warranty*.

Armstrong® Torque Products are warranted for Life to be (1) free of defects in material and workmanship and (2) meet out of the box calibration accuracy standards as stated in the product literature. Accuracy standards for calibration are warranted for 90 days from date of purchase. Products must be sent, at buyer's cost, for evaluation to Angle Repair & Calibration Service, Inc.**

Armstrong® Torque Products are precision instruments that contain moving parts. These components are subject to normal wear through use and replacement thereof is the responsibility of the user. Torque Products should be routinely checked for calibration at an Authorized Repair Center using Armstrong repair parts.

Armstrong® Tool Storage Products: Limited Lifetime Warranty*.

Armstrong® Tool Storage Products are warranted for Life to be free of defects in material and workmanship. Tool Storage Unit components determined to be defective will be replaced or repaired at Danaher's discretion. Tool Storage Warranty does not cover damage incurred in shipment.

ALLEN® PRODUCTS WARRANTY

Allen® Hand Tools: Limited Lifetime Warranty*. Allen® Hand Tools are warranted for Life to be free of defects in material and workmanship. Carrying cases and pouches, if any, are not covered under this Warranty.

JACOBS® PRODUCTS WARRANTY

Jacobs® Chucks: Limited Warranty*. Jacobs® Standard Chucks and Accessories are warranted for one year from date of purchase to be free of defects in material and workmanship.

Jacobs® Precision Chucks: Limited Lifetime Warranty*. Jacobs® Precision Chucks are warranted for Life to be free of defects in material and workmanship. Products must be sent, at buyer's cost, for evaluation to Angle Repair & Calibration Service, Inc.**

KD® PRODUCTS WARRANTY

KD® Hand Tools: Limited Lifetime Warranty*. KD® Hand Tools are warranted for Life to be free of defects in material and workmanship. Carrying cases and pouches, if any, are not covered by this Warranty.

KD® Torque Products: Limited Warranty*. KD® Torque Products are warranted for one year to be free of defects in material and workmanship. Accuracy standards for calibration are warranted for

90 days from date of purchase. Products must be sent, at buyer's cost, for evaluation to Angle Repair & Calibration Service, Inc.**

Product meeting Warranty criteria will be repaired or replaced at Danaher's discretion.

*This Warranty shall not apply to products that have been misused, abused, damaged by accident or otherwise, repaired by anyone other than an Authorized Repair Center or modified by anyone other than Danaher. Normal wear is also excluded.

Sets as a whole will NOT be credited under warranty; only the individual components will be covered according to the product warranties described above.

This Warranty is the sole warranty applicable to the products and is in lieu of all other warranties, whether express, implied or statutory. THE IMPLIED WARRANTIES OF MERCHANTABILITY AND FITNESS FOR A PARTICULAR PURPOSE ARE SPECIFICALLY EXCLUDED. Buyer's sole and exclusive remedy for breach of this Warranty is, at the option of Danaher, repair or replacement of the defective product. IN NO EVENT WILL DANAHER BE LIABLE FOR ANY INDIRECT, SPECIAL, INCIDENTAL, CONSEQUENTIAL OR PUNITIVE DAMAGES ARISING FROM BREACH OF THIS WARRANTY, EVEN IF DANAHER HAS BEEN ADVISED OF THE POSSIBILITY OF SUCH DAMAGES.

For further information on Armstrong® Hand Tools, Allen® Hand Tools, KD® Specialty Tools, Jacobs® Chucks, Precision Chucks, Torque Products or Authorized Repair Centers, please contact us at:

Danaher Tool Group
(800) 866-5753

**Angle Repair & Calibration Service, Inc.
175 Angle Drive
Beckley, West Virginia 25801
(304) 253-5729



On April Fools' Day in 1902, the Austin Ave. plant burned to the ground. But the company salvaged and re-conditioned its inventory, rebuilt the plant (doubling the floor space) and continued to grow. In 1905, needing still more space, property was purchased at 317 N. Francisco Ave., Chicago, and a 100,000 square foot, 3-story brick factory was built. At that time, the company was still involved only in the manufacture of tool holders and related machine tool accessory items.

In 1909, with the building of a forge shop, Armstrong began their own forging operation and introduced a line of drop forged wrenches. From its modest beginning selling bicycle parts, the company had now launched into a line expansion that has continued

The Armstrong Bros. Tool Co. was founded in 1890 by four brothers, the sons of a Scottish immigrant black-smith. Initially the company manufactured and distributed bicycle parts, together with tools and equipment that were used in the manufacture and repair of bicycles.

In 1895, as part of their manufacturing program, the brothers introduced lathe tool holders. By 1900 this product appeared to have such promise—and the bicycle parts business had become so unprofitable—that the distributing portion of the business was closed out and the company began to devote full time to manufacturing.

So it was that the company's foundation was built upon the tool holder. These holders replaced the heavy, individually forged cutting tools that until then had been necessary for lathe work. With the Armstrong system, a forged permanent shank was used with various shapes of small, interchangeable cutting tools.

As advertised, the Armstrong system did indeed save "all forging and 70% of grinding," and by the mid 1900's the use of forged cutting tools in machine shops was virtually unheard of, replaced instead by the Armstrong System of Tool Holders.

The company's first manufacturing facilities were located in a wooden structure built across the back of two of the brothers' adjoining yards on Edgewood Ave. in Chicago, Ill. During the same time a store was maintained in downtown Chicago. In 1900, when the decision was made to devote full time to manufacturing, the store was closed and manufacturing operations were moved to a new plant at 617 Austin Ave.

through the years. Today the line includes nearly 5000 items of mechanic's tools, pipe and tubing tools, machine shop accessories, and cutting tools.

The company remained on Francisco Ave. until 1948, at which time it moved to its present headquarters at 5200 W. Armstrong Ave. on Chicago's northwest side, a plant covering about 216,000 square feet. A second manufacturing facility was built in Fayetteville, Arkansas, and began operations in 1974. Fayetteville boasts one of the most modern drop forge shops in the World, plus heat treating and various specialized machining equipment.

In December, 1994, after 105 years of private ownership by the Armstrong family, the company was acquired by the Danaher Corporation. Danaher's family of brands includes Allen and K-D Hand Tools, Allen Hex Keys, Holo-Krome Fasteners, Jacobs Chucks, Matco Hand Tools, and JS Technology Torque Tools, among others. The Danaher Commitment to continuous improvement will ensure the strict adherence to the high standards of quality, delivery and cost upon which Armstrong was founded.

Armstrong Tools are still, and will continue to be, made in America. They are designed and manufactured for professional tool users and, from our very beginning, we have refused to compromise our quality.

It has been gratifying that over the years increasing numbers of people throughout the world, recognizing this tradition of excellence and its inherent value, have come to specify and demand Armstrong Tools.

Since our company's inception in 1890, we have recognized Industrial Distributors as the most efficient and economical means of getting products from our plant into the hands of tool users.

Services performed by Industrial Distributors are far more sophisticated today than they were in 1890, and the Distributor's value is correspondingly greater to us and to the user of our tools. If you are not taking full advantage of these services, you are losing some of that value.

LOCAL INVENTORY

The industrial Distributor serves as your Armstrong warehouse for daily off-the-shelf requirements of Armstrong Tools. We also recommend that you discuss with your Armstrong Distributor special requirements you may have for large quantities of specific tools. Our inventory adjustment policy makes it easy for the Distributor to customize his inventory to meet your specific requirements.

PRICING

Because your Armstrong Distributor buys directly from us and sells directly to you, you save the marketing costs inherent in multi-step distribution.

SERVICE

"Service" is the Industrial Distributor's middle name. It's ours, too. Rely on your Armstrong Distributor to bail you out of those emergency situations, either from his own inventory or through quick, responsive interaction with our Customer Service Department.

PRODUCT SELECTION

With nearly 5000 tools listed in this catalog, you are almost certain to find what you need to do the job. But finding the exact tool to do the job most efficiently can be made easier if you rely on the knowledge and experience of your Armstrong Distributor's sales representative.

ONE-STOP SHOPPING

In addition to Armstrong Tools, your Industrial Distributor carries a broad selection of other top quality industrial products. His well-deserved reputation as the supermarket of industry offers you the convenience of one-stop shopping for virtually all your maintenance, repair, and operating needs.

INFORMATION

Your Industrial Distributor serves as a conduit of information concerning the new products and methods constantly being introduced in this rapidly changing world.

COST EFFICIENCIES

Industrial Distributors offer various types of systems contracts that can be very effective in reducing your procurement and inventory costs. Additionally, many distributors now offer EDI (electronic data interchange—computer to computer communications), and bar coding, to speed transactions and to improve accuracy.

LIABILITY

The Danaher Tool Group is not responsible for personal injury or damage resulting from improper tool usage, product modification, abuse or usage beyond expected product life.

FEDERAL AND ASME SPECIFICATIONS

Federal and ASME specifications contained in this catalog are intended as a guide only for tool classification and do not infer that the tool identified is in full compliance with the specification indicated.

DIMENSIONS

All dimensions contained in this catalog are nominal. If minimum/maximum dimensions must be determined, please contact our general office at 1-800-866-5753.

Finishes, materials, dimensions and designs are subject to change without notice. Armstrong also reserves the right to discontinue items at any time without notice as part of our ongoing product development.



THE PERFORMAN

STRENGTH SPEED



C E D I F F E R E N C E

ACCESS SAFETY

Armstrong Industrial Hand Tools Master Set Program allows professional technicians to choose the set that best meets their unique demands. Armstrong offers a complete line of fractional and metric sets including single drive size sets and multiple drive size sets that range from 1/4" through 1".

Each master set is designed to include the most popular sizes and innovative new products such as the Armstrong Ratcheting Wrench. Whether it's the 1,200 piece Ultimate Master Set—the largest set in the industrial market—or a 62 piece Basic Set, each Armstrong set has been developed to help the professional technician accomplish even the most difficult tasks.

By offering Master, Intermediate and Basic Sets, professional technicians can select the group of tools that best suits their requirements.

- Master Sets provide an extensive and thorough selection of industrial hand tools and are designed to handle a wide variety of tasks.
- Intermediate Sets offer the professional user the most popular hand tools.
- Basic Sets are comprised of the tools required to handle the most basic industrial applications.


In order to cover the increasing amount of metric fasteners being used today, Armstrong has expanded its offering of metric Master Sets. Metric sets are offered in the same Master, Intermediate and Basic formats. The add-on sets are comprised of the most popular sockets, wrenches and accessories and are designed to compliment an existing Armstrong fractional set without duplication of drive tools.

Each Master Set provides the professional technician with the ability to select the tool storage system that fits their demands. Choose from Industrial Series tool boxes, Standard Series tool boxes—or you can order only the tools and choose the particular box that best suits your needs. Every Armstrong tool box is available, including the largest in the industry—the Triple Bay Industrial Series Tool Box.

Armstrong Industrial Hand Tools Master Sets are designed to help the professional user accomplish even the most difficult industrial application quickly and effectively. That's the Armstrong Performance Difference.



Master Sets





Set 15-000
1192 Pc. Ultimate Master Set
With Industrial Series Box

1/4", 3/8", 1/2" and 3/4" Drive
With 19 drawer triple bay roller cabinet 16-790 and 12 drawer top chest 16-888

Set 15-001
1192 Pc. Ultimate Master Set
Tools Only

1/4", 3/8", 1/2" and 3/4" Drive
No Box; Tools Only

Works on fasteners sizes 1/8" through 2-3/8" and 2mm through 50mm.

Contains:


- 713 Sockets and Accessories
- 228 Wrenches
- 33 Pliers and Snips
- 61 Screwdrivers / Nutdrivers
- 82 Striking and Struck Tools
- 75 Miscellaneous Tools

Complete set contents listed in Appendix A.



Master Sets

Master Sets





Set 15-005
761 Pc. Master Set
With Industrial Series Box

1/4", 3/8", 1/2" and 3/4" Drive
With 19 drawer triple bay roller cabinet
16-790

Set 15-006
761 Pc. Master Set
Tools Only

1/4", 3/8", 1/2" and 3/4" Drive
No Box; Tools Only
Works on fasteners sizes 1/8" through 2-3/8" and 2mm through 36mm.

Contains:


- 410 Sockets and Accessories
- 185 Wrenches
- 21 Pliers and Snips
- 39 Screwdrivers / Nutdrivers
- 40 Striking and Struck Tools
- 66 Miscellaneous Tools

Complete set contents listed in Appendix A.



Master Sets

Master Sets





Set 15-010
623 Pc. Master Set
With Industrial Series Box

1/4", 3/8", 1/2" and 3/4" Drive
With 13 drawer double bay roller cabinet
16-988

Set 15-011
623 Pc. Master Set
Tools Only

1/4", 3/8", 1/2" and 3/4" Drive
No Box; Tools Only

Works on fasteners sizes 1/8" through
2-3/8" and 2.5mm through 26mm.

Contains:

- 319 Sockets and Accessories
- 159 Wrenches
- 33 Pliers / Snips
- 32 Screwdrivers / Nutdrivers
- 38 Striking and Struck Tools
- 42 Miscellaneous Tools

Complete set contents listed in Appendix A.




SAFETY NOTICE

HAND TOOL SAFETY STARTS WITH QUALITY TOOLS!

HAVING THE "RIGHT" TOOL ALWAYS AVAILABLE HELPS ELIMINATE TOOL MISUSE!

A CONSTANT TOOL MAINTENANCE AND REPLACEMENT PROGRAM HELPS AVOID THE USE OF UNSAFE TOOLS.


Set 15-015
453 Pc. Master Set
With Industrial Series Box

1/4", 3/8", 1/2" and 3/4" Drive

 With 8 drawer single bay roller cabinet
 16-985 and 9 drawer top chest 16-885

Set 15-016
453 Pc. Master Set
With Standard Series Box

1/4", 3/8", 1/2" and 3/4" Drive

 With 7 drawer single bay roller cabinet
 16-981 and 10 drawer top chest 16-882

Set 15-017
453 Pc. Master Set
Tools Only

1/4", 3/8", 1/2" and 3/4" Drive

No Box; Tools Only

Works on fasteners sizes 1/8" through 2-3/8".

Contains:

- 220 Sockets and Accessories
- 97 Wrenches
- 32 Pliers / Snips
- 32 Screwdrivers / Nutdrivers
- 38 Striking and Struck Tools
- 34 Miscellaneous Tools

Complete set contents listed in Appendix A.





Set 15-020
272 Pc. Intermediate Set
With Industrial Series Box

1/4", 3/8", 1/2" and 3/4" Drive
With 8 drawer single bay roller cabinet
16-986

Set 15-021
272 Pc. Intermediate Set
With Standard Series Box

1/4", 3/8", 1/2" and 3/4" Drive
With 12 drawer single bay roller cabinet
16-977

Set 15-022
272 Pc. Intermediate Set
Tools Only

1/4", 3/8", 1/2" and 3/4" Drive
No Box; Tools Only

Works on fasteners sizes 3/16" through 2".

Contains:

- 122 Sockets and Accessories
- 55 Wrenches
- 27 Pliers / Snips
- 19 Screwdrivers / Nutdrivers
- 20 Striking and Struck Tools
- 29 Miscellaneous Tools

Complete set contents listed in Appendix A.



Master Sets


Set 15-025
164 Pc. Basic Set
With Industrial Series Box

1/4", 3/8", 1/2" and 3/4" Drive
 With 8 drawer single bay roller cabinet
 16-984

Set 15-026
164 Pc. Basic Set
With Standard Series Box

1/4", 3/8", 1/2" and 3/4" Drive
 With 7 drawer single bay roller cabinet
 16-981

Set 15-027
164 Pc. Basic Set
Tools Only

1/4", 3/8", 1/2" and 3/4" Drive
 No Box; Tools Only

Works on fasteners sizes 3/16" through 2".

Contains:

- 85 Sockets and accessories
- 19 Wrenches
- 10 Pliers / Snips
- 12 Screwdrivers
- 19 Striking and Struck Tools
- 19 Miscellaneous Tools

Complete set contents listed in Appendix A.





Set 15-030
406 Pc. Master Set
With Industrial Series Box

3/8", 1/2" and 3/4" Drive

With 8 drawer single bay roller cabinet 16-986 and 9 drawer top chest 16-886

Set 15-031
406 Pc. Master Set
With Standard Series Box

3/8", 1/2" and 3/4" Drive

With 12 drawer single bay roller cabinet 16-977 and 11 drawer top chest 16-881

Set 15-032
406 Pc. Master Set
Tools Only

3/8", 1/2" and 3/4" Drive

No Box; Tools Only

Works on fasteners sizes 1/8" through 2-3/8".

Contains:

- 171 Sockets and Accessories
- 92 Wrenches
- 33 Pliers / Snips
- 32 Screwdrivers / Nutdrivers
- 38 Striking and Struck Tools
- 40 Miscellaneous Tools

Complete set contents listed in Appendix A.



Master Sets


Set 15-035
248 Pc. Intermediate Set
With Industrial Series Box

3/8", 1/2" and 3/4" Drive

 With 8 drawer single bay roller cabinet
 16-986

Set 15-036
248 Pc. Intermediate Set
With Standard Series Box

3/8", 1/2" and 3/4" Drive

 With 12 drawer single bay roller cabinet
 16-977

Set 15-037
248 Pc. Intermediate Set
Tools Only

3/8", 1/2" and 3/4" Drive

No Box; Tools Only

Works on fasteners sizes 1/4" through 2".

Contains:

- 97 Sockets and Accessories
- 55 Wrenches
- 26 Pliers / Snips
- 19 Screwdrivers / Nutdrivers
- 19 Striking and Struck Tools
- 32 Miscellaneous Tools

Complete set contents listed in Appendix A.





Set 15-040
148 Pc. Basic Mechanics Set
With Industrial Series Box

3/8", 1/2" and 3/4" Drive
With 8 drawer single bay roller cabinet
16-984

Set 15-041
148 Pc. Basic Mechanics Set
With Standard Series Box

3/8", 1/2" and 3/4" Drive
With 7 drawer single bay roller cabinet
16-981

Set 15-042
148 Pc. Basic Mechanics Set
Tools Only

3/8", 1/2" and 3/4" Drive
No Box; Tools Only

Works on fasteners sizes 5/16" through 2".


Contains:

- 70 Sockets and Accessories
- 19 Wrenches
- 11 Pliers / Snips
- 12 Screwdrivers
- 18 Striking and Struck Tools
- 18 Miscellaneous Tools

Complete set contents listed in Appendix A.



Master Sets


Set 15-045
417 Pc. Master Mechanics Set
With Industrial Series Box

1/4", 3/8" and 1/2" Drive

 With 8 drawer single bay roller cabinet
 16-984 and 9 drawer top chest 16-884

Set 15-046
417 Pc. Master Mechanics Set
With Standard Series Box

1/4", 3/8" and 1/2" Drive

 With 7 drawer single bay roller cabinet
 16-981 and 12 drawer top chest 16-881

Set 15-047
417 Pc. Master Mechanics Set
Tools Only

1/4", 3/8" and 1/2" Drive

No Box; Tools Only

Works on fasteners sizes 1/8" through 1-1/2".

Contains:

- 189 Sockets and Accessories
- 87 Wrenches
- 32 Pliers / Snips
- 32 Screwdrivers / Nutdrivers
- 36 Striking and Struck Tools
- 41 Miscellaneous Tools

Complete set contents listed in Appendix A.





Set 15-050
227 Pc. Intermediate Set
With Industrial Series Box

1/4", 3/8" and 1/2" Drive
With 9 drawer top chest 16-886

Set 15-051
227 Pc. Intermediate Set
With Standard Series Box

1/4", 3/8" and 1/2" Drive
With 10 drawer top chest 16-882

Set 15-052
227 Pc. Intermediate Set
Tools Only

1/4", 3/8" and 1/2" Drive
No Box; Tools Only
Works on fasteners sizes 1/8" through 1-1/4".

Contains:

- 102 Sockets and Accessories
- 48 Wrenches
- 14 Pliers / Snips
- 19 Screwdrivers / Nutdrivers
- 18 Striking and Struck Tools
- 26 Miscellaneous Tools

Complete set contents listed in Appendix A.



Master Sets



Set 15-055
131 Pc. Basic Set
With Industrial Series Box

1/4", 3/8" and 1/2" Drive
 With 9 drawer top chest 16-886

Set 15-056
131 Pc. Basic Set
With Standard Series Box

1/4", 3/8" and 1/2" Drive
 With 10 drawer top chest 16-882

Set 15-057
131 Pc. Basic Set
Tools Only

1/4", 3/8" and 1/2" Drive
 No Box; Tools Only

Works on fasteners sizes 3/16" through 1-1/4".

Contains:

- 65 Sockets and Accessories
- 17 Wrenches
- 9 Pliers / Snips
- 8 Screwdrivers
- 16 Striking and Struck Tools
- 16 Miscellaneous Tools

Complete set contents listed in Appendix A.





Set 15-060
163 Pc. Intermediate Set
With Industrial Series Box

3/8" and 1/2" Drive
With 9 drawer top chest 16-886

Set 15-061
163 Pc. Intermediate Set
With Standard Series Box

3/8" and 1/2" Drive
With 10 drawer top chest 16-882

Set 15-062
163 Pc. Intermediate Set
Tools Only

3/8" and 1/2" Drive
No Box; Tools Only
Works on fasteners sizes 1/8" through 1-1/4".

Contains:

- 76 Sockets and Accessories
- 27 Wrenches
- 12 Pliers
- 12 Screwdrivers
- 17 Striking and Struck Tools
- 19 Miscellaneous Tools

Complete set contents listed in Appendix A.



Master Sets


Set 15-065
96 Pc. Basic Set
With Box

3/8" and 1/2" Drive
 With hand box 16-605

Set 15-066
96 Pc. Basic Set
Tools Only

3/8" and 1/2" Drive
 No Box; Tools Only

Works on fasteners sizes 5/16" through 1-1/4".

Contains:

- 41 Sockets and Accessories
- 17 Wrenches
- 6 Pliers
- 8 Screwdrivers
- 15 Striking and Struck Tools
- 9 Miscellaneous Tools

Complete set contents listed in Appendix A.





Set 15-070
78 Pc. Basic Set
With Box

1/2" Drive
With hand box 16-605

Set 15-071
78 Pc. Basic Set
Tools Only

1/2" Drive
No Box; Tools Only

Works on fasteners sizes 5/16" through 1-1/4".

Contains:

- 30 Sockets and Accessories
- 17 Wrenches
- 5 Pliers
- 8 Screwdrivers
- 9 Striking and Struck Tools
- 9 Miscellaneous Tools

Complete set contents listed in Appendix A.



Master Sets


Set 15-075
62 Pc. Basic Set
With Box

3/8" Drive
 With hand box 16-605

Set 15-076
62 Pc. Basic Set
Tools Only

3/8" Drive
 No Box; Tools Only

Works on fasteners sizes 3/8" through 7/8".

Contains:

- 21 Sockets and Accessories
- 12 Wrenches
- 5 Pliers
- 5 Screwdrivers
- 10 Striking and Struck Tools
- 9 Miscellaneous Tools

Complete set contents listed in Appendix A.





Set 15-080
131 Pc. Small Tool Set
With Box

1/4" Drive
With hand box 16-605

Set 15-081
131 Pc. Small Tool Set
Tools Only

1/4" Drive
No Box; Tools Only
Works on fasteners sizes 5/64" through 3/4".

Contains:

- 39 Sockets and Accessories
- 29 Wrenches
- 14 Pliers / Snips
- 18 Screwdrivers / Nutdrivers
- 8 Striking and Struck Tools
- 23 Miscellaneous Tools

Complete set contents listed in Appendix A.



Master Sets


Set 15-085
195 Pc. Master Socket and Wrench Set
With Industrial Series Box

1/4", 3/8" and 1/2" Drive
 With 9 drawer top chest 16-886

Set 15-086
195 Pc. Master Socket and Wrench Set
With Standard Series Box

1/4", 3/8" and 1/2" Drive
 With 10 drawer top chest 16-882

Set 15-087
195 Pc. Master Socket and Wrench Set
Tools Only

1/4", 3/8" and 1/2" Drive
 No Box; Tools Only
 Works on fasteners sizes 1/8" through 1-1/4".

Contains:

- 111 Sockets and Accessories
- 59 Wrenches
- 1 Plier
- 11 Nutdrivers
- 13 Miscellaneous

Complete set contents listed in Appendix A.





Set 15-090
71 Pc. Heavy Equipment Set
With Industrial Series Box

3/4" and 1" Drive
With 8 drawer single bay roller cabinet
16-986

Set 15-091
71 Pc. Heavy Equipment Set
Tools Only

3/4" and 1" Drive
No Box; Tools Only

Works on fasteners sizes 1" through 3-1/2".

Contains:

- 46 Sockets and Accessories
- 16 Wrenches
- 7 Striking and Struck Tools
- 2 Miscellaneous Tools

Complete set contents listed in Appendix A.



Master Sets


Set 15-095
94 Pc. Heavy Equipment Set
With Industrial Series Box

3/8", 1/2" and 3/4" Drive
 With 8 drawer top chest 16-884

Set 15-096
94 Pc. Heavy Equipment Set
With Standard Series Box

3/8", 1/2" and 3/4" Drive
 With 6 drawer top chest 16-880

Set 15-097
94 Pc. Heavy Equipment Set
Tools Only

3/8", 1/2" and 3/4" Drive
 No Box; Tools Only

Works on fasteners sizes 1/4" through 2-1/4".

Contains:

- 52 Sockets and Accessories
- 21 Wrenches
- 5 Pliers
- 3 Screwdrivers
- 11 Striking and Struck Tools
- 2 Miscellaneous Tools

Complete set contents listed in Appendix A.





Set 44-000
111 Pc. Metric Add-on Set
With Industrial Series Box

1/4", 3/8" and 1/2" Drive
With 3 drawer intermediate chest 16-622

Set 44-001
111 Pc. Metric Add-on Set
With Standard Series Box

1/4", 3/8" and 1/2" Drive
With 4 drawer intermediate chest 16-620

Set 44-002
111 Pc. Metric Add-on Set
Tools Only

1/4", 3/8" and 1/2" Drive
No Box; Tools Only

Works on fasteners sizes 4mm through 26mm.

Contains:

- 84 Sockets and Accessories
- 18 Wrenches
- 9 Hex Keys

Complete set contents listed in Appendix A.



Master Sets


Set 44-005
248 Pc. Metric Intermediate Set
With Industrial Series Box

1/4", 3/8", 1/2" and 3/4" Drive

 With 8 drawer single bay roller cabinet
 16-986

Set 44-006
248 Pc. Metric Intermediate Set
With Standard Series Box

1/4", 3/8", 1/2" and 3/4" Drive

 With 7 drawer single bay roller cabinet
 16-981

Set 44-007
248 Pc. Metric Intermediate Set
Tools Only

1/4", 3/8", 1/2" and 3/4" Drive

No Box; Tools Only

Works on fasteners sizes 4mm through 46mm.

Contains:

- 110 Sockets and Accessories
- 45 Wrenches
- 28 Pliers / Snips
- 19 Screwdrivers / Nutdrivers
- 19 Striking and Struck Tools
- 27 Miscellaneous Tools

Complete set contents listed in Appendix A.





Set 44-010
355 Pc. Metric Master Set
With Industrial Series Box

1/4", 3/8" and 1/2" Drive
With 8 drawer single bay roller cabinet 16-986 and 9 drawer top chest 16-886

Set 44-011
355 Pc. Metric Master Set
With Standard Series Box

1/4", 3/8" and 1/2" Drive
With 7 drawer single bay roller cabinet 16-981 and 10 drawer top chest 16-882

Set 44-012
355 Pc. Metric Master Set
Tools Only

1/4", 3/8" and 1/2" Drive
No Box; Tools Only

Works on fasteners sizes 2.5mm through 36mm.

Contains:

- 156 Sockets and Accessories
- 66 Wrenches
- 32 Pliers / Snips
- 34 Screwdrivers / Nutdrivers
- 36 Striking and Struck Tools
- 31 Miscellaneous Tools

Complete set contents listed in Appendix A.



Master Sets


Set 44-015
229 Pc. Metric Intermediate Set
With Industrial Series Box

1/4", 3/8" and 1/2" Drive
 With 9 drawer top chest 16-886

Set 44-016
229 Pc. Metric Intermediate Set
With Standard Series Box

1/4", 3/8" and 1/2" Drive
 With 7 drawer single bay roller cabinet
 16-982

Set 44-017
229 Pc. Metric Intermediate Set
Tools Only

1/4", 3/8" and 1/2" Drive
 No Box; Tools Only

Works on fasteners sizes 4mm through 26mm.

Contains:

- 104 Sockets and Accessories
- 52 Wrenches
- 16 Pliers / Snips
- 19 Screwdrivers / Nutdrivers
- 18 Striking and Struck Tools
- 20 Miscellaneous Tools

Complete set contents listed in Appendix A.





Set 44-020
138 Pc. Metric Basic Set
With Industrial Series Box

1/4", 3/8" and 1/2" Drive
With 9 drawer top chest 16-886

Set 44-021
138 Pc. Metric Basic Set
With Standard Series Box

1/4", 3/8" and 1/2" Drive
With 7 drawer single bay roller cabinet 16-982

Set 44-022
138 Pc. Metric Basic Set
Tools Only

1/4", 3/8" and 1/2" Drive
No Box; Tools Only

Works on fasteners sizes 4mm through 26mm.

Contains:

- 71 Sockets and Accessories
- 17 Wrenches
- 10 Pliers
- 8 Screwdrivers
- 15 Striking and Struck Tools
- 17 Miscellaneous Tools

Complete set contents listed in Appendix A.



Master Sets


Set 44-025
158 Pc. Metric Intermediate Set
With Industrial Series Box

3/8" and 1/2" Drive

With 9 drawer top chest 16-886

Set 44-026
158 Pc. Metric Intermediate Set
With Standard Series Box

3/8" and 1/2" Drive

 With 7 drawer single bay roller cabinet
 16-982

Set 44-027
158 Pc. Metric Intermediate Set
Tools Only

3/8" and 1/2" Drive

No Box; Tools Only

Works on fasteners sizes 4mm through 46mm.

Contains:

- 74 Sockets and Accessories
- 27 Wrenches
- 12 Pliers / Snips
- 12 Screwdrivers
- 17 Striking and Struck Tools
- 16 Miscellaneous Tools

Complete set contents listed in Appendix A.





Set 44-030
99 Pc. Metric Basic Set
With Box

3/8" and 1/2" Drive
With hand box 16-605

Set 44-031
99 Pc. Metric Basic Set
Tools Only

3/8" and 1/2" Drive
No Box; Tools Only

Works on fasteners sizes 6mm through 26mm.

Contains:

- 42 Sockets and Accessories
- 17 Wrenches
- 6 Pliers / Snips
- 8 Screwdrivers
- 15 Striking and Struck Tools
- 11 Miscellaneous Tools

Complete set contents listed in Appendix A.



Master Sets


Set 44-035
77 Pc. Metric Basic Set
With Box

1/2" Drive
 With hand box 16-605

Set 44-036
77 Pc. Metric Basic Set
Tools Only

1/2" Drive
 No Box; Tools Only

Works on fasteners sizes 7mm through 26mm.

Contains:

- 31 Sockets and Accessories
- 17 Wrenches
- 5 Pliers
- 7 Screwdrivers
- 10 Striking and Struck Tools
- 7 Miscellaneous Tools

Complete set contents listed in Appendix A.





Set 44-040
67 Pc. Metric Basic Set
With Box

3/8" Drive
With hand box 16-605

Set 44-041
67 Pc. Metric Basic Set
Tools Only

3/8" Drive
No Box; Tools Only

Works on fasteners sizes 7mm through 19mm.

Contains:

- 29 Sockets and Accessories
- 11 Wrenches
- 5 Pliers
- 5 Screwdrivers
- 10 Striking and Struck Tools
- 7 Miscellaneous Tools

Complete set contents listed in Appendix A.



Master Sets


Set 44-045
100 Pc. Metric Heavy Equipment Set
With Industrial Series Box

3/8", 1/2" and 3/4" Drive
 With 8 drawer top chest 16-884

Set 44-046
100 Pc. Metric Heavy Equipment Set
With Standard Series Box

3/8", 1/2" and 3/4" Drive
 With 6 drawer top chest 16-880

Set 44-047
100 Pc. Metric Heavy Equipment Set
Tools Only

3/8", 1/2" and 3/4" Drive
 No Box; Tools Only

Works on fasteners sizes 7mm through 60mm.

Contains:

- 56 Sockets and Accessories
- 24 Wrenches
- 5 Pliers
- 3 Screwdrivers
- 10 Striking and Struck Tools
- 2 Miscellaneous Tools

Complete set contents listed in Appendix A.





NOTES:

THE PERFORMAN

STRENGTH SPEED

ACCESS

Full drawer extension allows complete access to drawer contents.

STRENGTH

Industrial scratch-resistant finish resists scratches and wear even in the most severe industrial environments.

INDUSTRIAL SERIES

SAFETY

Fully-recessed drawers prevent inadvertent collisions.



STRENGTH

Reinforced corner post design eliminates corner cracking and racking.

STRENGTH

Heavy duty ball bearing slides on select models offer smooth operation even under extreme weight loads.

STRENGTH

Heavy duty casters maximize mobility and durability.

STRENGTH

Unibody design constructed from minimum 18 gauge steel spreads torsional forces throughout the cabinet maintaining squareness and allows for extra load strength and mobility.

CE DIFFERENCE

ACCESS SAFETY

STANDARD SERIES



SAFETY

Fully-recessed drawers prevent inadvertent collisions.

ACCESS

Full drawer extension allows complete access to drawer contents.

STRENGTH

Heavy duty ball bearing slides on select models offer smooth operation even under extreme weight loads.

STRENGTH

Heavy duty casters maximize mobility and durability.

STRENGTH

Double-wall construction reduces corner cracking and racking.



SECTION 2 CONTENTS

Cabinets

Top Chests

Accessories

Plastic Storage

Metal Boxes

Vinyl Rolls

Roller Cabinet / Top Chest / Accessory Combination Reference Chart
TOP CHESTS & ACCESSORIES

		16-888 Top Chest	16-886 Top Chest	16-885 Top Chest	16-884 Top Chest	16-625 Side Cab.	16-626 Side Cab.	16-622 Inter Cab.
CABINETS	16-790	X	X	X	X			
	16-988	X	X	X	X	X		
	16-986		X	X	X		X	X
	16-985		X	X	X		X	X
	16-984				X			

X Roller Cabinet, Top Chest and Accessories specifically designed to be utilized together

X Roller Cabinet, Top Chest and Accessories that physically fit, but have slight differences

Tool Storage




19 Drawer Triple Bay Roller Cabinet 16-790

Width, Inches	Depth, Inches	Height, Inches	Cubic Inches	Drawer Bearings	Weight, Pounds	Casters w/Bearings
73.843	24.906	42.078	34,140	Yes	850	6 x 2

Drawer Dimensions	Width, Inches	Depth, Inches	Height, Inches
1 Drawer	48.093	22.906	3.906
1 Drawer	16.843	22.906	3.906
6 Drawers	16.843	22.906	1.906
2 Drawers	16.843	22.906	2.906
2 Drawers	16.843	22.906	11.656
3 Drawers	28.625	22.906	1.906
2 Drawers	28.625	22.906	2.906
2 Drawers	28.625	22.906	3.906

13 Drawer Double Bay Roller Cabinet 16-988

Width, Inches	Depth, Inches	Height, Inches	Cubic Inches	Drawer Bearings	Weight, Pounds	Casters w/Bearings
54.375	24.906	42.078	24,809	Yes	625	6 x 2

Drawer Dimensions	Width, Inches	Depth, Inches	Height, Inches
1 Drawer	48.093	22.906	3.906
3 Drawers	16.843	22.906	1.906
1 Drawer	16.843	22.906	2.906
1 Drawer	16.843	22.906	11.656
3 Drawers	28.625	22.906	1.906
2 Drawers	28.625	22.906	2.906
2 Drawers	28.625	22.906	3.906




8 Drawer Single Bay Roller Cabinet 16-986

Width, Inches	Depth, Inches	Height, Inches	Cubic Inches	Drawer Bearings	Weight, Pounds	Casters
33.406	18.500	40.187	12,370	Yes	295	5x1.500

Drawer Dimensions	Width, Inches	Depth, Inches	Height, Inches
3 Drawers	28.593	16.718	1.906
2 Drawers	28.593	16.718	2.906
2 Drawers	28.593	16.718	3.906
1 Drawer	28.593	16.718	6.531


8 Drawer Single Bay Roller Cabinet 16-985

Width, Inches	Depth, Inches	Height, Inches	Cubic Inches	Drawer Bearings	Weight, Pounds	Casters
33.500	18.500	40.187	12,370	No	290	5x1.500

Drawer Dimensions	Width, Inches	Depth, Inches	Height, Inches
3 Drawers	28.593	16.718	1.906
2 Drawers	28.593	16.718	2.906
2 Drawers	28.593	16.718	3.906
1 Drawer	28.593	16.718	6.531


8 Drawer Single Bay Roller Cabinet 16-984

Width, Inches	Depth, Inches	Height, Inches	Cubic Inches	Drawer Bearings	Weight, Pounds	Casters
29.687	18.578	41.109	9,701	No	270	5x1.500

Drawer Dimensions	Width, Inches	Depth, Inches	Height, Inches
4 Drawers	23.500	16.593	1.906
4 Drawers	23.500	16.593	4.312





12 Drawer Top Chest 16-888

Width, Inches	Depth, Inches	Height, Inches	Cubic Inches	Drawer Bearings	Weight, Pounds
54.375	24.906	24.562	19,361	Yes	445
Drawer Dimensions			Width, Inches	Depth, Inches	Height, Inches
4 Drawers			16.843	22.906	1.906
2 Drawers			16.843	22.906	2.906
4 Drawers			28.625	22.906	1.906
2 Drawers			28.625	22.906	2.906
Top			54.250	24.906	4.125



9 Drawer Top Chest 16-886

Width, Inches	Depth, Inches	Height, Inches	Cubic Inches	Drawer Bearings	Weight, Pounds
33.406	18.500	21.578	7,430	Yes*	218
Drawer Dimensions			Width, Inches	Depth, Inches	Height, Inches
6 Drawers			8.750	16.718	1.984
2 Drawers			28.593	16.718	1.906
1 Drawer			28.593	16.718	2.906
Top			33.218	17.750	4.203

*3 full width drawers only



9 Drawer Top Chest 16-885

Width, Inches	Depth, Inches	Height, Inches	Cubic Inches	Drawer Bearings	Weight, Pounds
33.406	18.500	21.578	7,430	No	200
Drawer Dimensions			Width, Inches	Depth, Inches	Height, Inches
6 Drawers			8.750	16.718	1.984
2 Drawers			28.593	16.718	1.906
1 Drawer			28.593	16.718	2.906
Top			33.218	17.750	4.203



8 Drawer Top Chest 16-884

Width, Inches	Depth, Inches	Height, Inches	Cubic Inches	Drawer Bearings	Weight, Pounds
29.687	18.578	22.640	5,500	No	180
Drawer Dimensions			Width, Inches	Depth, Inches	Height, Inches
4 Drawers			7.031	16.593	1.906
1 Drawer			7.031	16.593	4.312
1 Drawer			23.500	16.593	1.906
2 Drawers			23.500	16.593	4.312




3 Drawer Intermediate Chest 16-622

Width, Inches	Depth, Inches	Height, Inches	Cubic Inches	Drawer Bearings	Weight, Pounds
33.406	18.500	12.062	3,211	Yes	108
Drawer Dimensions			Width, Inches	Depth, Inches	Height, Inches
2 Drawers			28.593	16.718	1.906
1 Drawer			28.593	16.718	2.906


8 Drawer Side Cabinet 16-625

Width, Inches	Depth, Inches	Height, Inches	Cubic Inches	Drawer Bearings	Weight, Pounds
19.875	24.906	35.312	7,919	Yes	250
Drawer Dimensions			Width, Inches	Depth, Inches	Height, Inches
1 Drawer			14.625	22.906	6.031
3 Drawers			14.625	22.906	1.906
2 Drawers			14.625	22.906	2.906
2 Drawers			14.625	22.906	3.906


7 Drawer Side Cabinet 16-626

Width, Inches	Depth, Inches	Height, Inches	Cubic Inches	Drawer Bearings	Weight, Pounds
18.500	18.500	34.562	6,972	No	180
Drawer Dimensions			Width, Inches	Depth, Inches	Height, Inches
3 Drawers			13.656	16.500	1.906
2 Drawers			13.656	16.500	2.906
1 Drawer			13.656	16.500	3.906
1 Drawer			13.656	16.500	10.906





Roller Cabinet / Top Chest / Accessory Combination Reference Chart

TOP CHESTS & ACCESSORIES

CABINETS	16-887	16-889	16-883	16-881	16-882	16-880	16-611	16-620	
	Top Chest	Top Chest	Top Chest	Top Chest	Top Chest	Top Chest	Side Cab.	Inter Cab.	
	16-987	X	X	X	X	X	X	X	
	16-901		X	X	X	X	X		
	16-979				X	X	X		
	16-900		X	X	X	X	X		
	16-977				X	X	X	X	
	16-978				X	X	X	X	
	16-981				X	X	X	X	
	16-982				X	X	X	X	
16-980				X	X	X	X		

- X Roller Cabinet, Top Chest and Accessories specifically designed to be utilized together
- X Roller Cabinet, Top Chest and Accessories that physically fit, but have slight differences




12 Drawer Double Bay Roller Cabinet 16-987

Width, Inches	Depth, Inches	Height, Inches	Cubic Inches	Drawer Bearings	Weight, Pounds	Casters w/Bearings
46.000	24.000	42.250	24,055	Yes	386	6x2
Drawer Dimensions			Width, Inches	Depth, Inches	Height, Inches	
1 Drawer			41.875	21.500	4.125	
4 Drawers			23.375	21.500	3.125	
1 Drawer			23.375	21.500	4.125	
1 Drawer			23.375	21.500	8.500	
4 Drawers			14.375	21.500	3.125	
1 Drawer			14.375	21.500	12.750	


12 Drawer Double Bay Roller Cabinet 16-901

Width, Inches	Depth, Inches	Height, Inches	Cubic Inches	Drawer Bearings	Weight, Pounds	Casters
40.750	18.000	41.250	15,910	Yes	232	5x2
Drawer Dimensions			Width, Inches	Depth, Inches	Height, Inches	
1 Drawer			36.625	16.375	4.125	
1 Drawer			22.375	16.375	2.000	
3 Drawers			22.375	16.375	3.125	
2 Drawers			22.375	16.375	6.375	
1 Drawer			11.750	16.375	2.000	
3 Drawers			11.750	16.375	3.125	
1 Drawer			11.750	16.375	12.750	


12 Drawer Double Bay Roller Cabinet 16-900

Width, Inches	Depth, Inches	Height, Inches	Cubic Inches	Drawer Bearings	Weight, Pounds	Casters
40.750	18.000	41.250	15,910	No/Yes	205	5x2
Drawer Dimensions			Bearings	Width, Inches	Depth, Inches	Height, Inches
1 Drawer			Yes	36.625	16.375	4.125
1 Drawer			No	22.375	16.375	2.000
3 Drawers			No	22.375	16.375	3.125
2 Drawers			No	22.375	16.375	6.375
1 Drawer			No	11.750	16.375	2.000
3 Drawers			No	11.750	16.375	3.125
1 Drawer			No	11.750	16.375	12.750





12 Drawer Single Bay Roller Cabinet 16-977

Width, Inches	Depth, Inches	Height, Inches	Cubic Inches	Drawer Bearings	Weight, Pounds	Casters
26.000	18.000	41.250	10,457	No	145	5x2

Drawer Dimensions	Width, Inches	Depth, Inches	Height, Inches
4 Drawers	6.750	16.375	2.000
1 Drawer	6.750	16.375	4.125
6 Drawers	22.375	16.375	3.125
1 Drawer	22.375	16.375	6.375



9 Drawer Single Bay Roller Cabinet 16-978

Width, Inches	Depth, Inches	Height, Inches	Cubic Inches	Drawer Bearings	Weight, Pounds	Casters
26.500	18.000	41.250	10,562	No	130	5x2

Drawer Dimensions	Width, Inches	Depth, Inches	Height, Inches
2 Drawers	10.625	16.375	4.125
2 Drawers	10.625	16.375	3.125
3 Drawers	22.375	16.375	3.125
2 Drawers	22.375	16.375	6.375




7 Drawer Single Bay Roller Cabinet 16-981

Width, Inches	Depth, Inches	Height, Inches	Cubic Inches	Drawer Bearings	Weight, Pounds	Casters
26.500	18.000	41.250	10,696	Yes	125	5x2
Drawer Dimensions			Width, Inches	Depth, Inches	Height, Inches	
1 Drawer			22.375	16.375	4.125	
4 Drawers			22.375	16.375	3.125	
2 Drawers			22.375	16.375	6.375	


5 Drawer Single Bay Roller Cabinet 16-982

Width, Inches	Depth, Inches	Height, Inches	Cubic Inches	Drawer Bearings	Weight, Pounds	Casters
26.500	18.000	41.250	11,780	No	112	5x2
Drawer Dimensions			Width, Inches	Depth, Inches	Height, Inches	
4 Drawers			22.375	16.375	3.125	
1 Drawer			22.375	16.375	6.375	
Panel Area			26.250	17.750	10.625	


3 Drawer Single Bay Roller Cabinet 16-980

Width, Inches	Depth, Inches	Height, Inches	Cubic Inches	Drawer Bearings	Weight, Pounds	Casters
26.500	18.000	35.500	9,518	No	91	5x2
Drawer Dimensions			Width, Inches	Depth, Inches	Height, Inches	
2 Drawers			22.375	16.375	3.125	
1 Drawer			22.375	16.375	6.375	
Panel Area			26.250	17.750	10.625	





10 Drawer Top Chest 16-887

Width, Inches	Depth, Inches	Height, Inches	Cubic Inches	Drawer Bearings	Weight, Pounds
46.000	24.000	23.750	16,916	Yes	300
Drawer Dimensions			Width, Inches	Depth, Inches	Height, Inches
2 Drawers			22.375	21.500	2.000
2 Drawers			22.375	21.500	3.125
1 Drawer			22.375	21.500	4.125
2 Drawers			14.375	21.500	2.000
2 Drawers			14.375	21.500	3.125
1 Drawer			14.375	21.500	4.125
Top			46.000	23.000	5.000



11 Drawer Top Chest 16-889

Width, Inches	Depth, Inches	Height, Inches	Cubic Inches	Drawer Bearings	Weight, Pounds
40.500	17.500	19.750	10,362	Yes	143
Drawer Dimensions			Width, Inches	Depth, Inches	Height, Inches
5 Drawers			22.375	16.375	2.000
1 Drawer			22.375	16.375	3.125
4 Drawers			11.750	16.375	2.000
1 Drawer			11.750	16.375	5.250
Top			40.375	17.500	4.460



11 Drawer Top Chest 16-883

Width, Inches	Depth, Inches	Height, Inches	Cubic Inches	Drawer Bearings	Weight, Pounds
40.500	16.000	19.750	9,326	No	110
Drawer Dimensions			Width, Inches	Depth, Inches	Height, Inches
5 Drawers			22.375	14.625	2.000
1 Drawer			22.375	14.625	3.125
4 Drawers			11.750	14.625	2.000
1 Drawer			11.750	14.625	5.250
Top			40.500	16.000	4.460




12 Drawer Top Chest 16-881

Width, Inches	Depth, Inches	Height, Inches	Cubic Inches	Drawer Bearings	Weight, Pounds
26.000	12.000	19.750	4,335	No	64
Drawer Dimensions			Width, Inches	Depth, Inches	Height, Inches
9 Drawers			6.750	10.750	2.000
2 Drawers			22.375	10.750	2.000
1 Drawer			22.375	10.750	3.125
Top			26.000	12.000	2.375


10 Drawer Top Chest 16-882

Width, Inches	Depth, Inches	Height, Inches	Cubic Inches	Drawer Bearings	Weight, Pounds
26.000	12.000	19.750	4,358	No	60
Drawer Dimensions			Width, Inches	Depth, Inches	Height, Inches
6 Drawers			6.750	10.750	2.000
1 Drawer			6.750	10.750	6.375
2 Drawers			22.375	10.750	2.000
1 Drawer			22.375	10.750	3.125
Top			26.000	12.000	2.375


6 Drawer Top Chest 16-880

Width, Inches	Depth, Inches	Height, Inches	Cubic Inches	Drawer Bearings	Weight, Pounds
26.000	12.000	15.500	3,467	No	47
Drawer Dimensions			Width, Inches	Depth, Inches	Height, Inches
3 Drawers			6.750	10.750	2.000
2 Drawers			22.375	10.750	2.000
1 Drawer			22.375	10.750	3.125
Top			26.000	12.000	2.375





6 Drawer Side Cabinet 16-611

Width, Inches	Depth, Inches	Height, Inches	Cubic Inches	Drawer Bearings	Weight, Pounds
15.750	18.000	35.500	5,649	No	67
Drawer Dimensions			Width, Inches	Depth, Inches	Height, Inches
1 Drawer			11.750	16.375	4.125
4 Drawers			11.750	16.375	3.125
1 Drawer			11.750	16.375	12.750



4 Drawer Intermediate Chest 16-620

Width, Inches	Depth, Inches	Height, Inches	Cubic Inches	Drawer Bearings	Weight, Pounds
26.000	12.000	12.250	1,929	No	31
Drawer Dimensions			Width, Inches	Depth, Inches	Height, Inches
4 Drawers			22.375	10.750	2.000



Shelf 16-610

Width, Inches	Depth, Inches	Height, Inches	Cubic Inches	Drawer Bearings	Weight, Pounds
17.500	15.000	N/A	NA/	N/A	9



6 Drawer Road Box 16-617

Reinforced drop front panel with gasket closure protects from weather and theft. Two bottom-skid rails provide additional strength while allowing forklift access. 16 gauge cradle provides additional reinforcement. Some assembly required.

Width, Inches	Depth, Inches	Height, Inches	Cubic Inches	Drawer Bearings	Weight, Pounds
36.000	20.000	27.750	8,279	No	207
Drawer Dimensions			Width, Inches	Depth, Inches	Height, Inches
5 Drawers			28.375	16.250	2.000
1 Drawer			28.375	16.250	3.000



Hand Boxes



Hand Box 16-605

Width, Inches	Depth, Inches	Height, Inches	Cubic Inches	Weight, Pounds
20.000	8.000	9.000	1,440	11.5



Hand Box 16-607

Width, Inches	Depth, Inches	Height, Inches	Cubic Inches	Weight, Pounds
16.000	7.000	7.500	822	7.0

Tool Storage

PLASTIC STORAGE PRODUCTS

MOLDED FROM HEAVY-DUTY POLYPROPYLENE

- Will not dent or rust

THREE LEVELS OF STORAGE: TOTE, TOP TRAY AND TUB

- Organizes hand tools, power tools and supplies

"V" GROOVE IN LID

- Holds pipes, dowels and similar items in place for sawing



Plastic Hand Box 16-602

Width, Inches	Depth, Inches	Height, Inches	Cubic Inches	Weight, Pounds	
20.750	13.500	16.750	4,095	11.5	
Drawer Dimensions			Width, Inches	Depth, Inches	Height, Inches
Top Tray			20.750	13.500	2.500
Middle Tray			20.750	13.500	5.250
Bottom			20.750	13.500	13.500



Plastic Hand Box 16-600


Width, Inches	Depth, Inches	Height, Inches	Cubic Inches	Weight, Pounds	
16.250	9.000	12.500	1,165	6.5	
Drawer Dimensions			Width, Inches	Depth, Inches	Height, Inches
Top Tray			16.000	7.375	2.000
Middle Tray			16.000	7.375	3.000
Bottom			16.000	7.375	7.000





Steel Cases and Tote Trays

Product Number	Length, Inches	Width, Inches	Height, Inches	Used for these Tool Sets	Weight, Pounds
16-601	6-1/2	3-1/2	1-1/4	15-225, 15-230, 15-235, 44-210	0.86
16-604	10	5-5/8	1-1/2	15-210, 15-215, 15-220, 44-205	1.96
16-606	17	5-5/8	1-1/4	15-200, 44-200	2.61
16-613	17	5-1/4	3	15-205, 15-320, 15-325, 15-330, 15-340, 44-310, 44-315	4.6
16-615	21-1/2	5-5/8	3-1/8	15-310, 44-300	6.21
16-621	14	5-3/4	3	15-335, 44-320	4.05
16-623	17-1/2	3-1/4	2-1/8	15-540, 44-525	2.48
16-629	23	7-1/2	4-1/8	15-510, 15-515, 15-520, 15-525, 15-530, 15-535, 44-510, 44-515, 44-520	7.43
16-635	23	7-1/2	4-1/8	—	7.76
16-641	31-1/4	8	5	15-710, 15-715, 44-710, 15-810	18.52
16-649	11	4	1-1/2	15-345, 15-350, 44-325	1.71
16-651	22 3/4	8-5/8	8-3/8	—	15.21
16-653*	22-1/2	8-1/2	3	—	2.97
16-657	27-1/2	11-1/2	5-1/2	15-700, 15-705, 44-700, 44-705	19.59
16-659	35	11-1/2	5-1/2	15-800, 15-805	24.94
16-681	9	1-5/8	1-3/4	—	0.47
16-685	9-1/2	1-1/2	3-1/2	—	0.56
16-691	14-1/4	1-3/4	3-1/2	—	1.09
16-695	19	2-1/4	2-1/4	—	1.16



*Tote Tray for 16-651 Steel Case. Sold separately.


Blow Mold Case

Product Number	Length, Inches	Width, Inches	Height, Inches	Used for these Tool Sets	Weight, Pounds
16-697	10	5-1/2	1-1/2	44-380, 15-430	0.46

Socket Bars and Clips

Bars accept clips in all drive sizes and are drilled at each end for easy attachment to wall, workbench or drawer. Made of heavy gauge steel and bright plated. Clips sold in standard package of 10 pieces only.


Bars			Clips		
Product Number	Length, Inches	Weight, Pounds	Product Number	Drive Size, Inches	Weight, Pounds
16-831	9	0.06	16-841	1/4	0.01
16-832	11	0.07	16-843	3/8	0.01
16-834	13	0.10	16-845	1/2	0.04
16-835	17	0.14	16-847	3/4	0.10



Plastic Socket Bars and Clips

Heavy-duty plastic socket bars accept clips in all drive sizes. Color-coded for use with fractional (red) and metric (blue) sockets. Clips sold in standard package of 15 pieces only.

Bars			Clips			
Product Number	Length, Inches	Weight, Pounds	Product Number	Drive Size, Inches	Weight, Pounds	
16-836	Red-Fractional	10	0.08	16-844	1/4	0.04
16-837	Blue-Metric	10	0.08	16-846	3/8	0.09
16-838	Red-Fractional	15	0.12	16-848	1/2	0.17
16-839	Blue-Metric	15	0.12			



Vinyl Rolls

Product	Number of Pockets	Dimensions, Inches		Used In These Tool Sets
		Width	Height	
Wrench Sets				
29-472	3	6-1/2	11-1/2	28-153
29-474	3	10	17	28-850, 28-855, 34-850
29-476	4	6-1/4	6-1/2	27-563
29-416	4	8-1/4	13	25-692, 27-768, 26-730, 26-700
29-418	5	7	8-1/2	27-939, 70-970
29-420	5	11-1/4	15	27-635, 53-841, 29-273, 30-973, 53-700, 26-730, 28-155, 55-387
29-421	5	9-3/8	17-1/2	26-849
29-422	6	11-1/4	11	53-270
29-424	6	15	18	27-570, 54-571
29-426	7	18-1/2	10-1/2	66-843, 28-386
29-428	7	13-1/4	21	26-852
29-430	7	11-3/4	8	25-609, 25-605, 30-609
29-432	7	13-3/4	18	25-671, 25-631, 25-677, 30-631, 25-694, 27-609, 27-708, 53-843
29-434	7	8	7	52-601, 54-941
29-436	7	14-1/2	6-1/2	54-668, 27-885, 28-250
29-438	8	7-3/8	6	25-602
29-440	8	14-3/8	13	27-770
29-442	9	26	21-1/2	54-573
29-444	9	11-3/8	8-1/2	27-942
29-446	9	10-5/8	7	27-937
29-448	9	14-1/8	13	52-630, 52-679
29-450	10	20	8	52-607, 52-605, 55-386
29-452	10	21-1/4	17	25-637, 25-680, 25-626, 52-671, 52-631, 52-623, 52-677, 27-708, 54-609, 53-273
29-454	10	28	26	30-635, 26-282
29-456	11	29	10-1/4	66-845, 66-848
29-458	11	22	12-1/2	25-675, 25-696, 53-845
29-460	13	15	8-1/2	25-675, 25-696, 53-845
29-462	13	24-1/2	13	25-613, 30-613
29-464	14	34-1/2	17	27-895
29-466	14	24-1/4	14	52-619, 52-627
29-468	15	24-7/8	17	25-657, 25-642, 25-689, 25-681, 30-644, 52-634, 52-632, 52-684, 52-682, 52-628
29-470	18	33-1/4	17	52-638, 52-686
Punch and Chisel Sets				
29-401	19	30-1/4	14	70-550
29-402	19	29	14	70-567
29-403	27	37-7/8	14	70-568
29-404	12	16	8-1/2	70-565
29-405	10	17-3/4	11-1/4	70-552, 70-563
29-406	7	10-3/4	10-1/2	70-553, 70-554, 70-557, 70-563
29-407	5	7-5/8	12	70-556, 70-559, 70-560, 70-564
Screwdriver and Nut Driver Sets				
29-410	4	11	17	66-610, 66-618, 66-639
29-411	5	15	13	66-611, 66-615
29-412	6	15	20	66-606, 66-608, 66-611, 66-619, 66-640
29-413	7	20-1/2	13-1/4	66-614
29-414	7	16-1/2	20	66-626
29-415	8	25-1/4	17	66-604, 66-611, 66-612, 66-620
29-426	7	18-1/2	10-1/2	66-843
29-456	11	29	10-1/4	66-845, 66-848
29-472	3	6-1/2	11-1/2	66-692

Tool Storage





NOTES:

Tool Storage

THE PERFORMAN

STRENGTH **SPEED**



PERFORMANCE DIFFERENCE

ACCESS SAFETY

With over 125 single drive socket sets, Armstrong Industrial Hand Tools offers the widest variety of sets available in the industrial market. Each set was developed with the professional technician in mind and comes with the most popular sizes and drive tools.

Armstrong offers the professional technician a variety of sets ranging from 1/4" through 1". Sets are designed to provide a complete offering of sockets and a variety of drive tools and accessories. Each set comes with a heavy duty metal box or clips and rails to make sure the sockets stay protected and organized. Larger sets are built up from smaller sets and the smaller sets come with the most popular sizes to permit expansion without duplication of drive tools.

All Armstrong 1/4" through 3/4" sets now incorporate **EYE-D** markings on the sockets. These laser etched markings optimize the size identification as well as provide SAE / Metric differentiation, even in low light conditions.

In addition, Armstrong offers socket sets with a variety of different styles and openings. 6 point, 12 point, and 8 point socket sets are available as well as a large selection of hex bit driver, torx bit driver, screwdriver and universal socket sets.

Armstrong also offers a complete line of metric sets. 1/4" through 3/4" sets are available with 6 and 12 point openings. Hex bit driver and crowfoot wrench sets are also available and compliment the complete Armstrong line of metric socket sets.

With the largest selection of socket sets and a wide variety of styles, Armstrong provides professional technicians the tools they need. That's the Armstrong Performance Difference.

SECTION 3 CONTENTS

Fractional Sets 1/4" to 1" Drive
6 and 12 Point Openings

Metric Sets 1/4" to 3/4" Drive
6 and 12 Point Openings

Hex Driver, Torx Driver and
Screwdriver Socket Sets

Universal Socket Sets

Crowfoot Wrench Sets

Flarenut Crowfoot Wrench Sets




EYE-D
Socket Sets
Set 15-200
53 Pc. 6 Point 1/4" Drive Socket Set

 Contents: 42 Sockets, 10 Drive Tools, 1 Pliers.
 In Steel Case 16-606. Approximate Weight, 6.27 lbs.

6-pt. Std. Length Sockets

Product Number	Opening, Inches
10-004	1/8
10-005	5/32
10-006	3/16
10-007	7/32
10-008	1/4
10-009	9/32
10-010	5/16
10-011	11/32
10-012	3/8
10-014	7/16
10-016	1/2
10-018	9/16

6-pt. Deep Sockets

Product Number	Opening, Inches
10-204	1/8
10-205	5/32
10-206	3/16
10-207	7/32
10-208	1/4
10-209	9/32
10-210	5/16
10-211	11/32
10-212	3/8
10-214	7/16
10-216	1/2
10-218	9/16

8 (4*)-pt. Std. Length Sockets

Product Number	Opening, Inches
10-408*	1/4
10-410	5/16
10-412	3/8

Hex Driver Sockets

Product Number	Opening, Inches
10-705	5/64
10-706	3/32
10-707	7/64
10-708	1/8
10-709	9/64
10-710	5/32
10-711	3/16
10-712	7/32
10-713	1/4
10-714	5/16

Screwdriver Sockets

Product Number	Opening, Inches/Phillips
10-801	3/16 x 1/32
10-802	1/4 x 1/32
10-821	#1
10-822	#2
10-823	#3

Drive Tools:

Product Number	Description
10-918	Breaker Bar, 1/4" Dr, 5-3/4"
10-921	Extension, 1/4" Dr, 2"
10-922	Extension, 1/4" Dr, 4"
10-923	Extension, 1/4" Dr, 6"
10-929	Flex Extension, 1/4" Dr, 6"
10-935	Speeder, 1/4" Dr
10-938	T-Handle, 1/4" Dr
10-943	Plastic Handle Driver, 1/4" Dr, 6"
10-947	Universal Joint, 1/4" Dr
10-972	Ratchet, 1/4" Dr, 5-9/32"
67-717	Pliers, 5" Angle Nose Ignition





Set 15-205
37 Pc. 6 Point 1/4" Drive Socket Set

Contents: 28 Sockets, 9 Drive Tools. In Steel Case 16-613.
Approximate Weight, 4.07 lbs.

6-pt. Std. Length Sockets

Product Number	Opening, Inches
10-006	3/16
10-007	7/32
10-008	1/4
10-009	9/32
10-010	5/16
10-011	11/32
10-012	3/8
10-014	7/16
10-016	1/2
10-018	9/16

6-pt. Deep Sockets

Product Number	Opening, Inches
10-206	3/16
10-207	7/32
10-208	1/4
10-209	9/32
10-210	5/16
10-211	11/32
10-212	3/8
10-214	7/16
10-216	1/2
10-218	9/16

8 (4*)-pt. Std. Length Sockets

Product Number	Opening, Inches
10-408	1/4
10-410	5/16
10-412	3/8

Screwdriver Sockets

Product Number	Opening, Inches
10-801	3/16 x 1/32
10-802	1/4 x 1/32
10-821	# 1
10-822	# 2
10-823	# 3

Drive Tools:

Product Number	Description
10-918	Breaker Bar, 1/4" Dr, 5-3/4"
10-921	Extension, 1/4" Dr, 2"
10-922	Extension, 1/4" Dr, 3-1/2"
10-923	Extension, 1/4" Dr, 6"
10-929	Flex Extension, 1/4" Dr, 6"
10-938	T-Handle, 1/4" Dr
10-943	Plastic Handle Driver, 1/4" Dr, 6"
10-947	Universal Joint, 1/4" Dr
10-972	Ratchet, 1/4" Dr, 5-9/32"




EYE-D

Set 15-210

25 Pc. 12 Point 1/4" Drive Socket Set

Contents: 20 Sockets, 5 Drive Tools. In Steel Case 16-604.
 Approximate Weight, 3.54 lbs.

12-pt. Std. Length Sockets

Product Number	Opening, Inches
10-106	3/16
10-107	7/32
10-108	1/4
10-109	9/32
10-110	5/16
10-111	11/32
10-112	3/8
10-114	7/16
10-116	1/2
10-118	9/16"

Drive Tools:

Product Number	Description
10-921	Extension, 1/4" Dr, 2"
10-923	Extension 1/4" Dr. 6"
10-943	Plastic Handle Driver, 1/4" Dr, 6"
10-947	Universal Joint, 1/4" Dr
10-972	Ratchet, 1/4" Dr, 5-9/32"

12-pt. Deep Sockets

Product Number	Opening, Inches
10-306	3/16
10-307	7/32
10-308	1/4
10-309	9/32
10-310	5/16
10-311	11/32
10-312	3/8
10-314	7/16
10-316	1/2
10-318	9/16





Set 15-215
25 Pc. 6 Point 1/4" Drive Socket Set

Contents: 20 Sockets, 5 Drive Tools. In Steel Case 16-604.
Approximate Weight, 3.54 lbs.

6-pt. Std. Length Sockets

Product Number	Opening, Inches
10-006	3/16
10-007	7/32
10-008	1/4
10-009	9/32
10-010	5/16
10-011	11/32
10-012	3/8
10-014	7/16
10-016	1/2
10-018	9/16

6-pt. Deep Sockets

Product Number	Opening, Inches
10-206	3/16
10-207	7/32
10-208	1/4
10-209	9/32
10-210	5/16
10-211	11/32
10-212	3/8
10-214	7/16
10-216	1/2
10-218	9/16

Drive Tools:

Product Number	Description
10-921	Extension, 1/4" Dr, 2"
10-923	Extension, 1/4" Dr, 6"
10-943	Plastic Handle Driver, 1/4" Dr, 6"
10-947	Universal Joint, 1/4" Dr
10-972	Ratchet, 1/4" Dr, 5-9/32"



Socket Sets

NEW!**EYE-D****Set 15-216****25 Pc. 6 Point 1/4" Drive Socket Set with Armstrong Maxx Ratchet**

Contents: 20 Sockets, 5 Drive Tools. In Steel Case 16-604.
 Approximate Weight, 3.54 lbs.

6-pt. Std. Length Sockets

Product Number	Opening, Inches
10-006	3/16
10-007	7/32
10-008	1/4
10-009	9/32
10-010	5/16
10-011	11/32
10-012	3/8
10-014	7/16
10-016	1/2
10-018	9/16

Drive Tools:

Product Number	Description
10-921	Extension, 1/4" Dr, 2"
10-923	Extension, 1/4" Dr, 6"
10-943	Plastic Handle Driver, 1/4" Dr, 6"
10-947	Universal Joint, 1/4" Dr
10-992	Armstrong Maxx Ratchet, 1/4" Dr

6-pt. Deep Sockets

Product Number	Opening, Inches
10-206	3/16
10-207	7/32
10-208	1/4
10-209	9/32
10-210	5/16
10-211	11/32
10-212	3/8
10-214	7/16
10-216	1/2
10-218	9/16

**EYE-D****Set 15-220****19 Pc. 6 Point 1/4" Drive Socket Set**

Contents: 13 Sockets, 6 Drive Tools. In Steel Case 16-604.
 Approximate Weight, 2.91 lbs.

6-pt. Std. Length Sockets

Product Number	Opening, Inches
10-006	3/16
10-007	7/32
10-008	1/4
10-009	9/32
10-010	5/16
10-011	11/32
10-012	3/8
10-014	7/16
10-016	1/2
10-018	9/16

Drive Tools:

Product Number	Description
10-918	Breaker Bar, 1/4" Dr, 5-3/4"
10-921	Extension, 1/4" Dr, 2"
10-923	Extension, 1/4" Dr, 6"
10-943	Plastic Handle Driver, 1/4" Dr, 6"
10-947	Universal Joint, 1/4" Dr
10-972	Ratchet, 1/4" Dr, 5-9/32"

8 (4*)-pt. Std. Length Sockets

Product Number	Opening, Inches
10-408*	1/4
10-410	5/16
10-412	3/8





Set 15-225
15 Pc. 6 Point 1/4" Drive Socket Set

Contents: 10 Sockets, 5 Drive Tools. In Steel Case 16-601.
Approximate Weight, 1.82 lbs.

6-pt. Std. Length Sockets

Product Number	Opening, Inches
10-006	3/16
10-007	7/32
10-008	1/4
10-009	9/32
10-010	5/16
10-011	11/32
10-012	3/8
10-014	7/16
10-016	1/2
10-018	9/16

Drive Tools:

Product Number	Description
10-921	Extension, 1/4" Dr, 2"
10-923	Extension, 1/4" Dr, 6"
10-943	Plastic Handle Driver, 1/4" Dr, 6"
10-947	Universal Joint, 1/4" Dr
10-972	Ratchet, 1/4" Dr, 5-9/32"



Set 15-230
12 Pc. 12 Point 1/4" Drive Socket Set

Contents: 10 Sockets, 2 Drive Tools. In Steel Case 16-601.
Approximate Weight, 1.71 lbs.

12-pt. Std. Length Sockets

Product Number	Opening, Inches
10-106	3/16
10-107	7/32
10-108	1/4
10-109	9/32
10-110	5/16
10-111	11/32
10-112	3/8
10-114	7/16
10-116	1/2
10-118	9/16

Drive Tools:

Product Number	Description
10-943	Plastic Handle Driver, 1/4" Dr, 6"
10-972	Ratchet, 1/4" Dr, 5-9/32"



Set 15-235
12 Pc. 6 Point 1/4" Drive Socket

Contents: 10 Sockets, 2 Drive Tools. In Steel Case 16-601.
Approximate Weight, 1.71 lbs.

6-pt. Std. Length Sockets

Product Number	Opening, Inches
10-006	3/16
10-007	7/32
10-008	1/4
10-009	9/32
10-010	5/16
10-011	11/32
10-012	3/8
10-014	7/16
10-016	1/2
10-018	9/16

Drive Tools:

Product Number	Description
10-943	Plastic Handle Driver, 1/4" Dr, 6"
10-972	Ratchet, 1/4" Dr, 5-9/32"



1/4" Drive

**EYE-D****Set 15-240****10 Pc. 12 Point 1/4" Drive Socket Set**

Contents: 10 Sockets in cardboard box. Includes Socket Bar 16-831 and (10) Socket Clips 16-841. Approximate Weight, 0.53 lbs.

12-pt. Std. Length Sockets

Product Number	Opening, Inches	Product Number	Opening, Inches	Product Number	Opening, Inches
10-106	3/16	10-110	5/16	10-116	1/2
10-107	7/32	10-111	11/32	10-118	9/16
10-108	1/4	10-112	3/8		
10-109	9/32	10-114	7/16		

**EYE-D****Set 15-245****10 Pc. 6 Point 1/4" Drive Socket Set**

Contents: 10 Sockets in cardboard box. Includes Socket Bar 16-831 and (10) Socket Clips 16-841. Approximate Weight, 0.55 lbs.

6-pt. Std. Length Sockets

Product Number	Opening, Inches	Product Number	Opening, Inches	Product Number	Opening, Inches
10-006	3/16	10-010	5/16	10-016	1/2
10-007	7/32	10-011	11/32	10-018	9/16
10-008	1/4	10-012	3/8		
10-009	9/32	10-014	7/16		

**EYE-D****Set 15-250****10 Pc. 12 Point 1/4" Drive Deep Socket Set**

Contents: 10 Sockets in cardboard box. Includes Socket Bar 16-831 and (10) Socket Clips 16-841. Approximate Weight, 0.87 lbs.

12-pt. Deep Sockets

Product Number	Opening, Inches	Product Number	Opening, Inches	Product Number	Opening, Inches
10-306	3/16	10-310	5/16	10-316	1/2
10-307	7/32	10-311	11/32	10-318	9/16
10-308	1/4	10-312	3/8		
10-309	9/32	10-314	7/16		

**EYE-D****Set 15-255****10 Piece 6 Pc. 1/4" Drive Deep Socket Set**

Contents: 10 Sockets in cardboard box. Includes Socket Bar 16-831 and (10) Socket Clips 16-841. Approximate Weight, 0.88 lbs.

6-pt. Deep Sockets

Product Number	Opening, Inches	Product Number	Opening, Inches	Product Number	Opening, Inches
10-206	3/16	10-210	5/16	10-216	1/2
10-207	7/32	10-211	11/32	10-218	9/16
10-208	1/4	10-212	3/8		
10-209	9/32	10-214	7/16		





Set 15-260
10 Pc. 1/4" Drive Extra Long Hex Driver Socket Set

Contents: 10 Hex Drivers in cardboard box. Includes Socket Bar 16-831 and (10) Socket Clips 16-841. Approximate Weight, 0.97 lbs.

Hex Driver Sockets with Extra Long Bits

Product Number	Hex Size, Inches	Product Number	Hex Size, Inches	Product Number	Hex Size, Inches
10-745	5/64	10-749	9/64	10-753	1/4
10-746	3/32	10-750	5/32	10-754	5/16
10-747	7/64	10-751	3/16		
10-748	1/8	10-752	7/32		



Set 15-265
11 Pc. 1/4" Drive Hex Driver Socket Set

Contents: 11 Hex Drivers in cardboard box. Includes Socket Bar 16-831 and (20) Socket Clips 16-841. Approximate Weight, 0.60 lbs.

Hex Driver Sockets

Product Number	Hex Size, Inches	Product Number	Hex Size, Inches	Product Number	Hex Size, Inches
10-704	1/16	10-708	1/8	10-712	7/32
10-705	5/64	10-709	9/64	10-713	1/4
10-706	3/32	10-710	5/32	10-714	5/16
10-707	7/64	10-711	3/16		



Set 15-270
6 Pc. 1/4" Drive Torx Driver Socket Set

Contents: 6 Torx Drivers in cardboard box. Includes Socket Bar 16-831 and (10) Socket Clips 16-841. Approximate Weight, 0.40 lbs.

Torx Driver Sockets

Product Number	Torx Size	Product Number	Torx Size	Product Number	Torx Size
10-870	T10	10-874	T20	10-878	T27
10-872	T15	10-876	T25	10-880	T30




EYE-D
Socket Sets
Set 44-200
METRIC
43 Pc. 6 Point 1/4" Drive Socket Set

 Contents: 35 Sockets, 8 Drive Tools. In Steel Case 16-606.
 Approximate Weight, 5.57 lbs. (2,529 g)

6-pt. Std. Length Sockets

Product Number	Opening, mm
37-004	4
37-081	4.5
37-005	5
37-083	5.5
37-006	6
37-007	7
37-008	8
37-009	9
37-010	10
37-011	11
37-012	12
37-013	13
37-014	14
37-015	15

Hex Driver Sockets

Product Number	Opening, mm
37-703	2
37-704	2.5
37-705	3
37-707	4
37-709	5
37-711	6
37-713	8

Drive Tools:

Product Number	Description
10-918	Breaker Bar, 1/4" Dr, 5-3/4"
10-921	Extension, 1/4" Dr, 2"
10-923	Extension, 1/4" Dr, 6"
10-929	Flex Extension, 1/4" Dr, 6"
10-938	T-Handle, 1/4" Dr
10-943	Plastic Handle Driver, 1/4" Dr, 6"
10-947	Universal Joint, 1/4" Dr
10-972	Ratchet, 1/4" Dr, 5-9/32"

6-pt. Deep Sockets

Product Number	Opening, mm
37-204	4
37-281	4.5
37-205	5
37-283	5.5
37-206	6
37-207	7
37-208	8
37-209	9
37-210	10
37-211	11
37-212	12
37-213	13
37-214	14
37-215	15





Set 44-205 **METRIC**
29 Pc. 6 Point 1/4" Drive Socket Set

Contents: 24 Sockets, 5 Drive Tools. In Steel Case 16-604.
Approximate Weight, 4.07 lbs. (1,848 g)

6-pt. Std. Length Sockets

Product Number	Opening, mm
37-004	4
37-005	5
37-083	5.5
37-006	6
37-007	7
37-008	8
37-009	9
37-010	10
37-011	11
37-012	12
37-013	13
37-014	14

Drive Tools:

Product Number	Description
10-921	Extension, 1/4" Dr, 2"
10-923	Extension, 1/4" Dr, 6"
10-943	Plastic Handle Driver, 1/4" Dr, 6"
10-947	Universal Joint, 1/4" Dr
10-972	Ratchet, 1/4" Dr, 5-9/32"

6-pt. Deep Sockets

Product Number	Opening, mm
37-204	4
37-205	5
37-283	5.5
37-206	6
37-207	7
37-208	8
37-209	9
37-210	10
37-211	11
37-212	12
37-213	13
37-214	14



EYE-D

Set 44-210 **METRIC**
17 Pc. 6 Point 1/4" Drive Socket Set

Contents: 12 Sockets, 5 Drive Tools. In Steel Case 16-601.
Approximate Weight, 1.80 lbs. (817 g)

6-pt. Std. Length Sockets

Product Number	Opening, mm
37-004	4
37-005	5
37-083	5.5
37-006	6
37-007	7
37-008	8
37-009	9
37-010	10
37-011	11
37-012	12
37-013	13
37-014	14

Drive Tools:

Product Number	Description
10-921	Extension, 1/4" Dr, 2"
10-923	Extension, 1/4" Dr, 6"
10-943	Plastic Handle Driver, 1/4" Dr, 6"
10-947	Universal Joint, 1/4" Dr
10-972	Ratchet, 1/4" Dr, 5-9/32"



EYE-D

Socket Sets

1/4" Drive


EYE-D
Set 44-215 **METRIC**
12 Pc. 6 Point 1/4" Drive Socket Set

Contents: 12 Sockets in cardboard box. Includes Socket Bar 16-831 and (20) Socket Clips 16-841. Approximate Weight, 0.64 lbs. (291 g)

6-pt. Std. Length Sockets

Product Number	Opening, mm	Product Number	Opening, mm	Product Number	Opening, mm
37-004	4	37-007	7	37-011	11
37-005	5	37-008	8	37-012	12
37-083	5.5	37-009	9	37-013	13
37-006	6	37-010	10	37-014	14


EYE-D
Set 44-220 **METRIC**
12 Pc. 6 Point 1/4" Drive Deep Socket Set

Contents: 12 Sockets in cardboard box. Includes Socket Bar 16-831 and (20) Socket Clips 16-841. Approximate Weight, 1.06 lbs. (481 g)

6-pt. Deep Sockets

Product Number	Opening, mm	Product Number	Opening, mm	Product Number	Opening, mm
37-204	4	37-207	7	37-211	11
37-205	5	37-208	8	37-212	12
37-283	5.5	37-209	9	37-213	13
37-206	6	37-210	10	37-214	14


Set 44-225 **METRIC**
6 Pc. 1/4" Drive Hex Driver Socket Set

Contents: 6 Hex Drivers in cardboard box. Includes Socket Bar 16-831 and (10) Socket Clips 16-841. Approximate Weight, 0.38 lbs. (173 g)

Hex Driver Sockets

Product Number	Hex Size, mm	Product Number	Hex Size, mm
37-703	2	37-707	4
37-704	2.5	37-709	5
37-705	3	37-711	6





Set 15-300
86 Pc. 3/8" Drive Socket Set with Box

In Plastic Hand Box 16-600.

Set 15-305
86 Pc. 3/8" Drive Socket Set; Tools Only

No Box; Tools Only

Contents: 76 Sockets, 10 Drive Tools.

6-pt. Std. Length Sockets

Product Number	Opening, Inches
11-008	1/4
11-010	5/16
11-011	11/32
11-012	3/8
11-014	7/16
11-016	1/2
11-018	9/16
11-020	5/8
11-022	11/16
11-024	3/4
11-026	13/16
11-028	7/8

6-pt. Deep Sockets

Product Number	Opening, Inches
11-208	1/4
11-210	5/16
11-211	11/32
11-212	3/8
11-214	7/16
11-216	1/2
11-218	9/16
11-220	5/8
11-222	11/16
11-224	3/4
11-226	13/16
11-228	7/8

12-pt. Std. Length Sockets

Product Number	Opening, Inches
11-108	1/4
11-110	5/16
11-112	3/8
11-114	7/16
11-116	1/2
11-118	9/16
11-120	5/8
11-122	11/16
11-124	3/4
11-126	13/16
11-128	7/8
11-130	15/16
11-132	1

12-pt. Deep Sockets

Product Number	Opening, Inches
11-308	1/4
11-310	5/16
11-312	3/8
11-314	7/16
11-316	1/2
11-318	9/16
11-320	5/8
11-322	11/16
11-324	3/4
11-326	13/16
11-328	7/8
11-330	15/16
11-332	1

8-pt. Std. Length Sockets

Product Number	Opening, Inches
11-408	1/4
11-410	5/16
11-412	3/8
11-414	7/16
11-416	1/2

12-pt. Universal Sockets

Product Number	Opening, Inches
11-512	3/8
11-514	7/16
11-516	1/2
11-518	9/16
11-520	5/8
11-522	11/16
11-524	3/4

Hex Driver Sockets

Product Number	Opening, Inches
11-708	1/8
11-710	5/32
11-711	3/16
11-712	7/32
11-713	1/4
11-714	5/16
11-715	3/8

Screwdriver Sockets

Product Number	Opening, Inches/Phillips
11-802	1/4 x 1/32
11-803	5/16 x 3/64
11-805	3/8 x 1/16
11-821	#1
11-822	#2
11-825	#3
11-828	#4

Drive Tools:

Product Number	Description
11-918	Breaker Bar, 3/8" Dr, 8-1/2"
11-922	Extension, 3/8" Dr, 3"
11-923	Extension, 3/8" Dr, 6"
11-925	Extension, 3/8" Dr, 8"
11-927	Extension, 3/8" Dr, 12"
11-935	Speeder, 3/8" Dr, 16-1/2"
11-938	T-Handle, 3/8" Dr
11-947	Universal Joint, 3/8" Dr
11-972	Ratchet, 3/8" Dr, 7-3/8"
11-974	Ratchet, 3/8" Dr, Flex Head, 9-1/2"



Socket Sets


EYE-D
Set 15-310
57 Pc. 12 Point 3/8" Drive Socket Set with Box

In Steel Case 16-615.

Set 15-315
57 Pc. 12 Point 3/8" Drive Socket Set; Tools Only

No Box; Tools Only

Contents: 49 Sockets, 8 Drive Tools.

12-pt. Std. Length Sockets

Product Number	Opening, Inches
11-108	1/4
11-110	5/16
11-112	3/8
11-114	7/16
11-116	1/2
11-118	9/16
11-120	5/8
11-122	11/16
11-124	3/4
11-126	13/16
11-128	7/8
11-130	15/16
11-132	1

12-pt. Deep Sockets

Product Number	Opening, Inches
11-308	1/4
11-310	5/16
11-312	3/8
11-314	7/16
11-316	1/2
11-318	9/16
11-320	5/8
11-322	11/16
11-324	3/4
11-326	13/16
11-328	7/8
11-330	15/16
11-332	1

8-pt. Standard Length Sockets

Product Number	Opening, Inches
11-408	1/4
11-410	5/16
11-412	3/8
11-414	7/16
11-416	1/2

12-pt. Flex Sockets

Product Number	Opening, Inches
11-512	3/8
11-514	7/16
11-516	1/2
11-518	9/16
11-520	5/8
11-522	11/16
11-524	3/4

Hex Driver Sockets

Product Number	Opening, Inches
11-708	1/8
11-710	5/32
11-711	3/16
11-712	7/32
11-713	1/4
11-714	5/16
11-715	3/8

Screwdriver Sockets

Product Number	Opening, Inches
11-802	1/4 x 1/32
11-822	#2
11-825	#3
11-828	#4

Drive Tools:

Product Number	Description
11-918	Breaker Bar, 3/8" Dr, 8-1/2"
11-922	Extension, 3/8" Dr, 3"
11-923	Extension, 3/8" Dr, 6"
11-927	Extension, 3/8" Dr, 12"
11-935	Speeder, 3/8" Dr, 16-1/2"
11-938	T-Handle, 3/8" Dr
11-947	Universal Joint, 3/8" Dr
11-972	Ratchet, 3/8" Dr, 7-3/8"





Set 15-320
33 Pc. 12 Point 3/8" Drive Socket Set

Contents: 26 Sockets, 7 Drive Tools. In Steel Case 16-613.
Approximate Weight, 12.07 lbs.

12-pt. Std. Length Sockets

Product Number	Opening, Inches
11-112	3/8
11-114	7/16
11-116	1/2
11-118	9/16
11-120	5/8
11-122	11/16
11-124	3/4
11-126	13/16
11-128	7/8

12-pt. Deep Sockets

Product Number	Opening, Inches
11-312	3/8
11-314	7/16
11-316	1/2
11-318	9/16
11-320	5/8
11-322	11/16
11-324	3/4
11-326	13/16
11-328	7/8

8-pt. Std. Length Sockets

Product Number	Opening, Inches
11-408	1/4
11-410	5/16
11-412	3/8

12-pt. Flex Sockets

Product Number	Opening, Inches
11-514	7/16
11-516	1/2
11-518	9/16
11-520	5/8
11-524	3/4

Drive Tools:

Product Number	Opening, Inches
11-918	Breaker Bar, 3/8" Dr, 8-1/2"
11-922	Extension, 3/8" Dr, 3"
11-923	Extension, 3/8" Dr, 6"
11-927	Extension, 3/8" Dr, 12"
11-935	Speeder, 3/8" Dr, 16-1/2"
11-947	Universal Joint, 3/8" Dr
11-972	Ratchet, 3/8" Dr, 7-3/8"



Set 15-325
22 Pc. 12 Point 3/8" Drive Socket Set

Contents: 18 Sockets, 4 Drive Tools. In Steel Case 16-613.
Approximate Weight, 9.89 lbs.

12-pt. Std. Length Sockets

Product Number	Opening, Inches
11-112	3/8
11-114	7/16
11-116	1/2
11-118	9/16
11-120	5/8
11-122	11/16
11-124	3/4
11-126	13/16
11-128	7/8

12-pt. Deep Sockets

Product Number	Opening, Inches
11-312	3/8
11-314	7/16
11-316	1/2
11-318	9/16
11-320	5/8
11-322	11/16
11-324	3/4
11-326	13/16
11-328	7/8

Drive Tools:

Product Number	Description
11-922	Extension, 3/8" Dr, 3"
11-923	Extension, 3/8" Dr, 6"
11-947	Universal Joint, 3/8" Dr
11-972	Ratchet, 3/8" Dr, 7-3/8"



Socket Sets

3/8" Drive


EYE-D
Set 15-330
22 Pc. 6 Point 3/8" Drive Socket Set

 Contents: 18 Sockets, 4 Drive Tools. In Steel Case 16-613.
 Approximate Weight, 9.89 lbs.

6-pt. Std. Length Sockets

Product Number	Opening, Inches
11-012	3/8
11-014	7/16
11-016	1/2
11-018	9/16
11-020	5/8
11-022	11/16
11-024	3/4
11-026	13/16
11-028	7/8

Drive Tools:

Product Number	Description
11-922	Extension, 3/8" Dr, 3"
11-923	Extension, 3/8" Dr, 6"
11-947	Universal Joint, 3/8" Dr
11-972	Ratchet, 3/8" Dr, 7-3/8"

6-pt. Deep Sockets

Product Number	Opening, Inches
11-212	3/8
11-214	7/16
11-216	1/2
11-218	9/16
11-220	5/8
11-222	11/16
11-224	3/4
11-226	13/16
11-228	7/8

Socket Sets
NEW!

EYE-D
Set 15-331
22 Pc. 6 Point 3/8" Drive Socket Set with Armstrong Maxx Ratchet

 Contents: 18 Sockets, 4 Drive Tools. In Steel Case 16-613.
 Approximate Weight, 9.89 lbs.

6-pt. Std. Length Sockets

Product Number	Opening, Inches
11-012	3/8
11-014	7/16
11-016	1/2
11-018	9/16
11-020	5/8
11-022	11/16
11-024	3/4
11-026	13/16
11-028	7/8

Drive Tools:

Product Number	Description
11-922	Extension, 3/8" Dr, 3"
11-923	Extension, 3/8" Dr, 6"
11-947	Universal Joint, 3/8" Dr
11-992	Armstrong Maxx Ratchet, 3/8" Dr

6-pt. Deep Sockets

Product Number	Opening, Inches
11-212	3/8
11-214	7/16
11-216	1/2
11-218	9/16
11-220	5/8
11-222	11/16
11-224	3/4
11-226	13/16
11-228	7/8





Set 15-335
22 Pc. 6 Point 1/4" and 3/8" Drive Socket Set

Contents: 17 Sockets, 5 Drive Tools. In Steel Case 16-621.
Approximate Weight, 9.89 lbs.

6-pt. Std. Length Sockets 1/4" Dr.

Product Number	Opening, Inches
10-006	3/16
10-007	7/32
10-008	1/4
10-009	9/32
10-010	5/16
10-011	11/32
10-012	3/8

Drive Tools:

Product Number	Description
10-943	Plastic Handle Driver, 1/4" Dr.
11-922	Extension, 3/8" Dr, 3"
11-923	Extension, 3/8" Dr, 6"
11-951	Adapter, 1/4" M, 3/8" F
11-972	Ratchet, 3/8" Dr, 7-3/8"

6-pt. Std. Length Sockets 3/8" Dr.

Product Number	Opening, Inches
11-014	7/16
11-016	1/2
11-018	9/16
11-020	5/8
11-022	11/16
11-024	3/4
11-026	13/16
11-028	7/8
11-030	15/16
11-032	1



Set 15-340
15 Pc. 12 Point 3/8" Drive Socket Set

Contents: 9 Sockets, 6 Drive Tools. In Steel Case 16-613.
Approximate Weight, 8.28 lbs.

12-pt. Std. Length Sockets

Product Number	Opening, Inches
11-112	3/8
11-114	7/16
11-116	1/2
11-118	9/16
11-120	5/8
11-122	11/16
11-124	3/4
11-126	13/16
11-128	7/8

Drive Tools:

Product Number	Description
11-918	Breaker Bar, 3/8" Dr, 8-1/2"
11-922	Extension, 3/8" Dr, 3"
11-927	Extension, 3/8" Dr, 12"
11-935	Speeder, 3/8" Dr, 16-1/2"
11-947	Universal Joint, 3/8" Dr
11-972	Ratchet, 3/8" Dr, 7-3/8"



Socket Sets

3/8" Drive

**EYE-D****Set 15-345****12 Pc. 12 Point 3/8" Drive Socket Set**

Contents: 9 Sockets, 3 Drive Tools. In Steel Case 16-649.
 Approximate Weight, 3.45 lbs.

12-pt. Std. Length Sockets

Product Number	Opening, Inches
11-112	3/8
11-114	7/16
11-116	1/2
11-118	9/16
11-120	5/8
11-122	11/16
11-124	3/4
11-126	13/16
11-128	7/8

Drive Tools:

Product Number	Description
11-922	Extension, 3/8" Dr, 3"
11-923	Extension, 3/8" Dr, 6"
11-972	Ratchet, 3/8" Dr, 7-3/8"

**EYE-D****Set 15-350****12 Pc. 6 Point 3/8" Drive Socket Set**

Contents: 9 Sockets, 3 Drive Tools. In Steel Case 16-649.
 Approximate Weight, 3.45 lbs.

6-pt. Std. Length Sockets

Product Number	Opening, Inches
11-012	3/8
11-014	7/16
11-016	1/2
11-018	9/16
11-020	5/8
11-022	11/16
11-024	3/4
11-026	13/16
11-028	7/8

Drive Tools:

Product Number	Description
11-922	Extension, 3/8" Dr, 3"
11-923	Extension, 3/8" Dr, 6"
11-972	Ratchet, 3/8" Dr, 7-3/8"

**EYE-D****Set 15-355****13 Pc. 12 Point 3/8" Drive Socket Set**

Contents: 13 Sockets in cardboard box. Includes Socket Bar 16-834 and (20) Socket Clips 16-843. Approximate Weight, 1.96 lbs.

12-pt. Std. Length Sockets

Product Number	Opening, Inches	Product Number	Opening, Inches
11-108	1/4	11-122	11/16
11-110	5/16	11-124	3/4
11-112	3/8	11-126	13/16
11-114	7/16	11-128	7/8
11-116	1/2	11-130	15/16
11-118	9/16	11-132	1
11-120	5/8		





Set 15-360
13 Pc. 6 Point 3/8" Drive Socket Set

Contents: 13 Sockets in cardboard box. Includes Socket Bar 16-834 and (20) Socket Clips 16-843. Approximate Weight, 2.0 lbs.



EYE-D™

Set 15-361
13 Pc. 6 Point 3/8" Drive Socket Set with Plastic Socket Rail

Contents: 13 Sockets in cardboard box. Includes plastic Socket Rail 16-838 and (15) Socket Clips 16-846. Approximate Weight, 2.0 lbs.



NEW!

EYE-D™

6-pt. Std. Length Sockets

Product Number	Opening, Inches	Product Number	Opening, Inches
11-008	1/4	11-022	11/16
11-010	5/16	11-024	3/4
11-012	3/8	11-026	13/16
11-014	7/16	11-028	7/8
11-016	1/2	11-030	15/16
11-018	9/16	11-032	1
11-020	5/8		

Set 15-365
10 Pc. 12 Point 3/8" Drive Socket Set

Contents: 10 Sockets in cardboard box. Includes Socket Bar 16-832 and (10) Socket Clips 16-843. Approximate Weight, 1.2 lbs.



EYE-D™

12-pt. Std. Length Sockets

Product Number	Opening, Inches	Product Number	Opening, Inches
11-110	5/16	11-120	5/8
11-112	3/8	11-122	11/16
11-114	7/16	11-124	3/4
11-116	1/2	11-126	13/16
11-118	9/16	11-128	7/8

Set 15-370
10 Pc. 6 Point 3/8" Drive Socket Set

Contents: 10 Sockets in cardboard box. Includes Socket Bar 16-832 and (10) Socket Clips 16-843. Approximate Weight, 1.27 lbs.



EYE-D™

6-pt. Std. Length Sockets

Product Number	Opening, Inches	Product Number	Opening, Inches
11-010	5/16	11-020	5/8
11-012	3/8	11-022	11/16
11-014	7/16	11-024	3/4
11-016	1/2	11-026	13/16
11-018	9/16	11-028	7/8

Socket Sets

3/8" Drive

**EYE-D****Set 15-375****13 Pc. 12 Point Deep 3/8" Drive Socket Set**

Contents: 13 Sockets in cardboard box. Includes Socket Bar 16-834 and (20) Socket Clips 16-843. Approximate Weight, 3.12 lbs.

12-pt. Deep Sockets

Product Number	Opening, Inches	Product Number	Opening, Inches
11-308	1/4	11-322	11/16
11-310	5/16	11-324	3/4
11-312	3/8	11-326	13/16
11-314	7/16	11-328	7/8
11-316	1/2	11-330	15/16
11-318	9/16	11-332	1
11-320	5/8		

**EYE-D****Set 15-380****13 Pc. 6 Point Deep 3/8" Drive Socket Set**

Contents: 13 Sockets in cardboard box. Includes Socket Bar 16-834 and (20) Socket Clips 16-843. Approximate Weight, 4.08 lbs.

6-pt. Deep Sockets

Product Number	Opening, Inches	Product Number	Opening, Inches
11-208	1/4	11-222	11/16
11-210	5/16	11-224	3/4
11-212	3/8	11-226	13/16
11-214	7/16	11-228	7/8
11-216	1/2	11-230	15/16
11-218	9/16	11-232	1
11-220	5/8		

**EYE-D****Set 15-385****10 Pc. 12 Point Deep 3/8" Drive Socket Set**

Contents: 10 Sockets in cardboard box. Includes Socket Bar 16-831 and (10) Socket Clips 16-843. Approximate Weight, 2.26 lbs.

12-pt. Deep Sockets

Product Number	Opening, Inches	Product Number	Opening, Inches
11-310	5/16	11-320	5/8
11-312	3/8	11-322	11/16
11-314	7/16	11-324	3/4
11-316	1/2	11-326	13/16
11-318	9/16	11-328	7/8

**EYE-D****Set 15-390****10 Pc. 6 Point Deep 3/8" Drive Socket Set**

Contents: 10 Sockets in cardboard box. Includes Socket Bar 16-832 and (10) Socket Clips 16-843. Approximate Weight, 2.32 lbs.

6-pt. Deep Sockets

Product Number	Opening, Inches	Product Number	Opening, Inches
11-210	5/16	11-220	5/8
11-212	3/8	11-222	11/16
11-214	7/16	11-224	3/4
11-216	1/2	11-226	13/16
11-218	9/16	11-228	7/8





Set 15-395
6 Pc. 8 Point 3/8" Drive Socket Set

Contents: 6 Sockets in cardboard box. Includes Socket Bar 16-831 and (10) Socket Clips 16-843. Approximate Weight, 0.72 lbs.

8-pt. Std. Length Sockets

Product Number	Opening, Inches	Product Number	Opening, Inches
11-410	5/16	11-416	1/2
11-412	3/8	11-418	9/16
11-414	7/16	11-420	5/8



Set 15-400
7 Pc. 12 Point 3/8" Drive Universal Socket Set

Contents: 7 Sockets in cardboard box. Includes Socket Bar 16-831 and (10) Socket Clips 16-843. Approximate Weight, 0.89 lbs.

12-pt. Flex Sockets

Product Number	Opening, Inches	Product Number	Opening, Inches
11-512	3/8	11-520	5/8
11-514	7/16	11-522	11/16
11-516	1/2	11-524	3/4
11-518	9/16		



Set 15-405
9 Pc. 3/8" Drive Crowfoot Wrench Set

Contents: 9 Crowfoot Wrenches in cardboard box. Includes Socket Bar 16-832 and (10) Socket Clips 16-843. Approximate Weight, 1.61 lbs.

Open End Crowfoot Wrenches

Product Number	Opening, Inches	Product Number	Opening, Inches
11-850	3/8	11-855	11/16
11-851	7/16	11-856	3/4
11-852	1/2	11-857	13/16
11-853	9/16	11-858	7/8
11-854	5/8		



Set 15-415
8 Pc. 3/8" Drive Flare Nut Crowfoot Wrench Set

Contents: 8 Flare Nut Crowfoot Wrenches in cardboard box. Includes Socket Bar 16-832 and (10) Socket Clips 16-843. Approximate Weight, .80 lbs.

Flare Nut Crowfoot Wrenches

Product Number	Opening, Inches	Product Number	Opening, Inches
11-842	5/8	11-846	7/8
11-843	11/16	11-847	15/16
11-844	3/4	11-848	1
11-845	13/16	11-849	1-1/16



Socket Sets

3/8" Drive

**EYE-D****Set 15-425****7 Pc. 3/8" Drive Extra Long Hex Driver Socket Set**

Contents: 7 Hex Drivers in cardboard box. Includes Socket Bar 16-831 and (10) Socket Clips 16-843. Approximate Weight, 1.03 lbs.

Hex Driver Sockets with Extra Long Bits

Product Number	Opening, Inches	Product Number	Opening, Inches
11-748	1/8	11-753	1/4
11-750	5/32	11-754	5/16
11-751	3/16	11-755	3/8
11-752	7/32		

**EYE-D****Set 15-430****10 Pc. 3/8" and 1/2" Drive Hex Driver Socket Set**

Contents: 10 Hex Drivers in Blow Molded case, 16-697.

Hex Driver Sockets with Std. Length Bits

Product Number	Opening, Inches	Product Number	Opening, Inches
11-708	1/8	11-714	5/16
11-710	5/32	11-715	3/8
11-711	3/16	12-717	1/2
11-712	7/32	12-718	9/16
11-713	1/4	12-719	5/8

Socket Sets

**EYE-D****Set 15-435****10 Pc. 3/8" and 1/2" Drive Hex Driver Socket Set**

Contents: 10 Hex Drivers in cardboard box. Includes Socket Bar 16-831 and (10) Socket Clips 16-843 and (10) Socket Clips 16-845. Approximate Weight, 2.1 lbs.

Hex Driver Sockets with Std. Length Bits

Product Number	Opening, Inches	Product Number	Opening, Inches
11-708	1/8	11-714	5/16
11-710	5/32	11-715	3/8
11-711	3/16	12-717	1/2
11-712	7/32	12-718	9/16
11-713	1/4	12-719	5/8





Set 15-440
7 Pc. 3/8" Drive Hex Driver Socket Set

Contents: 7 Hex Drivers in cardboard box. Includes Socket Bar 16-831 and (10) Socket Clips 16-843. Approximate Weight, 0.69 lbs.

Hex Driver Sockets with Std. Length Bits

Product Number	Opening, Inches	Product Number	Opening, Inches
11-708	1/8	11-713	1/4
11-710	5/32	11-714	5/16
11-711	3/16	11-715	3/8
11-712	7/32		



Set 15-445
8 Pc. 3/8" Drive Torx Driver Socket Set

Contents: 8 Torx Drivers in cardboard box. Includes Socket Bar 16-831 and (10) Socket Clips 16-843. Approximate Weight, 0.85 lbs.

Torx Driver Sockets

Product Number	Opening, Torx	Product Number	Opening, Torx
11-872	T15	11-880	T30
11-874	T20	11-882	T40
11-876	T25	11-884	T45
11-878	T27	11-886	T50



Set 15-450
6 Pc. 3/8" Drive Torx Driver Socket Set

Contents: 6 Torx Drivers in cardboard box. Includes Socket Bar 16-831 and (10) Socket Clips 16-843. Approximate Weight, 0.69 lbs.

Torx Driver Sockets

Product Number	Opening, Torx	Product Number	Opening, Torx
11-872	T15	11-878	T27
11-874	T20	11-880	T30
11-876	T25	11-882	T40



Set 15-455
7 Pc. 3/8" Drive Screwdriver Socket Set

Contents: 7 Screwdriver Sockets in cardboard box. Includes Socket Bar 16-831 and (10) Socket Clips 16-843. Approximate Weight, 0.86 lbs.

Slotted Screwdriver Sockets

Product Number	Opening, Inches
11-802	1/4 x 1/32
11-803	5/16 x 3/64
11-805	3/8 x 1/16

Phillips Screwdriver Sockets

Product Number	Opening, Number
11-821	#1
11-822	#2
11-825	#3
11-828	#4



3/8" Drive


EYE-D
Set 19-150
13 Pc. 12 Point 3/8" Drive Black Oxide Socket Set

Contents: 13 Sockets in cardboard box. Includes Socket Bar 16-834 and (20) Socket Clips 16-843. Approximate Weight, 2.38 lbs.

12-pt. Black Oxide Sockets

Product Number	Opening, Inches	Product Number	Opening, Inches
19-108	1/4	19-122	11/16
19-110	5/16	19-124	3/4
19-112	3/8	19-126	13/16
19-114	7/16	19-128	7/8
19-116	1/2	19-130	15/16
19-118	9/16	19-132	1
19-120	5/8		


EYE-D
Set 19-155
11 Pc. 12 Point Deep 3/8" Drive Black Oxide Socket Set

Contents: 11 Sockets in cardboard box. Includes Socket Bar 16-834 and (20) Socket Clips 16-843. Approximate Weight 1.58 lbs.

12-pt. Deep Black Oxide Sockets

Product Number	Opening, Inches	Product Number	Opening, Inches
19-312	3/8	19-324	3/4
19-314	7/16	19-326	13/16
19-316	1/2	19-328	7/8
19-318	9/16	19-330	15/16
19-320	5/8	19-332	1
19-322	11/16		


Set 19-160
7 Pc. 12 Point 3/8" Drive Universal Black Oxide Socket Set

Contents: 7 Sockets in cardboard box. Includes Socket Bar 16-831 and (10) Socket Clips 16-843. Approximate Weight 0.98 lbs.

12-pt. Universal Black Oxide Sockets

Product Number	Opening, Inches	Product Number	Opening, Inches
19-512	3/8	19-520	5/8
19-514	7/16	19-522	11/16
19-516	1/2	19-524	3/4
19-518	9/16		





Set 44-300 METRIC
56 Pc. 12 Point 3/8" Drive Socket Set with Box

In Steel Case 16-615.

Set 44-305 METRIC
56 Pc. 12 Point 3/8" Drive Socket Set; Tools Only

No Box; Tools Only

Contents: 44 Sockets, 12 Drive Tools.
Approximate Weight, 14.47 lbs. (6,569 g)

12-pt. Std. Length Sockets

Product Number	Opening, mm
38-106	6
38-107	7
38-108	8
38-109	9
38-110	10
38-111	11
38-112	12
38-113	13
38-114	14
38-115	15
38-116	16
38-117	17
38-118	18
38-119	19
38-120	20
38-121	21
38-122	22

12-pt. Deep Sockets

Product Number	Opening, mm
38-306	6
38-307	7
38-308	8
38-309	9
38-310	10
38-311	11
38-312	12
38-313	13
38-314	14
38-315	15
38-316	16
38-317	17
38-318	18
38-319	19

Screwdriver Sockets


Product Number	Opening, Inches
11-802	1/4 x 1/32
11-822	#2
11-825	#3
11-828	#4

Hex Driver Sockets

Product Number	Opening, mm
38-707	4
38-709	5
38-711	6
38-712	7
38-713	8
38-714	9
38-715	10

Drive Tools:

Product Number	Description
11-918	Breaker Bar, 3/8" Dr, 8-1/2"
11-922	Extension, 3/8" Dr, 3"
11-923	Extension, 3/8" Dr, 6"
11-927	Extension, 3/8" Dr, 12"
11-929	Extension, 3/8" Dr, Flex, 7-1/4"
11-931	Locking Adapter, 3/8" Dr
11-935	Speeder, 3/8" Dr
11-938	T-Handle, 3/8" Dr
11-943	Plastic Handle Driver, 3/8" Dr, 6"
11-945	Ratchet Spinner, 3/8" Dr
11-947	Universal Joint, 3/8" Dr
11-952	Adapter, 3/8" F, 1/2" M
11-972	Ratchet, 3/8" Dr, 7-3/8"
11-974	Ratchet Flex Head, 3/8" Dr



Socket Sets


EYE-D
Socket Sets
Set 44-310
METRIC
29 Pc. 12 Point 3/8" Drive Socket Set

 Contents: 24 Sockets, 5 Drive Tools. In Steel Case 16-613.
 Approximate Weight, 9.53 lbs. (4,327 g)

12-pt. Std. Length Sockets

Product Number	Opening, mm
38-108	8
38-109	9
38-110	10
38-111	11
38-112	12
38-113	13
38-114	14
38-115	15
38-116	16
38-117	17
38-118	18
38-119	19

Drive Tools:

Product Number	Description
11-918	Breaker Bar, 3/8" Dr
11-922	Extension, 3/8" Dr, 3"
11-923	Extension, 3/8" Dr, 6"
11-947	Universal Joint, 3/8" Dr
11-972	Ratchet, 3/8" Dr, 7-3/8"

12-pt. Deep Sockets

Product Number	Opening, mm
38-308	8
38-309	9
38-310	10
38-311	11
38-312	12
38-313	13
38-314	14
38-315	15
38-316	16
38-317	17
38-318	18
38-319	19





Set 44-315 **METRIC**
29 Pc. 6 Point 3/8" Drive Socket Set

Contents: 24 Sockets, 5 Drive Tools. In Steel Case 16-613.
Approximate Weight, 9.53 lbs. (4,327 g)

6-pt. Std. Length Sockets

Product Number	Opening, mm
38-008	8
38-009	9
38-010	10
38-011	11
38-012	12
38-013	13
38-014	14
38-015	15
38-016	16
38-017	17
38-018	18
38-019	19

Drive Tools:

Product Number	Description
11-918	Breaker Bar, 3/8" Dr
11-922	Extension, 3/8" Dr, 3"
11-923	Extension, 3/8" Dr, 6"
11-947	Universal Joint, 3/8" Dr
11-972	Ratchet, 3/8" Dr, 7-3/8"

6-pt. Deep Sockets

Product Number	Opening, mm
38-208	8
38-209	9
38-210	10
38-211	11
38-212	12
38-213	13
38-214	14
38-215	15
38-216	16
38-217	17
38-218	18
38-219	19




EYE-D
Set 44-320
METRIC
20 Pc. 12 Point 3/8" Drive Socket Set

 Contents: 14 Sockets, 6 Drive Tools. In Steel Case 16-613.
 Approximate Weight, 7.67 lbs. (3,482 g)

12-pt. Std. Length Sockets

Product Number	Opening, mm
38-106	6
38-107	7
38-108	8
38-109	9
38-110	10
38-111	11
38-112	12
38-113	13
38-114	14
38-115	15
38-116	16
38-117	17
38-118	18
38-119	19

Drive Tools:

Product Number	Description
11-918	Breaker Bar, 3/8" Dr
11-922	Extension, 3/8" Dr, 3"
11-927	Extension, 3/8" Dr, 12"
11-935	Speeder, 3/8" Dr
11-947	Universal Joint, 3/8" Dr
11-972	Ratchet, 3/8" Dr, 7-3/8"


EYE-D
Set 44-325
METRIC
16 Pc. 12 Point 3/8" Drive Socket Set

 Contents: 14 Sockets, 2 Drive Tools. In Steel Case 16-621.
 Approximate Weight, 6.73 lbs. (3,055 g)

12-pt. Std. Length Sockets

Product Number	Opening, mm
38-106	6
38-107	7
38-108	8
38-109	9
38-110	10
38-111	11
38-112	12
38-113	13
38-114	14
38-115	15
38-116	16
38-117	17
38-118	18
38-119	19

Drive Tools:

Product Number	Description
11-923	Extension, 3/8" Dr, 6"
11-972	Ratchet, 3/8" Dr, 7-3/8"





Set 44-330 METRIC
19 Pc. 12 Point 3/8" Drive Socket Set

Contents: 19 Sockets in cardboard box. Includes Socket Bar 16-835 and (20) Socket Clips 16-843. Approximate Weight, 2.62 lbs. (922 g)

12-pt. Std. Length Sockets

Product Number	Opening, mm	Product Number	Opening, mm	Product Number	Opening, mm
38-106	6	38-112	12	38-118	18
38-107	7	38-113	13	38-119	19
38-108	8	38-114	14	38-120	20
38-109	9	38-115	15	38-121	21
38-110	10	38-116	16	38-122	22
38-111	11	38-117	17	38-123	23
				38-126	26



Set 44-335 METRIC
19 Pc. 6 Point 3/8" Drive Socket Set

Contents: 19 Sockets in cardboard box. Includes Socket Bar 16-835 and (20) Socket Clips 16-843. Approximate Weight, 2.01 lbs. (913 g)

6-pt. Std. Length Sockets

Product Number	Opening, mm	Product Number	Opening, mm	Product Number	Opening, mm
38-006	6	38-012	12	38-018	18
38-007	7	38-013	13	38-019	19
38-008	8	38-014	14	38-020	20
38-009	9	38-015	15	38-021	21
38-010	10	38-016	16	38-022	22
38-011	11	38-017	17	38-023	23
				38-026	26



Set 44-340 METRIC
12 Pc. 12 Point 3/8" Drive Socket Set

Contents: 12 Sockets in cardboard box. Includes Socket Bar 16-832 and (20) Socket Clips 16-843. Approximate Weight, 1.32 lbs. (527 g)

12-pt. Std. Length Sockets

Product Number	Opening, mm	Product Number	Opening, mm
38-108	8	38-114	14
38-109	9	38-115	15
38-110	10	38-116	16
38-111	11	38-117	17
38-112	12	38-118	18
38-113	13	38-119	19



Socket Sets

3/8" Drive

**EYE-D****NEW!****EYE-D****Set 44-345****METRIC****12 Pc. 6 Point 3/8" Drive Socket Set**

Contents: 12 Sockets in cardboard box. Includes Socket Bar 16-832 and (20) Socket Clips 16-843. Approximate Weight, 1.42 lbs. (527 g)

Set 44-346**METRIC****12 Pc. 6 Point 3/8" Drive Socket Set with Plastic Socket Rail**

Contents: 12 Sockets in cardboard box. Includes plastic Socket Rail 16-839 and (15) Socket Clips 16-846. Approximate Weight, 1.42 lbs. (527 g)

6-pt. Std. Length Sockets

Product Number	Opening, mm	Product Number	Opening, mm
38-008	8	38-014	14
38-009	9	38-015	15
38-010	10	38-016	16
38-011	11	38-017	17
38-012	12	38-018	18
38-013	13	38-019	19

Socket Sets

**EYE-D****Set 44-350****METRIC****18 Pc. 12 Point 3/8" Drive Deep Socket Set**

Contents: 18 Sockets in cardboard box. Includes Socket Bar 16-835 and (20) Socket Clips 16-843. Approximate Weight, 2.07 lbs. (940 g)

12-pt. Deep Sockets

Product Number	Opening, mm	Product Number	Opening, mm
38-306	6	38-315	15
38-307	7	38-316	16
38-308	8	38-317	17
38-309	9	38-318	18
38-310	10	38-319	19
38-311	11	38-320	20
38-312	12	38-321	21
38-313	13	38-322	22
38-314	14	38-323	23

**EYE-D****Set 44-355****METRIC****18 Pc. 6 Point 3/8" Drive Deep Socket Set**

Contents: 18 Sockets in cardboard box. Includes Socket Bar 16-835 and (20) Socket Clips 16-843. Approximate Weight, 2.12 lbs. (962 g)

6-pt. Deep Sockets

Product Number	Opening, mm	Product Number	Opening, mm
38-206	6	38-215	15
38-207	7	38-216	16
38-208	8	38-217	17
38-209	9	38-218	18
38-210	10	38-219	19
38-211	11	38-220	20
38-212	12	38-221	21
38-213	13	38-222	22
38-214	14	38-223	23





Set 44-360 METRIC
12 Pc. 12 Point 3/8" Drive Deep Socket Set

Contents: 12 Sockets in cardboard box. Includes Socket Bar 16-832 and (20) Socket Clips 16-843. Approximate Weight, 2.07 lbs. (940 g)

12-pt. Deep Sockets

Product Number	Opening, mm	Product Number	Opening, mm
38-308	8	38-314	14
38-309	9	38-315	15
38-310	10	38-316	16
38-311	11	38-317	17
38-312	12	38-318	18
38-313	13	38-319	19



Set 44-365 METRIC
12 Pc. 6 Point 3/8" Drive Deep Socket Set

Contents: 12 Sockets in cardboard box. Includes Socket Bar 16-832 and (20) Socket Clips 16-843. Approximate Weight, 2.12 lbs. (962 g)

6-pt. Deep Sockets

Product Number	Opening, mm	Product Number	Opening, mm
38-208	8	38-214	14
38-209	9	38-215	15
38-210	10	38-216	16
38-211	11	38-217	17
38-212	12	38-218	18
38-213	13	38-219	19



Set 44-370 METRIC
12 Pc. 3/8" Drive Crowfoot Wrench Set

Contents: 12 Metric Crowfoot Wrenches in cardboard box. Includes Socket Bar 16-835 and (20) Socket Clips 16-843. Approximate Weight, 1.6 lbs. (726 g)

Open End Crowfoot Wrenches

Product Number	Opening, mm	Product Number	Opening, mm
38-850	10	38-856	16
38-851	11	38-857	17
38-852	12	38-858	18
38-853	13	38-859	19
38-854	14	38-861	21
38-855	15	38-862	22



Socket Sets

3/8" Drive

**EYE-D**
Set 44-375 **METRIC**
6 Pc. 3/8" Drive Extra Long Hex Driver Socket Set

Contents: 6 Hex Drivers in cardboard box. Includes Socket Bar 16-831 and (10) Socket Clips 16-843. Approximate Weight, 0.96 lbs. (436 g)

Hex Driver Sockets with Extra Long Bits

Product Number	Opening, mm	Replacement Bit Part #	Product Number	Opening, mm	Replacement Bit Part #
38-747	4	94-347	38-752	7	94-352
38-749	5	94-349	38-753	8	94-353
38-751	6	94-351	38-755	10	94-355

**EYE-D**
Set 44-380 **METRIC**
10 Pc. 3/8" and 1/2" Drive Hex Driver Socket Set

Contents: 10 Metric Hex Driver Sockets in Blow Molded Case, 16-697.

Metric Hex Driver Sockets with Std. Length Bits

Product Number	Opening, mm	Replacement Bit Part #	Product Number	Opening, mm	Replacement Bit Part #
38-707	4	94-307	38-714	9	94-314
38-709	5	94-309	38-715	10	94-315
38-711	6	94-311	39-717	12	94-717
38-712	7	94-312	39-719	14	94-719
38-713	8	94-313	39-722	17	94-722

Socket Sets

**EYE-D**
Set 44-385 **METRIC**
7 Pc. 3/8" Drive Hex Driver Socket Set

Contents: 7 Hexdriver Sockets in cardboard box. Includes Socket Bar 16-831 and (10) Socket Clips 16-843. Approximate Weight, 0.65 lbs. (295 g)

Hex Driver Sockets with Std. Length Bits

Product Number	Opening, mm	Replacement Bit Part #	Product Number	Opening, mm	Replacement Bit Part #
38-707	4	94-307	38-713	8	94-313
38-709	5	94-309	38-714	9	94-314
38-711	6	94-311	38-715	10	94-315
38-712	7	94-312			





Set 15-500
65 Pc. 12 Point 1/2" Drive Socket Set with Box

In 6 Drawer Top Chest 16-880.

Set 15-505
65 Pc. 12 Point 1/2" Drive Socket Set; Tools Only

No Box; Tools Only

Contents: 55 Sockets, 10 Drive Tools.
Approximate Weight, 51.02 lbs.

12-pt. Std. Length Sockets

Product Number	Opening, Inches
12-112	3/8
12-114	7/16
12-116	1/2
12-118	9/16
12-119	19/32
12-120	5/8
12-122	11/16
12-124	3/4
12-125	25/32
12-126	13/16
12-128	7/8
12-130	15/16
12-132	1
12-134	1-1/16
12-136	1-1/8
12-138	1-3/16
12-140	1-1/4
12-142	1-5/16
12-144	1-3/8
12-146	1-7/16
12-148	1-1/2

12-pt. Deep Sockets

Product Number	Opening, Inches
12-316	1/2
12-318	9/16
12-320	5/8
12-322	11/16
12-324	3/4
12-326	13/16
12-328	7/8
12-330	15/16
12-332	1
12-334	1-1/16
12-336	1-1/8
12-340	1-1/4

Hex Driver Sockets

Product Number	Opening, Inches
12-713	1/4
12-714	5/16
12-715	3/8
12-716	7/16
12-717	1/2
12-718	9/16
12-719	5/8

8-pt. Std. Length Sockets

Product Number	Opening, Inches
12-412	3/8
12-414	7/16
12-416	1/2
12-418	9/16
12-420	5/8
12-422	11/16
12-424	3/4
12-426	13/16
12-428	7/8
12-432	1

12-pt. Universal Sockets

Product Number	Opening, Inches
12-516	1/2
12-518	9/16
12-520	5/8

Drag Link Socket

Product Number	Opening, Inches
12-892	7/64 x 15/16
12-893	3/32 x 1-1/4

Drive Tools:

Product Number	Description
12-918	Breaker Bar, 1/2" Dr, 17"
12-921	Extension, 1/2" Dr, 2-1/2"
12-923	Extension, 1/2" Dr, 5"
12-924	Extension, 1/2" Dr, 10"
12-935	Speeder, 1/2" Dr
12-938	T-Handle, 1/2" Dr
12-947	Universal Joint, 1/2" Dr
12-972	Ratchet, 1/2" Dr, 10-1/2"
12-973	Ratchet, 1/2" Dr, 15"
12-951	Adapter, 1/2" F x 3/4" M, 1/2" Dr



Socket Sets

1/2" Drive

**EYE-D**

Set 15-510

30 Pc. 12 Point 1/2" Drive Socket Set

Contents: 26 Sockets, 4 Drive Tools. In Steel Case 16-629.
 Approximate Weight, 24.47 lbs.

12-pt. Std. Length Sockets

Product Number	Opening, Inches
12-112	3/8
12-114	7/16
12-116	1/2
12-118	9/16
12-120	5/8
12-122	11/16
12-124	3/4
12-126	13/16
12-128	7/8
12-130	15/16
12-132	1
12-134	1-1/16
12-136	1-1/8
12-140	1-1/4

12-pt. Deep Sockets

Product Number	Opening, Inches
12-316	1/2
12-318	9/16
12-320	5/8
12-322	11/16
12-324	3/4
12-326	13/16
12-328	7/8
12-330	15/16
12-332	1
12-334	1-1/16
12-336	1-1/8
12-340	1-1/4

Drive Tools:

Product Number	Description
12-918	Breaker Bar, 1/2" Dr, 17"
12-923	Extension, 1/2" Dr, 5"
12-924	Extension, 1/2" Dr, 10"
12-972	Ratchet, 1/2" Dr, 10-1/2"

Socket Sets

NEW!**EYE-D**

Set 15-511

30 Pc. 12 Point 1/2" Drive Socket Set with Armstrong Maxx Ratchet

Contents: 26 Sockets, 4 Drive Tools. In Steel Case 16-629.
 Approximate Weight, 24.47 lbs.

12-pt. Std. Length Sockets

Product Number	Opening, Inches
12-112	3/8
12-114	7/16
12-116	1/2
12-118	9/16
12-120	5/8
12-122	11/16
12-124	3/4
12-126	13/16
12-128	7/8
12-130	15/16
12-132	1
12-134	1-1/16
12-136	1-1/8
12-140	1-1/4

12-pt. Deep Sockets

Product Number	Opening, Inches
12-316	1/2
12-318	9/16
12-320	5/8
12-322	11/16
12-324	3/4
12-326	13/16
12-328	7/8
12-330	15/16
12-332	1
12-334	1-1/16
12-336	1-1/8
12-340	1-1/4

Drive Tools:

Product Number	Description
12-918	Breaker Bar, 1/2" Dr, 17"
12-923	Extension, 1/2" Dr, 5"
12-924	Extension, 1/2" Dr, 10"
12-992	Armstrong Maxx Ratchet, 1/2" Dr





Set 15-515
27 Pc. 12 Point 1/2" Drive Socket Set

Contents: 14 Sockets, 5 Drive Tools, 7 Wrenches, 1 Pliers.
In Steel Case 16-629. Approximate Weight, 19.08 lbs.

12-pt. Std. Length Sockets

Product Number	Opening, Inches
12-114	7/16
12-116	1/2
12-118	9/16
12-120	5/8
12-122	11/16
12-124	3/4
12-126	13/16
12-128	7/8
12-130	15/16
12-132	1
12-134	1-1/16
12-136	1-1/8
12-140	1-1/4

12-pt. Full Polish Combination Wrenches

Product Number	Opening, Inches
25-212	3/8
25-214	7/16
25-216	1/2
25-218	9/16
25-220	5/8
25-222	11/16
25-224	3/4

Spark Plug Socket

Product Number	Opening, Inches
12-504	13/16

Tongue & groove Pliers

Product Number	Length, Inches
67-779	10

Drive Tools:

Product Number	Description
12-918	Breaker Bar, 1/2" Dr, 17"
12-923	Extension, 1/2" Dr, 5"
12-924	Extension, 1/2" Dr, 10"
12-947	Universal Joint, 1/2" Dr
12-972	Ratchet, 1/2" Dr, 10-1/2"



1/2" Drive

**EYE-D**

Set 15-520

26 Pc. 12 Point 1/2" Drive Socket Set

Contents: 18 Sockets, 8 Drive Tools. In Steel Case 16-629.
 Approximate Weight, 19.08 lbs.

12-pt. Std. Length Sockets

Product Number	Opening, Inches
12-112	3/8
12-114	7/16
12-116	1/2
12-118	9/16
12-119	19/32
12-120	5/8
12-121	21/32
12-122	11/16
12-124	3/4
12-125	25/32
12-126	13/16
12-128	7/8
12-130	15/16
12-132	1
12-134	1-1/16
12-136	1-1/8
12-138	1-3/16
12-140	1-1/4

Drive Tools:

Product Number	Description
12-918	Breaker Bar, 1/2" Dr, 17"
12-921	Extension, 1/2" Dr, 2-1/2"
12-923	Extension, 1/2" Dr, 5"
12-924	Extension, 1/2" Dr, 10"
12-935	Speeder, 1/2" Dr
12-945	Ratchet Spinner, 1/2" Dr
12-947	Universal Joint, 1/2" Dr
12-972	Ratchet, 1/2" Dr, 10-1/2"

Socket Sets

**EYE-D**

Set 15-525

18 Pc. 12 Point 1/2" Drive Socket Set

Contents: 15 Sockets, 3 Drive Tools. In Steel Case 16-629.
 Approximate Weight, 19.08 lbs.

12-pt. Std. Length Sockets

Product Number	Opening, Inches
12-112	3/8
12-114	7/16
12-116	1/2
12-118	9/16
12-120	5/8
12-122	11/16
12-124	3/4
12-126	13/16
12-128	7/8
12-130	15/16
12-132	1
12-134	1-1/16
12-136	1-1/8
12-138	1-3/16
12-140	1-1/4

Drive Tools:

Product Number	Description
12-918	Breaker Bar, 1/2" Dr, 17"
12-923	Extension, 1/2" Dr, 5"
12-972	Ratchet, 1/2" Dr, 10-1/2"





Set 15-530
18 Pc. 6 Point 1/2" Drive Socket Set

Contents: 15 Sockets, 3 Drive Tools. In Steel Case 16-629.
Approximate Weight, 19.08 lbs.

6-pt. Std. Length Sockets

Product Number	Opening, Inches
12-012	3/8
12-014	7/16
12-016	1/2
12-018	9/16
12-020	5/8
12-022	11/16
12-024	3/4
12-026	13/16
12-028	7/8
12-030	15/16
12-032	1
12-034	1-1/16
12-036	1-1/8
12-038	1-3/16
12-040	1-1/4

Drive Tools:

Product Number	Description
12-918	Breaker Bar, 1/2" Dr, 17"
12-923	Extension, 1/2" Dr, 5"
12-972	Ratchet, 1/2" Dr, 10-1/2"



Set 15-535
16 Pc. 12 Point 1/2" Drive Socket Set

Contents: 10 Sockets, 6 Drive Tools. In Steel Case 16-629.
Approximate Weight, 11.46 lbs.

12-pt. Std. Length Sockets

Product Number	Opening, Inches
12-114	7/16
12-116	1/2
12-118	9/16
12-120	5/8
12-122	11/16
12-124	3/4
12-126	13/16
12-128	7/8
12-130	15/16
12-132	1

Drive Tools:

Product Number	Description
12-918	Breaker Bar, 1/2" Dr, 17"
12-923	Extension, 1/2" Dr, 5"
12-924	Extension, 1/2" Dr, 10"
12-935	Speeder, 1/2" Dr
12-947	Universal Joint, 1/2" Dr
12-972	Ratchet, 1/2" Dr, 10-1/2"



Socket Sets

1/2" Drive


EYE-D
Set 15-540
12 Pc. 12 Point 1/2" Drive Socket Set

Contents: 10 Sockets, 2 Drive Tools. In Steel Case 16-623.
 Approximate Weight, 6.47 lbs.

12-pt. Std. Length Sockets

Product Number	Opening, Inches
12-114	7/16
12-116	1/2
12-118	9/16
12-120	5/8
12-122	11/16
12-124	3/4
12-126	13/16
12-128	7/8
12-130	15/16
12-132	1

Drive Tools:

Product Number	Description
12-923	Extension, 1/2" Dr, 5"
12-972	Ratchet, 1/2" Dr, 10-1/2"


EYE-D
Set 15-545
19 Pc. 12 Point 1/2" Drive Socket Set

Contents: 19 Sockets in cardboard box. Includes Socket Bars 16-831 and 16-835 and (20) Socket Clips 16-845. Approximate Weight, 7.02 lbs.

12-pt. Std. Length Sockets

Product Number	Opening, Inches	Product Number	Opening, Inches	Product Number	Opening, Inches
12-112	3/8	12-126	13/16	12-140	1-1/4
12-114	7/16	12-128	7/8	12-142	1-5/16
12-116	1/2	12-130	15/16	12-144	1-3/8
12-118	9/16	12-132	1	12-146	1-7/16
12-120	5/8	12-134	1-1/16	12-148	1-1/2
12-122	11/16	12-136	1-1/8		
12-124	3/4	12-138	1-3/16		


EYE-D
Set 15-550
19 Pc. 6 Point 1/2" Drive Socket Set

Contents: 19 Sockets in cardboard box. Includes Socket Bars 16-831 and 16-835 and (20) Socket Clips 16-845. Approximate Weight, 7.02 lbs.

6-pt. Std. Length Sockets

Product Number	Opening, Inches	Product Number	Opening, Inches	Product Number	Opening, Inches
12-012	3/8	12-026	13/16	12-040	1-1/4
12-014	7/16	12-028	7/8	12-042	1-5/16
12-016	1/2	12-030	15/16	12-044	1-3/8
12-018	9/16	12-032	1	12-046	1-7/16
12-020	5/8	12-034	1-1/16	12-048	1-1/2
12-022	11/16	12-036	1-1/8		
12-024	3/4	12-038	1-3/16		





Set 15-555
15 Pc. 12 Point 1/2" Drive Socket Set

Contents: 15 Sockets in cardboard box. Includes Socket Bar 16-835 and (20) Socket Clips 16-845. Approximate Weight, 4.21 lbs.

12-pt. Std. Length Sockets

Product Number	Opening, Inches	Product Number	Opening, Inches	Product Number	Opening, Inches
12-112	3/8	12-122	11/16	12-132	1
12-114	7/16	12-124	3/4	12-134	1-1/16
12-116	1/2	12-126	13/16	12-136	1-1/8
12-118	9/16	12-128	7/8	12-138	1-3/16
12-120	5/8	12-130	15/16	12-140	1-1/4



Set 15-560
15 Pc. 6 Point 1/2" Drive Socket Set

Contents: 15 Sockets in cardboard box. Includes Socket Bar 16-835 and (20) Socket Clips 16-845. Approximate Weight, 4.30 lbs.



Set 15-561
15 Pc. 6 Point 1/2" Drive Socket Set with Plastic Socket Rail

Contents: 15 Sockets in cardboard box. Includes (2) Plastic Socket Rail 16-836 and (15) Socket Clips 16-848. Approximate Weight, 4.30 lbs.

6-pt. Std. Length Sockets

Product Number	Opening, Inches	Product Number	Opening, Inches	Product Number	Opening, Inches
12-012	3/8	12-022	11/16	12-032	1
12-014	7/16	12-024	3/4	12-034	1-1/16
12-016	1/2	12-026	13/16	12-036	1-1/8
12-018	9/16	12-028	7/8	12-038	1-3/16
12-020	5/8	12-030	15/16	12-040	1-1/4



Set 15-565
19 Pc. 12 Point Deep 1/2" Drive Socket Set

Contents: 19 Sockets in cardboard box. Includes Socket Bars 16-831 and 16-835 and (20) Socket Clips 16-845. Approximate Weight, 5.67 lbs.

12-pt. Deep Sockets

Product Number	Opening, Inches	Product Number	Opening, Inches	Product Number	Opening, Inches
12-312	3/8	12-326	13/16	12-340	1-1/4
12-314	7/16	12-328	7/8	12-342	1-5/16
12-316	1/2	12-330	15/16	12-344	1-3/8
12-318	9/16	12-332	1	12-346	1-7/16
12-320	5/8	12-334	1-1/16	12-348	1-1/2
12-322	11/16	12-336	1-1/8		
12-324	3/4	12-338	1-3/16		



Socket Sets

1/2" Drive

**EYE-D****Set 15-570****19 Pc. 6 Point Deep 1/2" Drive Socket Set**

Contents: 19 Sockets in cardboard box. Includes Socket Bars 16-831 and 16-835 and (20) Socket Clips 16-845. Approximate Weight, 10.02 lbs.

6-pt. Deep Sockets

Product Number	Opening, Inches	Product Number	Opening, Inches	Product Number	Opening, Inches
12-212	3/8	12-226	13/16	12-240	1-1/4
12-214	7/16	12-228	7/8	12-242	1-5/16
12-216	1/2	12-230	15/16	12-244	1-3/8
12-218	9/16	12-232	1	12-246	1-7/16
12-220	5/8	12-234	1-1/16	12-248	1-1/2
12-222	11/16	12-236	1-1/8		
12-224	3/4	12-238	1-3/16		

**EYE-D****Set 15-575****15 Pc. 12 Point Deep 1/2" Drive Socket Set**

Contents: 15 Sockets in cardboard box. Includes Socket Bar 16-835 and (20) Socket Clips 16-845. Approximate Weight, 5.67 lbs.

12-pt. Deep Sockets

Product Number	Opening, Inches	Product Number	Opening, Inches	Product Number	Opening, Inches
12-312	3/8	12-322	11/16	12-332	1
12-314	7/16	12-324	3/4	12-334	1-1/16
12-316	1/2	12-326	13/16	12-336	1-1/8
12-318	9/16	12-328	7/8	12-338	1-3/16
12-320	5/8	12-330	15/16	12-340	1-1/4

**EYE-D****Set 15-580****15 Pc. 6 Point Deep 1/2" Drive Socket Set**

Contents: 15 Sockets in cardboard box. Includes Socket Bar 16-835 and (20) Socket Clips 16-845. Approximate Weight, 7.03 lbs.

6-pt. Deep Sockets

Product Number	Opening, Inches	Product Number	Opening, Inches	Product Number	Opening, Inches
12-212	3/8	12-222	11/16	12-232	1
12-214	7/16	12-224	3/4	12-234	1-1/16
12-216	1/2	12-226	13/16	12-236	1-1/8
12-218	9/16	12-228	7/8	12-238	1-3/16
12-220	5/8	12-230	15/16	12-240	1-1/4





Set 15-585
10 Pc. 8 Point 1/2" Drive Socket Set

Contents: 10 Sockets in cardboard box. Includes Socket Bar 16-834 and (10) Socket Clips 16-845. Approximate Weight, 3.61 lbs.

8-pt. Std. Length Sockets

Product Number	Opening, Inches	Product Number	Opening, Inches	Product Number	Opening, Inches
12-412	3/8	12-420	5/8	12-428	7/8
12-414	7/16	12-422	11/16	12-432	1
12-416	1/2	12-424	3/4		
12-418	9/16	12-426	13/16		



Set 15-590
5 Pc. 12 Point 1/2" Drive Universal Socket Set

Contents: 5 Sockets in cardboard box. Includes Socket Bar 16-831 and (10) Socket Clips 16-845. Approximate Weight, 1.82 lbs.

12-pt. Universal Sockets

Product Number	Opening, Inches	Product Number	Opening, Inches
12-516	1/2	12-522	11/16
12-518	9/16	12-524	3/4
12-520	5/8		



Set 15-595
7 Pc. 1/2" Drive Crowfoot Wrench Set

Contents: 7 Crowfoot Wrenches in cardboard box. Includes Socket Bar 16-835 and (10) Socket Clips 16-845. Approximate Weight, 1.76 lbs.

Open End Crowfoot Wrenches

Product Number	Opening, Inches	Product Number	Opening, Inches
12-859	15/16	12-863	1-1/4
12-860	1	12-866	1-7/16
12-861	1-1/16	12-867	1-1/2
12-862	1-1/8		



Set 15-600
15 Pc. 1/2" Drive Flare Nut Crowfoot Wrench Set

Contents: 15 Flare Nut Crowfoot Wrenches in cardboard box. Includes (2) Socket Bars 16-835 and (20) Socket Clips 16-845. Approximate Weight, 4.80 lbs.

Flare Nut Crowfoot Wrenches

Product Number	Opening, Inches	Product Number	Opening, Inches	Product Number	Opening, Inches
12-840	1-1/8	12-845	1-7/16	12-850	1-3/4
12-841	1-3/16	12-846	1-1/2	12-851	1-13/16
12-842	1-1/4	12-847	1-9/16	12-852	1-7/8
12-843	1-5/16	12-848	1-5/8	12-853	1-15/16
12-844	1-3/8	12-849	1-11/16	12-854	2



Socket Sets


EYE-D
Set 15-605
6 Pc. 1/2" Drive Extra Long Hex Driver Socket Set

Contents: 6 Hex Drivers in cardboard box. Includes Socket Bar 16-831 and (10) Socket Clips 16-845. Approximate Weight, 2.67 lbs.

Hex Driver Sockets with Extra Long Bits

Product Number	Opening, Inches	Replacement Bit Part #	Product Number	Opening, Inches	Replacement Bit Part #
12-753	1/4	94-253	12-757	1/2	94-257
12-754	5/16	94-254	12-758	9/16	94-258
12-755	3/8	94-255	12-759	5/8	94-259


EYE-D
Set 15-610
7 Pc. 1/2" Drive Hex Driver Socket Set

Contents: 7 Hex Drivers in cardboard box. Includes Socket Bar 16-831 and (10) Socket Clips 16-845. Approximate Weight, 2.71 lbs.

Hex Driver Sockets with Std. Length Bits

Product Number	Opening, Inches	Replacement Bit Part #	Product Number	Opening, Inches	Replacement Bit Part #
12-713	1/4	94-213	12-717	1/2	94-217
12-714	5/16	94-214	12-718	9/16	94-218
12-715	3/8	94-215	12-719	5/8	94-219
12-716	7/16	94-216			


EYE-D
Set 15-615
6 Pc. 1/2" Drive Torx Driver Socket Set

Contents: 6 Torx Drivers in cardboard box. Includes Socket Bar 16-831 and (10) Socket Clips 16-845. Approximate Weight, 1.60 lbs.

Torx Driver Sockets

Product Number	Torx Size	Replacement Bit Part #	Product Number	Torx Size	Replacement Bit Part #
12-878	T27	94-178	12-884	T45	94-184
12-880	T30	94-180	12-886	T50	94-186
12-882	T40	94-182	12-888	T55	94-188


EYE-D
Set 15-620
7 Pc. 1/2" Drive Screwdriver Socket Set

Contents: 7 Screwdriver Sockets in cardboard box. Includes Socket Bar 16-831 and (10) Socket Clips 16-845. Approximate Weight 1.49 lbs.

Slotted
Screwdriver Sockets

Product Number	Opening, Inches	Replacement Bit Part #
12-802	1/4 x 1/32	94-102
12-803	5/16 x 3/64	94-103
12-805	3/8 x 1/16	94-105

Phillips
Screwdriver Sockets

Product Number	Opening, Inches	Replacement Bit Part #
12-821	#1	94-121
12-822	#2	94-122
12-825	#3	94-125
12-828	#4	94-128





Set 20-650
15 Pc. 12 Point 1/2" Drive Black Oxide Socket Set

Contents: 15 Sockets in cardboard box. Includes Socket Bars 16-831 and 16-832 and (20) Socket Clips 16-845. Approximate Weight, 6.82 lbs.

12-pt. Std. Length Black Oxide Sockets

Product Number	Opening, Inches	Product Number	Opening, Inches
20-112	3/8	20-128	7/8
20-114	7/16	20-130	15/16
20-116	1/2	20-132	1'
20-118	9/16	20-134	1-1/16
20-120	5/8	20-136	1-1/8
20-122	11/16	20-140	1-1/4
20-124	3/4	20-148	1-1/2
20-126	13/16		



Set 20-660
14 Pc. 12 Point Deep 1/2" Drive Black Oxide Socket Set

Contents: 14 Sockets in cardboard box. Includes Socket Bar 16-835 and (20) Socket Clips 16-845. Approximate Weight, 6.12 lbs.

12-pt. Deep Black Oxide Sockets

Product Number	Opening, Inches	Product Number	Opening, Inches
20-312	3/8	20-326	13/16
20-314	7/16	20-328	7/8
20-316	1/2	20-330	15/16
20-318	9/16	20-332	1
20-320	5/8	20-334	1-1/16
20-322	11/16	20-336	1-1/8
20-324	3/4	20-340	1-1/4



Socket Sets

1/2" Drive

Socket Sets


EYE-D
Set 44-500 **METRIC**
54 Pc. 12 Point 1/2" Drive Socket Set with Box

In 6 Drawer Top Chest 16-880.

Set 44-505 **METRIC**
54 Pc. 12 Point 1/2" Drive Socket Set; Tools Only

No Chest; Tools Only

Contents: 45 Sockets, 9 Drive Tools.

Approximate Weight, 53.21 lbs. (18.10 kg)

12-pt. Std. Length Sockets

Product Number	Opening, mm
39-110	10
39-111	11
39-112	12
39-113	13
39-114	14
39-115	15
39-116	16
39-117	17
39-118	18
39-119	19
39-120	20
39-121	21
39-122	22
39-123	23
39-124	24
39-125	25
39-126	26
39-127	27
39-128	28
39-129	29
39-130	30
39-132	32
39-136	36

12-pt. Deep Sockets

Product Number	Opening, mm
39-310	10
39-311	11
39-312	12
39-313	13
39-314	14
39-315	15
39-316	16
39-317	17
39-318	18
39-319	19
39-320	20
39-321	21
39-322	22
39-324	24
39-325	25
39-326	26

Drive Tools:

Product Number	Description
12-918	Breaker Bar, 1/2" Dr, 17"
12-921	Extension, 1/2" Dr, 2-1/2"
12-923	Extension, 1/2" Dr, 5"
12-924	Extension, 1/2" Dr, 10"
12-935	Speeder, 1/2" Dr
12-938	T-Handle, 1/2" Dr
12-947	Universal Joint, 1/2" Dr
12-972	Ratchet, 1/2" Dr, 10-1/2"
12-973	Ratchet, 1/2" Dr, 15"

Hex Driver Sockets

Product Number	Opening, mm
39-711	6
39-713	8
39-715	10
39-717	12
39-719	14
39-722	17





Set 44-510 **METRIC**
31 Pc. 12 Point 1/2" Drive Socket Set

Contents: 27 Sockets, 4 Drive Tools. In Steel Case 16-629.
Approximate Weight, 20.46 lbs. (9.28 kg)

12-pt. Std. Length Sockets		12-pt. Deep Sockets	
Product Number	Opening, mm	Product Number	Opening, mm
39-110	10	39-316	16
39-111	11	39-317	17
39-112	12	39-318	18
39-113	13	39-319	19
39-114	14	39-320	20
39-115	15	39-321	21
39-116	16	39-322	22
39-117	17	39-324	24
39-118	18	39-325	25
39-119	19	39-326	26
39-120	20		
39-121	21		
39-122	22		
39-123	23		
39-124	24		
39-125	25		
39-126	26		

Drive Tools:	
Product Number	Description
12-918	Breaker Bar, 1/2" Dr, 17"
12-923	Extension, 1/2" Dr, 5"
12-924	Extension, 1/2" Dr, 10"
12-972	Ratchet, 1/2" Dr, 10-1/2"



Set 44-515 **METRIC**
29 Pc. 12 Point 1/2" Drive Socket Set

Contents: 23 Sockets, 6 Drive Tools. In Steel Case 16-629.
Approximate Weight, 18.79 lbs. (8.52 kg)

12-pt. Std. Length Sockets		Drive Tools:	
Product Number	Opening, mm	Product Number	Description
39-110	10	12-918	Breaker Bar, 1/2" Dr, 17"
39-111	11	12-921	Extension, 1/2" Dr, 2-1/2"
39-112	12	12-923	Extension, 1/2" Dr, 5"
39-113	13	12-924	Extension, 1/2" Dr, 10"
39-114	14	12-947	Universal Joint, 1/2" Dr
39-115	15	12-972	Ratchet, 1/2" Dr, 10-1/2"
39-116	16		
39-117	17		
39-118	18		
39-119	19		
39-120	20		
39-121	21		
39-122	22		
39-123	23		
39-124	24		
39-125	25		
39-126	26		



Socket Sets

1/2" Drive

**EYE-D****Set 44-520****METRIC****22 Pc. 12 Point 1/2" Drive Socket Set**

Contents: 17 Sockets, 5 Drive Tools. In Steel Case 16-629.
 Approximate Weight, 15.04 lbs. (6,828 g)

12-pt. Std. Length Sockets

Product Number	Opening, mm
39-110	10
39-111	11
39-112	12
39-113	13
39-114	14
39-115	15
39-116	16
39-117	17
39-118	18
39-119	19
39-120	20
39-121	21
39-122	22
39-123	23
39-124	24
39-125	25
39-126	26

Drive Tools:

Product Number	Description
12-918	Breaker Bar, 1/2" Dr, 17"
12-923	Extension, 1/2" Dr, 5"
12-924	Extension, 1/2" Dr, 10"
12-947	Universal Joint, 1/2" Dr
12-972	Ratchet, 1/2" Dr, 10-1/2"

**EYE-D****Set 44-525****METRIC****16 Pc. 12 Point 1/2" Drive Socket Set**

Contents: 14 Sockets, 2 Drive Tools. In Steel Case 16-623.
 Approximate Weight, 7.09 lbs. (3,219 g)

12-pt. Std. Length Sockets

Product Number	Opening, mm
39-110	10
39-111	11
39-112	12
39-113	13
39-114	14
39-115	15
39-116	16
39-117	17
39-118	18
39-119	19
39-120	20
39-121	21
39-122	22
39-123	23

Drive Tools:

Product Number	Description
12-923	Extension, 1/2" Dr, 5"
12-972	Ratchet, 1/2" Dr, 10-1/2"





Set 44-530 METRIC
23 Pc. 12 Point 1/2" Drive Socket Set

Contents: 23 Sockets in cardboard box. Includes Sockets Bars 16-834 and 16-835 and (30) Socket Clips 16-845. Approximate Weight, 7.69 lbs. (3,491 g)

12-pt. Std. Length Sockets

Product Number	Opening, mm	Product Number	Opening, mm	Product Number	Opening, mm
39-110	10	39-118	18	39-126	26
39-111	11	39-119	19	39-127	27
39-112	12	39-120	20	39-128	28
39-113	13	39-121	21	39-129	29
39-114	14	39-122	22	39-130	30
39-115	15	39-123	23	39-132	32
39-116	16	39-124	24	39-136	36
39-117	17	39-125	25		



Set 44-535 METRIC
23 Pc. 6 Point 1/2" Drive Socket Set

Contents: 23 Sockets in cardboard box. Includes Socket Bar 16-834 and 16-835 and (30) Socket Clips 16-845. Approximate Weight, 4.82 lbs. (2186 g)

6-pt. Std. Length Sockets

Product Number	Opening, mm	Product Number	Opening, mm	Product Number	Opening, mm
39-010	10	39-018	18	39-026	26
39-011	11	39-019	19	39-027	27
39-012	12	39-020	20	39-028	28
39-013	13	39-021	21	39-029	29
39-014	14	39-022	22	39-030	30
39-015	15	39-023	23	39-032	32
39-016	16	39-024	24	39-036	36
39-017	17	39-025	25		



Set 44-540 METRIC
15 Pc. 12 Point 1/2" Drive Socket Set

Contents: 15 Sockets in cardboard box. Includes Socket Bar 16-835 and (20) Socket Clips 16-845. Approximate Weight, 3.56 lbs. (1,616 g)

12-pt. Std. Length Sockets

Product Number	Opening, mm	Product Number	Opening, mm	Product Number	Opening, mm
39-110	10	39-115	15	39-120	20
39-111	11	39-116	16	39-121	21
39-112	12	39-117	17	39-122	22
39-113	13	39-118	18	39-123	23
39-114	14	39-119	19	39-124	24



Socket Sets

1/2" Drive

**EYE-D****NEW!****EYE-D****Set 44-545****METRIC****15 Pc. 6 Point 1/2" Drive Socket Set**

Contents: 15 Sockets in cardboard box. Includes Socket Bar 16-835 and (20) Socket Clips 16-845. Approximate Weight, 3.70 lbs. (1,680 g)

Set 44-546**METRIC****15 Pc. 6 Point 1/2" Drive Socket Set with Plastic Socket Rail**

Contents: 15 Sockets in cardboard box. Includes Plastic Socket Rail 16-837 and (15) Socket Clips 16-848. Approximate Weight, 3.70 lbs. (1,680 g)

6-pt. Std. Length Sockets

Product Number	Opening, mm	Product Number	Opening, mm	Product Number	Opening, mm
39-010	10	39-015	15	39-020	20
39-011	11	39-016	16	39-021	21
39-012	12	39-017	17	39-022	22
39-013	13	39-018	18	39-023	23
39-014	14	39-019	19	39-024	24

Socket Sets
**EYE-D****Set 44-550****METRIC****22 Pc. 12 Point Deep 1/2" Drive Socket Set**

Contents: 22 Sockets in cardboard box. Includes Socket Bars 16-834 and 16-835 and (30) Socket Clips 16-845. Approximate Weight, 9 lbs. (4082 g)

12-pt. Deep Sockets

Product Number	Opening, mm	Product Number	Opening, mm	Product Number	Opening, mm
39-310	10	39-318	18	39-326	26
39-311	11	39-319	19	39-327	27
39-312	12	39-320	20	39-328	28
39-313	13	39-321	21	39-329	29
39-314	14	39-322	22	39-330	30
39-315	15	39-323	23	39-332	32
39-316	16	39-324	24		
39-317	17	39-325	25		





Set 44-555 METRIC
15 Pc. 12 Point Deep 1/2" Drive Socket Set

Contents: 15 Sockets in cardboard box. Includes Socket Bar 16-835 and (20) Socket Clips 16-845. Approximate Weight, 4.49 lbs. (2037 g)

12-pt. Deep Sockets

Product Number	Opening, mm	Product Number	Opening, mm
39-310	10	39-318	18
39-311	11	39-319	19
39-312	12	39-320	20
39-313	13	39-321	21
39-314	14	39-322	22
39-315	15	39-323	23
39-316	16	39-324	24
39-317	17		



Set 44-560 METRIC
6 Pc. 1/2" Drive Extra Long Hex Driver Socket Set

Contents: 6 Hexdriver Sockets in cardboard box. Includes Socket Bar 16-831 and (10) Socket Clips 16-845. Approximate Weight, 2.67 lbs. (1,212 g)

Hex Driver Sockets with Extra Long Bits

Product Number	Opening, mm	Replacement Bit Part #	Product Number	Opening, mm	Replacement Bit Part #
39-751	6	94-351	39-757	12	94-757
39-753	8	94-353	39-759	14	94-759
39-755	10	94-355	39-762	17	94-762



Set 44-565 METRIC
6 Pc. 1/2" Drive Hex Driver Socket Set

Contents: 6 Hex Drivers in cardboard box. Includes Socket Bar 16-831 and (10) Socket Clips 16-845. Approximate Weight, 2.31 lbs. (1,048 g)

Hex Driver Sockets

Product Number	Opening, mm	Replacement Bit Part #	Product Number	Opening, mm	Replacement Bit Part #
39-711	6	94-711	39-717	12	94-717
39-713	8	94-713	39-719	14	94-719
39-715	10	94-715	39-722	17	94-722



Socket Sets

3/4" Drive


EYE-D
Set 15-700
42 Pc. 12 Point 3/4" Drive Socket Set

 Contents: 35 Sockets, 7 Drive Tools. In Steel Case 16-657.
 Approximate Weight, 92.62 lbs.

12-pt. Std. Length Sockets

Product Number	Opening, Inches
13-124	3/4
13-126	13/16
13-128	7/8
13-130	15/16
13-132	1
13-134	1-1/16
13-136	1-1/8
13-138	1-3/16
13-140	1-1/4
13-142	1-5/16
13-144	1-3/8
13-146	1-7/16
13-148	1-1/2
13-150	1-9/16
13-152	1-5/8
13-154	1-11/16
13-156	1-3/4
13-158	1-13/16
13-160	1-7/8
13-164	2
13-168	2-1/8
13-170	2-3/16
13-172	2-1/4
13-176	2-3/8

Drive Tools:

Product Number	Description
13-972	Ratchet, 3/4" Dr, 19"
13-918	Breaker Bar, 3/4" Dr, 22"
13-922	Extension, 3/4" Dr, 5"
13-923	Extension, 3/4" Dr, 8"
13-925	Extension, 3/4" Dr, 16"
13-938	T-Handle, 3/4" Dr
13-947	Universal Joint, 3/4" Dr

12-pt. Deep Sockets

Product Number	Opening, Inches
13-328	7/8
13-330	15/16
13-332	1
13-334	1-1/16
13-336	1-1/8
13-340	1-1/4
13-342	1-5/16
13-344	1-3/8
13-346	1-7/16
13-348	1-1/2
13-352	1-5/8





Set 15-705
29 Pc. 12 Point 3/4" Drive Socket Set

Contents: 22 Sockets, 7 Drive Tools. In Steel Case 16-657.
Approximate Weight, 74.21 lbs.

12-pt. Std. Length Sockets

Product Number	Opening, Inches
13-128	7/8
13-130	15/16
13-132	1
13-134	1-1/16
13-136	1-1/8
13-138	1-3/16
13-140	1-1/4
13-142	1-5/16
13-144	1-3/8
13-146	1-7/16
13-148	1-1/2
13-150	1-9/16
13-152	1-5/8
13-154	1-11/16
13-156	1-3/4
13-158	1-13/16
13-160	1-7/8
13-164	2
13-168	2-1/8
13-170	2-3/16
13-172	2-1/4
13-176	2-3/8

Drive Tools:

Product Number	Description
13-972	Ratchet, 3/4" Dr, 19"
13-918	Breaker Bar, 3/4" Dr, 22"
13-922	Extension, 3/4" Dr, 5"
13-923	Extension, 3/4" Dr, 8"
13-925	Extension, 3/4" Dr, 16"
13-938	T-Handle, 3/4" Dr
13-947	Universal Joint, 3/4" Dr



Set 15-710
20 Pc. 12 Point 3/4" Drive Socket Set

Contents: 15 Sockets, 5 Drive Tools. In Steel Case 16-641.
Approximate Weight, 51.98 lbs.

12-pt. Std. Length Sockets

Product Number	Opening, Inches
13-128	7/8
13-130	15/16
13-132	1
13-134	1-1/16
13-136	1-1/8
13-140	1-1/4
13-142	1-5/16
13-144	1-3/8
13-146	1-7/16
13-148	1-1/2
13-152	1-5/8
13-156	1-3/4
13-158	1-13/16
13-160	1-7/8
13-164	2

Drive Tools:

Product Number	Description
13-972	Ratchet, 3/4" Dr, 19"
13-918	Breaker Bar, 3/4" Dr, 22"
13-923	Extension, 3/4" Dr, 8"
13-925	Extension, 3/4" Dr, 16"
13-938	T-Handle, 3/4" Dr.



Socket Sets

3/4" Drive


EYE-D
Set 15-715
13 Pc. 12 Point 3/4" Drive Socket Set

Contents: 11 Sockets, 2 Drive Tools. In Steel Case 16-641.
 Approximate Weight, 74.21 lbs.

12-pt. Std. Length Sockets

Product Number	Opening, Inches
13-128	7/8
13-130	15/16
13-132	1
13-134	1-1/16
13-136	1-1/8
13-138	1-3/16
13-140	1-1/4
13-142	1-5/16
13-144	1-3/8
13-146	1-7/16
13-148	1-1/2

Drive Tools:

Product Number	Description
13-972	Ratchet, 3/4" Dr, 19"
13-923	Extension, 3/4" Dr, 8"


EYE-D
Set 15-735
16 Pc. 12 Point 3/4" Drive Socket Set

Contents; 16 Sockets in cardboard box. Includes (2) Socket Bars 16-835 and (20) Socket Clips 16-847. Approximate Weight, 20.64 lbs.

12-pt. Std. Length Sockets

Product Number	Opening, Inches	Product Number	Opening, Inches	Product Number	Opening, Inches
13-128	7/8	13-142	1-5/16	13-156	1-3/4
13-130	15/16	13-144	1-3/8	13-158	1-13/16
13-132	1	13-146	1-7/16	13-160	1-7/8
13-134	1-1/16	13-148	1-1/2	13-164	2
13-136	1-1/8	13-152	1-5/8		
13-140	1-1/4	13-154	1-11/16		


EYE-D
Set 15-740
11 Pc. 12 Point Deep 3/4" Drive Socket Set

Contents: 11 Sockets in cardboard box. Includes Socket Bars 16-831 and 16-832 and (20) Socket Clips 16-847. Approximate Weight, 14.56 lbs.

12-pt. Deep Sockets

Product Number	Opening, Inches	Product Number	Opening, Inches	Product Number	Opening, Inches
13-328	7/8	13-336	1-1/8	13-346	1-7/16
13-330	15/16	13-340	1-1/4	13-348	1-1/2
13-332	1	13-342	1-5/16	13-352	1-5/8
13-334	1-1/16	13-344	1-3/8		





Set 44-700 METRIC
43 Pc. 12 Point 3/4" Drive Socket Set

Contents: 36 Sockets, 7 Drive Tools. In Steel Case 16-657.
Approximate Weight, 90.82 lbs. (41.19 kg)

12-pt. Std. Length Sockets		12-pt. Deep Sockets	
Product Number	Opening, mm	Product Number	Opening, mm
40-119	19	40-322	22
40-120	20	40-323	23
40-121	21	40-324	24
40-122	22	40-327	27
40-123	23	40-330	30
40-124	24	40-332	32
40-125	25	40-335	35
40-126	26	40-336	36
40-127	27	40-338	38
40-128	28	40-341	41
40-129	29	40-346	46
40-130	30	40-350	50
40-132	32		
40-135	35		
40-136	36		
40-138	38		
40-141	41		
40-142	42		
40-146	46		
40-150	50		
40-154	54		
40-155	55		
40-158	58		
40-160	60		

Drive Tools:	
Product Number	Description
13-972	Ratchet, 3/4" Dr, 19"
13-918	Breaker Bar, 3/4" Dr, 22"
13-922	Extension, 3/4" Dr, 5"
13-923	Extension, 3/4" Dr, 8"
13-925	Extension, 3/4" Dr, 16"
13-938	T-Handle, 3/4" Dr
13-947	Universal Joint, 3/4" Dr



Set 44-705 METRIC
28 Pc. 12 Point 3/4" Drive Socket Set

Contents: 22 Sockets, 6 Drive Tools. In Steel Case 16-657.
Approximate Weight, 64.06 lbs. (29.05 kg)

12-pt. Std. Length Sockets		Drive Tools:	
Product Number	Opening, mm	Product Number	Description
40-121	21	13-972	Ratchet, 3/4" Dr, 19"
40-122	22	13-918	Breaker Bar, 3/4" Dr, 22"
40-123	23	13-922	Extension, 3/4" Dr 5"
40-124	24	13-923	Extension, 3/4" Dr, 8"
40-125	25	13-938	T-Handle, 3/4" Dr
40-126	26	13-947	Universal Joint, 3/4" Dr
40-127	27		
40-128	28		
40-129	29		
40-130	30		
40-132	32		
40-135	35		
40-136	36		
40-138	38		
40-141	41		
40-142	42		
40-146	46		
40-150	50		
40-154	54		
40-155	55		
40-158	58		
40-160	60		



3/4" Drive


EYE-D
Set 44-710 **METRIC**
19 Pc. 12 Point 3/4" Drive Socket Set

 Contents: 15 Sockets, 4 Drive Tools. In Steel Case 16-641.
 Approximate Weight, 47.87 lbs. (21.71 kg)

12-pt. Std. Length Sockets

Product Number	Opening, mm
40-123	23
40-124	24
40-125	25
40-126	26
40-127	27
40-128	28
40-129	29
40-130	30
40-132	32
40-135	35
40-136	36
40-138	38
40-141	41
40-142	42
40-146	46

Drive Tools:

Product Number	Description
13-972	Ratchet, 3/4" Dr, 19"
13-918	Breaker Bar, 3/4" Dr, 22"
13-923	Extension, 3/4" Dr, 8"
13-925	Extension, 3/4" Dr, 16"

Socket Sets

EYE-D
Set 44-715 **METRIC**
17 Pc. 12 Point 3/4" Drive Socket Set

Contents: 17 Sockets in cardboard box. Includes (2) Socket Bars 16-835 and (20) Socket Clips 16-847. Approximate Weight, 18.34 lbs. (8.32 kg).

12-pt. Std. Length Sockets

Product Number	Opening, mm	Product Number	Opening, mm	Product Number	Opening, mm
40-122	22	40-128	28	40-138	38
40-123	23	40-129	29	40-141	41
40-124	24	40-130	30	40-142	42
40-125	25	40-132	32	40-146	46
40-126	26	40-135	35	40-150	50
40-127	27	40-136	36		


EYE-D
Set 44-720 **METRIC**
12 Pc. 12 Point Deep 3/4" Drive Socket Set

Contents: 12 Sockets in cardboard box. Includes Socket Bars 16-832 and 16-834, and (20) Socket Clips 16-847. Approximate Weight, 21.13 lbs. (9.58 kg)

12-pt. Deep Sockets

Product Number	Opening, mm	Product Number	Opening, mm	Product Number	Opening, mm
40-322	22	40-330	30	40-338	38
40-323	23	40-332	32	40-341	41
40-324	24	40-335	35	40-346	46
40-327	27	40-336	36	40-350	50





Set 15-800
29 Pc. 12 Point 1" Drive Socket Set

Contents: 23 Sockets, 6 Drive Tools. In Steel Case 16-659.
Approximate Weight, 148.11 lbs.

12-pt. Std. Length Sockets

Product Number	Opening, Inches	Product Number	Opening, Inches
14-134	1-1/16	14-184	2-5/8
14-136	1-1/8	14-188	2-3/4
14-140	1-1/4	14-194	2-15/16
14-142	1-5/16	14-196	3
14-144	1-3/8	14-200	3-1/8
14-146	1-7/16	14-212	3-1/2
14-148	1-1/2		
14-152	1-5/8		
14-158	1-13/16		
14-160	1-7/8		
14-164	2		
14-168	2-1/8		
14-170	2-3/16		
14-172	2-1/4		
14-176	2-3/8		
14-180	2-1/2		
14-182	2-9/16		

Drive Tools	
Product Number	Description
14-906	Ratchet, 1" Dr, 30"
14-918	Breaker Bar, 1" Dr, 27"
14-924	Extension, 1" Dr, 9"
14-926	Extension, 1" Dr, 18"
14-939	Sliding Handle, 1" Dr
14-940	Adapter for 14-939



Set 15-805
22 Pc. 12 Point 1" Drive Socket Set

Contents: 16 Sockets, 6 Drive Tools. In Steel Case 16-659.
Approximate Weight, 108.49 lbs.

12-pt. Std. Length Sockets

Product Number	Opening, Inches	Product Number	Description
14-148	1-1/2	14-906	Ratchet, 1" Dr, 30"
14-152	1-5/8	14-918	Breaker Bar, 1" Dr, 27"
14-158	1-13/16	14-924	Extension, 1" Dr, 9"
14-160	1-7/8	14-926	Extension, 1" Dr, 18"
14-164	2	14-939	Sliding Handle, 1" Dr
14-170	2-3/16	14-940	Adapter for 14-939
14-172	2-1/4		
14-176	2-3/8		
14-180	2-1/2		
14-182	2-9/16		
14-184	2-5/8		
14-188	2-3/4		
14-194	2-15/16		
14-196	3		
14-200	3-1/8		
14-212	3-1/2		





Set 15-810

17 Pc. 12 Point 1" Drive Socket Set

Contents: 13 Sockets, 4 Drive Tools. In Steel Case 16-641.
 Approximate Weight, 64 lbs.

12-pt. Std. Length Sockets

Product Number	Opening, Inches
14-134	1-1/16
14-136	1-1/8
14-140	1-1/4
14-142	1-5/16
14-144	1-3/8
14-146	1-7/16
14-148	1-1/2
14-152	1-5/8
14-154	1-11/16
14-156	1-3/4
14-158	1-13/16
14-160	1-7/8
14-164	2

Drive Tools:

Product Number	Description
14-906	Ratchet, 1" Dr, 30"
14-918	Breaker Bar, 1" Dr, 27"
14-924	Extension, 1" Dr, 9"
14-926	Extension, 1" Dr, 18"





NOTES:

THE PERFORMAN

STRENGTH SPEED



STRENGTH & SAFETY

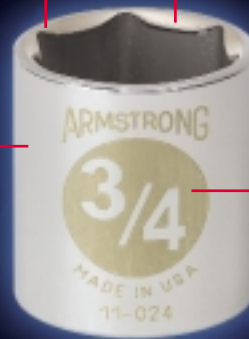
Radius corner design engages the flats of the fastener, not the corners, providing 15%-20% more torque. Also prevents rounding of fasteners and enhances the turning of worn, rounded fasteners—extending fastener life and reducing chance of slippage.

ACCESS

Manufactured to industrial specifications assuring a thin wall design with precise nut end dimensions.

STRENGTH

Specifically heat treated for the correct balance of strength and durability.



SPEED & SAFETY

EYE-D laser etched markings optimize the size identification as well as provide SAE / Metric differentiation, even in low light conditions.



ACCESS

Compact head design permits use in confined areas.

SAFETY

Recessed reversing lever has On/Off markings.

SAFETY

Single pawl, double tooth design will not operate in the neutral position.

STRENGTH

Torque wrap design reduces stress on gear and pawl teeth.

SAFETY

Unique handle design is concave shaped, conforming to the shape of the hand which reduces fatigue and improves comfort.

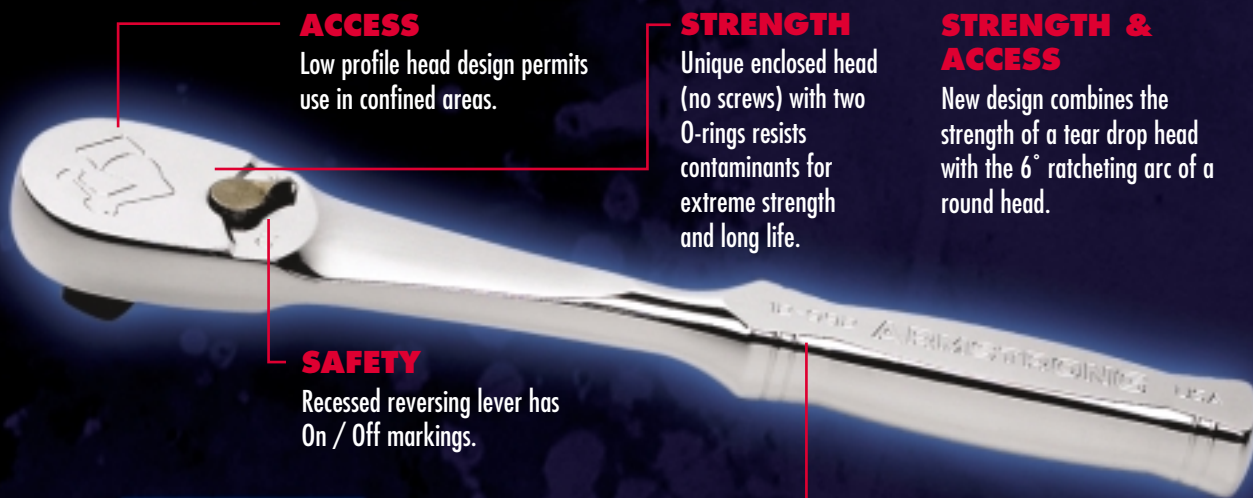
SAFETY NOTICE

Since ratchets include moving parts, periodic inspection and, if necessary, cleaning, lubrication with a light grade oil, and replacement of worn parts will become necessary. Parts should not be replaced individually, but rather in total, and complete Ratchet Repair Kits are available.



CE DIFFERENCE

ACCESS SAFETY



ACCESS

Low profile head design permits use in confined areas.

STRENGTH

Unique enclosed head (no screws) with two O-rings resists contaminants for extreme strength and long life.

STRENGTH & ACCESS

New design combines the strength of a tear drop head with the 6° ratcheting arc of a round head.

SAFETY

Recessed reversing lever has On / Off markings.



STRENGTH

Unique enclosed head (no screws) with two O-rings resists contaminants for extreme strength and long life.

SAFETY

Improved modified hour-glass handle conforms to the shape of the hand for maximum comfort and minimal fatigue.

STRENGTH

Machined gear teeth and high strength steel pawl.



SPEED

Patented modified ear design prevents lock-up at extreme angles, allowing for smooth, continuous operation.

SECTION 4 CONTENTS

Chrome Sockets 1/4" to 1" Drive

Black Oxide Sockets 3/8" to 1/2" Drive

Ratchets and Drive Tools

1/4" to 1-1/2" Drive

Hex Driver Sockets

1/4" to 1/2" Drive

Screwdriver Sockets

1/4" to 1/2" Drive

Crowfoot Wrenches

3/8" to 1/2" Drive

SAFETY NOTICE

NEVER USE HAND SOCKETS ON POWER OR IMPACT APPLICATIONS. METRIC AND FRACTIONAL SOCKET OPENINGS ARE NOT INTERCHANGEABLE. PLEASE SELECT THE APPROPRIATE OPENING SIZE FOR THE JOB AT HAND.


1/4" Drive 12 Point Standard Length Sockets

Product Number	Opening Inches	Weight Lbs.	A Drive End	B Wrench End	C Overall Length	D Bolt Clearance	E Wrench Depth	F Length to Shoulder
10-106	3/16	0.018	0.442	0.309	0.876	0.193	0.200	0.436
10-107	7/32	0.019	0.442	0.344	0.876	0.224	0.200	0.436
10-108	1/4	0.019	0.442	0.382	0.876	0.225	0.210	0.436
10-109	9/32	0.020	0.442	0.423	0.876	0.225	0.220	0.436
10-110	5/16	0.021	0.463	0.463	0.876	0.208	0.290	
10-111	11/32	0.025	0.501	0.501	0.876	0.208	0.310	
10-112	3/8	0.028	0.546	0.546	0.876	0.381	0.500	
10-114	7/16	0.034	0.613	0.613	0.876	0.443	0.500	
10-116	1/2	0.042	0.678	0.678	0.876	0.507	0.500	
10-118	9/16	0.066	0.777	0.777	0.876	0.570	0.500	

ASME B107.1 Fed'l Spec. GGG-W-641e

EYE-D
1/4" Drive 6 Point Standard Length Sockets


Product Number	Opening Inches	Weight Lbs.	A Drive End	B Wrench End	C Overall Length	D Bolt Clearance	E Wrench Depth	F Length to Shoulder
10-004	1/8	0.018	0.446	0.234	0.876	0.094	0.094	0.436
10-005	3/16	0.018	0.446	0.274	0.876	0.120	0.160	0.436
10-006	3/16	0.017	0.446	0.309	0.876	0.150	0.200	0.436
10-007	7/32	0.019	0.446	0.344	0.876	0.150	0.200	0.436
10-008	1/4	0.019	0.446	0.383	0.876	0.200	0.210	0.436
10-009	9/32	0.021	0.446	0.423	0.876	0.180	0.220	0.436
10-010	5/16	0.023	0.463	0.463	0.876	0.208	0.290	
10-011	11/32	0.027	0.502	0.502	0.876	0.208	0.310	
10-012	3/8	0.030	0.546	0.546	0.876	0.434	0.500	
10-014	7/16	0.038	0.613	0.613	0.876	0.443	0.500	
10-016	1/2	0.046	0.678	0.678	0.876	0.507	0.500	
10-018	9/16	0.069	0.697	0.697	0.876	0.570	0.463	

ASME B107.1 Fed'l Spec. GGG-W-641e

EYE-D



1/4" Drive 12 Point Deep Sockets

Product Number	Opening Inches	Weight Lbs.	A Drive End	B Wrench End	C Overall Length	D Bolt Clearance	E Wrench Depth	F Length to Shoulder
10-306	3/16	0.044	0.446	0.309	2.000	0.300	0.190	0.880
10-307	7/32	0.046	0.446	0.350	2.000	0.300	0.190	0.880
10-308	1/4	0.049	0.446	0.391	2.000	0.257	0.190	0.880
10-309	9/32	0.050	0.446	0.432	2.000	0.200	0.190	0.880
10-310	5/16	0.044	0.459	0.459	2.000	0.245	0.650	
10-311	11/32	0.058	0.495	0.495	2.000	0.245	0.650	
10-312	3/8	0.068	0.544	0.544	2.000	0.325	0.900	
10-314	7/16	0.082	0.614	0.614	2.000	0.385	0.900	
10-316	1/2	0.100	0.678	0.678	2.000	0.420	0.900	
10-318	9/16	0.126	0.770	0.770	2.000	0.570	1.430	

ASME B107.1 Fed'l Spec. GGG-W-641e



EYE-D

1/4" Drive 6 Point Deep Sockets

Product Number	Opening Inches	Weight Lbs.	A Drive End	B Wrench End	C Overall Length	D Bolt Clearance	E Wrench Depth	F Length to Shoulder
10-204	1/8	0.044	0.446	0.234	2.000	0.094	0.200	0.980
10-205	5/32	0.044	0.446	0.274	2.000	0.210	0.190	0.980
10-206	3/16	0.043	0.446	0.309	2.000	0.210	0.190	0.980
10-207	7/32	0.046	0.446	0.350	2.000	0.210	0.190	0.980
10-208	1/4	0.049	0.446	0.391	2.000	0.210	0.190	0.980
10-209	9/32	0.050	0.446	0.432	2.000	0.210	0.190	0.980
10-210	5/16	0.046	0.446	0.446	2.000	0.255	0.650	
10-211	11/32	0.059	0.495	0.495	2.000	0.255	0.650	
10-212	3/8	0.072	0.549	0.549	2.000	0.325	0.900	
10-214	7/16	0.086	0.613	0.613	2.000	0.405	0.900	
10-216	1/2	0.105	0.678	0.678	2.000	0.420	0.900	
10-218	9/16	0.135	0.771	0.771	2.000	0.570	1.430	

ASME B107.1 Fed'l Spec. GGG-W-641e



EYE-D

SAFETY NOTICE
NEVER USE HAND SOCKETS ON POWER OR IMPACT APPLICATIONS.



1/4" Drive 4 or 8 Point Standard Length Sockets

Product Number	Opening Inches	Weight Lbs.	A Drive End	B Wrench End	C Overall Length	D Bolt Clearance	E Wrench Depth	F Length to Shoulder
10-406*	3/16	0.022	0.446	0.382	0.876	0.200	0.200	0.436
10-408*	1/4	0.024	0.463	0.463	0.876	0.240	0.280	
10-410	5/16	0.031	0.546	0.546	0.876	0.320	0.480	
10-412	3/8	0.054	0.678	0.678	0.876	0.381	0.500	

ASME B107.1 Fed'I Spec. GGG-W-641e

*4 Point Sockets

EYE-D

1/4" Drive Extra Long Hex Driver Sockets

Product Number	Bit Size Inches	Weight Lbs.	A Drive End	B Nose Diameter	C Overall Length	D Bit Length	E Length to Shoulder	Replacement Bit	Exposed Bit Length
10-743	0.050	0.05	0.5	0.5	3.312	2.75		94-543	2 7/16
10-744	1/16	0.06	0.5	0.5	3.312	2.75		94-544	2 7/16
10-745	5/64	0.06	0.5	0.5	3.312	2.75		94-545	2 7/16
10-746	3/32	0.07	0.5	0.5	3.312	2.75		94-546	2 7/16
10-747	7/64	0.07	0.5	0.5	3.312	2.75		94-547	2 7/16
10-748	1/8	0.08	0.5	0.5	4.437	3.875		94-548	3 9/16
10-749	9/64	0.08	0.5	0.5	4.437	3.875		94-549	3 9/16
10-750	5/32	0.09	0.5	0.5	4.437	3.875		94-370	3 9/16
10-751	3/16	0.09	0.5	0.5	4.437	3.875		94-371	3 9/16
10-752	7/32	0.09	0.5	0.5	4.437	3.875		94-372	3 9/16
10-753	1/4	0.10	0.5	0.5	4.437	3.937		94-373	3 9/16
10-754	5/16	0.10	0.5	0.5	4.437	3.937		94-374	3 9/16



1/4" Drive Standard Length Hex Driver Sockets

Product Number	Bit Size Inches	Weight Lbs.	A Drive End	B Nose Diameter	C Overall Length	D Bit Length	E Length to Shoulder	Replacement Bit	Exposed Bit Length
10-703	0.050	0.03	0.5	0.5	1.875	1.312		94-503	1
10-704	1/16	0.04	0.5	0.5	1.875	1.312		94-504	1
10-705	5/64	0.04	0.5	0.5	1.875	1.312		94-505	1
10-706	3/32	0.04	0.5	0.5	1.875	1.312		94-506	1
10-707	7/64	0.04	0.5	0.5	1.875	1.312		94-507	1
10-708	1/8	0.04	0.5	0.5	1.875	1.312		94-508	1
10-709	9/64	0.05	0.5	0.5	1.875	1.312		94-509	1
10-710	5/32	0.05	0.5	0.5	1.875	1.312		94-510	1
10-711	3/16	0.06	0.5	0.5	1.875	1.312		94-361	1
10-712	7/32	0.06	0.5	0.5	1.875	1.312		94-362	1
10-713	1/4	0.07	0.5	0.5	1.875	1.360		94-363	1
10-714	5/16	0.07	0.5	0.5	1.875	1.360		94-364	1

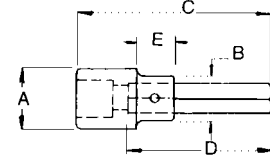




1/4" Drive Standard Length Torx® Driver Sockets

Product Number	Bit Size	Weight Lbs.	A Drive End	B Nose Dia.	C Overall Length	D Torx Bit Length	Replacement Bit	Exposed Bit Length
10-868	T8	0.03	0.5	0.5	1.5	1	94-168	41/64
10-870	T10	0.03	0.5	0.5	1.5	1	94-170	41/64
10-872	T15	0.04	0.5	0.5	1.5	1	94-172	41/64
10-874	T20	0.04	0.5	0.5	1.5	1	94-174	41/64
10-876	T25	0.04	0.5	0.5	1.5	1	94-176	41/64
10-878	T27	0.04	0.5	0.5	1.5	1	94-178	41/64
10-880	T30	0.05	0.5	0.5	1.5	1	94-180	41/64

*Torx® is a registered trademark of Camcar Division of Textron.



1/4" Drive Screwdriver Sockets

Product Number	Weight Lbs.	Tip Size Inches	A Drive End	B Nose Diameter	C Overall Length	D Bit Length	Replacement Bit	Exposed Bit Length
10-801	.05	3/16 x 1/32	0.500	0.500	2.44	1.940	94-101	1-37/64
10-802	.06	1/4 x 1/32	0.500	0.500	2.44	1.940	94-102	1-37/64

Fed'l Spec. GGG-W-001222



1/4" Drive Phillips Screwdriver Sockets

Product Number	Weight Lbs.	Tip Size Inches	A Drive End	B Nose Diameter	C Overall Length	D Bit Length	Replacement Bit	Exposed Bit Length
10-821	.05	Phil. #1	0.500	0.500	1.900	1.400	94-121	1-3/64
10-822	.05	Phil. #2	0.500	0.500	1.900	1.400	94-122	1-3/64
10-823	.06	Phil. #3	0.500	0.500	1.900	1.400	94-125	1-3/64

Fed'l Spec. GGG-W-001222




EYE-D
1/4" Drive 6 Point Standard Length Sockets
METRIC

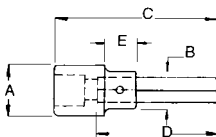
Product Number	Opening mm	Weight G	A Drive End	B Wrench End	C Overall Length	D Bolt Clearance	E Wrench Depth	F Length to Shoulder
37-004	4	8.5	11.3	7.0	22.3	3.7	4.1	11.1
37-081	4.5	9.1	11.5	7.9	22.2	4.7	4.6	11.1
37-004	5	7.9	11.3	7.8	22.3	4.1	4.6	11.1
37-083	5.5	8.5	11.3	8.7	22.3	4.1	5.0	11.1
37-006	6	9.1	11.3	9.2	22.3	4.9	5.1	11.1
37-007	7	9.6	11.3	10.7	22.3	5.5	5.6	11.1
37-008	8	10.5	11.8	11.8	22.3	5.3	7.4	
37-009	9	11.9	12.8	12.8	22.3	5.3	7.9	
37-010	10	12.5	13.9	13.9	22.3	10.2	12.7	
37-011	11	16.7	15.6	15.6	22.3	11.2	12.7	
37-012	12	21.8	17.1	17.1	22.3	12.2	12.7	
37-013	13	25.5	18.4	18.4	22.3	13.2	12.7	
37-014	14	31.2	19.6	19.6	22.3	14.2	12.7	
37-015	15	35.4	20.6	20.6	22.3	15.2	12.7	

ASME B107.5m


EYE-D
1/4" Drive 6 Point Deep Sockets
METRIC

Product Number	Opening mm	Weight G	A Drive End	B Wrench End	C Overall Length	D Bolt Clearance	E Wrench Depth	F Length to Shoulder
37-204	4	19.3	11.4	7.0	50.8	5.3	4.8	22.4
37-281	4.5	23.1	11.4	8.0	50.8	5.3	7.5	22.6
37-205	5	19.8	11.4	8.0	50.8	5.3	7.2	22.6
37-283	5.5	65.3	11.4	8.9	50.8	5.3	7.5	22.6
37-206	6	22.1	11.3	9.4	50.8	5.3	4.8	22.6
37-207	7	22.7	11.3	10.7	50.8	5.3	5.1	22.6
37-208	8	21.5	11.3	11.3	50.8	5.0	16.5	
37-209	9	25.5	12.6	12.6	50.8	6.1	16.5	
37-210	10	31.2	13.8	13.8	50.8	6.1	22.9	
37-211	11	39.1	15.6	15.6	50.8	6.1	22.9	
37-212	12	51.0	17.1	17.1	50.8	6.1	22.9	
37-213	13	57.8	18.4	18.4	50.8	6.1	228.6	
37-214	14	63.2	19.6	19.6	50.8	14.2	36.3	
37-215	15	70.3	20.8	20.8	50.8	15.2	37.1	

ASME B107.5m


1/4" Drive Standard Length Hex Driver Sockets
METRIC

Product Number	Bit Size mm	Weight G	A Drive End	B Nose Diameter	C Overall Length	D Bit Length	Replacement Bit	Exposed Bit Length
37-703	2	18	12.7	12.7	47.6	33.3	94-603	25.4
37-704	2.5	18	12.7	12.7	47.6	33.3	94-604	25.4
37-705	3	19	12.7	12.7	47.6	33.3	94-605	25.4
37-707	4	21	12.7	12.7	47.6	33.3	94-607	25.4
37-709	5	23	12.7	12.7	47.6	33.3	94-389	25.4
37-711	6	25	12.7	12.7	47.6	34.5	94-391	25.4
37-713	8	28	12.7	12.7	47.6	34.5	94-393	25.4





1/4" Drive Teardrop Ratchet

Product Number	Weight Lbs.	Overall Length	Head Width	Head Depth	Number of teeth
10-972	.27	5-9/32	0.875	0.969	36
ASME B107.10m Fed'I Spec. GGG-W-641e					



1/4" Drive Black Oxide Teardrop Ratchet

Product Number	Weight Lbs.	Overall Length	Head Width	Head Depth	Number of teeth
18-972	.27	5-9/32	0.875	0.969	36
ASME B107.10m Fed'I Spec. GGG-W-641e					



1/4" Drive Breaker Bar

Product Number	Length Inches	Weight Lbs.
10-918	5-3/4	.16
ASME B107.10m Fed'I Spec. GGG-W-641e		



1/4" Drive Extensions

Product Number	Length Inches	Weight Lbs.
10-921	2	.06
10-922	4	.11
10-923	6	.14
10-924	10	.23
10-925	14	.32
ASME B107.10m Fed'I Spec. GGG-W-641e		



1/4" Drive Flex Extension

Product Number	Length Inches	Weight Lbs.
10-929	6	.09
ASME B107.10m Fed'I Spec. GGG-W-641e		



1/4" Drive Locking Adapter*

Product Number	Length Inches	Weight Lbs.
10-931	1-5/8	.05
*Permits socket to be securely locked to drive tool square.		



1/4" Drive Speeder

Product Number	Length Inches	Weight Lbs.
10-935	15-3/4	.55
ASME B107.10m Fed'I Spec. GGG-W-641e		



1/4" Drive T-Handle

Product Number	Length Inches	Weight Lbs.
10-938	5	.14
ASME B107.10m Fed'I Spec. GGG-W-641e		



1/4" Drive


1/4" Drive Round Head Ratchet

Product Number	Weight Lbs.	Overall Length	Head Width	Head Depth	Number of teeth
10-915	.210	5.100	1.000	0.720	35

NEW!

1/4" Drive Armstrong Maxx Standard Handle Ratchet

Product Number	Weight Lbs.	Overall Length	Head Width	Head Depth	Number of teeth
10-992	.210	5.440	0.875	0.750	60

- Machined Gear Teeth and high strength steel pawl for superior strength and consistent performance
- Enclosed head for extreme resistance to dirt
- Sleek tapered head design with 6-degree ratcheting arc for increased accessibility

NEW!

1/4" Drive Armstrong Maxx Locking Flex Ratchet

Product Number	Weight Lbs.	Overall Length	Head Width	Head Depth	Number of teeth
10-994	.300	6.250	0.875	0.750	60

- Machined Gear Teeth and high strength steel pawl for superior strength and consistent performance
- Enclosed head for extreme resistance to dirt
- 9-Position Locking Flex Head maximizes safety and maintains position regardless of load

NEW!

1/4" Drive Armstrong Indexible Ratchet

Product Number	Weight Lbs.	Overall Length	Head Width	Head Depth	Number of teeth
10-996	.250	6.000	0.750	0.688	72

- Slim-line design
- Indexible to 11 angles or positions
- Easy to operate - push button, set and release

SAFETY NOTICE

Since ratchets include moving parts, periodic inspection and, if necessary, cleaning, lubrication with a light grade oil, and replacement of worn parts will become necessary. Parts should not be replaced individually, but rather in total, and complete Ratchet Repair Kits are available.





1/4" Drive Plastic Handle Driver

Product Number	Length Inches	Weight Lbs.
10-943	6	.13

ASME B107.10m Fed'l Spec. GGG-W-641e



1/4" Drive Ratchet Spinner

Product Number	Weight Lbs.
10-945	.18



1/4" Drive Universal Joint

Product Number	Weight Lbs.
10-947	.04

ASME B107.10m Fed'l Spec. GGG-W-641e



1/4" Drive Adapter

Product Number	Description	Weight Lbs.	Overall Length
10-952	1/4"F, 3/8"M	.033	1.138

ASME B107.10m Fed'l Spec. GGG-W-641e



1/4" Drive Ratchet Repair Kit

Product Number 10-990

Contains the following parts, with illustrated instruction sheet, for repairing the 10-972 and 18-972 Ratchets: Gear, Pawl, Shifting Lever, Spring, Ball, Cover Plate, 2 Cover Plate Screws. In cardboard box. Approximate weight, .07 pounds.

1/4" Drive Ratchet Repair Kit

Product Number 10-963

Contains the following parts, with illustrated instruction sheet, for repairing the 10-915 Ratchet: Reversing Lever Plate, Retaining Spring, Gear Unit.

1/4" Drive Armstrong Maxx Ratchet Repair Kit

Product Number 10-982

Contains the following parts, with illustrated instruction sheet, for repairing the 10-992 and 10-994 Ratchets: Gear, Pawl, Shifting Lever, Spring, Retaining Plate and Rings, Pusher, and 2 O-Rings. Approximate weight, .07 pounds.

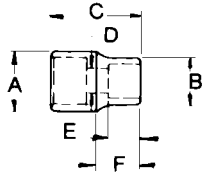
1/4" Drive Indexible Ratchet Repair Kit

Product Number 10-983

Contains the following parts, with illustrated instruction sheet, for repairing the 10-996 Ratchet: Square Drive, Heart-shaped Spring, Reversing Cap, Central Screw, and Ratchet Lube.

NEW!

NEW!



3/8" Drive 12 Point Standard Length Sockets

Product Number	Opening Inches	Weight Lbs.	A Drive End	B Wrench End	C Overall Length	D Bolt Clearance	E Wrench Depth	F Length to Shoulder
11-108	1/4	0.042	0.660	0.417	0.938	0.170	0.165	0.438
11-110	5/16	0.040	0.660	0.458	0.938	0.319	0.166	0.438
11-111	11/32	0.051	0.660	0.586	0.960	0.351	0.275	0.438
11-112	3/8	0.043	0.660	0.560	0.938	0.381	0.224	
11-114	7/16	0.049	0.655	0.655	0.938	0.443	0.250	
11-116	1/2	0.064	0.724	0.724	0.968	0.507	0.275	
11-118	9/16	0.063	0.777	0.777	0.968	0.570	0.460	
11-119	19/32	0.087	0.863	0.863	1.013	0.602	0.500	
11-120	5/8	0.084	0.862	0.862	1.013	0.633	0.500	
11-122	11/16	0.108	0.952	0.952	1.013	0.696	5.000	
11-124	3/4	0.127	1.003	1.003	1.128	0.759	0.660	
11-126	13/16	0.143	1.076	1.076	1.128	0.821	0.680	
11-128	7/8	0.207	1.167	1.167	1.250	0.884	0.750	
11-130	15/16	0.242	1.250	1.250	1.240	0.906	0.760	
11-132	1	0.282	1.310	1.310	1.378	0.980	0.800	

ASME B107.1 Fed'I Spec. GGG-W-641e

EYE-D

EYE-D

3/8" Drive 6 Point Standard Length Sockets

Product Number	Opening Inches	Weight Lbs	A Drive End	B Wrench End	C Overall Length	D Bolt Clearance	E Wrench Depth	F Length to Shoulder
11-008	1/4	0.043	0.658	0.414	0.938	0.170	0.166	0.438
11-010	5/16	0.040	0.658	0.458	0.938	0.319	0.166	0.438
11-011	11/32	0.048	0.658	0.518	0.938	0.300	0.235	0.438
11-012	3/8	0.044	0.658	0.560	0.938	0.381	0.224	0.438
11-014	7/16	0.051	0.655	0.655	0.938	0.443	0.250	
11-016	1/2	0.066	0.724	0.724	0.968	0.507	0.275	
11-018	9/16	0.065	0.777	0.777	0.968	0.570	0.460	
11-020	5/8	0.087	0.862	0.862	1.013	0.638	0.500	
11-022	11/16	0.111	0.952	0.952	1.013	0.696	0.500	
11-024	3/4	0.132	1.001	1.001	1.128	0.759	0.660	
11-026	13/16	0.152	1.076	1.076	1.128	0.828	0.680	
11-028	7/8	0.215	1.167	1.167	1.250	0.884	0.750	
11-030	15/16	0.250	1.250	1.250	1.240	0.906	0.760	
11-032	1	0.290	1.310	1.310	1.378	0.980	0.800	

ASME B107.1 Fed'I Spec. GGG-W-641e





3/8" Drive 12 Point Deep Sockets

Product Number	Opening Inches	Weight Lbs.	A Drive End	B Wrench End	C Overall Length	D Bolt Clearance	E Wrench Depth	F Length to Shoulder
11-308	1/4	0.100	0.648	0.410	2.500	0.310	0.440	0.865
11-310	5/16	0.100	0.648	0.490	2.500	0.310	0.440	0.865
11-311	11/32	0.110	0.648	0.500	2.500	0.310	0.440	0.865
11-312	3/8	0.116	0.649	0.561	2.500	0.380	0.375	0.865
11-314	7/16	0.115	0.653	0.653	2.500	0.344	0.870	
11-316	1/2	0.147	0.724	0.724	2.500	0.460	1.188	
11-318	9/16	0.144	0.773	0.773	2.500	0.570	1.377	
11-320	5/8	0.180	0.860	0.860	2.500	0.615	1.377	
11-322	11/16	0.231	0.950	0.950	2.500	0.660	1.377	
11-324	3/4	0.240	1.000	1.000	2.500	0.740	1.377	
11-326	13/16	0.343	1.108	1.108	2.500	0.765	1.500	
11-328	7/8	0.336	1.170	1.170	2.513	0.815	1.500	
11-330	15/16	0.460	1.250	1.250	2.520	0.870	1.300	
11-332	1	0.530	1.310	1.310	2.520	0.870	1.300	

ASME B107.1 Fed'l Spec. GGG-W-641e



EYE-D

3/8" Drive 6 Point Deep Sockets

Product Number	Opening Inches	Weight Lbs.	A Drive End	B Wrench End	C Overall Length	D Bolt Clearance	E Wrench Depth	F Length to Shoulder
11-208	1/4	0.100	0.648	0.410	2.500	0.310	0.440	0.865
11-210	5/16	0.100	0.648	0.490	2.500	0.310	0.440	0.865
11-211	11/32	0.110	0.648	0.500	2.500	0.310	0.440	0.865
11-212	3/8	0.118	0.648	0.561	2.500	0.310	0.375	0.865
11-214	7/16	0.121	0.651	0.651	2.500	0.370	0.680	
11-216	1/2	0.154	0.724	0.724	2.500	0.470	1.188	
11-218	9/16	0.153	0.774	0.774	2.500	0.505	1.378	
11-220	5/8	0.193	0.860	0.860	2.500	0.615	1.377	
11-222	11/16	0.244	0.950	0.950	2.500	0.660	1.377	
11-224	3/4	0.253	1.001	1.001	2.500	0.740	1.377	
11-226	13/16	0.359	1.107	1.107	2.500	0.770	1.500	
11-228	7/8	0.366	1.169	1.169	2.513	0.884	1.500	
11-230	15/16	0.460	1.250	1.250	2.520	0.870	1.300	
11-232	1	0.530	1.310	1.310	2.520	0.870	1.300	

ASME B107.10m Fed'l Spec. GGG-W-641e



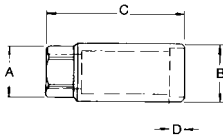
EYE-D

Hand Sockets and Drive Tools


EYE-D
3/8" Drive 8 Point Standard Length Sockets

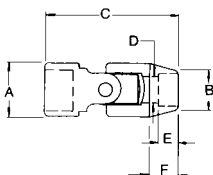
Product Number	Opening Inches	Weight Lbs.	A Drive End	B Wrench End	C Overall Length	D Bolt Clearance	E Wrench Depth	F Length to Shoulder
11-408	1/4	0.043	0.658	0.458	0.938	0.255	0.179	0.438
11-409	9/32	0.045	0.658	0.572	0.938	0.270	0.240	0.423
11-410	5/16	0.047	0.658	0.582	0.938	0.300	0.220	0.423
11-412	3/8	0.053	0.676	0.676	0.938	0.381	0.228	
11-414	7/16	0.079	0.776	0.776	0.968	0.443	0.310	
11-416	1/2	0.101	0.862	0.862	0.968	0.507	0.275	
11-418	9/16	0.126	0.931	0.931	1.375	0.570	0.800	
11-420	5/8	0.210	1.037	1.037	1.375	0.633	0.600	

ASME B107.1 Fed'I Spec. GGG-W-641e


EYE-D
3/8" Drive Spark Plug Socket with Rubber Insert

Product Number	Square Drive	Weight Lbs.	Opening Inches	A Hex Across Flats, Drive End	B Wrench End	C Overall Length	D Wrench Depth
11-501	3/8	0.192	5/8	0.742	0.873	2.345	0.605
11-504	3/8	0.269	13/16	1.056	1.056	2.500	0.525

Fed'I Spec. GGG-W-641e


3/8" Drive 12-Point Universal Socket

Product Number	Opening Inches	Weight Lbs.	A Drive End	B Wrench End	C Overall Length	D Bolt Clearance	E Wrench Depth	F Length to Shoulder
11-512	3/8	0.090	0.750	0.597	1.680	0.334	0.330	0.220
11-514	7/16	0.110	0.750	0.640	1.680	0.334	0.330	0.220
11-516	1/2	0.120	0.750	0.714	1.680	0.345	0.330	0.265
11-518	9/16	0.130	0.750	0.785	1.687	0.410	0.400	0.465
11-520	5/8	1.400	0.750	0.865	1.687	0.470	0.400	0.465
11-522	11/16	0.150	0.750	0.932	1.693	0.470	0.440	0.520
11-524	3/4	0.160	0.750	1.023	1.693	0.500	0.440	0.520

ASME B107.1 Fed'I Spec. GGG-W-641e

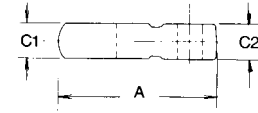
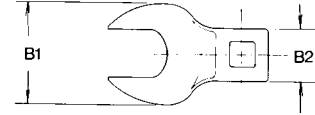




3/8" Drive Crowfoot Wrenches

Product Number	Opening Inches	Weight Lbs.	A Overall Length	B1 Head Width	B2 Handle Width	C1 Head Thickness	C2 Handle Thickness
11-850	3/8	.12	1.270	0.750	0.630	0.220	0.440
11-851	7/16	.14	1.280	0.880	0.630	0.220	0.440
11-852	1/2	.14	1.380	0.930	0.630	0.270	0.440
11-853	9/16	.12	1.490	1.130	0.630	0.270	0.440
11-854	5/8	.13	1.600	1.200	0.630	0.350	0.440
11-855	11/16	.18	1.710	1.330	0.630	0.350	0.440
11-856	3/4	.18	1.820	1.500	0.630	0.350	0.440
11-857	13/16	.21	1.930	1.560	0.630	0.350	0.440
11-858	7/8	.22	2.040	1.690	0.630	0.370	0.440
11-859	15/16	.22	1.985	1.860	0.630	0.360	0.440
11-860	1	.22	2.260	2.030	0.630	0.370	0.440

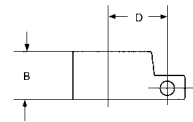
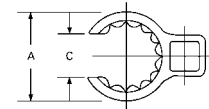
ASME B107.21 Fed'I Spec. GGG-W-1507b



3/8" Drive Flare Nut Crowfoot Wrenches

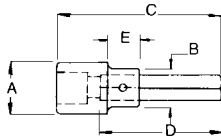
Product Number	Opening Inches	Weight Lbs.	A Head Diameter	B Head Thickness	C Slot Width	D Length of Centers
11-842	5/8	0.06	0.938	0.688	0.469	0.734
11-843	11/16	0.06	1.031	0.688	0.531	0.781
11-844	3/4	0.06	1.125	0.719	0.563	0.828
11-845	13/16	0.06	1.203	0.719	0.625	0.875
11-846	7/8	0.06	1.297	0.750	0.688	0.938
11-847	15/16	0.06	1.375	0.750	0.719	0.938
11-848	1	0.13	1.453	0.781	0.750	1.016
11-849	1-1/16	0.13	1.531	0.781	0.781	1.047

ASME B107.21 Fed'I Spec. GGG-e-1507b



3/8" Drive Extra Long Hex Driver Sockets

Product Number	Bit Size Inches	Weight Lbs.	A Drive End	B Nose Dia.	C Overall Length	D Bit Length	E Length to Shoulder	Replacement Bit
11-748	1/8	0.09	0.675	0.531	6.150	5.375	0.475	94-148
11-750	5/32	0.10	0.675	0.531	6.150	5.375	0.475	94-150
11-751	3/16	0.12	0.675	0.531	6.150	5.375	0.475	94-151
11-752	7/32	0.14	0.675	0.531	6.150	5.375	0.475	94-152
11-753	1/4	0.17	0.675	0.600	6.150	5.500	0.475	94-153
11-754	5/16	0.22	0.700		6.150	5.500		94-154
11-755	3/8	0.26	0.700		6.150	5.500		94-155


EYE-D
3/8" Drive Standard Length Hex Driver Sockets

Product Number	Bit Size Inches	Weight Lbs.	A Drive End	B Nose Dia.	C Overall Length	D Bit Length	E Length to Shoulder	Replacement Bit
11-708	1/8	0.08	0.675	0.531	2.780	2.000	0.475	94-108
11-709	9/64	0.08	0.675	0.531	2.780	2.000	0.475	94-109
11-710	5/32	0.08	0.675	0.531	2.780	2.000	0.475	94-110
11-711	3/16	0.09	0.675	0.531	2.780	2.000	0.475	94-111
11-712	7/32	0.09	0.675	0.531	2.780	2.000	0.475	94-112
11-713	1/4	0.12	0.675	0.600	2.780	2.125	0.475	94-113
11-714	5/16	0.14	0.700		2.780	2.125		94-114
11-715	3/8	0.16	0.700		2.780	2.125		94-115


EYE-D




3/8" Drive Standard Length Torx® Driver Sockets

Product Number	Bit Size	Weight Lbs.	A Drive End	B Nose Dia.	C Overall Length	D Bit Length	E Length to Shoulder	Replacement Bit
11-870	T10	0.08	0.675	0.600	1.650	1.000	0.475	94-170
11-872	T15	0.09	0.675	0.600	1.650	1.000	0.475	94-172
11-874	T20	0.09	0.675	0.600	1.650	1.000	0.475	94-174
11-876	T25	0.09	0.675	0.600	1.650	1.000	0.475	94-176
11-878	T27	0.09	0.675	0.600	1.650	1.000	0.475	94-178
11-880	T30	0.09	0.675	0.600	1.650	1.000	0.475	94-180
11-882	T40	0.12	0.700		1.900	1.250		94-182
11-884	T45	0.15	0.700		1.900	1.250		94-184
11-886	T50	0.18	0.700		1.900	1.250		94-186
11-888	T55	0.21	0.810		2.330	1.500		94-188

*Torx® is a registered trademark of Camcar Division of Textron.



EYE-D

3/8" Drive Screwdriver Sockets

Product Number	Weight Lbs.	Tip Size Inches	A Drive End	B Nose Diameter	C Overall Length	D Bit Length	E Length to Shoulder	Replacement Bit
11-802	.13	1/4 x 1/32	0.700		2.590	1.940		94-102
11-803	.13	5/16 x 3/64	0.700		2.590	1.940		94-103
11-805	.13	3/8 x 1/16	0.700		2.590	1.940		94-105

Fed'l Spec. GGG-W-001222



EYE-D

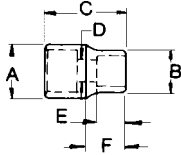
3/8" Drive Phillips Screwdriver Sockets

Product Number	Weight Lbs.	Tip Size Inches	A Drive End	B Nose Diameter	C Overall Length	D Bit Length	E Length to Shoulder	Replacement Bit
11-821	.11	Phil. #1	0.700		2.050	1.400		94-121
11-822	.11	Phil. #2	0.700		2.050	1.400		94-122
11-825	.11	Phil. #3	0.700		2.050	1.400		94-125
11-828	.11	Phil. #4	0.700		2.050	1.400		94-128

Fed'l Spec. GGG-W-001222



EYE-D

**EYE-D**

3/8" Drive 12 Point Black Oxide Standard Length Sockets

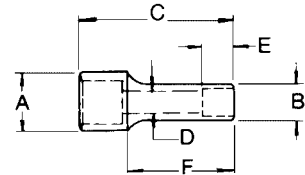
Product Number	Opening Inches	Weight Lbs.	A Drive End	B Wrench End	C Overall Length	D Bolt Clearance	E Wrench Depth	F Length to Shoulder
19-108	1/4	0.04	0.660	0.385	0.872	0.141	0.180	0.380
19-110	5/16	0.04	0.660	0.461	0.872	0.172	0.180	0.380
19-112	3/8	0.04	0.660	0.563	0.872	0.281	0.250	0.380
19-114	7/16	0.04	0.655	0.655	0.872	0.281	0.250	
19-116	1/2	0.06	0.724	0.724	0.900	0.344	0.280	
19-118	9/16	0.06	0.777	0.777	0.900	0.500	0.430	
19-120	5/8	0.08	0.862	0.862	0.972	0.600	0.510	
19-122	11/16	0.10	0.952	0.952	0.972	0.680	0.510	
19-124	3/4	0.12	1.003	1.003	1.097	0.680	0.640	
19-126	13/16	0.15	1.076	1.076	1.097	0.680	0.660	
19-128	7/8	0.20	1.173	1.173	1.150	0.680	0.630	
19-130	15/16	0.27	1.250	1.260	1.260	0.906	0.760	
19-132	1	0.28	1.310	1.310	1.375	0.980	0.800	

ASME B107.1 Fed'I Spec. GGG-W-641e

3/8" Drive 12 Point Black Oxide Deep Sockets

Product Number	Opening Inches	Weight Lbs.	A Drive End	B Wrench End	C Overall Length	D Bolt Clearance	E Wrench Depth	F Length to Shoulder
19-308	1/4	0.070	0.654	0.385	2.430	0.220	0.400	0.800
19-310	5/16	0.080	0.654	0.461	2.430	0.258	0.400	0.800
19-312	3/8	0.090	0.654	0.563	2.430	0.281	0.400	0.800
19-314	7/16	0.100	0.654	0.655	2.430	0.281	0.840	
19-316	1/2	0.130	0.724	0.724	2.430	0.469	1.250	
19-318	9/16	0.160	0.777	0.777	2.430	0.531	1.450	
19-320	5/8	0.190	0.862	0.862	2.430	0.594	1.450	
19-322	11/16	0.230	0.952	0.952	2.430	0.656	1.450	
19-324	3/4	0.270	1.003	1.003	2.430	0.547	1.450	
19-326	13/16	0.310	1.076	1.076	2.430	0.781	1.500	
19-328	7/8	0.420	1.173	1.173	2.430	0.672	1.500	
19-330	15/16	0.460	1.260	1.260	2.500	0.870	1.400	
19-332	1	0.510	1.310	1.310	2.500	0.870	1.400	

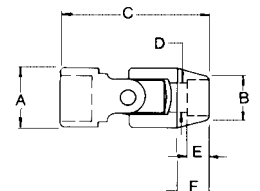
ASME B107.1 Fed'I Spec. GGG-W-641e

**EYE-D**

3/8" Drive 12 Point Black Oxide Universal Sockets

Product Number	Opening Inches	Weight Lbs.	A Drive End	B Wrench End	C Overall Length	D Bolt Clearance	E Wrench Depth	F Length to Shoulder
19-512	3/8	0.090	0.750	0.597	1.680	0.334	0.330	0.220
19-514	7/16	0.110	0.750	0.640	1.680	0.334	0.330	0.220
19-516	1/2	0.120	0.750	0.714	1.680	0.345	0.330	0.265
19-518	9/16	0.130	0.750	0.785	1.687	0.410	0.400	0.465
19-520	5/8	1.400	0.750	0.865	1.687	0.470	0.400	0.465
19-522	11/16	0.150	0.750	0.932	1.693	0.470	0.440	0.520
19-524	3/4	0.160	0.750	1.023	1.693	0.500	0.440	0.520

ASME B107.1 Fed'I Spec. GGG-W-641e





3/8" Drive 12 Point Standard Length Sockets METRIC

Product Number	Opening mm	Weight G	A Drive End	B Wrench End	C Overall Length	D Bolt Clearance	E Wrench Depth	F Length to Shoulder
38-106	6	18.4	16.7	9.9	23.8	4.3	4.8	11.1
38-107	7	18.7	16.7	10.5	23.8	4.3	4.2	11.1
38-108	8	17.9	16.7	11.6	23.8	5.6	4.2	11.1
38-109	9	18.4	16.7	12.9	23.8	5.6	5.1	11.1
38-110	10	19.8	16.7	14.8	23.8	5.6	5.8	11.1
38-111	11	22.7	16.7	16.7	23.8	9.3	6.4	
38-112	12	23.8	17.2	17.2	24.6	9.3	7.2	
38-113	13	28.6	18.4	18.4	24.6	9.3	7.0	
38-114	14	29.2	19.7	19.7	24.6	14.2	11.7	
38-115	15	32.0	20.7	20.7	24.6	15.2	11.7	
38-116	16	37.4	21.9	21.9	25.7	16.2	12.7	
38-117	17	44.8	23.5	23.5	25.7	17.2	14.3	
38-118	18	49.9	24.2	24.2	28.7	18.2	13.6	
38-119	19	56.7	25.5	25.5	28.7	19.2	16.6	
38-120	20	68.9	27.4	27.4	28.7	20.2	16.8	
38-121	21	82.2	28.5	28.5	30.5	21.2	18.1	
38-122	22	94.1	29.6	29.9	31.8	22.3	16.4	
38-123	23	121.7	30.2	30.2	34.9	17.1	14.0	
38-126	26	139.3	33.4	33.4	38.1	22.2	17.8	

ASME B107.5m



EYE-D

3/8" Drive 6 Point Standard Length Sockets METRIC

Product Number	Opening mm	Weight G	A Drive End	B Wrench End	C Overall Length	D Bolt Clearance	E Wrench Depth	F Length to Shoulder
38-006	6	18.7	16.7	9.9	23.8	4.3	5.5	11.1
38-007	7	18.7	16.7	10.5	23.8	4.3	4.2	11.1
38-008	8	18.7	16.7	11.6	23.8	5.6	4.2	11.1
38-009	9	19.8	16.7	12.9	23.8	5.6	5.1	11.1
38-010	10	20.4	16.7	14.8	23.8	7.6	5.8	10.7
38-011	11	23.2	16.6	16.6	23.8	9.3	6.4	
38-012	12	23.8	17.2	17.2	24.6	9.3	7.2	
38-013	13	29.8	18.4	18.4	24.6	9.3	7.0	
38-014	14	30.3	19.7	19.7	24.6	14.2	11.7	
38-015	15	33.7	20.7	20.7	24.6	14.9	11.8	
38-016	16	38.8	21.9	21.9	25.7	16.2	12.7	
38-017	17	46.8	23.5	23.5	25.7	17.2	13.6	
38-018	18	52.2	24.2	24.2	28.7	18.2	13.6	
38-019	19	59.5	25.6	25.6	28.7	19.2	16.6	
38-020	20	72.0	27.3	27.3	28.7	20.2	17.3	
38-021	21	85.3	28.5	28.5	30.5	21.2	18.1	
38-022	22	98.9	29.6	29.6	31.8	22.3	18.9	
38-023	23	121.7	30.2	30.2	34.9	17.1	15.9	
38-026	26	143.1	33.4	33.4	38.1		17.8	

ASME B107.5m



EYE-D

SAFETY NOTICE
METRIC AND FRACTIONAL SOCKET OPENINGS ARE NOT INTERCHANGEABLE.
PLEASE SELECT THE APPROPRIATE OPENING SIZE FOR THE JOB AT HAND.


EYE-D
3/8" Drive 12 Point Deep Sockets
METRIC

Product Number	Opening mm	Weight G	A Drive End	B Wrench End	C Overall Length	D Bolt Clearance	E Wrench Depth	F Length to Shoulder
38-306	6	29.7	16.5	9.5	63.5	4.0	10.9	22.0
38-307	7	29.7	16.5	10.6	63.5	4.8	10.9	22.0
38-308	8	37.2	16.5	11.5	63.5	6.4	10.9	22.0
38-309	9	48.2	16.5	12.9	63.5	8.4	9.5	23.0
38-310	10	52.7	16.5	14.8	63.5	7.9	9.5	23.0
38-311	11	53.9	16.5	16.5	63.5	8.7	17.3	
38-312	12	62.9	17.2	17.2	63.5	8.7	17.3	
38-313	13	66.1	18.4	18.4	63.5	11.4	30.2	
38-314	14	66.9	19.7	19.7	63.5	12.4	35.0	
38-315	15	72.0	20.7	20.7	63.5	13.6	35.0	
38-316	16	81.1	21.8	21.8	63.5	15.6	35.0	
38-317	17	98.4	23.5	23.5	63.5	16.8	35.0	
38-318	18	99.2	24.1	24.1	63.5	16.8	35.0	
38-319	19	108.6	25.4	25.4	63.5	18.8	35.0	
38-320	20	171.0	28.7	28.7	63.8	17.6	38.1	
38-321	21	148.8	28.7	28.7	63.5	19.6	38.1	
38-322	22	157.3	29.8	29.8	63.5	21.7	38.9	
38-323	23	159.8	30.2	30.2	73.0	17.1	13.5	
38-326	26	198.8	30.2	30.2	73.0	22.2	26.5	

ASME B107.5m


EYE-D
3/8" Drive 6 Point Deep Sockets
METRIC

Product Number	Opening mm	Weight G	A Drive End	B Wrench End	C Overall Length	D Bolt Clearance	E Wrench Depth	F Length to Shoulder
38-206	6	29.7	16.5	9.5	63.5	4.0	10.9	22.0
38-207	7	29.7	16.5	10.6	63.5	4.8	10.9	22.0
38-208	8	38.1	16.5	11.5	63.5	6.4	10.9	22.0
38-209	9	48.5	16.5	12.9	63.5	7.9	9.5	22.0
38-210	10	54.1	16.5	14.8	63.5	7.9	9.5	22.0
38-211	11	56.7	16.5	16.5	63.5	8.7	17.3	
38-212	12	64.6	17.2	17.2	63.5	8.7	17.3	
38-213	13	68.0	18.4	18.4	63.5	11.7	30.2	
38-214	14	72.3	19.6	19.6	63.5	12.4	35.0	
38-215	15	78.0	20.7	20.7	63.5	13.6	35.0	
38-216	16	86.7	21.8	21.8	63.5	15.6	35.0	
38-217	17	103.5	23.5	23.5	63.5	16.8	35.0	
38-218	18	104.6	24.1	24.1	63.5	16.8	35.0	
38-219	19	114.0	25.4	25.4	63.5	18.8	35.0	
38-220	20	178.7	28.7	28.7	63.8	19.6	39.0	
38-221	21	168.3	28.7	28.7	63.8	19.6	39.0	
38-222	22	9.1	29.9	29.9	63.8	20.2	39.0	
38-223	23	169.1	30.2	30.2	73.0	17.1	13.5	
38-226	26	207.2	30.2	30.2	73.0	22.2	26.5	

ASME B107.5m

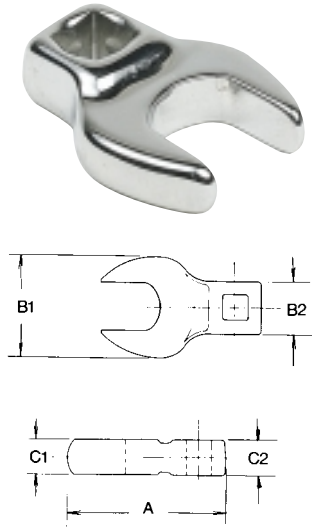
SAFETY NOTICE

NEVER USE HAND SOCKETS ON POWER OR IMPACT APPLICATIONS.

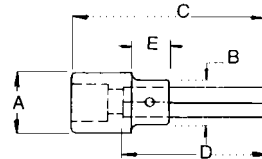




3/8" Drive Crowfoot Wrenches			METRIC				
Product Number	Opening mm	Weight G	A Overall Length	B1 Head Width	B2 Handle Width	C1 Head Thickness	C2 Handle Thickness
38-850	10	27	30.5	20.6	16.0	5.6	11.2
38-851	11	27	32.5	22.4	16.0	5.6	11.2
38-852	12	27	34.0	23.9	16.0	6.4	11.2
38-853	13	41	35.1	23.6	16.0	6.6	11.2
38-854	14	41	37.8	28.4	16.0	6.6	11.2
38-855	15	41	39.4	29.5	16.0	7.9	11.2
38-856	16	41	40.6	30.5	16.0	8.9	11.2
38-857	17	59	43.4	33.8	16.0	8.9	11.2
38-858	18	59	44.7	35.3	16.0	8.9	11.2
38-859	19	73	46.2	38.1	16.0	8.9	11.2
38-861	21	73	52.1	40.9	16.0	9.1	11.2
38-862	22	86	51.8	42.9	16.0	9.4	11.2



3/8" Drive Extra Long Hex Driver Sockets			METRIC					
Product Number	Bit Size mm	Weight G	A Drive End	B Nose Dia.	C Overall Length	D Bit Length	E Length to Shoulder	Replacement Bit
38-747	4	44	17.2	13.5	156.0	136.5	12.0	94-347
38-749	5	49	17.2	13.5	156.0	136.5	12.0	94-349
38-751	6	65	17.2	13.5	156.0	139.7	12.0	94-351
38-752	7	80	17.2	13.5	156.0	139.7	12.0	94-352
38-753	8	95	17.2		156.0	139.7		94-353
38-754	9	105	17.2		156.0	139.7		94-354
38-755	10	125	17.2		156.0	139.7		94-355



EYE-D

3/8" Drive Standard Length Hex Driver Sockets			METRIC					
Product Number	Bit Size mm	Weight G	A Drive End	B Nose Dia.	C Overall Length	D Bit Length	E Length to Shoulder	Replacement Bit
38-705	3	36	17.2	13.5	71.0	50.8	12.0	94-305
38-707	4	38	17.2	13.5	71.0	50.8	12.0	94-307
38-709	5	40	17.2	13.5	71.0	50.8	12.0	94-309
38-711	6	48	17.2	13.5	71.0	54.0	12.0	94-311
38-712	7	50	17.2	13.5	71.0	54.0	12.0	94-312
38-713	8	58	17.2		71.0	54.0		94-313
38-714	9	60	17.2		71.0	54.0		94-314
38-715	10	65	17.2		71.0	54.0		94-315



EYE-D


3/8" Drive Teardrop Ratchet

Product Number	Weight Lbs.	Overall Length	Head Width	Head Depth	Number of Teeth
11-972	.71	7-3/8	1.156	0.656	36

ASME B107.10m Fed'I Spec. GGG-W-641e


3/8" Drive Black Oxide Teardrop Ratchet

Product Number	Weight Lbs.	Overall Length	Head Width	Head Depth	Number of Teeth
19-972	.69	7-3/8	1.156	0.656	36

ASME B107.10m Fed'I Spec. GGG-W-641e


3/8" Drive Long Handle Teardrop Ratchet

Product Number	Weight Lbs.	Overall Length	Head Width	Head Depth	Number of Teeth
11-973	.96	10-1/2	1.156	0.656	36

ASME B107.10m Fed'I Spec. GGG-W-641e


3/8" Drive Flex Head Teardrop Ratchet

Product Number	Weight Lbs.	Overall Length	Head Width	Head Depth	Number of Teeth
11-974	.89	9-1/2	1.156	0.656	36

ASME B107.10m Fed'I Spec. GGG-W-641e


3/8" Drive Plastic Handle Teardrop Ratchets

Product Number	Weight Lbs.	Overall Length	Head Width	Head Depth	Number of Teeth
11-978	.71	8-3/8	1.156	0.656	36
11-979	.96	11-1/2	1.156	0.656	36

ASME B107.10m Fed'I Spec. GGG-W-641e


3/8" Drive Breaker Bar

Product Number	Weight Lbs.	Overall Length
11-918	.51	8-1/2

ASME B107.10m Fed'I Spec. GGG-W-641e


3/8" Drive Black Oxide Breaker Bar

Product Number	Weight Lbs.	Overall Length
19-918	.49	8-1/2

ASME B107.10m Fed'I Spec. GGG-W-641e





3/8" Drive Round Head Ratchet

Product Number	Weight Lbs.	Overall Length	Head Width	Head Depth	Number of teeth
11-915	.670	7.480	1.270	1.020	41



3/8" Drive Armstrong Maxx Standard Handle Ratchet

Product Number	Weight Lbs.	Overall Length	Head Width	Head Depth	Number of teeth
11-992	.700	8.000	1.188	1.000	60

- Machined Gear Teeth and high strength steel pawl for superior strength and consistent performance
- Enclosed head for extreme resistance to dirt
- Sleek tapered head design with 6-degree ratcheting arc for increased accessibility



3/8" Drive Armstrong Maxx Locking Flex Ratchet

Product Number	Weight Lbs.	Overall Length	Head Width	Head Depth	Number of teeth
11-994	1.050	11.625	1.188	1.000	60

- Machined Gear Teeth and high strength steel pawl for superior strength and consistent performance
- Enclosed head for extreme resistance to dirt
- 9-Position Locking Flex Head maximizes safety and maintains position regardless of load



3/8" Drive Armstrong Indexible Ratchet

Product Number	Weight Lbs.	Overall Length	Head Width	Head Depth	Number of teeth
11-996	.850	10.000	1.188	1.000	72

- Slim-line design
- Indexible to 11 angles or positions
- Easy to operate - push button, set and release



3/8" Drive

3/8" Drive Extensions

Product Number	Weight Lbs.	Overall Length
11-921	.090	1-1/2
11-922	.160	3
11-923	.250	6
11-925	.320	8
11-927	.480	12
11-928	.770	20

ASME B107.10m Fed'l Spec. GGG-W-641e


3/8" Drive Flex Extension

Product Number	Weight Lbs.	Overall Length
11-929	.23	7-1/4

ASME B107.10m Fed'l Spec. GGG-W-641e


3/8" Drive Locking Adapter*

Product Number	Weight Lbs.	Overall Length
11-931	.12	2-1/8

*Permits socket to be securely locked to the drive tool square.


3/8" Drive Speeder

Product Number	Weight Lbs.	Overall Length
11-935	.99	16-3/4

ASME B107.10m Fed'l Spec. GGG-W-641e


3/8" Drive T-Handle

Product Number	Weight Lbs.	Overall Length
11-938	.411	7

ASME B107.10m Fed'l Spec. GGG-W-641e


3/8" Drive (Male/Female) Plastic Handle Driver

Product Number	Weight Lbs.	Overall Length
11-943	.40	6

ASME B107.10m Fed'l Spec. GGG-W-641e





3/8" Drive Ratchet Spinner

Product Number	Weight Lbs.
11-945	.180



3/8" Drive Universal Joint

Product Number	Weight Lbs.
11-947	.150

ASME B107.10m Fed'l Spec. GGG-W-641e



3/8" Drive Adapters

Product Number	Weight Lbs.	Description	Overall Length
11-951	.051	3/8"F, 1/4"M	1.015
11-952	.092	3/8"F, 1/2"M	1.375

ASME B107.10m Fed'l Spec. GGG-W-641e



CAUTION:

Adapting down to a smaller drive size may result in excessive torque application, causing failure of fastener, socket or adapter.

3/8" Ratchet Repair Kit

Product Number 11-990

Contains the following parts, with illustrated instruction sheet, for repairing the 11-972, 11-973, 11-978, 11-979 or 19-972 Ratchets: Gear, Pawl, Shifting Lever, Spring, Ball, Cover Plate, 2 Cover Plate Screws. In cardboard box. Approximate weight, .13 pounds.

3/8" Ratchet Repair Kit

Product Number 11-991

Contains the following parts, with illustrated instruction sheet, for repairing the 11-974 Flex Head Ratchet: Gear, Pawl, Shifting Lever, Spring, Ball, Cover Plate, 2 Cover Plate Screws, Groove Pin, Spring Washer. In cardboard box. Approximate weight, .16 pounds.

3/8" Ratchet Repair Kit

Product Number 11-963

Contains the following parts, with illustrated instruction sheet, for repairing the 11-915 Ratchet: Reversing Lever Plate, Retaining Spring Gear Unit.

3/8" Armstrong Maxx Ratchet Repair Kit

Product Number 11-982

Contains the following parts, with illustrated instruction sheet, for repairing the 11-992 and 11-994 Ratchets: Gear, Pawl, Shifting Lever, Spring, Retaining Plate and Rings, and 2 O-Rings.

3/8" Indexible Ratchet Repair Kit

Product Number 11-983

Contains the following parts, with illustrated instruction sheet, for repairing the 11-996 Ratchet: Square Drive, Heart-Shaped Spring, Reversing Cap, Central Screw, and Ratchet Lube.

SAFETY NOTICE

Since ratchets include moving parts, periodic inspection and, if necessary, cleaning, lubrication with a light grade oil, and replacement of worn parts will become necessary. Parts should not be replaced individually, but rather in total, and complete Ratchet Repair Kits are available.

NEW!

NEW!

NEW!

1/2" Drive 12 Point Standard Length Sockets

EYE-D

Product Number	Opening Inches	Weight Lbs.	A Drive End	B Wrench End	C Overall Length	D Bolt Clearance	E Wrench Depth	F Length to Shoulder
12-112	3/8	0.09	0.860	0.600	1.455	0.281	0.400	0.705
12-114	7/16	0.10	0.860	0.670	1.455	0.281	0.400	0.705
12-116	1/2	0.11	0.860	0.748	1.455	0.344	0.400	0.705
12-118	9/16	0.12	0.860	0.812	1.455	0.406	0.400	0.705
12-119	19/32	0.13	0.860	0.860	1.455	0.375	0.450	
12-120	5/8	0.14	0.870	0.870	1.455	0.469	0.475	
12-121	21/32	0.15	0.930	0.930	1.455	0.469	0.475	
12-122	11/16	0.15	0.956	0.956	1.455	0.469	0.500	
12-124	3/4	0.20	1.037	1.037	1.455		0.800	
12-125	25/32	0.21	1.125	1.125	1.455		0.800	
12-126	13/16	0.21	1.125	1.125	1.455		0.800	
12-128	7/8	0.22	1.173	1.173	1.455		0.800	
12-130	15/16	0.27	1.256	1.256	1.496		0.827	
12-132	1	0.31	1.307	1.307	1.614		0.846	
12-134	1-1/16	0.43	1.410	1.410	1.614		0.900	
12-136	1-1/8	0.42	1.480	1.480	1.654		1.000	
12-138	1-3/16	0.49	1.563	1.563	1.710		1.000	
12-140	1-1/4	0.58	1.650	1.650	1.715		1.000	
12-142	1-5/16	0.76	1.750	1.750	2.125	1.062	0.850	
12-144	1-3/8	0.90	1.812	1.812	2.125	1.064	0.875	
12-146	1-7/16	0.99	1.938	1.938	2.187	1.064	0.907	
12-148	1-1/2	1.08	2.000	2.000	2.250	1.064	0.907	

ASME B107.1 Fed'I Spec. GGG-W-641e

1/2" Drive 6 Point Standard Length Sockets

EYE-D

Product Number	Opening Inches	Weight Lbs.	A Drive End	B Wrench End	C Overall Length	D Bolt Clearance	E Wrench Depth	F Length to Shoulder
12-012	3/8	0.10	0.860	0.600	1.455	0.281	0.400	0.705
12-014	7/16	0.10	0.860	0.670	1.455	0.281	0.400	0.705
12-016	1/2	0.12	0.860	0.748	1.455	0.266	0.400	0.705
12-018	9/16	0.13	0.860	0.812	1.455	0.328	0.400	0.705
12-020	5/8	0.14	0.870	0.870	1.455	0.375	0.480	
12-022	11/16	0.16	0.956	0.956	1.455	0.375	0.500	
12-024	3/4	0.19	1.037	1.037	1.455		0.800	
12-026	13/16	0.22	1.125	1.125	1.455		0.800	
12-028	7/8	0.23	1.173	1.173	1.455		0.800	
12-030	15/16	0.27	1.256	1.256	1.496		0.827	
12-032	1	0.33	1.307	1.307	1.614		0.846	
12-034	1-1/16	0.40	1.410	1.410	1.614		0.900	
12-036	1-1/8	0.44	1.480	1.480	1.654		1.000	
12-038	1-3/16	0.49	1.563	1.563	1.710		1.000	
12-040	1-1/4	0.58	1.650	1.650	1.715		1.000	
12-042	1-5/16	0.79	1.750	1.750	2.062	1.062	0.820	
12-044	1-3/8	0.89	1.812	1.812	2.125	1.062	0.960	
12-046	1-7/16	1.07	1.938	1.938	2.187	1.062	0.960	
12-048	1-1/2	1.17	2.000	2.000	2.250	1.062	0.960	

ASME B107.1 Fed'I Spec. GGG-W-641e

SAFETY NOTICE

METRIC AND FRACTIONAL SOCKET OPENINGS ARE NOT INTERCHANGEABLE.
 PLEASE SELECT THE APPROPRIATE OPENING SIZE FOR THE JOB AT HAND.



Always wear eye protection when near tools in use.



1/2" Drive 12 Point Deep Sockets

Product Number	Opening Inches	Weight Lbs.	A Drive End	B Wrench End	C Overall Length	D Bolt Clearance	E Wrench Depth	F Length to Shoulder
12-312	3/8	0.21	0.860	0.600	3.185	0.297	0.500	0.810
12-314	7/16	0.23	0.860	0.670	3.185	0.297	0.500	0.810
12-316	1/2	0.27	0.860	0.737	3.185	0.480	0.520	0.810
12-318	9/16	0.27	0.860	0.812	3.185	0.540	0.520	0.810
12-320	5/8	0.25	0.860	0.860	3.205	0.625	1.200	
12-322	11/16	0.29	0.956	0.956	3.205	0.650	1.450	
12-324	3/4	0.42	1.037	1.037	3.205	0.650	1.700	
12-326	13/16	0.41	1.115	1.115	3.205	0.770	1.800	
12-328	7/8	0.48	1.173	1.173	3.205	0.770	1.800	
12-330	15/16	0.55	1.256	1.256	3.235	0.870	1.300	
12-332	1	0.63	1.307	1.307	3.235	0.870	1.300	
12-334	1-1/16	0.70	1.410	1.410	3.235	0.990	1.600	
12-336	1-1/8	0.75	1.490	1.490	3.235	1.053	1.600	
12-338	1-3/16	0.93	1.563	1.563	3.235	0.797	0.844	
12-340	1-1/4	1.29	1.687	1.687	3.235	0.922	0.875	
12-342	1-5/16	1.35	1.750	1.750	3.235	0.922	0.940	
12-344	1-3/8	1.40	1.812	1.812	3.218	1.060	1.125	
12-346	1-7/16	1.53	1.938	1.938	3.218	1.060	1.125	
12-348	1-1/2	1.68	2.000	2.000	3.218	1.060	1.125	

ASME B107.1 Fed'l Spec. GGG-W-641eI



1/2 " Drive 6 Point Deep Sockets

Product Number	Opening Inches	Weight Lbs.	A Drive End	B Wrench End	C Overall Length	D Bolt Clearance	E Wrench Depth	F Length to Shoulder
12-212	3/8	0.30	0.860	0.600	3.185	0.297	0.570	0.810
12-214	7/16	0.31	0.860	0.670	3.185	0.297	0.500	0.810
12-216	1/2	0.31	0.860	0.737	3.185	0.480	0.500	0.810
12-218	9/16	0.29	0.860	0.812	3.185	0.540	0.500	0.810
12-220	5/8	0.28	0.860	0.860	3.205	0.625	1.200	
12-222	11/16	0.32	0.956	0.956	3.205	0.650	1.450	
12-224	3/4	0.40	1.037	1.037	3.205	0.650	1.700	
12-226	13/16	0.44	1.115	1.115	3.205	0.770	1.800	
12-228	7/8	0.50	1.173	1.173	3.205	0.770	1.800	
12-230	15/16	0.58	1.256	1.256	3.235	0.870	1.300	
12-232	1	0.65	1.307	1.307	3.235	0.870	1.300	
12-234	1-1/16	0.75	1.410	1.410	3.235	0.990	1.700	
12-236	1-1/8	0.81	1.490	1.490	3.235	1.053	1.700	
12-238	1-3/16	0.87	1.563	1.563	3.235	0.797	0.844	
12-240	1-1/4	1.31	1.687	1.687	3.235	0.922	0.875	
12-242	1-5/16	1.35	1.750	1.750	3.218	1.060	1.125	
12-244	1-3/8	1.42	1.812	1.812	3.218	1.060	1.125	
12-246	1-7/16	1.51	1.938	1.938	3.218	1.060	1.125	
12-248	1-1/2	1.73	2.000	2.000	3.218	1.060	1.125	

ASME B107.1 Fed'l Spec. GGG-W-641e




EYE-D
1/2" Drive 8 Point Standard Length Sockets

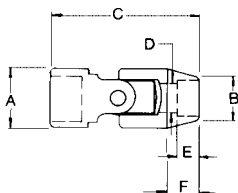
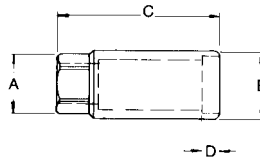
Product Number	Opening Inches	Weight Lbs.	A Drive End	B Wrench End	C Overall Length	D Bolt Clearance	E Wrench Depth	F Length to Shoulder
12-410	5/16	0.13	0.866	0.637	1.330	0.188	0.375	0.580
12-412	3/8	0.14	0.866	0.678	1.330	0.297	0.406	0.580
12-414	7/16	0.12	0.866	0.755	1.372	0.443	0.257	0.622
12-416	1/2	0.12	0.859	0.859	1.372	0.485	0.400	
12-418	9/16	0.14	0.927	0.927	1.372	0.485	0.479	
12-420	5/8	0.20	1.031	1.031	1.372	0.485	0.375	
12-422	11/16	0.21	1.123	1.123	1.372	0.695	0.710	
12-424	3/4	0.23	1.185	1.185	1.378		0.670	
12-426	13/16	0.47	1.390	1.390	1.625	0.609	0.512	
12-428	7/8	0.48	1.472	1.472	1.750	0.672	0.590	
12-432	1	0.67	1.625	1.625	1.750	0.672	0.632	

ASME B107.1 Fed'I Spec. GGG-W-641e


EYE-D
1/2" Drive Spark Plug Socket with Rubber Insert

Product Number	Square Drive	Weight Lbs.	Opening Inches	A Drive End Diameter	B Wrench End	C Overall Length	D Wrench Depth
12-504	1/2	.273	13/16	0.867	1.057	2.500	0.525

Fed'I Spec. GGG-W-641e


1/2" Drive 12 Point Universal Socket

Product Number	Opening Inches	Weight Lbs.	A Drive End	B Wrench End	C Overall Length	D Bolt Clearance	E Wrench Depth	F Length to Shoulder
12-516	1/2	0.24	0.940	0.750	2.312	0.438	0.312	0.406
12-518	9/16	0.24	0.940	0.844	2.375	0.438	0.375	0.468
12-520	5/8	0.25	0.940	0.875	2.437	0.500	0.437	0.531
12-522	11/16	0.26	0.940	0.940	2.500	0.500	0.468	
12-524	3/4	0.27	0.940	1.062	2.562	0.500	0.531	0.781

ASME B107.1 Fed'I Spec. GGG-W-641e



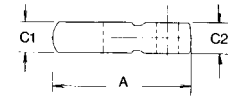
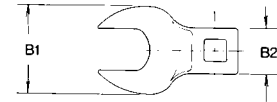
Always wear eye protection when near tools in use.



1/2" Drive Crowfoot Wrenches

Product Number	Opening Inches	Weight Lbs.	A Overall Length	B1 Head Width	B2 Handle Width	C1 Head Thickness	C2 Handle Thickness
12-859	15/16	.39	2.812	1.937	1.000	0.500	0.625
12-860	1	.38	2.812	1.937	1.000	0.500	0.625
12-861	1-1/16	.53	2.875	2.218	1.000	0.609	0.562
12-862	1-1/8	.53	2.875	2.218	1.000	0.609	0.562
12-863	1-1/4	.46	2.875	2.218	1.000	0.609	0.562
12-866	1-7/16	.70	3.406	2.718	1.000	0.609	0.562
12-867	1-1/2	.67	3.406	2.718	1.000	0.609	0.562

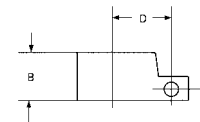
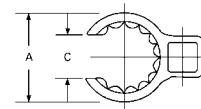
ASME B107.21 Fed'I Spec. GGG-C-1507b



1/2" Drive Flare Nut Crowfoot Wrenches

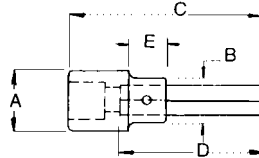
Product Number	Opening Inches	Weight Lbs.	A Head Diameter	B Head Thickness	C Slot Width	D Length of Centers
12-840	1-1/8	0.19	1.625	0.875	0.844	1.156
12-841	1-3/16	0.19	1.688	0.875	0.906	1.188
12-842	1-1/4	0.19	1.781	0.875	0.938	1.234
12-843	1-5/16	0.19	1.844	0.875	0.969	1.266
12-844	1-3/8	0.25	1.938	0.938	1.063	1.313
12-845	1-7/16	0.25	2.000	0.938	1.063	1.344
12-846	1-1/2	0.25	2.063	0.938	1.125	1.375
12-847	1-9/16	0.31	2.156	0.938	1.156	1.422
12-848	1-5/8	0.31	2.219	0.938	1.219	1.453
12-849	1-11/16	0.31	2.313	1.000	1.313	1.516
12-850	1-3/4	0.38	2.375	1.000	1.313	1.547
12-851	1-13/16	0.38	2.469	1.000	1.344	1.594
12-852	1-7/8	0.44	2.563	1.063	1.375	1.641
12-853	1-15/16	0.50	2.625	1.063	1.438	1.672
12-854	2	0.50	2.719	1.063	1.563	1.719

ASME B107.21 Fed'I Spec. GGG-C-1507b



1/2" Drive Extra Long Hex Driver Sockets

Product Number	Bit Size Inches	Weight Lbs.	A Drive End	B Nose Dia.	C Overall Length	D Bit Length	E Length to Shoulder	Replacement Bit
12-753	1/4	0.19	0.860	0.611	5.000	4.000	0.650	94-253
12-754	5/16	0.24	0.860	0.709	5.000	4.000	0.650	94-254
12-755	3/8	0.33	0.860	0.808	6.000	5.000	0.650	94-255
12-757	1/2	0.50	1.048		6.000	4.900		94-257
12-758	9/16	0.75	1.048		6.960	5.875		94-258
12-759	5/8	1.14	1.312		6.960	5.813		94-259


EYE-D
1/2" Drive Standard Length Hex Driver Sockets

Product Number	Bit Size Inches	Weight Lbs.	A Drive End	B Nose Dia.	C Overall Length	D Bit Length	E Length to Shoulder	Replacement Bit
12-713	1/4	0.16	0.860	0.611	3.250	2.250	0.650	94-213
12-714	5/16	0.19	0.860	0.709	3.250	2.250	0.650	94-214
12-715	3/8	0.23	0.860	0.808	3.250	2.250	0.650	94-215
12-716	7/16	0.25	0.860	0.808	3.250	2.250	0.650	94-216
12-717	1/2	0.48	1.048		3.710	2.625		94-217
12-718	9/16	0.50	1.048		3.710	2.625		94-218
12-719	5/8	0.83	1.312		3.960	2.813		94-219
12-721	3/4	0.94	1.312		3.960	2.813		94-221


EYE-D
1/2" Drive Standard Length Torx® Driver Sockets

Product Number	Torx Opening	Weight Lbs.	A Drive End	B Nose Dia.	C Overall Length	D Bit Length	E Length to Shoulder	Replacement Bit
12-878	T27	0.14	0.860	0.611	2.000	1.000	0.650	94-178
12-880	T30	0.14	0.860	0.611	2.000	1.000	0.650	94-180
12-882	T40	0.16	0.860	0.709	2.250	1.250	0.650	94-182
12-884	T45	0.16	0.860	0.709	2.250	1.250	0.650	94-184
12-886	T50	0.16	0.860	0.709	2.250	1.250	0.650	94-186
12-888	T55	0.39	1.048		2.580	1.500		94-188
12-890	T60	0.39	1.048		2.580	1.500		94-190


EYE-D

*Torx® is a registered trademark of Camcar Division of Textron.



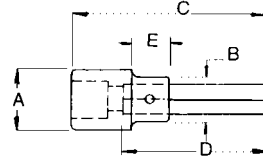
Always wear eye protection when near tools in use.



1/2" Drive Screwdriver Sockets

Product Number	Bit Size Inches	Weight Lbs.	A Drive End	B Nose Dia.	C Overall Length	D Bit Length	E Length to Shoulder	Replacement Bit
12-802	1/4x1/32	0.18	0.860	0.709	2.950	1.940	0.650	94-102
12-803	5/16x3/64	0.18	0.860	0.709	2.950	1.940	0.650	94-103
12-805	3/8x1/16	0.18	0.860	0.709	2.950	1.940	0.650	94-105

Fed'I Spec. GGG-W-001222



EYE-D

1/2" Drive Phillips Screwdriver Sockets

Product Number	Bit Size Inches	Weight Lbs.	A Drive End	B Nose Dia.	C Overall Length	D Bit Length	E Length to Shoulder	Replacement Bit
12-821	Phil. #1	0.19	0.860	0.709	2.400	1.400	0.650	94-121
12-822	Phil. #2	0.19	0.860	0.709	2.400	1.400	0.650	94-122
12-825	Phil. #3	0.19	0.860	0.709	2.400	1.400	0.650	94-125
12-828	Phil. #4	0.19	0.860	0.709	2.400	1.400	0.650	94-128

Fed'I Spec. GGG-W-001222



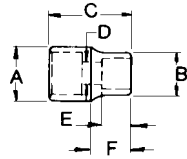
EYE-D

1/2" Drive Screwdriver "drag link" Sockets

Product Number	Weight Lbs.	Blade Size, Width	Blade Size Length
12-892	.191	7/64	15/16
12-893	.352	3/32	1-1/4

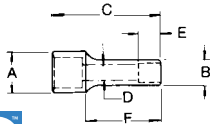


EYE-D

1/2" Drive 12 Point Black Oxide Standard Length Sockets

EYE-D

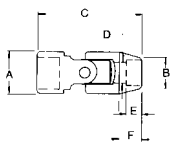

Product Number	Opening Inches	Weight Lbs.	A Drive End	B Wrench End	C Overall Length	D Bolt Clearance	E Wrench Depth	F Length to Shoulder
20-112	3/8	0.09	0.860	0.580	1.485	0.282	0.400	0.725
20-114	7/16	0.10	0.860	0.670	1.485	0.290	0.400	0.725
20-116	1/2	0.11	0.860	0.745	1.485	0.350	0.400	0.725
20-118	9/16	0.13	0.860	0.812	1.485	0.480	0.400	0.725
20-120	5/8	0.15	0.860	0.860	1.485	0.480	0.450	
20-122	11/16	0.16	0.956	0.956	1.485	0.480	0.470	
20-124	3/4	0.20	1.037	1.037	1.485		0.800	
20-126	13/16	0.22	1.115	1.115	1.485		0.800	
20-128	7/8	0.24	1.173	1.173	1.485		0.800	
20-130	15/16	0.27	1.256	1.256	1.496		0.827	
20-132	1	0.32	1.307	1.307	1.614		0.846	
20-134	1-1/16	0.35	1.410	1.410	1.614		0.900	
20-136	1-1/8	0.43	1.490	1.490	1.640		1.000	
20-140	1-1/4	0.58	1.650	1.650	1.750		1.000	
20-142	1-5/16	0.80	1.750	1.750	2.125	1.062	0.850	
20-144	1-3/8	1.02	1.812	1.812	2.125	1.062	0.875	
20-146	1-7/16	1.06	1.938	1.938	2.187	1.062	0.907	
20-148	1-1/2	1.06	2.000	2.000	2.250	1.062	0.907	

ASME B107.1 Fed'l Spec. GGG-W-641e

1/2" Drive 12 Point Black Oxide Deep Sockets

EYE-D

Product Number	Opening Inches	Weight Lbs.	A Drive End	B Wrench End	C Overall Length	D Bolt Clearance	E Wrench Depth	F Length to Shoulder
20-312	3/8	0.21	0.860	0.580	3.185	0.297	0.500	0.850
20-314	7/16	0.23	0.860	0.670	3.185	0.312	0.500	0.850
20-316	1/2	0.25	0.860	0.745	3.185	0.480	0.520	0.850
20-318	9/16	0.26	0.860	0.812	3.185	0.540	0.520	0.850
20-320	5/8	0.28	0.860	0.860	3.205	0.625	1.200	
20-322	11/16	0.31	0.956	0.956	3.205	0.650	1.450	
20-324	3/4	0.42	1.037	1.037	3.205	0.650	1.700	
20-326	13/16	0.45	1.115	1.115	3.205	0.770	1.800	
20-328	7/8	0.50	1.173	1.173	3.205	0.770	1.800	
20-330	15/16	0.56	1.256	1.256	3.235	0.870	1.300	
20-332	1	0.63	1.307	1.307	3.235	0.870	1.300	
20-334	1-1/16	0.72	1.410	1.410	3.235	0.990	1.600	
20-336	1-1/8	0.78	1.490	1.490	3.235	1.053	1.600	
20-340	1-1/4	1.29	1.687	1.687	3.235	0.800	0.875	

ASME B107.1 Fed'l Spec. GGG-W-641e

1/2" Drive 12 Point Black Oxide Universal Sockets


Product Number	Opening Inches	Weight Lbs.	A Drive End	B Wrench End	C Overall Length	D Bolt Clearance	E Wrench Depth	F Length to Shoulder
20-516	1/2	0.24	0.940	0.750	2.312	0.438	0.312	0.406
20-518	9/16	0.24	0.940	0.844	2.375	0.438	0.375	0.468
20-520	5/8	0.25	0.940	0.875	2.437	0.500	0.437	0.531
20-522	11/16	0.26	0.940	0.940	2.500	0.500	0.468	
20-524	3/4	0.27	0.940	1.062	2.562	0.500	0.531	0.781





1/2" Drive 12 Point Standard Length Sockets METRIC

Product Number	Opening mm	Weight G	A Drive End	B Wrench End	C Overall Length	D Bolt Clearance	E Wrench Depth	F Length to Shoulder
39-110	10	41	21.8	15.9	37.0	8.0	10.2	17.9
39-111	11	45	21.8	18.0	37.0	8.9	10.2	17.9
39-112	12	50	21.8	18.5	37.0	8.9	10.2	17.9
39-113	13	50	21.8	18.8	37.0	11.4	10.2	17.9
39-114	14	59	21.8	20.9	37.0	11.4	10.2	17.9
39-115	15	73	21.8	21.8	37.0	12.6	10.2	
39-116	16	68	22.1	22.1	37.0	12.7	11.4	
39-117	17	68	23.5	23.5	37.0	12.7	11.4	
39-118	18	77	25.5	25.5	37.0	12.7	11.4	
39-119	19	91	26.3	26.3	37.0		19.1	
39-120	20	100	27.3	27.3	37.0		19.1	
39-121	21	109	28.6	28.6	37.0		20.3	
39-122	22	145	29.8	29.8	37.0		20.3	
39-123	23	154	31.0	31.0	38.0		21.0	
39-124	24	168	31.9	31.9	38.0		22.0	
39-125	25	181	33.3	33.3	41.0		23.0	
39-126	26	190	35.7	35.7	41.0		22.9	
39-127	27	204	35.7	35.7	41.0		22.9	
39-128	28	228	37.6	37.6	42.5		22.9	
39-129	29	246	37.6	37.6	42.5		22.9	
39-130	30	268	39.1	39.1	42.5		22.9	
39-132	32	381	41.7	41.7	44.2		24.1	
39-136	36	417	41.7	41.7	50.8		24.1	

ASME B107.5m



EYE-D

1/2" Drive 6 Point Standard Length Sockets METRIC

Product Number	Opening mm	Weight G	A Drive End	B Wrench End	C Overall Length	D Bolt Clearance	E Wrench Depth	F Length to Shoulder
39-010	10	45	21.8	15.9	37.0	8.0	10.2	17.9
39-011	11	45	21.8	18.0	37.0	8.9	10.2	17.9
39-012	12	54	21.8	18.5	37.0	8.9	10.2	17.9
39-013	13	54	21.8	18.8	37.0	11.4	10.2	17.9
39-014	14	59	21.8	20.9	37.0	11.4	10.2	17.9
39-015	15	68	21.8	21.8	37.0	12.6	10.2	
39-016	16	73	22.1	22.1	37.0	12.7	11.4	
39-017	17	73	23.5	23.5	37.0	12.7	11.4	
39-018	18	77	25.5	25.5	37.0	12.7	11.4	
39-019	19	95	26.3	26.3	37.0		19.1	
39-020	20	100	27.3	27.3	37.0		19.1	
39-021	21	114	28.6	28.6	37.0		20.3	
39-022	22	155	29.8	29.8	37.0		20.3	
39-023	23	164	31.0	31.0	38.0		21.0	
39-024	24	168	31.9	31.9	38.0		22.0	
39-025	25	186	33.3	33.3	41.0		23.0	
39-026	26	200	35.3	35.3	46.1	19.1	17.0	
39-027	27	209	36.4	36.4	46.1	19.1	17.0	
39-028	28	232	37.5	37.5	48.3	20.7	18.3	
39-029	29	255	38.1	38.1	49.5	20.7	18.3	
39-030	30	277	38.1	38.1	50.8	20.7	18.3	
39-032	32	395	42.9	42.9	50.8	23.8	21.1	
39-036	36	426	49.2	49.2	55.5	25.4	24.6	

ASME B107.5m



EYE-D

1/2" Drive 12 Point Deep Sockets
METRIC


Product Number	Opening mm	Weight G	A Drive End	B Wrench End	C Overall Length	D Bolt Clearance	E Wrench Depth	F Length to Shoulder
39-310	10	95	21.8	15.9	81.4	7.4	11.4	21.1
39-311	11	104	21.8	18.0	81.4	8.1	12.7	21.1
39-312	12	109	21.8	18.5	81.4	10.3	13.7	21.1
39-313	13	113	21.8	18.8	81.4	10.3	11.9	21.1
39-314	14	118	21.8	20.9	81.4	10.3	11.9	21.1
39-315	15	113	21.8	21.8	81.4	10.7	30.5	
39-316	16	122	22.1	22.1	81.4	11.9	30.5	
39-317	17	127	23.5	23.5	81.4	12.3	30.5	
39-318	18	168	25.5	25.5	81.4	16.5	30.5	
39-319	19	191	26.3	26.3	81.4	16.5	35.6	
39-320	20	195	27.3	27.3	81.4	16.5	35.6	
39-321	21	195	28.6	28.6	81.4	19.6	38.1	
39-322	22	222	29.8	29.8	81.4	19.6	38.1	
39-323	23	231	31.0	31.0	82.2	19.2	35.0	
39-324	24	245	31.8	31.8	82.2	22.1	35.0	
39-325	25	272	33.2	33.2	82.2	22.1	35.0	
39-326	26	308	34.9	34.9	82.6	22.4	30.5	
39-327	27	345	35.6	35.6	82.2	20.7	41.0	
39-328	28	369	37.5	37.5	82.6	22.4	30.5	
39-329	29	432	38.9	38.9	82.6	22.6	31.8	
39-330	30	535	38.9	38.9	82.6	22.6	30.5	
39-332	32	585	42.8	42.8	82.2	25.0	25.0	

ASME B107.5m

1/2" Drive Extra Long Hex Driver Sockets
METRIC


Product Number	Bit Size mm	Weight G	A Drive End	B Nose Dia.	C Overall Length	D Bit Length	E Length to Shoulder	Replacement Bit
39-751	6	85	21.8	15.5	126.0	101.6	16.5	94-751
39-753	8	108	21.8	18.0	126.0	101.6	16.5	94-753
39-755	10	156	21.8	20.5	152.0	127.0	16.5	94-755
39-757	12	269	26.6		152.0	124.5		94-757
39-759	14	335	26.6		178.0	149.2		94-759
39-762	17	555	33.3		178.0	147.7		94-762

1/2" Drive Standard Length Hex Driver Sockets
METRIC


Product Number	Bit Size mm	Weight G	A Drive End	B Nose Dia.	C Overall Length	D Bit Length	E Length to Shoulder	Replacement Bit
39-711	6	74	21.8	15.5	81.0	56.4	16.5	94-711
39-713	8	88	21.8	18.0	81.0	56.4	16.5	94-713
39-715	10	108	21.8	20.5	81.0	56.4	16.5	94-715
39-717	12	207	26.6		93.0	65.9		94-717
39-719	14	224	26.6		93.0	65.9		94-719
39-722	17	400	33.3		100.0	71.5		94-722
39-724	19	430	33.3		100.0	71.5		94-724

EYE-D
EYE-D
EYE-D


Always wear eye protection when near tools in use.



1/2" Drive Teardrop Ratchet

Product Number	Weight Lbs.	Overall Length	Head Width	Head Depth	Number of Teeth
12-972	1.46	10-1/2	1.625	0.875	36

ASME B107.10m Fed'I Spec. GGG-W-641e



1/2" Drive Black Oxide Teardrop Ratchet

Product Number	Weight Lbs.	Overall Length	Head Width	Head Depth	Number of Teeth
20-972	1.13	10-1/2	1.625	0.875	36

ASME B107.10m Fed'I Spec. GGG-W-641e



1/2" Drive Long Handle Teardrop Ratchet

Product Number	Weight Lbs.	Overall Length	Head Width	Head Depth	Number of Teeth
12-973	2.21	15	1.625	0.875	36

ASME B107.10m Fed'I Spec. GGG-W-641e



1/2" Drive Flex Head Teardrop Ratchet

Product Number	Weight Lbs.	Overall Length	Head Width	Head Depth	Number of Teeth
12-974	2.02	14-1/4	1.625	0.875	36

ASME B107.10m Fed'I Spec. GGG-W-641e



1/2" Drive Round Head Ratchet

Product Number	Weight Lbs.	Overall Length	Head Width	Head Depth	Number of teeth
12-915	1.730	10.480	1.750	1.300	45

NEW!



1/2" Drive Armstrong Maxx Standard Handle Ratchet

Product Number	Weight Lbs.	Overall Length	Head Width	Head Depth	Number of teeth
12-992	1.600	10.188	1.625	1.250	60

- Machined Gear Teeth and high strength steel pawl for superior strength and consistent performance
- Enclosed head for extreme resistance to dirt
- Sleek tapered head design with 6-degree ratcheting arc for increased accessibility

NEW!



1/2" Drive Armstrong Maxx Locking Flex Ratchet

Product Number	Weight Lbs.	Overall Length	Head Width	Head Depth	Number of teeth
12-994	2.550	18.500	1.625	1.250	60

- Machined Gear Teeth and high strength steel pawl for superior strength and consistent performance
- Enclosed head for extreme resistance to dirt
- 9-Position Locking Flex Head maximizes safety and maintains position regardless of load

NEW!



1/2" Drive Armstrong Indexible Ratchet

Product Number	Weight Lbs.	Overall Length	Head Width	Head Depth	Number of teeth
12-996	1.850	12.000	1.500	1.500	72

- Slim-line design
- Indexible to 11 angles or positions
- Easy to operate - push button, set and release

NEW!



1/2" Drive


1/2" Drive Black Oxide Spud Ratchet

Product Number	Weight Lbs.	Overall Length	Head Width	Head Depth	Number of Teeth
12-907	1.80	14	1.625	0.875	24

ASME B107.10m Fed'l Spec. GGG-W-641e


1/2" Drive Scaffold Ratchet

Product Number	Weight Lbs.	Overall Length	Head Width	Head Depth	Number of Teeth	Socket Size	Socket Length
12-988	2.28	11-1/2	1-5/8	7/8	36	7/8	2-5/32


1/2" Drive Breaker Bars

Product Number	Weight Lbs.	Overall Length
12-917	1.55	12
12-918	1.97	17

ASME B107.10m Fed'l Spec. GGG-W-641e


1/2" Drive Black Oxide Breaker Bar

Product Number	Weight Lbs.	Overall Length
20-918	1.86	17

ASME B107.10m Fed'l Spec. GGG-W-641e


1/2" Drive Extensions

Product Number	Weight Lbs.	Overall Length
12-921	.24	2
12-923	.38	5
12-924	.67	10
12-927	1.18	20

ASME B107.10m Fed'l Spec. GGG-W-641e


1/2" Drive Speeder

Product Number	Weight Lbs.	Overall Length
12-935	2.02	19

ASME B107.10m Fed'l Spec. GGG-W-641e


1/2" Drive T-Handle

Product Number	Weight Lbs.	Overall Length
12-938	1.030	15

ASME B107.10m Fed'l Spec. GGG-W-641e





1/2" Drive Ratchet Spinner

Product Number	Weight Lbs.	Overall Length
12-945	.29	1.625



1/2" Drive Universal Joint

Product Number	Weight Lbs.
12-947	.30

ASME B107.10m Fed'l Spec. GGG-W-641e



1/2" Drive Stud Remover, 1/2"-3/4" Stud Dia.

Product Number	Weight Lbs.
12-948	.52



1/2" Drive Adapters

Product Number	Weight Lbs.	Description	Overall Length
12-951	.15	1/2"F. 3/8"M	1.400
12-952	.34	1/2"F. 3/4"M	1.850

ASME B107.10m Fed'l Spec. GGG-w-641e



CAUTION:

Adapting down to a smaller drive size may result in excessive torque application, causing failure of fastener, socket or adapter.

**NEW!****NEW!****NEW!**

1/2" Drive Ratchet Repair Kit

Product Number 20-966

Contains the following parts, with instructions, for repairing 12-907 Ratchet: Gear, 2 Springs, Shifting Lever, Shifter, 2 Pawls, Face Plate, 2 Plate Screws, and 2 Lock Washers. In plastic bag. Approximate weight, .28 lbs.

1/2" Drive Ratchet Repair Kit

Product Number 12-990

Contains the following parts, with illustrated instruction sheet, for repairing the 12-972, 12-973 or 20-972 Ratchets: Gear, Pawl, Shifting Lever, Spring, Ball, Cover Plate, 2 Cover Plate Screws. In cardboard box. Approximate weight, .31 pounds.

1/2" Drive Ratchet Repair Kit

Product Number 12-991

Contains the following parts, with illustrated instruction sheet, for repairing the 12-974 Flex Head Ratchet: Gear, Pawl, Shifting Lever, Spring, Ball, Cover Plate, 2 Cover Plate Screws, Groove Pin, Spring Washer. In cardboard box. Approximate weight, .16 pounds.

1/2" Drive Round Head Ratchet Repair Kit

Product Number 12-963

Contains the following parts, with instruction sheet, for repairing 12-915 Ratchet: Reversing Lever Plate, Retaining Spring, Gear Unit.

1/2" Drive Armstrong Maxx Ratchet Repair Kit

Product Number 12-982

Contains the following parts, with instruction sheet, for repairing 12-992 and 12-994 Ratchets: Gear, Pawl, Shifting Lever, Spring, Retaining Plate and Rings, and 2 O-Rings.

1/2" Drive Indexible Ratchet Repair Kit

Product Number 12-983

Contains the following parts, with instructions, for repairing 12-996 Ratchet: Square Drive, Heart-Shaped Spring, Reversing Cap, Central Screw and Ratchet Lube.

SAFETY NOTICE

Since ratchets include moving parts, periodic inspection and, if necessary, cleaning, lubrication with a light grade oil, and replacement of worn parts will become necessary. Parts should not be replaced individually, but rather in total, and complete Ratchet Repair Kits are available.





3/4" Drive 12 Point Standard Length Sockets

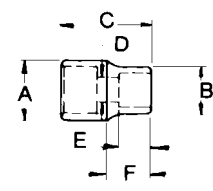
Product Number	Opening Inches	Weight Lbs.	A Drive End	B Wrench End	C Overall Length	D Bolt Clearance	E Wrench Depth	F Length to Shoulder
13-124	3/4	0.32	1.290	1.187	1.900	0.625	0.540	0.813
13-126	13/16	0.37	1.295	1.295	1.937	0.625	0.540	
13-128	7/8	0.38	1.375	1.375	1.968	0.688	0.540	
13-130	15/16	0.43	1.390	1.390	1.968	0.688	0.650	
13-132	1	0.57	1.480	1.480	2.000	0.688	0.650	
13-134	1-1/16	0.63	1.540	1.540	2.094	0.688	0.650	
13-136	1-1/8	0.69	1.540	1.640	2.125	1.062	0.750	0.625
13-138	1-3/16	0.75	1.540	1.640	2.188	1.062	0.750	0.625
13-140	1-1/4	0.70	1.573	1.853	2.170	1.250	1.000	1.370
13-142	1-5/16	0.80	1.573	1.903	2.233	1.312	1.100	1.410
13-144	1-3/8	0.80	1.573	1.903	2.233	1.375	1.100	1.410
13-146	1-7/16	0.80	1.573	2.063	2.295	1.440	1.200	1.390
13-148	1-1/2	0.90	1.603	2.098	2.295	1.500	1.200	1.390
13-150	1-9/16	0.90	1.648	2.098	2.420	1.560	1.200	1.540
13-152	1-5/8	0.90	1.633	2.213	2.485	1.620	1.200	1.540
13-154	1-11/16	1.00	1.633	2.313	2.485	1.680	1.200	1.490
13-156	1-3/4	1.10	1.663	2.393	2.640	1.750	1.300	1.620
13-158	1-13/16	1.20	1.758	2.495	2.795	1.810	1.400	1.770
13-160	1-7/8	1.40	1.758	2.590	2.860	1.880	1.500	1.780
13-164	2	1.40	1.758	2.690	2.985	2.000	1.600	1.860
13-166	2-1/16	1.90	1.948	2.730	3.015	2.060	1.600	1.960
13-168	2-1/8	2.00	1.948	2.855	3.045	2.120	1.600	1.930
13-170	2-3/16	2.00	1.948	2.855	3.045	2.180	1.700	1.930
13-172	2-1/4	2.30	1.948	3.030	3.170	2.250	1.700	1.970
13-174	2-5/16	2.30	1.948	3.020	3.235	2.310	1.700	2.040
13-176	2-3/8	2.40	1.948	3.030	3.235	2.380	1.700	2.030

ASME B107.1 Fed'l Spec. GGG-W-641e

3/4" Drive 12 Point Deep Sockets

Product Number	Opening Inches	Weight Lbs.	A Drive End	B Wrench End	C Overall Length	D Bolt Clearance	E Wrench Depth	F Length to Shoulder
13-328	7/8	0.71	1.375	1.375	3.375	0.840	1.000	
13-330	15/16	0.72	1.390	1.390	3.375	0.840	1.000	
13-332	1	0.81	1.480	1.480	3.375	0.880	1.150	
13-334	1-1/16	0.91	1.540	1.540	3.500	0.880	1.150	
13-336	1-1/8	1.10	1.625	1.625	3.500	0.796	0.875	
13-340	1-1/4	1.18	1.562	1.750	3.500	1.060	1.150	0.625
13-342	1-5/16	1.23	1.562	1.875	3.500	1.280	1.250	0.625
13-344	1-3/8	1.37	1.562	1.875	3.500	1.300	1.250	0.625
13-346	1-7/16	1.40	1.562	2.000	3.500	1.300	1.250	0.625
13-348	1-1/2	1.74	1.562	2.010	3.500	1.300	1.250	0.625
13-352	1-5/8	2.12	2.250	2.250	3.500	1.046	1.187	

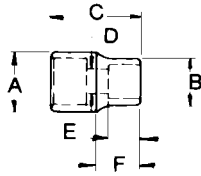
ASME B107.1 Fed'l Spec. GGG-W-641e



EYE-D



EYE-D


EYE-D
3/4" Drive 12 Point Standard Length Sockets
METRIC

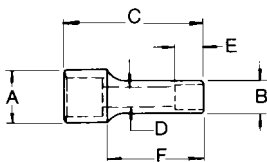
Product Number	Opening mm	Weight G	A Drive End	B Wrench End	C Overall Length	D Bolt Clearance	E Wrench Depth	F Length to Shoulder
40-119	19	145	32.8	30.1	49.2	14.3	15.2	20.7
40-120	20	154	32.8	30.9	49.2	14.3	15.2	22.2
40-121	21	163	32.9	32.9	50.0	17.5	15.2	
40-122	22	172	34.8	34.8	50.0	17.5	15.2	
40-123	23	186	35.3	35.3	50.0	17.5	15.2	
40-124	24	195	35.3	35.3	50.0	19.1	15.9	
40-125	25	227	37.6	37.6	50.8	19.1	17.0	
40-126	26	254	37.6	37.6	52.3	19.1	17.8	
40-127	27	286	39.1	39.1	53.2	19.1	17.8	
40-128	28	314	38.1	40.6	53.8	20.6	19.1	15.9
40-129	29	319	38.1	41.7	53.8	20.6	19.1	15.9
40-130	30	336	38.1	41.7	55.6	27.0	19.1	15.9
40-132	32	317	39.8	46.2	55.1	32.0	27.9	35.1
40-135	35	317	39.9	48.3	56.8	35.0	27.9	35.8
40-136	36	408	39.9	51.4	58.3	36.0	27.9	35.8
40-138	38	408	41.5	53.2	59.9	38.0	30.5	37.3
40-141	41	408	40.7	56.1	63.9	41.0	33.0	39.4
40-142	42	454	41.5	56.1	64.6	42.0	33.0	40.5
40-146	46	544	44.6	63.4	71.0	46.0	35.6	44.8
40-150	50	726	44.6	66.2	75.8	50.0	35.6	48.3
40-154	54	907	49.3	72.5	77.2	54.0	35.6	49.0
40-155	55	907	49.3	72.5	79.8	55.0	38.1	51.4
40-158	58	998	49.3	75.3	82.2	58.0	43.2	52.4
40-160	60	1043	49.3	79.5	82.2	60.0	43.2	50.3

ASME B107.5m

3/4" Drive 12 Point Deep Sockets
METRIC

Product Number	Opening mm	Weight G	A Drive End	B Wrench End	C Overall Length	D Bolt Clearance	E Wrench Depth	F Length to Shoulder
40-319	19	295	33.4	28.4	85.7	18.5	14.3	34.9
40-322	22	322	33.4	33.4	85.7	21.3	25.4	
40-323	23	326	34.9	34.9	85.7	21.3	25.4	
40-324	24	340	34.9	34.9	85.7	21.3	25.4	
40-327	27	413	38.9	38.9	88.9	21.3	25.4	
40-330	30	522	42.8	42.8	88.9	22.6	20.6	
40-332	32	535	39.7	44.5	88.9	26.9	28.6	19.1
40-335	35	608	39.7	47.6	88.9	33.0	28.6	19.1
40-336	36	621	39.7	49.2	88.9	33.0	28.6	19.1
40-338	38	748	47.6	50.8	88.9	33.0	28.6	19.1
40-341	41	953	41.3	57.1	88.9	30.2	33.3	
40-346	46	1524	44.5	62.0	88.9	33.3	36.5	
40-350	50	2046	44.5	68.2	101.6	36.5	36.5	
40-355	55	2731	49.3	76.2	108.0	39.7	38.1	
40-360	60	3670	49.3	82.6	114.3	41.3	44.5	

ASME B107.5m


EYE-D




3/4" Drive Ratchet

Product Number	Weight Lbs.	Overall Length	Head Width	Head Depth	Number of Teeth
13-972	5.20	19.00	2.50	2.00	24



3/4" Drive Black Oxide Ratchet

Product Number	Weight Lbs.	Overall Length	Head Width	Head Depth	Number of Teeth
21-972	5.20	19.00	2.50	2.00	24



3/4" Drive Breaker Bar

Product Number	Weight Lbs.	Overall Length
13-918	4.54	22

ASME B107.10m Fed'l Spec. GGG-W-641e



3/4" Drive Black Oxide Breaker Bar

Product Number	Weight Lbs.	Overall Length
21-918	4.69	22

ASME B107.10m Fed'l Spec. GGG-W-641e



3/4" Drive



3/4" Drive Extensions

Product Number	Weight Lbs.	Overall Length
13-922	1.10	5
13-923	1.77	8
13-925	3.41	16

ASME B107.10m Fed'I Spec. GGG-W-641e



3/4" Drive T-Handle

Product Number	Weight Lbs.	Overall Length
13-938	2.587	20

ASME B107.10m Fed'I Spec. GGG-W-641e



3/4" Drive Universal Joint

Product Number	Weight Lbs.	Overall Length
13-947	1.30	4.156

ASME B107.10m Fed'I Spec. GGG-W-641e



3/4" Drive Adapters

Product Number	Weight Lbs.	Description	Overall Length
13-951	.45	3/4"F, 1/2"M	2.093
13-952	.72	3/4"F, 1"M	2.550

ASME B107.10m Fed'I Spec. GGG-W-641e

CAUTION:

Adapting down to a smaller drive size may result in excessive torque application, causing failure of fastener, socket or adapter.

NEW!

3/4" Drive Ratchet Repair Kit

Product Number 13-990

Contains the following parts, with instructions, for repairing 13-972 and 21-972 Ratchets: Gear, Spring, Ball, Reversing Lever, Pawl, Cover Plate, and 2 Cover Plate Screws.

SAFETY NOTICE

Since ratchets include moving parts, periodic inspection and, if necessary, cleaning, lubrication with a light grade oil, and replacement of worn parts will become necessary. Parts should not be replaced individually, but rather in total, and complete Ratchet Repair Kits are available.





1" Drive 12 Point Standard Length Sockets

Product Number	Opening Inches	Weight Lbs.	A Drive End	B Wrench End	C Overall Length	D Wrench Depth	E Length to Shoulder
14-134	1-1/16	0.60	1.638	1.638	2.265	1.000	0.620
14-136	1-1/8	0.70	1.693	1.693	2.265	1.094	0.656
14-140	1-1/4	0.90	1.823	1.823	2.265	1.219	0.750
14-142	1-5/16	0.90	1.888	1.888	2.325	1.281	0.765
14-144	1-3/8	0.90	1.758	1.945	2.420	1.370	1.094
14-146	1-7/16	1.00	1.758	2.005	2.485	1.440	1.312
14-148	1-1/2	1.10	1.758	2.130	2.545	1.500	1.156
14-152	1-5/8	1.10	1.758	2.255	2.670	1.620	1.312
14-154	1-11/16	1.40	1.945	2.385	2.735	1.680	1.375
14-156	1-3/4	1.60	1.945	2.505	2.795	1.750	1.406
14-158	1-13/16	1.60	1.945	2.570	2.860	1.810	1.438
14-160	1-7/8	1.90	2.258	2.635	2.920	1.880	1.562
14-164	2	2.00	2.258	2.755	2.985	2.000	1.468
14-168	2-1/8	2.30	2.258	2.945	3.045	2.120	1.562
14-170	2-3/16	2.40	2.308	3.005	3.265	2.180	1.688
14-172	2-1/4	2.50	2.258	3.070	3.265	2.250	1.688
14-176	2-3/8	2.90	2.258	3.250	3.310	2.370	1.656
14-180	2-1/2	2.90	2.258	3.375	3.435	2.500	1.750
14-182	2-9/16	2.90	2.258	3.380	3.495	2.560	1.844
14-184	2-5/8	3.30	2.258	3.565	3.560	2.620	1.875
14-188	2-3/4	4.20	2.680	3.715	3.810	2.750	2.062
14-194	2-15/16	4.80	2.680	3.960	3.870	2.930	2.156
14-196	3	4.80	2.680	4.020	4.185	3.000	2.468
14-200	3-1/8	5.40	2.680	4.180	4.185	3.120	2.438
14-212	3-1/2	7.30	2.680	4.545	4.495	3.500	2.625

ASME B107.1 Fed'I Spec. GGG-W-641e



1" Drive Ratchet

Product Number	Weight Lbs.	Overall Length	Head Width	Head Depth	Number of Teeth
14-906	10.97	30	3.750	1.375	24

ASME B107.10m Fed'I Spec. GGG-W-641e



1" Drive Black Oxide Ratchet

Product Number	Weight Lbs.	Overall Length	Head Width	Head Depth	Number of Teeth
22-906	10.65	30	3.750	1.375	24

ASME B107.10m Fed'I Spec. GGG-W-641e



1" Drive Breaker Bar

Product Number	Weight Lbs.	Overall Length
14-918	8.90	27

ASME B107.10m Fed'I Spec. GGG-W-641e



1" Drive Extensions

Product Number	Weight Lbs.	Overall Length
14-924	3.40	9
14-926	6.80	18

ASME B107.10m Fed'I Spec. GGG-W-641e



NEW!

1" Drive Sliding Handle and Adapter

Product Number	Weight Lbs.	Overall Length
14-938	5.88	20



1" Drive Sliding Handle

Product Number	Weight Lbs.	Overall Length
14-939	4.51	20

ASME B107.10m Fed'l Spec. GGG-W-641e



1" Drive Adapter for 14-939 Handle

Product Number	Weight Lbs.
14-940	1.37

ASME B107.10m Fed'l Spec. GGG-W-641e



1" Drive Adapter

Product Number	Weight Lbs.	Description	Overall Length
14-951	.89	1"F, 3/4"M	2.625

ASME B107.10m Fed'l Spec. GGG-W-641e

CAUTION:

Adapting down to a smaller drive size may result in excessive torque application, causing failure of fastener, socket or adapter.

1" Drive Ratchet Repair Kit

Product Number 14-966

Contains the following parts, with instructions, for repairing 14-906 and 22-906 Ratchet: Gear, 2 Springs, Shifting Lever, Shifter, 2 Pawls, Face Plate, 2 Plate Screws, and 2 Lock Washers. In plastic bag. Approximate weight, 2.05 pounds.



1-1/2" Drive Black Oxide Ratchet

Product Number	Weight Lbs.	Overall Length	Head Width	Head Depth	Number of Teeth
23-906	11.03	30	3.750	1.375	24

ASME B107.10m Fed'l Spec. GGG-W-641e

SAFETY NOTICE

Since ratchets include moving parts, periodic inspection and, if necessary, cleaning, lubrication with a light grade oil, and replacement of worn parts will become necessary. Parts should not be replaced individually, but rather in total, and complete Ratchet Repair Kits are available.

1-1/2" Drive Ratchet Repair Kit

Product Number 23-966

Contains the following parts, with instructions, for repairing 23-906 Ratchet: Gear, 2 Springs, Shifting Lever, Shifter, 2 Pawls, Face Plate, 2 Plate Screws, and 2 Lock Washers. In Plastic Bag. Approximate weight, 2.47 lbs.



Always wear eye protection when near tools in use.



NOTES:

Lined area for notes, consisting of 20 horizontal lines.

THE PERFORMAN

STRENGTH SPEED

PRODUCT RANGE

Drive Sizes: 1/4" to 2-1/2"

Opening Sizes: 3/16" to 8"
7mm to 50mm

STRENGTH

Socket wall dimensions are optimized to provide strength while providing access to restricted fasteners.



STRENGTH

Manufactured from high alloy steel, utilizing the most up-to-date manufacturing processes for greater strength and durability.

SPEED & SAFETY

EYE-D™ laser etched markings optimize the size identification as well as provide SAE / Metric differentiation, even in low light conditions.



SPEED & SAFETY

Pinless design provides strength and safety that traditional ball and pin designs cannot offer.



STRENGTH

The drive end is made from tool steel for uncompromising strength and resistance to wear.



CE DIFFERENCE

ACCESS SAFETY



IMPACT SOCKETS are for use with impact drivers. Use with power drivers or hardened fasteners may result in excessive, premature wear. Approved eye protection must always be worn when near power equipment in operation.



POWER SOCKETS are for use with power drivers such as nut runners, multiple spindle machines and the like. They are not for use with impact tools. Approved eye protection must always be worn when near power equipment in operation.

SECTION 5 CONTENTS

3/8" to 3/4" Drive
Impact Socket Sets

3/8" to 2-1/2" Drive
Standard and Deep
Impact Sockets

3/8" to 2-1/2" Drive
Impact Accessories

3/4" Impact
Hex Bit Sockets

1/4" to 1/2" Drive
Power Sockets

No. 5 Spline Drive
Sockets

SAFETY NOTICE

NEVER USE HAND SOCKETS ON POWER OR IMPACT APPLICATIONS.
USE IMPACT SOCKETS ONLY ON IMPACT TOOLS.
ALWAYS WEAR SAFETY GLASSES AND OBSERVE ALL OTHER RULES
WHEN WORKING AROUND IMPACT AND POWER TOOLS.

3/8" Drive

**EYE-D**
Set 19-890
9 Pc. 6 Point 3/8" Drive Impact Socket Set

Includes Socket Bar 16-831 and (10) Socket Clips 16-843.

Approximate Weight, 1.00 lbs.

Product Number	Opening, Inches	Product Number	Opening, Inches
19-608	1/4	19-618	9/16
19-610	5/16	19-620	5/8
19-612	3/8	19-622	11/16
19-614	7/16	19-624	3/4
19-616	1/2		

**EYE-D**
Set 19-895
9 Pc. 6 Point 3/8" Drive Deep Impact Socket Set

Includes Socket Bar 16-831 and (9) Socket Clips 16-843.

Approximate Weight, 1.25 lbs.

Product Number	Opening, Inches	Product Number	Opening, Inches
19-708	1/4	19-718	9/16
19-710	5/16	19-720	5/8
19-712	3/8	19-722	11/16
19-714	7/16	19-724	3/4
19-716	1/2		

NEW!**EYE-D**
Set 19-894
7 Pc. 6 Point 3/8" Drive
Armstrong Maxx Universal Impact Socket Set

Unique Pinless Reversed Ball design for maximum strength and durability. True 360° rotation of socket end for extended range of motion, long life and smooth operation. Includes Socket Bar 16-831 and (10) Socket Clips 16-843.

Approximate Weight, 1.00 lbs.

Product Number	Opening, Inches	Product Number	Opening, Inches
19-562	3/8	19-570	5/8
19-564	7/16	19-572	11/16
19-566	1/2	19-574	3/4
19-568	9/16		





Set 46-891 METRIC
16 Pc. 6 Point 3/8" Drive Impact Socket Set

Includes Socket Bar 16-835 and (20) Socket Clips 16-843.

Approximate Weight, 1.60 lbs. (726 g)

Product Number	Opening, mm	Product Number	Opening, mm
46-607	7	46-615	15
46-608	8	46-616	16
46-609	9	46-617	17
46-610	10	46-618	18
46-611	11	46-619	19
46-612	12	46-620	20
46-613	13	46-621	21
46-614	14	46-622	22



Set 46-890 METRIC
11 Pc. 6 Point 3/8" Drive Impact Socket Set

Includes Socket Bar 16-831 and (20) Socket Clips 16-843.

Approximate Weight, 1.25 lbs. (567 g)

Product Number	Opening, mm	Product Number	Opening, mm
46-607	7	46-613	13
46-608	8	46-614	14
46-609	9	46-615	15
46-610	10	46-616	16
46-611	11	46-617	17



Set 46-898 METRIC
11 Pc. 6 Point 3/8" Drive Deep Impact Socket Set

Includes Socket Bar 16-831 and (20) Socket Clips 16-843.

Approximate Weight, 1.80 lbs. (816 g)

Product Number	Opening, mm	Product Number	Opening, mm
46-707	7	46-713	13
46-708	8	46-714	14
46-709	9	46-715	15
46-710	10	46-716	16
46-711	11	46-717	17



Set 46-910 METRIC
10 Pc. 6 Point 3/8" Drive Armstrong Maxx Universal Impact Socket Set

Unique Pinless Reversed Ball design for maximum strength and durability. True 360° rotation of socket end for extended range of motion, long life, and smooth operation.

Includes Socket Bar 16-831 and (10) Socket Clips 16-843.

Approximate Weight, 2.70 lbs. (1,225 g)

Product Number	Opening, mm	Product Number	Opening, mm
46-110	10	46-115	15
46-111	11	46-116	16
46-112	12	46-117	17
46-113	13	46-118	18
46-114	14	46-119	19



NEW!




EYE-D
Set 20-889
6 Pc. 6 Point 1/2" Drive Impact Socket Set

Includes Socket Bar 16-831 and (10) Socket Clips 16-845.

Approximate Weight, 1.54 lbs.

Product Number	Opening, Inches	Product Number	Opening, Inches
20-016	1/2	20-022	11/16
20-018	9/16	20-024	3/4
20-020	5/8	20-026	13/16


EYE-D
Set 20-897
8 Pc. 6 Point 1/2" Drive Deep Impact Socket Set

Includes Socket Bar 16-831 and (8) Socket Clips 16-845.

Approximate Weight, 5.09 lbs.

Product Number	Opening, Inches	Product Number	Opening, Inches
20-216	1/2	20-224	3/4
20-218	9/16	20-226	13/16
20-220	5/8	20-228	7/8
20-222	11/16	20-230	15/16





Set 20-899
9 Pc. 6 Point Armstrong Maxx 1/2" Drive Universal Impact Socket Set

Unique Pinless Reversed Ball design for maximum strength and durability. True 360° rotation of socket end for extended range of motion, long life and smooth operation.

Includes Socket Bar 16-834 and (10) Socket Clips 16-845.

Approximate Weight, 4.00 lbs.

Product Number	Opening, Inches	Product Number	Opening, Inches
20-566	1/2	20-576	13/16
20-568	9/16	20-578	7/8
20-570	5/8	20-580	15/16
20-572	11/16	20-582	1
20-574	3/4		



EYE-D

Set 20-893
11 Pc. 6 Point 1/2" Drive Impact Socket Set

Includes Socket Bar 16-835 and (20) Socket Clips 16-845.

Approximate Weight, 5.10 lbs.



EYE-D

Set 20-894
11 Pc. 6 Point 1/2" Drive Impact Socket Set with Plastic Socket Rail

Includes Plastic Socket Rail 16-838 and (15) Socket Clips 16-848.

Approximate Weight, 5.10 lbs.

Product Number	Opening, Inches	Product Number	Opening, Inches
20-016	1/2	20-028	7/8
20-018	9/16	20-030	15/16
20-020	5/8	20-032	1
20-022	11/16	20-034	1-1/16
20-024	3/4	20-036	1-1/8
20-026	13/16		



EYE-D


EYE-D
Set 47-893 METRIC
14 Pc. 6 Point 1/2" Drive Impact Socket Set

Includes Socket Bar 16-835 and (20) Socket Clips 16-845.

Approximate Weight, 3.77 lbs. (1695 g)

Product Number	Opening, mm	Product Number	Opening, mm
47-010	10	47-017	17
47-011	11	47-018	18
47-012	12	47-019	19
47-013	13	47-020	20
47-014	14	47-021	21
47-015	15	47-022	22
47-016	16	47-024	24


EYE-D
Set 47-897 METRIC
14 Pc. 6 Point 1/2" Drive Deep Impact Socket Set

Includes Socket Bar 16-835 and (20) Socket Clips 16-845.

Approximate Weight, 7.89 lbs. (3,550 g)

Product Number	Opening, mm	Product Number	Opening, mm
47-210	10	47-217	17
47-211	11	47-218	18
47-212	12	47-219	19
47-213	13	47-220	20
47-214	14	47-221	21
47-215	15	47-222	22
47-216	16	47-224	24

NEW!

EYE-D
Set 47-913 METRIC
13 Pc. 6 Point 1/2" Drive Armstrong Maxx Universal Impact Socket Set

Unique Pinless Reversed Ball design for maximum strength and durability. True 360° rotation of socket end for extended range of motion, long life and smooth operation.

Includes Socket Bar 16-834 and (20) Socket Clips 16-845.

Approximate Weight, 6.10 lbs. (2,767 g)

Product Number	Opening, mm	Product Number	Opening, mm
47-110	10	47-117	17
47-111	11	47-118	18
47-112	12	47-119	19
47-113	13	47-121	21
47-114	14	47-122	22
47-115	15	47-124	24
47-116	16		





Set 21-893
14 Pc. 6 Point 3/4" Drive Impact Socket Set

Includes (2) Socket Bars 16-835 and (20) Socket Clips 16-847.
Approximate Weight, 16.25 lbs.

Product Number	Opening, Inches	Product Number	Opening, Inches
21-024	3/4	21-038	1-3/16
21-026	13/16	21-040	1-1/4
21-028	7/8	21-042	1-5/16
21-030	15/16	21-044	1-3/8
21-032	1	21-046	1-7/16
21-034	1-1/16	21-048	1-1/2
21-036	1-1/8	21-052	1-5/8



Set 21-899
5 Pc. 3/4" Drive Hex Bit Impact Socket Set

Includes Socket Bar 16-831 and (10) Socket Clips 16-847.
Approximate Weight, 4.66 lbs.

Product Number	Opening, Inches	Product Number	Opening, Inches
21-718	9/16	21-723	7/8
21-719	5/8	21-725	1
21-721	3/4		



Set 48-893 **METRIC**
12 Pc. 6 Point 3/4" Drive Impact Socket Set

Includes 2 Socket Bars 16-834 and (20) Socket Clips 16-847.
Approximate Weight, 13.6 lbs. (6.1 kg)

Product Number	Opening, mm	Product Number	Opening, mm
48-019	19	48-027	27
48-020	20	48-030	30
48-021	21	48-032	32
48-022	22	48-036	36
48-023	23	48-041	41
48-024	24	48-046	46



6 Point 1/4" Drive Thin Wall Power Sockets


Product Number	Opening, Inches	Weight, lbs.	A Drive End	B Wrench End	C Overall Length	D Bolt Clearance	E Wrench Depth	F Length to Shoulder
18-006	3/16	0.02	0.450	0.310	0.820	0.126	0.170	0.380
18-007	7/32	0.02	0.450	0.345	0.820	0.126	0.170	0.380
18-008	1/4	0.02	0.450	0.390	0.820	0.141	0.180	0.380
18-009	9/32	0.03	0.450	0.425	0.820	0.172	0.190	0.380
18-010	5/16	0.02	0.465	0.465	0.820	0.172	0.260	
18-011	11/32	0.02	0.500	0.500	0.820	0.203	0.280	
18-012	3/8	0.03	0.555	0.555	0.820		0.500	
18-014	7/16	0.04	0.615	0.615	0.820		0.500	
18-016	1/2	0.06	0.680	0.680	0.820		0.500	

Suitable for hand use, or limited-clearance power applications only. ASME B107.3 Fed'I Spec. GGG-W-660a


6 Point 1/4" Drive Power Sockets For Self-Tapping Screws


Product Number	Opening, Inches	Weight, lbs.	A Drive End	B Wrench End	C Overall Length	D Bolt Clearance	E Wrench Depth	F Length to Shoulder
18-036	3/16	0.02	0.500	0.320	0.880		0.160	0.370
18-038	1/4	0.03	0.500	0.380	0.880		0.160	0.370
18-039	9/32	0.03	0.500	0.430	1.000		0.190	0.370
18-040	5/16	0.03	0.500	0.500	1.000		0.190	
18-042	3/8	0.07	0.630	0.630	1.000		0.280	
18-044	7/16	0.07	0.630	0.630	1.000		0.280	
18-046	1/2	0.08	0.680	0.680	1.000		0.340	

ASME B107.3 Fed'I Spec. GGG-W-660a

6 Point 1/4" Drive Magnetic Power Sockets For Self-Tapping Screws


Product Number	Opening, Inches	Weight, lbs.	A Drive End	B Wrench End	C Overall Length	D Bolt Clearance	E Wrench Depth	F Length to Shoulder
18-076	3/16	0.03	0.500	0.320	0.880		0.160	0.370
18-078	1/4	0.03	0.500	0.380	0.880		0.160	0.370
18-079	9/32	0.03	0.500	0.430	1.000		0.190	0.370
18-080	5/16	0.03	0.500	0.500	1.000		0.190	
18-081	11/32	0.05	0.500	0.500	1.000		0.190	
18-082	3/8	0.06	0.630	0.630	1.000		0.250	
18-084	7/16	0.07	0.630	0.630	1.000		0.280	
18-086	1/2	0.09	0.680	0.680	1.000		0.340	

6 Point 1/4" Drive Deep Thin Wall Power Sockets


Product Number	Opening, Inches	Weight, lbs.	A Drive End	B Wrench End	C Overall Length	D Bolt Clearance	E Wrench Depth	F Length to Shoulder
18-206	3/16	0.04	0.450	0.310	1.940	0.126	0.230	0.870
18-208	1/4	0.04	0.450	0.388	1.940	0.172	0.219	0.870
18-209	9/32	0.05	0.450	0.425	1.940	0.172	0.230	0.870
18-210	5/16	0.05	0.450	0.450	1.940	0.200	0.680	
18-211	11/32	0.06	0.500	0.500	1.940	0.250	0.680	
18-212	3/8	0.08	0.550	0.550	1.940	0.344	0.950	
18-214	7/16	0.10	0.615	0.615	1.940	0.297	0.950	
18-216	1/2	0.12	0.680	0.680	1.940	0.344	0.950	

Suitable for hand use, or limited-clearance power applications only. ASME B107.3 Fed'I Spec. GGG-W-660a

1/4" Drive Power Extensions


Product Number	Weight, lbs.	Overall Length
18-921	0.060	2.000
18-923	0.140	6.000





6 Point 3/8" Drive Impact Sockets

Product Number	Opening, Inches	Weight, lbs.	A Drive End	B Wrench End	C Overall Length	D Bolt Clearance	E Wrench Depth	F Length to Shoulder
19-608	1/4	0.100	0.693	0.406	1.102	0.236	0.157	0.453
19-610	5/16	0.100	0.693	0.472	1.102	0.276	0.157	0.453
19-611*	11/32	0.100	0.693	0.508	1.102	0.327	0.197	0.453
19-612	3/8	0.100	0.693	0.583	1.102	0.327	0.197	0.453
19-614	7/16	0.100	0.693	0.693	1.102	0.335	0.236	
19-616	1/2	0.100	0.783	0.783	1.102	0.394	0.276	
19-618	9/16	0.200	0.858	0.858	1.102	0.433	0.315	
19-620	5/8	0.200	0.933	0.933	1.102	0.488	0.354	
19-622	11/16	0.200	1.008	1.008	1.102	0.488	0.354	
19-624	3/4	0.220	1.047	1.047	1.102	0.591	0.394	
19-626*	13/16	0.260	1.250	1.250	1.140	0.609	0.625	
19-628*	7/8	0.290	1.312	1.312	1.180	0.672	0.625	
19-630*	15/16	0.320	1.375	1.375	1.180	0.672	0.625	
19-632*	1	0.350	1.438	1.438	1.250	0.672	0.625	

ASME B107.2 Fed'l Spec. GGG-W-660a



6 Point 3/8" Drive Magnetic Power Sockets For Self-Tapping Screws

Product Number	Opening, Inches	Weight, lbs.	A Drive End	B Wrench End	C Overall Length	D Bolt Clearance	E Wrench Depth	F Length to Shoulder
19-080	5/16	0.06	0.750	0.500	1.250		0.190	0.500
19-082	3/8	0.06	0.750	0.590	1.250		0.190	0.500
19-084	7/16	0.07	0.750	0.690	1.500		0.280	0.630
19-086	1/2	0.08	0.810	0.810	1.500		0.340	
19-088	9/16	0.10	0.880	0.880	1.500		0.430	

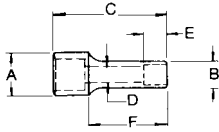


6 Point 3/8" Drive Deep Impact Sockets

Product Number	Opening, Inches	Weight, lbs.	A Drive End	B Wrench End	C Overall Length	D Bolt Clearance	E Wrench Depth	F Length to Shoulder
19-708	1/4	0.200	0.693	0.406	2.480	0.354	0.276	0.453
19-709*	9/32	0.200	0.693	0.460	2.480	0.281	0.295	0.453
19-710	5/16	0.200	0.693	0.472	2.480	0.354	0.315	0.453
19-711*	11/32	0.200	0.693	0.544	2.480	0.313	0.350	0.453
19-712	3/8	0.200	0.693	0.583	2.480	0.354	0.394	0.453
19-714	7/16	0.200	0.693	0.697	2.480	0.402	0.433	
19-716	1/2	0.210	0.783	0.783	2.480	0.433	0.512	
19-718	9/16	0.300	0.874	0.874	2.795	0.555	0.472	
19-720	5/8	0.340	0.933	0.933	2.795	0.591	0.512	
19-722	11/16	0.380	1.008	1.008	2.795	0.665	0.551	
19-724	3/4	0.400	1.043	1.043	2.795	0.717	0.591	
19-726	13/16	0.580	1.250	1.250	2.795	0.752	0.777	
19-728	7/8	0.680	1.312	1.312	2.795	0.752	0.856	
19-730	15/16	0.820	1.375	1.375	2.795	0.672	0.625	
19-732	1	0.900	1.438	1.438	2.795	0.672	0.688	

ASME B107.2 Fed'l Spec. GGG-W-660a



NEW!**EYE-D**

8 Point 3/8" Drive Impact Sockets

Product Number	Opening, Inches	Weight, lbs.	A Drive End	B Wrench End	C Overall Length	D Bolt Clearance	E Wrench Depth	F Length to Shoulder
19-408	1/4	0.070	0.685	0.480	1.000	0.240	0.200	0.470
19-414	7/16	0.100	0.812	0.812	1.000	0.453	0.340	
19-416	1/2	0.130	0.937	0.937	1.000	0.531	0.340	
19-418	9/16	0.170	1.030	1.030	1.060	0.594	0.400	

NEW!**EYE-D**

6 Point 3/8" Drive Armstrong Maxx Universal Impact Sockets

Unique Pinless Reversed Ball design for maximum strength and durability. True 360° rotation of socket end for extended range of motion, long life and smooth operation.

Product Number	Opening, Inches	Weight, lbs.	A Drive End	B Wrench End	C Overall Length	D Bolt Clearance	E Wrench Depth	F Length to Shoulder
19-562	3/8	0.215	0.969	0.562	2.188	0.500	0.500	
19-564	7/16	0.220	0.969	0.672	2.188	0.500	0.500	
19-566	1/2	0.230	0.969	0.750	2.188	0.500	0.500	
19-568	9/16	0.245	0.969	0.828	2.188	0.500	0.500	
19-570	5/8	0.250	0.969	0.906	2.188	0.500	0.500	
19-572	11/16	0.265	0.969	1.000	2.188	0.500	0.500	
19-574	3/4	0.275	0.969	1.062	2.188	0.500	0.500	

ASME B107.2 Fed'I Spec. GGG-W-660a



3/8" Drive Impact Extensions

Product Number	Weight, lbs.	Overall Length
19-922	0.18	3.000
19-923	0.31	6.000

ASME B107.2 Fed'I Spec. GGG-W-660a





3/8" Drive Impact Locking Extensions

Single Body Construction provides strength for impact use. Positive Pin Lock design securely locks socket to the extension. Locking collar releases socket when desired.

Product Number	Weight, lbs.	Overall Length
19-935	0.250	3.000
19-936	0.400	6.000
19-937	0.750	12.000
19-940	1.450	3 piece set



3/8" Drive Impact Armstrong Maxx Universal Joint

Unique Pinless Reversed Ball design for maximum strength and durability. True 360° rotation of socket end for extended range of motion, long life, and smooth operation.

Product Number	Weight, lbs.	Overall Length
19-947	0.200	1.938

ASME B107.2 Fed'l Spec. GGG-W-660a

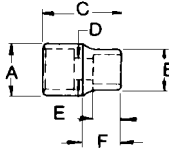


3/8" Drive Impact Drive Adapter

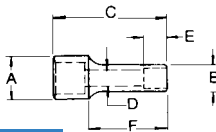

Product Number	Weight, lbs.	Description	Overall Length
19-952	0.14	3/8" F, 1/2" M	1.375

ASME B107.2 Fed'l Spec. GGG-W-660a



NEW SIZE*

EYE-D
6 Point 3/8" Drive Impact Sockets
METRIC

Product Number	Opening, mm	Weight, g	A Drive End	B Wrench End	C Overall Length	D Bolt Clearance	E Wrench Depth	F Length to Shoulder
46-606*	6	40	17.6	10.4	28.0	5.6	5.0	11.5
46-607	7	45	17.6	12.0	28.0	6.5	5.0	11.5
46-608	8	45	17.6	13.1	28.0	6.5	5.0	11.5
46-609	9	45	17.6	14.5	28.0	8.5	5.0	11.5
46-610	10	45	17.6	16.1	28.0	8.5	5.0	11.5
46-611	11	45	17.6	17.6	28.0	8.5	6.0	
46-612	12	45	18.7	18.7	28.0	9.5	8.0	
46-613	13	45	19.9	19.9	28.0	9.5	9.0	
46-614	14	90	21.8	21.8	28.0	11.0	9.0	
46-615	15	90	22.3	22.3	28.0	11.0	11.0	
46-616	16	90	23.7	23.7	28.0	11.0	11.0	
46-617	17	90	24.3	24.3	28.0	12.4	11.0	
46-618	18	90	25.6	25.6	28.0	12.4	11.0	
46-619	19	90	26.6	26.6	30.0	15.0	13.0	
46-620	20	116	28.6	28.6	31.0	14.3	13.5	
46-621	21	120	30.2	30.2	31.0	15.1	13.5	
46-622	22	126	31.7	31.7	31.0	16.7	13.5	
46-623*	23	127	31.7	31.7	31.0	17.5	15.1	
46-624*	24	132	33.3	33.3	31.0	18.3	15.1	

NEW SIZE*

EYE-D
6 Point 3/8" Drive Deep Impact Sockets
METRIC

Product Number	Opening, mm	Weight, g	A Drive End	B Wrench End	C Overall Length	D Bolt Clearance	E Wrench Depth	F Length to Shoulder
46-706*	6	90	17.6	10.4	63.0	3.9	9.1	13.0
46-707	7	90	17.6	12.3	63.0	4.8	9.1	13.0
46-708	8	90	17.6	13.1	63.0	6.5	9.1	13.0
46-709	9	90	17.6	14.5	63.0	8.5	10.0	13.0
46-710	10	90	17.6	16.1	63.0	8.5	12.5	13.0
46-711	11	90	17.6	17.6	63.0	8.5	12.5	
46-712	12	90	18.7	18.7	63.0	9.5	12.5	
46-713	13	90	19.9	19.9	63.0	9.5	13.5	
46-714	14	90	21.8	21.8	63.0	11.0	13.5	
46-715	15	136	22.3	22.3	71.0	14.8	12.0	
46-716	16	136	23.7	23.7	71.0	15.0	12.0	
46-717	17	136	24.3	24.3	71.0	16.9	13.0	
46-718	18	136	25.6	25.6	71.0	16.9	13.0	
46-719	19	136	26.6	26.6	71.0	18.2	15.0	
46-720*	20	241	28.6	28.6	71.0	14.3	19.8	
46-721*	21	270	30.2	30.2	71.0	15.1	19.8	
46-722*	22	290	31.8	31.8	71.0	16.7	20.6	
46-723*	23	282	31.8	31.8	71.0	17.5	20.6	
46-724*	24	311	33.5	33.5	71.0	18.3	23.8	

NEW!

EYE-D
6 Point 3/8" Drive Armstrong Maxx Universal Impact Sockets
METRIC

Unique Pinless Reversed Ball design for maximum strength and durability. True 360° rotation of socket end for extended range of motion, long life and smooth operation.

Product Number	Opening, mm	Weight, g	A Drive End	B Wrench End	C Overall Length	D Bolt Clearance	E Wrench Depth	F Length to Shoulder
46-110	10	97.5	24.6	15.5	55.6	12.7	12.7	
46-111	11	99.8	24.6	17.1	55.6	12.7	12.7	
46-112	12	102.1	24.6	18.6	55.6	12.7	12.7	
46-113	13	104.3	24.6	19.1	55.6	12.7	12.7	
46-114	14	111.1	24.6	21.0	55.6	12.7	12.7	
46-115	15	111.1	24.6	22.2	55.6	12.7	12.7	
46-116	16	111.1	24.6	23.0	55.6	12.7	12.7	
46-117	17	117.9	24.6	24.6	55.6	12.7	12.7	
46-118	18	120.2	24.6	25.0	55.6	12.7	12.7	
46-119	19	122.5	24.6	27.0	55.6	12.7	12.7	

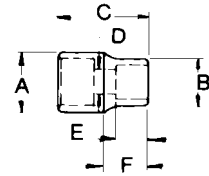




6 Point 1/2" Drive Impact Sockets

Product Number	Opening, Inches	Weight, lbs.	A Drive End	B Wrench End	C Overall Length	D Bolt Clearance	E Wrench Depth	F Length to Shoulder
20-012	3/8	0.20	0.874	0.661	1.496	0.354	0.197	0.472
20-014	7/16	0.20	0.874	0.705	1.496	0.354	0.236	0.472
20-016	1/2	0.20	0.957	0.787	1.496	0.472	0.276	0.472
20-018	9/16	0.20	0.957	0.957	1.496	0.531	0.315	
20-020	5/8	0.20	0.957	0.957	1.496	0.531	0.354	
20-022	11/16	0.30	1.051	1.051	1.496	0.531	0.354	
20-024	3/4	0.30	1.185	1.185	1.614	0.531	0.394	
20-026	13/16	0.40	1.260	1.260	1.614	0.610	0.433	
20-028	7/8	0.40	1.260	1.260	1.752	0.610	0.492	
20-030	15/16	0.40	1.299	1.299	1.752	0.669	0.512	
20-032	1	0.50	1.405	1.405	1.752	0.813	0.600	
20-034	1-1/16	0.50	1.490	1.490	1.752	0.813	0.600	
20-036	1-1/8	0.70	1.532	1.532	2.000	0.781	0.820	
20-038	1-3/16	0.70	1.640	1.640	2.032	0.781	0.820	
20-040	1-1/4	0.80	1.760	1.760	2.032	0.812	0.820	
20-042	1-5/16	0.90	1.875	1.875	2.032	0.906	0.852	
20-044	1-3/8	1.00	1.938	1.938	2.125	0.937	0.915	
20-046	1-7/16	1.10	2.000	2.000	2.187	1.000	0.938	
20-048	1-1/2	1.30	2.125	2.125	2.187	1.078	0.875	

ASME B107.2 Fed'l Spec. GGG-W-660a.



6 Point 1/2" Drive Magnetic Power Sockets For Self-Tapping Screws

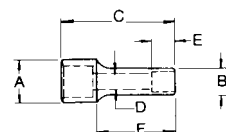
Product Number	Opening, Inches	Weight, lbs.	A Drive End	B Wrench End	C Overall Length	D Bolt Clearance	E Wrench Depth	F Length to Shoulder
20-082	3/8	0.15	0.930	0.650	1.500		0.250	0.630
20-084	7/16	0.16	0.930	0.680	1.500		0.280	0.630
20-086	1/2	0.18	0.930	0.820	1.500		0.340	0.630
20-088	9/16	0.20	0.930	0.880	1.500		0.430	0.630



6 Point 1/2" Drive Deep Impact Sockets

Product Number	Opening, Inches	Weight, lbs.	A Drive End	B Drive End	C Overall Length	D Bolt Clearance	E Wrench Depth	F Length to Shoulder
20-212	3/8	0.40	0.874	0.661	3.228	0.374	0.551	0.492
20-214	7/16	0.40	0.874	0.705	3.228	0.425	0.551	0.492
20-216	1/2	0.40	0.966	0.785	3.266	0.492	0.500	0.625
20-218	9/16	0.40	0.966	0.875	3.266	0.543	0.500	0.625
20-220	5/8	0.40	0.963	0.963	3.266	0.614	0.512	
20-222	11/16	0.40	1.040	1.049	3.266	0.650	0.551	
20-224	3/4	0.50	1.187	1.187	3.266	0.709	0.610	
20-226	13/16	0.60	1.262	1.262	3.266	0.748	0.610	
20-228	7/8	0.80	1.262	1.262	3.266	0.748	0.669	
20-230	15/16	0.80	1.313	1.313	3.266	0.787	0.728	
20-232	1	0.80	1.405	1.405	3.250	0.812	1.600	
20-234	1-1/16	0.90	1.490	1.490	3.250	0.812	1.600	
20-236	1-1/8	1.20	1.540	1.540	3.500	0.990	1.490	
20-238	1-3/16	1.30	1.640	1.640	3.500	1.062	1.350	
20-240	1-1/4	1.40	1.750	1.750	3.500	1.130	1.160	
20-242	1-5/16	1.50	1.875	1.875	3.500	1.280	1.320	
20-244	1-3/8	1.60	1.938	1.938	3.500	1.300	1.375	
20-246	1-7/16	1.80	2.000	2.000	3.500	1.300	1.375	
20-248	1-1/2	2.10	2.125	2.125	3.500	1.188	1.125	

ASME B107.2 Fed'l Spec. GGG-W-660a.

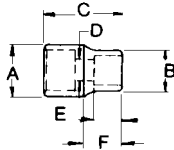


**NEW
 SIZE***

EYE-D
6 Point 1/2" Drive Armstrong Maxx Universal Impact Sockets

Unique Pinless Reversed Ball design for maximum strength and durability. True 360° rotation of socket end for extended range of motion, long life and smooth operation.

Product Number	Opening, Inches	Weight, lbs.	A Drive End	B Wrench End	C Overall Length	D Bolt Clearance	E Wrench Depth	F Length to Shoulder
20-564*	7/16	0.270	0.969	0.700	2.812	0.984	0.984	
20-566	1/2	0.285	0.969	0.750	2.812	0.984	0.984	
20-568	9/16	0.295	0.969	0.828	2.812	0.984	0.984	
20-570	5/8	0.310	0.969	0.906	2.812	0.984	0.984	
20-572	11/16	0.525	1.219	1.000	3.062	0.984	0.984	
20-574	3/4	0.540	1.219	1.062	3.125	1.031	1.031	
20-576	13/16	0.565	1.219	1.141	3.172	1.031	1.031	
20-578	7/8	0.585	1.219	1.234	3.172	1.031	1.031	
20-580	15/16	0.615	1.219	1.297	3.219	1.031	1.031	
20-582	1	0.640	1.219	1.344	3.266	1.031	1.031	

**NEW
 SIZE***

EYE-D
8 Point 1/2" Drive Impact Sockets

Product Number	Opening, Inches	Weight, lbs.	A Drive End	B Wrench End	C Overall Length	D Bolt Clearance	E Wrench Depth	F Length to Shoulder
20-412	3/8	0.17	0.938	0.719	1.500	0.297	0.281	0.656
20-414	7/16	0.18	0.938	0.828	1.500	0.297	0.313	0.656
20-416	1/2	0.21	1.000	0.940	1.500	0.359	0.344	0.625
20-418	9/16	0.28	1.125	1.016	1.500	0.422	0.375	0.625
20-420	5/8	0.29	1.125	1.125	1.500	0.484	0.406	
20-422	11/16	0.36	1.250	1.250	1.500	0.484	0.438	
20-424	3/4	0.38	1.312	1.312	1.562	0.547	0.470	
20-426	13/16	0.42	1.375	1.375	1.625	0.609	0.500	
20-428	7/8	0.47	1.532	1.532	1.750	0.609	0.563	
20-430	15/16	0.69	1.625	1.625	1.875	0.672	0.625	
20-432	1	0.79	1.750	1.750	1.875	0.672	0.656	
20-434*	1-1/16	1.13	1.875	1.875	2.000	0.750	0.688	
20-436*	1-1/8	1.14	2.000	2.000	2.000	0.750	0.750	

ASME B107.2 Fed'I Spec. GGG-W-660a

NEW!

EYE-D
8 Point 1/2" Drive Deep Impact Sockets

Product Number	Opening, Inches	Weight, lbs.	A Drive End	B Wrench End	C Overall Length	D Bolt Clearance	E Wrench Depth	F Length to Shoulder
20-712	3/8	0.40	0.875	0.719	3.266	0.313	0.438	0.625
20-714	7/16	0.48	0.938	0.844	3.266	0.313	0.438	0.625
20-716	1/2	0.50	0.960	0.960	3.266	0.375	0.438	
20-718	9/16	0.58	1.030	1.030	3.266	0.437	0.438	
20-720	5/8	0.68	1.125	1.125	3.266	0.500	0.500	
20-722	11/16	0.77	1.187	1.187	3.266	0.500	0.531	
20-724	3/4	0.94	1.312	1.312	3.266	0.563	0.563	
20-726	13/16	0.96	1.375	1.375	3.266	0.625	1.000	
20-728	7/8	1.14	1.500	1.500	3.266	0.625	1.250	
20-730	15/16	1.46	1.625	1.625	3.500	0.688	1.250	
20-732	1	1.56	1.687	1.687	3.500	0.688	1.250	





1/2" Drive Impact Extensions

Product Number	Weight, lbs.	Overall Length
20-923	0.49	5.000
20-924	0.89	10.000

ASME B107.2 Fed'I Spec. GGG-W-660a



1/2" Drive Impact Locking Extensions

Single Body Construction provides strength for impact use. Positive Pin Lock design securely locks socket to the extension. Locking collar releases socket when desired.

Product Number	Weight, lbs.	Overall Length
20-935	0.350	3.000
20-936	0.600	5.000
20-937	1.050	10.000
20-940	2.050	3 piece set

NEW!



1/2" Drive Armstrong Maxx Impact Universal Joint

Unique Pinless Reversed Ball design for maximum strength and durability. True 360° rotation of socket end for extended range of motion, long life and smooth operation.

Product Number	Weight, lbs.	Overall Length
20-947	0.435	2.594

ASME B107.2 Fed'I Spec. GGG-W-660a



1/2" Drive Impact Drive Adapters

Product Number	Weight, lbs.	Description	Overall Length
20-951	0.13	1/2" F, 3/8" M	1.500
20-952*	0.25	1/2" F, 3/4" M	1.813
20-953	0.23	1/2" F, 5/8" M	1.688
20-996	0.39	5/8" F, 1/2" M	1.875

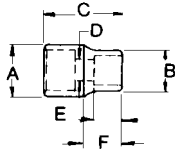
*Male square has pin thru hole. ASME B107.2 Fed'I Spec. GGG-W-660a



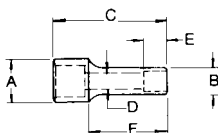
1/2" Drive Power Hex Square Shank

Product Number	Weight, lbs.	Description
20-959	0.17	1/2 Sq., 7/16" Hex, 2-3/4" Lg.



**NEW
SIZE***

EYE-D
6 Point 1/2" Drive Impact Sockets
METRIC

Product Number	Opening, mm	Weight, g	A Drive End	B Wrench End	C Overall Length	D Bolt Clearance	E Wrench Depth	F Length to Shoulder
47-008*	8	90	22.2	13.0	38.0	5.2	9.5	12.5
47-009	9	90	22.2	15.6	38.0	5.6	11.1	12.5
47-010	10	90	22.2	15.6	38.0	9.0	5.5	12.5
47-011	11	90	22.2	16.7	38.0	9.0	6.5	12.5
47-012	12	90	22.2	18.8	38.0	9.0	7.5	12.5
47-013	13	90	24.3	20.1	38.0	13.5	7.5	12.5
47-014	14	90	24.3	20.8	38.0	13.5	9.5	12.5
47-015	15	90	24.3	24.3	38.0	13.5	9.5	
47-016	16	136	24.3	24.3	38.0	13.5	10.5	
47-017	17	136	26.7	26.7	38.0	13.5	10.5	
47-018	18	136	27.8	27.8	38.0	13.5	11.0	
47-019	19	136	30.1	30.1	38.0	14.4	12.0	
47-020	20	136	30.1	30.3	41.0	15.0	12.5	
47-021	21	136	31.8	31.8	41.0	15.0	12.5	
47-022	22	136	32.0	32.0	41.0	15.0	13.5	
47-023	23	181	33.3	33.3	44.5	16.0	13.5	
47-024	24	181	36.5	36.5	45.2	19.1	17.5	
47-025	25	181	36.5	36.5	45.2	19.1	17.5	
47-026	26	227	38.1	38.1	50.8	19.1	19.5	
47-027	27	227	37.9	37.9	44.5	20.7	15.2	
47-028*	28	232	38.9	38.9	50.8	20.6	22.0	
47-029*	29	253	41.3	41.3	50.8	21.4	22.0	
47-030	30	272	41.3	41.3	52.4	22.6	22.0	
47-032*	32	272	44.5	44.5	52.4	24.0	22.0	
47-033*	33	282	46.0	46.0	52.4	25.0	22.9	
47-034*	34	286	47.6	47.6	52.4	25.4	22.9	
47-035*	35	286	49.2	49.2	54.0	27.0	22.9	
47-036*	36	286	50.8	50.8	54.0	27.0	22.9	

**NEW
SIZE***

EYE-D
6 Point 1/2" Drive Deep Impact Sockets
METRIC

Product Number	Opening, mm	Weight, g	A Drive End	B Wrench End	C Overall Length	D Bolt Clearance	E Wrench Depth	F Length to Shoulder
47-208*	8	181	22.2	13.0	82.0	5.2	9.5	12.5
47-209	9	181	22.2	15.6	82.0	5.6	11.1	12.5
47-210	10	181	22.3	15.6	82.0	9.5	14.5	12.5
47-211	11	181	22.3	16.7	82.0	10.8	14.5	12.5
47-212	12	181	22.3	18.8	82.0	11.4	14.5	12.5
47-213	13	181	24.4	20.1	82.0	12.5	12.7	12.5
47-214	14	181	24.4	22.2	82.0	13.8	12.7	12.5
47-215	15	188	24.4	24.4	82.0	14.8	12.7	
47-216	16	188	24.4	24.4	82.0	15.6	13.5	
47-217	17	221	26.6	26.6	82.0	16.5	13.5	
47-218	18	245	27.8	27.8	82.0	17.0	14.5	
47-219	19	296	30.1	30.1	82.0	18.0	16.0	
47-220	20	334	31.8	31.8	82.0	19.0	16.0	
47-221	21	330	31.8	31.8	82.0	19.0	16.0	
47-222	22	330	32.0	32.0	82.0	19.0	17.0	
47-223	23	354	33.3	33.3	82.0	20.0	17.5	
47-224	24	350	33.3	33.3	82.0	20.0	17.5	
47-225	25	471	36.5	36.5	83.0	19.1	17.5	
47-226	26	520	38.1	38.1	83.0	19.1	19.8	
47-227	27	451	38.1	38.1	83.0	20.7	38.0	
47-228	28	485	39.7	39.7	88.9	20.7	22.2	
47-229	29	464	41.3	41.3	88.9	27.0	27.9	
47-230	30	499	41.3	41.3	88.9	27.0	27.9	
47-232	32	499	44.5	44.5	88.9	28.4	28.6	
47-234	34	544	50.8	50.8	88.9	33.0	34.3	
47-235	35	544	50.8	50.8	88.9	33.0	34.3	
47-236	36	590	50.8	50.8	88.9	33.0	34.3	





6 Point 1/2" Drive Armstrong Maxx Universal Impact Sockets METRIC

Unique Pinless Reversed Ball design for maximum strength and durability. True 360° rotation of socket end for extended range of motion, long life and smooth operation.

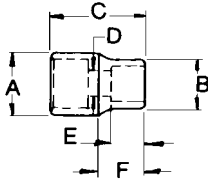
Product Number	Opening, mm	Weight, g	Drive End	Wrench End	Overall Length	Bolt Clearance	Wrench Depth	Length to Shoulder
47-110	10	117.9	24.6	15.5	71.4	25.0	25.0	
47-111	11	122.5	24.6	17.1	71.4	25.0	25.0	
47-112	12	124.7	24.6	18.2	71.4	25.0	25.0	
47-113	13	127.0	24.6	19.1	71.4	25.0	25.0	
47-114	14	136.1	24.6	21.0	71.4	25.0	25.0	
47-115	15	138.3	24.6	22.2	71.4	25.0	25.0	
47-116	16	235.9	31.0	24.2	77.8	25.0	25.0	
47-117	17	240.4	31.0	25.4	77.8	25.0	25.0	
47-118	18	254.0	31.0	27.0	79.4	26.2	26.2	
47-119	19	244.9	31.0	27.0	79.4	26.2	26.2	
47-121	21	274.4	31.0	31.3	80.6	26.2	26.2	
47-122	22	276.7	31.0	32.2	80.6	26.2	26.2	
47-124	24	279.0	31.0	32.9	81.8	26.2	26.2	

NEW!



EYE-D

Impact and Power Sockets, Accessories and Sets

**NEW
 SIZE***

EYE-D
6 Point 3/4" Drive Impact Sockets

Product Number	Opening, Inches	Weight, lbs.	A Drive End	B Wrench End	C Overall Length	D Bolt Clearance	E Wrench Depth	F Length to Shoulder
21-016	1/2	0.62	1.625	1.000	1.812	0.375	0.350	0.563
21-018	9/16	0.62	1.625	1.032	1.812	0.438	0.350	0.563
21-020	5/8	0.65	1.625	1.093	1.812	0.500	0.350	0.563
21-022	11/16	0.62	1.625	1.156	1.875	0.500	0.400	0.563
21-024	3/4	0.63	1.625	1.250	1.875	0.563	0.450	0.563
21-026	13/16	0.71	1.625	1.375	1.907	0.625	0.500	0.563
21-028	7/8	0.74	1.625	1.500	2.000	0.625	0.580	0.563
21-030	15/16	0.75	1.625	1.625	2.000	0.688	0.600	
21-032	1	0.74	1.625	1.625	2.000	0.688	0.750	
21-034	1-1/16	0.76	1.625	1.625	2.062	0.750	0.750	
21-036	1-1/8	0.87	1.625	1.625	2.125	0.875	0.750	
21-038	1-3/16	0.94	1.750	1.875	2.125	1.062	0.750	1.425
21-040	1-1/4	1.10	1.750	2.000	2.125	1.125	0.750	1.425
21-042	1-5/16	1.24	1.750	2.000	2.125	1.125	0.875	1.425
21-044	1-3/8	1.33	1.750	2.125	2.250	1.125	0.875	1.550
21-046	1-7/16	1.44	1.750	2.250	2.250	1.125	0.875	1.550
21-048**	1-1/2	1.59	1.750	2.250	2.250	1.125	1.000	1.550
21-050	1-9/16	1.65	1.750	2.375	2.313	1.125	1.000	1.613
21-052	1-5/8	1.73	1.750	2.438	2.375	1.250	1.000	1.675
21-054	1-11/16	1.79	1.875	2.500	2.375	1.250	1.000	1.675
21-056	1-3/4	1.70	1.875	2.500	2.500	1.250	1.125	1.800
21-058	1-13/16	1.70	1.875	2.625	2.500	1.250	1.125	1.800
21-060	1-7/8	1.80	1.875	2.625	2.625	1.437	1.188	1.925
21-062	1-15/16	2.20	1.875	2.812	2.625	1.437	1.188	1.925
21-064	2	2.40	1.875	2.840	2.750	1.437	1.188	2.050
21-066*	2-1/16	2.45	1.875	2.995	2.750	1.437	1.250	2.050
21-068*	2-1/8	2.50	1.898	2.995	3.043	2.125	1.700	1.990
21-070*	2-3/16	3.00	1.898	3.250	3.000	1.562	1.250	2.300
21-072*	2-1/4	3.30	1.898	3.250	3.125	1.562	1.313	2.425
21-076*	2-3/8	3.50	1.898	3.250	3.483	2.380	2.000	2.360

**Can be used for removal of Budd Wheels.

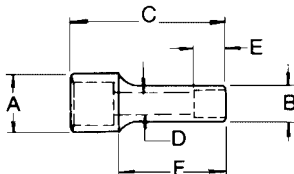
ASME B107.2 Fed'I Spec. GGG-W-660a

6 Point 3/4" Drive Deep Impact Sockets

Product Number	Opening, Inches	Weight, lbs.	A Drive End	B Wrench End	C Overall Length	D Bolt Clearance	E Wrench Depth	F Length to Shoulder
21-218	9/16	1.31	1.625	1.000	3.250	0.421	0.750	0.813
21-220	5/8	1.36	1.625	1.094	3.250	0.484	0.750	0.813
21-222	11/16	1.32	1.625	1.156	3.250	0.484	0.750	0.813
21-224	3/4	1.30	1.625	1.250	3.250	0.546	0.750	0.813
21-226	13/16	1.31	1.625	1.313	3.250	0.609	0.875	0.813
21-228	7/8	1.40	1.625	1.500	3.250	0.671	0.875	0.813
21-230	15/16	1.37	1.625	1.625	3.250	0.671	1.000	
21-232	1	1.30	1.625	1.625	3.250	0.671	1.000	
21-234	1-1/16	1.49	1.625	1.750	3.250	0.703	1.000	2.450
21-236	1-1/8	1.44	1.625	1.750	3.250	0.796	1.000	2.450
21-238	1-3/16	1.60	1.625	1.875	3.250	0.796	1.000	2.450
21-240	1-1/4	1.90	1.750	2.000	3.250	0.828	1.063	2.450
21-242	1-5/16	1.94	1.750	2.000	3.375	0.953	1.063	2.575
21-244	1-3/8	2.03	1.750	2.125	3.500	0.953	1.125	2.700
21-246	1-7/16	2.21	1.750	2.250	3.500	1.061	1.125	2.700
21-248**	1-1/2	2.30	1.750	2.250	3.500	1.078	1.250	2.700
21-250	1-9/16	2.40	1.750	2.395	3.483	1.560	1.250	2.600
21-252	1-5/8	2.44	1.750	2.438	3.500	1.560	1.313	2.700
21-254	1-11/16	3.02	1.875	2.500	3.500	1.560	1.313	2.700
21-256	1-3/4	2.20	1.875	2.500	3.625	1.560	1.375	2.825
21-258	1-13/16	2.20	1.875	2.625	3.625	1.560	1.375	2.825
21-260	1-7/8	2.50	1.875	2.625	3.625	1.560	1.438	2.825
21-262	1-15/16	2.70	1.875	2.812	3.625	1.560	1.428	2.825
21-264	2	2.90	1.875	2.840	3.750	1.560	1.500	2.950

**Can be used for removal of Budd Wheels.

ASME B107.2 Fed'I Spec. GGG-W-660a


EYE-D



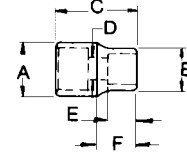

8 Point 3/4" Drive Impact Sockets

Product Number	Opening, Inches	Weight, lbs.	A Drive End	B Wrench End	C Overall Length	D Bolt Clearance	E Wrench Depth	F Length to Shoulder
21-420	5/8	0.58	1.625	1.250	1.875	0.500	0.375	0.750
21-422*	11/16	0.80	1.618	1.343	2.108	0.688	0.700	0.890
21-424	3/4	0.68	1.625	1.500	1.907	0.563	0.400	0.750
21-426**	13/16	0.72	1.625	1.625	2.000	0.625	0.470	
21-428	7/8	0.80	1.625	1.750	1.875	0.609	0.563	1.125
21-430**	15/16	0.87	1.625	1.813	1.875	0.671	0.594	1.125
21-432	1	1.02	1.625	1.938	2.000	1.062	0.625	1.250
21-434	1-1/16	1.10	1.750	2.000	2.000	1.062	0.656	1.250
21-436	1-1/8	1.28	1.750	2.125	2.125	1.062	0.688	1.375
21-438*	1-3/16	1.70	1.898	2.308	2.483	1.180	1.300	1.630
21-440	1-1/4	1.60	1.750	2.375	2.125	1.062	0.688	1.375
21-442*	1-5/16	2.00	1.898	2.498	2.608	1.310	1.400	1.700
21-446	1-7/16	1.98	1.750	2.250	2.250	0.625	0.766	1.500

**Can be used for removal of Budd Wheels
ASME B107.2 Fed'l Spec GGG-W-660a



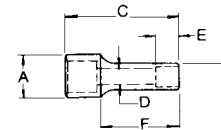
NEW SIZE*



6 Point 3/4" Drive Budd Wheel Socket

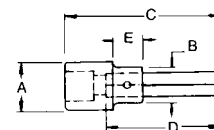
Product Number	Opening, Inches	Weight, lbs.	A Drive End	B Wrench End	C Overall Length	D Bolt Clearance	E Wrench Depth	F Length to Shoulder
21-505	1-1/2x13/16	2.87	1.750	2.250	4.000	1.062	0.656	3.250

Dual opening socket. Square (13/16") opening threads shaft onto wheel; then hex (1-1/2") opening engages and tightens nut.



3/4" Drive Impact Hex Bit Sockets

Product Number	Bit Size, Inches	Weight, lbs.	A Drive End	B Nose Diameter	C Overall Length	D Bit Length	E Length to Shoulder	Bit Part No.
21-718	9/16	0.71	1.05	1.125	3.937	2.312	1.062	94-518
21-719	5/8	0.75	1.15	1.250	3.937	2.312	1.062	94-519
21-721	3/4	0.82	1.60	1.500	4.437	2.500	1.375	94-521
21-723	7/8	0.87	1.90	1.625	4.500	2.625	1.375	94-523
21-725	1	0.93	2.20	1.750	4.625	2.750	1.375	94-525





3/4" Drive Impact Extensions

Product Number	Weight, lbs.	Overall Length
21-923	1.80	7.000
21-924	2.54	10.000
21-925	3.29	13.000

ASME B107.2 Fed'l Spec. GGG-W-660a



3/4" Drive Impact Universal Joint

Product Number	Weight, lbs.	Overall Length	Rotation
21-947	1.21	3.313	25°


ASME B107.2 Fed'l Spec. GGG-W-660a



3/4" Drive Impact Drive Adapters

Product Number	Weight, lbs.	Description	Overall Length
21-951	0.64	3/4" F, 1/2" M	2.094
21-952	0.85	3/4" F, 1" M	2.500
21-953	0.67	3/4" F, 5/8" M	2.125

ASME B107.2 Fed'l Spec. GGG-W-660a



3/4" Drive O-Ring and Retainer Pin

Product Number	Weight, lbs.	Description	Pin Dia
21-962	0.01	1-7/16" Dia. O-Ring	
21-963	0.01	1-1/2" Lg. Retainer Pin	3/16

For use with all 3/4" Drive Impact Sockets and Attachments



3/4" Drive Ret Rings

Product No.	I. D. of Ring	Hub Dia.	Skt.	Use with Armstrong Product
21-964	1-7/16	1-5/8		21-016 through 21-038, 21-218 through 21-238, 21-420 through 21-432, 21-718 through 21-719, 48-019 through 48-030, 48-221 through 48-230, 48-719 through 48-722, 21-923 through 21-953
21-965	1-5/8	1-3/4		21-040 through 21-048, 21-240 through 21-254, 21-434 through 21-466, 21-505, 48-032 through 48-036, 48-232 through 48-241, 48-724 through 48-725, 21-721 through 21-723
21-967	1-3/4	1-7/8		21-052 through 21-064, 21-256 through 21-264, 48-041 through 48-050, 48-726, 21-725





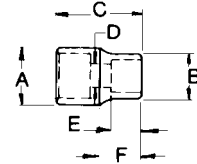
Impact and Power Sockets, Accessories and Sets

6 Point 3/4" Drive Impact Sockets METRIC

Product Number	Opening, mm	Weight, g	A Drive End	B Wrench End	C Overall Length	D Bolt Clearance	E Wrench Depth	F Length to Shoulder
48-017*	17	268	41.3	29.4	47.6	13.9	11.4	19.1
48-019	19	281	41.3	32.5	47.6	14.7	12.7	19.1
48-020	20	300	41.3	35.3	49.2	14.7	14.0	19.1
48-021	21	309	41.3	35.3	49.2	15.5	14.0	19.1
48-022	22	327	41.3	38.5	50.0	17.1	14.0	19.1
48-023	23	335	41.3	41.3	50.8	18.3	15.2	
48-024	24	354	41.3	41.3	50.8	18.3	15.2	
48-025	25	345	41.3	41.3	50.8	18.3	17.5	
48-026	26	349	41.3	41.3	50.8	18.3	17.5	
48-027	27	345	41.3	41.3	50.8	18.3	17.5	
48-028*	28	408	41.3	44.3	54.0	28.0	25.4	35.0
48-030	30	413	41.3	47.6	54.0	27.0	18.2	35.0
48-031*	31	454	41.3	47.6	54.0	31.0	25.4	35.0
48-032	32	454	44.5	50.8	54.0	27.0	19.0	35.0
48-033*	33	454	44.5	50.7	54.0	33.0	25.4	35.0
48-034*	34	480	44.5	50.8	55.6	27.0	20.6	36.6
48-035*	35	499	45.7	53.8	56.8	35.0	30.5	34.0
48-036	36	631	45.7	57.2	57.2	35.0	21.4	38.2
48-037*	37	544	45.7	58.5	56.8	37.0	30.5	34.4
48-038*	38	590	45.7	58.5	56.8	38.0	30.5	34.4
48-041	41	776	45.7	61.9	60.3	31.0	23.8	41.3
48-042*	42	771	48.7	62.5	64.6	42.0	35.6	42.0
48-043*	43	816	48.7	63.3	66.3	43.0	38.1	43.4
48-046	46	980	48.7	69.9	65.0	35.0	25.4	46.0
48-050	50	1125	48.7	74.0	68.2	36.9	27.0	49.2



NEW SIZE



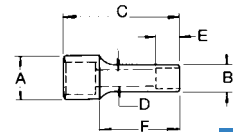
EYE-D

6 Point 3/4" Drive Deep Impact Sockets METRIC

Product Number	Opening, mm	Weight, g	A Drive End	B Wrench End	C Overall Length	D Bolt Clearance	E Wrench Depth	F Length to Shoulder
48-219*	19	499	41.1	31.4	78.6	19.0	38.1	25.4
48-221	21	596	41.3	35.3	82.5	15.5	13.5	19.0
48-222	22	636	41.3	38.3	82.5	17.1	14.3	19.0
48-223	23	630	41.3	41.3	88.9	17.5	15.1	
48-224	24	623	41.3	41.3	88.9	18.6	16.7	
48-226	26	634	41.3	44.5	82.6	25.4	25.4	23.8
48-227	27	677	41.3	44.5	82.6	25.4	25.4	23.8
48-230	30	821	41.3	47.6	88.9	22.6	25.4	69.0
48-232	32	939	44.5	50.8	88.9	25.0	25.4	69.0
48-233*	33	892	44.5	50.8	88.9	27.8	25.4	69.0
48-235*	35	1140	44.5	50.8	88.9	27.8	25.4	69.0
48-236	36	1146	44.5	57.2	88.9	27.8	25.4	69.0
48-238*	38	1043	48.7	58.5	88.9	38.0	58.4	67.0
48-241	41	1279	48.7	61.9	88.9	30.9	31.8	69.0
48-243*	43	1134	48.7	63.3	88.9	43.0	58.4	65.6



NEW SIZE



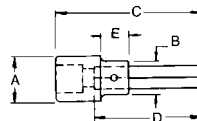
EYE-D

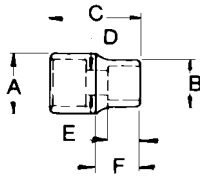
3/4" Drive Impact Hex Bit Sockets METRIC

Product Number	Bit Size, mm	Weight, g	A Drive End	B Nose Diameter	C Overall Length	D Bit Length	E Length to Shoulder	Bit Part No.
48-719	14	470	41.3	28.6	100.0	58.7	27.0	94-619
48-722	17	520	41.3	31.8	101.6	58.7	27.0	94-622
48-724	19	750	44.5	38.1	111.1	63.5	34.9	94-624
48-725	22	850	44.5	41.3	114.3	66.7	34.9	94-625
48-726	24	1000	47.6	44.5	117.5	69.9	34.9	94-626



EYE-D



**NEW
 SIZE***

6 Point 1" Drive Impact Sockets

Product Number	Opening, Inches	Weight, lbs.	A Drive End	B Wrench End	C Overall Length	D Bolt Clearance	E Wrench Depth	F Length to Shoulder
22-024	3/4	1.31	2.125	0.763	2.062	0.546	0.500	0.812
22-026	13/16	1.38	2.125	0.826	2.125	0.609	0.531	0.875
22-028	7/8	1.40	2.125	0.888	2.187	0.671	0.531	0.875
22-030	15/16	1.39	2.125	0.953	2.187	0.671	0.625	0.875
22-032	1	1.48	2.125	1.015	2.250	0.671	0.656	0.875
22-034	1-1/16	1.46	2.125	1.077	2.250	0.703	0.656	0.875
22-036	1-1/8	1.55	2.125	1.133	2.375	0.796	0.687	0.875
22-038	1-3/16	1.54	2.125	1.204	2.437	0.796	0.750	0.875
22-040	1-1/4	1.52	2.125	1.267	2.437	0.828	0.812	0.875
22-042	1-5/16	1.64	2.125	2.125	2.562	0.953	0.843	
22-044	1-3/8	1.84	2.250	2.250	2.562	0.953	0.843	
22-046	1-7/16	1.84	2.250	2.250	2.562	1.015	0.843	
22-048**	1-1/2	1.99	2.250	2.312	2.625	1.078	0.875	1.750
22-050	1-9/16	1.91	2.250	2.375	2.625	1.078	0.875	1.750
22-052	1-5/8	2.04	2.250	2.437	2.625	1.140	0.875	1.750
22-054	1-11/16	2.16	2.250	2.500	2.687	1.203	1.000	1.812
22-056**	1-3/4	2.33	2.250	2.625	2.687	1.203	1.000	1.812
22-058	1-13/16	2.60	2.250	2.750	2.750	1.265	1.000	1.875
22-060	1-7/8	2.66	2.250	2.750	2.875	1.328	1.093	2.000
22-062	1-15/16	2.86	2.250	2.875	2.875	1.328	1.093	2.000
22-064	2	3.13	2.250	3.000	2.937	1.390	1.093	2.062
22-066	2-1/16	3.24	2.250	3.000	3.062	1.453	1.218	2.187
22-068	2-1/8	3.64	2.375	3.125	3.125	1.453	1.218	2.250
22-070	2-3/16	3.94	2.375	3.250	3.125	1.453	1.218	2.250
22-072	2-1/4	3.91	2.375	3.250	3.250	1.515	1.312	2.375
22-074	2-5/16	4.33	2.375	3.375	3.312	1.578	1.312	2.500
22-076	2-3/8	4.72	2.375	3.500	3.312	1.578	1.312	2.500
22-078	2-7/16	4.87	2.375	3.500	3.500	1.703	1.375	2.625
22-080	2-1/2	5.40	2.375	3.750	3.500	1.703	1.375	2.625
22-082	2-9/16	6.11	2.375	3.750	3.500	1.765	1.375	2.625
22-084	2-5/8	6.63	2.375	3.750	3.687	1.828	1.468	2.812
22-086	2-11/16	6.27	2.375	4.000	3.687	1.828	1.468	2.812
22-088	2-3/4	6.26	2.375	4.000	3.687	1.890	1.500	2.812
22-090	2-13/16	6.28	2.375	4.000	3.875	1.953	1.625	3.000
22-092	2-7/8	6.37	2.375	4.000	3.937	1.953	1.625	3.062
22-094	2-15/16	6.74	2.375	4.125	3.937	1.953	1.625	3.062
22-096	3	7.30	2.375	4.250	4.062	2.140	1.718	3.187
22-100	3-1/8	7.76	2.375	4.375	4.125	2.140	1.718	3.250
22-104	3-1/4	8.51	2.375	4.500	4.125	2.140	1.718	3.250
22-108	3-3/8	9.20	2.375	4.750	4.500	2.390	1.937	3.375
22-112	3-1/2	9.28	2.375	4.750	4.500	2.390	1.937	3.375
22-116	3-5/8	10.33	2.375	5.000	4.500	2.390	1.937	3.375
22-118*	3-7/8	12.20	3.248	5.103	5.235	2.870	2.400	3.810
22-120*	4	14.90	3.248	5.243	5.360	2.870	2.510	3.900
22-122*	4-1/8	15.40	3.248	5.383	5.360	2.870	2.600	3.860
22-124*	4-1/4	16.20	3.248	5.523	5.485	2.870	2.740	3.940
22-126*	4-1/2	17.40	3.248	5.803	5.610	3.100	2.830	3.990

**Can be used for removal of Budd Wheels.

ASME B107.2

Fed'l Spec. GGG-W-660a





6 Point 1" Drive Deep Impact Sockets

Product Number	Opening, Inches	Weight, lbs.	A Drive End	B Wrench End	C Overall Length	D Bolt Clearance	E Wrench Depth	F Length to Shoulder
22-228	7/8	2.72	2.000	1.531	3.250	0.671	0.562	0.937
22-230	15/16	2.68	2.000	1.593	3.250	0.671	0.625	0.937
22-232	1	2.84	2.000	1.750	3.250	0.671	0.625	0.937
22-234	1-1/16	2.79	2.000	1.750	3.250	0.703	0.656	0.937
22-236	1-1/8	2.95	2.125	1.812	3.250	0.796	0.678	0.937
22-238	1-3/16	2.91	2.125	1.875	3.250	0.796	0.750	0.937
22-240	1-1/4	2.86	2.125	2.000	3.250	0.828	0.750	0.937
22-242	1-5/16	3.07	2.125	2.125	3.500	0.953	0.843	
22-244	1-3/8	3.42	2.250	2.125	3.500	0.953	0.843	0.937
22-246	1-7/16	3.43	2.250	2.250	3.500	1.015	0.843	
22-248**	1-1/2	3.68	2.250	2.312	3.500	1.078	0.875	2.625
22-250	1-9/16	3.51	2.250	2.375	3.500	1.078	0.875	2.625
22-252	1-5/8	3.73	2.250	2.437	3.500	1.140	0.875	2.625
22-254	1-11/16	3.93	2.250	2.500	3.750	1.203	1.000	2.875
22-256**	1-3/4	4.24	2.250	2.625	3.750	1.203	1.000	2.875
22-258	1-13/16	4.71	2.250	2.750	3.750	1.265	1.000	2.875
22-260	1-7/8	4.79	2.250	2.750	4.000	1.328	1.093	3.125
22-262	1-15/16	5.12	2.250	2.875	4.000	1.328	1.093	3.125
22-264	2	5.57	2.250	3.000	4.000	1.359	1.093	3.125
22-266	2-1/16	5.73	2.250	3.000	4.250	1.453	1.218	3.375
22-268	2-1/8	6.41	2.375	3.125	4.250	1.453	1.218	3.375
22-270	2-3/16	6.90	2.375	3.250	4.250	1.515	1.218	3.375
22-272	2-1/4	6.80	2.375	3.250	4.500	1.578	1.312	3.625
22-274	2-5/16	7.49	2.375	3.375	4.500	1.578	1.312	3.625
22-276	2-3/8	8.07	2.375	3.500	4.500	1.578	1.312	3.625
22-282*	2-9/16	4.70	2.733	3.708	4.858	2.560	3.300	3.690
22-288*	2-3/4	4.70	2.713	3.828	5.108	2.750	3.500	3.900

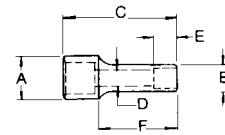
**Can be used for removal of Budd Wheels. ASME B107.2 Fed'I Spec. GGG-W-660a

4 Point 1" Drive Impact Sockets

Product Number	Opening, Inches	Weight, lbs.	A Drive End	B Wrench End	C Overall Length	D Bolt Clearance	E Wrench Depth	F Length to Shoulder
22-424	3/4	1.61	2.125	1.878	2.250	0.546	0.500	1.000
22-426	13/16	1.57	2.125	1.940	2.250	0.609	0.500	1.000
22-428	7/8	1.60	2.125	2.000	2.250	0.609	0.531	1.000
22-430**	15/16	1.69	2.125	2.125	2.500	0.672	0.594	
22-432	1	1.71	2.125	2.125	2.500	0.671	0.593	
22-436	1-1/8	1.99	2.250	2.250	2.500	0.796	0.750	

ASME B107.2 Fed'I Spec. GGG-W-660a
**8 point

NEW SIZE



NEW SIZE



Impact and Power Sockets, Accessories and Sets

NEW!

6 Point 1" Drive Impact Sockets

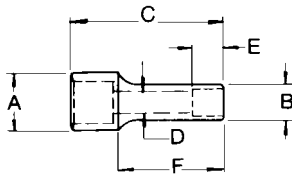
Product Number	Opening, mm	Weight, g	A Drive End	B Wrench End	C Overall Length	D Bolt Clearance	E Wrench Depth	F Length to Shoulder
49-019	19	499	50.9	36.5	56.8	19.1	12.7	16.7
49-022	22	499	50.9	38.8	57.5	19.1	13.7	16.7
49-024	24	499	50.9	39.6	57.5	19.1	14.7	17.8
49-027	27	544	50.9	44.3	64.6	20.3	17.8	20.3
49-028	28	590	50.9	45.7	64.6	20.3	19.1	21.6
49-030	30	680	52.5	52.5	67.8	25.4	19.1	
49-032	32	680	52.5	52.5	67.8	25.4	19.1	
49-033	33	680	52.5	52.5	67.8	25.4	19.1	
49-036	36	726	53.5	57.0	67.8	36.1	27.9	44.3
49-041	41	816	56.7	63.3	67.8	41.0	30.5	43.4
49-046	46	1043	61.4	69.7	67.8	46.0	38.1	43.0
49-050	50	1224	61.4	75.5	75.8	50.0	38.1	49.3
49-055	55	1587	61.4	82.4	80.5	55.0	40.6	52.0
49-060	60	1678	61.4	88.7	81.8	60.0	43.2	51.4
49-065	65	2086	69.4	94.2	83.8	65.0	43.2	54.2

ASME B107.2 Fed'I Spec. GGG-W-660a

6 Point 1" Drive Budd Wheel Socket

Product Number	Opening, Inches	Weight, lbs.	A Drive End	B Wrench End	C Overall Length	D Bolt Clearance	E Wrench Depth	F Length to Shoulder
22-505	1-1/2x13/16	3.56	2.250	2.312	4.000	0.750	0.291	3.313

Double opening socket. Square (13/16") opening threads shaft onto wheel; then hex (1-1/2") opening engages and tightens nut.





1" Drive Impact Extensions

Product Number	Weight, lbs.	Overall Length
22-923	3.50	7.000
22-925	6.85	13.000

ASME B107.2 Fed'l Spec. GGG-W-660a



1" Drive Impact Universal Joint

Product Number	Weight, lbs.	Overall Length	Rotation
22-947	2.71	4.438	25°

ASME B107.2 Fed'l Spec. GGG-W-660a



1" Drive Impact Drive Adapter


Product Number	Weight, lbs.	Description	Overall Length
22-951	1.79	1" F, 3/4" M	3.000
22-952	2.03	1" F, 1-1/2" M	3.563



1" Drive O-Ring and Retainer Pin


Product Number	Weight, lbs.	Description	Pin Dia.
22-962	0.01	1-3/4" Dia. O-Ring	
22-963	0.02	1-7/8" Lg. Retainer Pin	3/16"

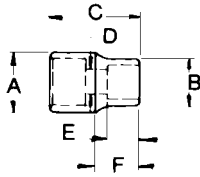
For use with all 1" Drive Impact Sockets and Attachments



1" Drive Ret Rings

Product Number	I. D. of Ring	Hub Dia. Skt.	Use with Armstrong Product
22-964	2	2-1/8	22-024 through 22-042, 22-228 through 22-242, 22-424 through 22-432, 22-954
22-965	2-1/8	2-1/4 & 2-3/8	22-044 through 22-116, 22-244 through 22-276, 22-436, 22-505 22-923 through 22-952



**NEW
 SIZE***

6 Point 1-1/2" Drive Impact Sockets

Product Number	Opening, Inches	Weight, lbs.	A Drive End	B Wrench End	C Overall Length	D Bolt Clearance	E Wrench Depth	F Length to Shoulder
23-044	1-3/8	4.75	3.250	2.750	3.125	0.953	0.800	1.125
23-046	1-7/16	4.71	3.250	2.750	3.125	1.016	0.900	1.125
23-048	1-1/2	4.71	3.250	2.875	3.125	1.078	0.950	1.125
23-050*	1-9/16	4.50	3.250	2.875	3.220	1.300	1.000	1.200
23-052	1-5/8	4.76	3.250	3.000	3.125	1.141	1.125	1.125
23-054	1-11/16	4.73	3.250	3.000	3.125	1.203	1.125	1.125
23-056*	1-3/4	4.90	3.250	3.125	3.310	1.300	1.110	1.400
23-058	1-13/16	4.95	3.250	3.125	3.310	1.266	1.250	1.500
23-060	1-7/8	4.80	3.250	3.125	3.500	1.328	1.250	1.500
23-062*	1-15/16	4.90	3.250	3.125	3.625	1.300	1.220	1.600
23-064	2	5.25	3.250	3.250	3.625	1.516	1.300	1.750
23-066	2-1/16	5.76	3.250	3.500	3.625	1.516	1.375	2.375
23-068	2-1/8	5.87	3.250	3.500	3.625	1.516	1.420	2.375
23-070	2-3/16	6.05	3.250	3.500	3.625	1.516	1.500	2.375
23-072	2-1/4	0.65	3.250	3.750	3.940	1.578	1.500	2.700
23-074*	2-5/16	6.70	3.750	3.750	3.940	2.310	2.100	
23-076	2-3/8	7.61	3.750	3.750	4.125	1.578	1.750	
23-078	2-7/16	8.01	3.750	3.750	4.125	1.703	1.750	
23-080	2-1/2	8.15	3.750	3.750	4.125	1.766	1.750	
23-082	2-9/16	7.91	3.750	4.000	4.125	1.766	1.750	3.000
23-084	2-5/8	8.54	3.750	4.000	4.250	1.828	1.750	3.000
23-086*	2-11/16	7.90	3.750	4.098	4.280	2.680	2.400	3.000
23-088	2-3/4	8.52	3.750	4.218	4.375	1.891	2.000	3.000
23-090*	2-13/16	8.60	3.750	4.218	4.375	2.810	2.500	3.000
23-092	2-7/8	9.72	3.750	4.375	4.500	1.953	2.500	3.250
23-094	2-15/16	9.72	3.750	4.500	4.500	1.953	2.500	3.250
23-096	3	9.95	3.750	4.500	4.625	2.141	2.625	3.375
23-098*	3-1/16	11.00	3.750	4.750	4.655	3.060	2.700	3.625
23-100	3-1/8	11.24	3.750	4.750	4.655	2.141	2.700	3.625
23-102*	3-3/16	11.00	3.750	4.718	4.750	3.180	2.800	3.180
23-104*	3-1/4	12.00	3.750	5.000	4.830	3.250	2.800	3.190
23-106*	3-5/16	12.00	3.750	5.000	4.890	3.310	2.900	3.250
23-108	3-3/8	11.87	3.750	5.000	4.625	2.391	2.500	3.425
23-110*	3-7/16	12.00	3.750	5.000	4.985	3.430	3.000	3.340
23-112	3-1/2	12.42	3.750	5.000	5.000	2.391	3.000	3.800
23-114*	3-9/16	12.00	3.750	5.100	5.125	3.560	3.100	3.450
23-116	3-5/8	16.27	3.750	5.250	5.125	2.438	3.100	3.925
23-118*	3-11/16	12.50	3.750	5.200	5.250	3.680	3.100	3.550
23-120	3-3/4	15.51	3.750	5.500	5.250	2.625	2.420	4.050
23-122*	3-13/16	17.00	3.750	5.500	5.370	2.500	2.420	3.580
23-124	3-7/8	14.77	3.750	5.500	5.370	2.750	2.510	4.170
23-126*	3-15/16	20.00	3.750	5.750	5.480	2.600	2.510	3.620
23-128	4	17.19	3.750	5.750	5.480	2.875	2.510	4.280
23-130*	4-1/16	20.00	3.750	5.750	5.530	2.700	2.600	3.670
23-132	4-1/8	16.92	3.750	5.750	5.530	2.875	2.610	4.330
23-134*	4-3/16	21.00	3.750	6.000	5.600	2.800	2.630	3.670
23-136	4-1/4	20.08	3.750	6.000	5.600	3.125	2.760	4.400
23-138*	4-5/16	23.00	3.750	6.000	5.765	2.800	2.760	3.830
23-140*	4-3/8	23.00	3.750	6.203	5.765	2.800	2.760	3.770
23-142*	4-7/16	23.00	3.750	6.203	5.835	2.900	2.810	3.840
23-144	4-1/2	29.40	3.750	6.250	6.000	3.125	2.850	4.800
23-148	4-5/8	28.30	3.750	6.250	6.000	3.313	3.010	4.800
23-152*	4-3/4	24.00	3.750	6.380	6.140	3.200	3.030	4.100
23-160	5	30.82	3.750	7.250	7.000	3.531	3.125	5.800

ASME B107.2 Fed'I Spec GGG-W-660a





6 Point 1-1/2" Drive Deep Impact Sockets

Product Number	Opening, Inches	Weight, lbs.	A Drive End	B Wrench End	C Overall Length	D Bolt Clearance	E Wrench Depth	F Length to Shoulder
23-244	1-3/8	10.00	3.250	2.748	5.655	1.080	0.800	0.850
23-246	1-7/16	10.00	3.250	2.748	5.655	1.080	0.880	0.900
23-248	1-1/2	10.00	3.250	2.873	5.655	1.080	0.940	0.950
23-252	1-5/8	10.00	3.250	2.998	5.655	1.080	1.070	1.100
23-254	1-11/16	10.00	3.250	2.998	5.655	1.340	1.070	1.100
23-256	1-3/4	10.00	3.250	3.123	5.655	1.400	1.120	1.200
23-258	1-13/16	10.00	3.250	3.123	5.655	1.450	1.150	1.600
23-260	1-7/8	10.00	3.250	3.125	5.655	1.500	1.200	1.600
23-264	2	10.00	3.270	3.270	5.655	1.600	1.260	
23-266	2-1/16	10.00	3.270	3.270	5.655	1.680	1.310	
23-268	2-1/8	10.00	3.498	3.498	5.655	1.720	1.360	
23-270	2-3/16	10.00	3.498	3.498	5.655	1.800	1.380	
23-272	2-1/4	12.50	3.748	3.748	6.030	2.100	1.420	
23-274	2-5/16	12.50	3.748	3.748	6.030	2.100	1.470	
23-276	2-3/8	12.50	3.748	3.748	6.030	2.100	1.510	
23-278	2-7/16	13.00	3.748	3.823	6.030	2.100	1.580	4.740
23-280	2-1/2	13.00	3.748	3.873	6.030	2.100	1.590	4.710
23-282	2-9/16	13.00	3.748	3.998	6.030	2.100	1.620	4.670
23-284	2-5/8	13.00	3.748	3.998	6.030	2.100	1.670	4.670
23-286	2-11/16	13.50	3.748	4.048	6.030	2.100	1.700	4.640
23-288	2-3/4	14.00	3.748	4.218	6.030	2.100	1.760	4.610
23-290	2-13/16	14.50	3.748	4.218	6.280	2.200	1.790	4.860
23-292	2-7/8	16.50	3.748	4.478	6.280	2.200	1.820	4.780
23-294	2-15/16	17.00	3.748	4.478	6.280	2.300	1.850	4.780
23-296	3	18.00	3.748	4.718	6.280	2.300	2.000	4.710
23-298	3-1/16	18.00	3.748	4.718	6.280	2.300	2.000	4.710
23-300	3-1/8	18.00	3.748	4.718	6.280	2.500	2.010	4.710
23-302	3-3/16	18.00	3.748	4.718	6.405	2.500	2.010	4.840
23-304	3-1/4	20.00	3.748	4.978	6.405	2.500	2.050	4.760
23-306	3-5/16	20.00	3.748	4.978	6.405	2.500	2.100	4.760
23-308	3-3/8	20.00	3.748	4.978	6.405	2.500	2.130	4.760
23-310	3-7/16	20.00	3.748	4.978	6.405	2.500	2.170	4.760
23-312	3-1/2	20.00	3.748	5.098	6.405	2.500	2.260	4.730
23-314	3-9/16	20.00	3.748	5.098	6.405	2.500	2.260	4.730
23-316	3-5/8	22.00	3.748	5.198	6.780	2.500	2.290	5.080
23-318	3-11/16	22.00	3.748	5.198	6.780	2.500	2.340	5.080
23-320	3-3/4	25.00	3.748	5.468	6.780	2.500	2.380	5.000
23-322	3-13/16	25.00	3.748	5.498	6.780	2.500	2.420	4.990
23-324	3-7/8	26.00	3.748	5.498	7.030	2.500	2.510	5.240
23-326	3-15/16	28.00	3.748	5.748	7.030	2.600	2.510	5.170
23-328	4	28.00	3.748	5.748	7.030	2.600	2.510	5.170
23-330	4-1/16	28.00	3.748	5.748	7.030	2.700	2.600	5.170
23-332	4-1/8	35.00	3.748	5.998	7.780	2.800	2.600	5.850
23-334	4-3/16	35.00	3.748	5.998	7.780	2.800	2.630	5.850
23-336	4-1/4	35.00	3.748	5.998	7.780	2.800	2.760	5.850
23-338	4-5/16	35.00	3.748	6.003	7.780	2.800	2.760	5.840
23-340	4-3/8	37.00	3.748	6.203	7.780	2.800	2.760	5.790
23-344	4-1/2	37.00	3.748	6.203	7.780	3.000	2.840	5.790
23-348	4-5/8	37.00	3.748	6.378	7.780	3.200	3.010	5.740
23-352	4-3/4	37.00	3.748	6.378	7.780	3.200	3.010	5.740

NEW!



Impact and Power Sockets, Accessories and Sets

1-1/2" Drive Impact Extensions

Product Number	Weight, lbs.	Overall Length
23-924	8.75	8.000
23-928	15.20	15.000

ASME B107.2 Fed'I Spec GGG-W-660a



1-1/2" Drive Impact Universal Joint



Product Number	Weight, lbs.	Overall Length	Rotation
23-947	5.38	6.000	25°

ASME B107.2 Fed'I Spec GGG-W-660a

1-1/2" Drive Impact Drive Adapter



Product Number	Weight, lbs.	Description	Overall Length
23-951	5.35	1-1/2" F, 1" M	3.437

ASME B107.2 Fed'I Spec. GGG-W-660a


1-1/2" Drive O-Ring and Retainer Pin



Product Number	Weight, lbs.	Description	Pin Dia.
23-962	0.01	2-7/8" Dia. O-Ring	
23-963	0.02	2-7/8" Lg. Retainer Pin	1/4"

For use with all 1-1/2" Drive Impact Sockets and Attachments

1-1/2" Drive Ret Rings



Product Number	I.D. of Ring	Hub Dia. Skt	Use With Armstrong Product
23-964	2-7/8	3-1/4	23-044 through 23-160, 23-924 through 23-951



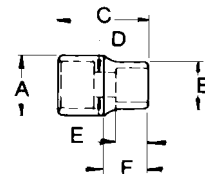
2-1/2" Drive

6 Point 2-1/2" Drive Impact Sockets*

Product Number	Opening, Inches	Weight, lbs.	A Drive End	B Wrench End	C Overall Length	D Bolt Clearance	E Wrench Depth	F Length to Shoulder
24-064	2	20.0	5.394	3.661	5.118	2.000	1.181	2.205
24-068	2 1/8	20.2	5.394	3.740	5.118	2.125	1.181	2.205
24-072	2 1/4	20.5	5.394	3.858	5.118	2.250	1.181	2.205
24-076	2 3/8	20.9	5.394	3.937	5.118	2.375	1.378	2.205
24-084	2 5/8	21.3	5.394	4.173	5.118	2.625	1.575	2.205
24-088	2 3/4	21.1	5.394	4.331	5.118	2.750	1.575	2.205
24-094	2 15/16	21.1	5.394	4.646	5.118	2.938	1.772	2.205
24-096	3	20.9	5.394	4.724	5.118	3.000	1.772	2.205
24-100	3 1/8	20.9	5.394	4.961	5.118	3.125	1.772	2.205
24-104	3 1/4	20.7	5.394	5.039	5.118	3.250	1.969	2.205
24-108	3 3/8	20.7	5.394	5.236	5.118	3.375	1.969	2.205
24-112	3 1/2	23.1	5.394	5.591	5.512	3.500	1.969	3.543
24-116	3 5/8	24.2	5.394	5.709	5.512	3.625	2.165	3.543
24-120	3 3/4	24.2	5.394	5.827	5.512	3.750	2.165	3.543
24-124	3 7/8	25.3	5.394	5.945	5.512	3.875	2.165	3.543
24-128	4	25.3	5.394	6.102	5.512	4.000	2.165	3.543
24-132	4 1/8	26.4	5.394	6.220	5.906	4.125	2.362	3.937
24-136	4 1/4	27.5	5.394	6.417	5.906	4.250	2.559	3.937
24-140	4 3/8	28.6	5.394	6.575	5.906	4.375	2.559	3.937
24-144	4 1/2	29.7	5.394	6.772	5.906	4.500	2.559	3.937
24-148	4 5/8	35.2	6.299	7.008	5.906	4.625	2.756	3.937
24-152	4 3/4	36.3	6.299	7.126	5.906	4.750	2.756	3.937
24-156	4 7/8	40.7	6.299	7.323	5.906	4.875	2.953	3.937
24-160	5	45.1	6.299	7.480	6.693	5.000	2.953	4.724
24-164	5 1/8	46.2	6.299	7.677	6.693	5.125	3.150	4.724
24-168	5 1/4	48.4	6.299	7.874	6.693	5.250	3.150	4.724
24-172	5 3/8	50.7	6.299	8.031	6.693	5.375	3.150	4.724
24-176	5 1/2	52.9	6.299	8.189	6.693	5.500	3.150	4.724
24-184	5 3/4	55.1	6.299	8.504	6.693	5.750	3.150	4.724
24-196	6 1/8	60.6	6.299	8.819	7.087	6.125	3.543	5.000
24-208	6 1/2	72.2	6.299	9.252	7.087	6.500	3.543	5.000
24-220	6 7/8	79.6	6.299	9.724	7.087	6.875	3.543	5.000
24-244	7 5/8	110.3	6.299	10.591	8.858	7.625	4.724	6.772
24-256	8	113.3	6.299	10.984	8.858	8.000	4.724	6.772

*Made in Sweden

ASME B107.2 Fed'l Spec. GGG-W-660a

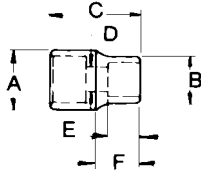


Impact and Power Sockets, Accessories and Sets

2-1/2" Drive O-Rings and Retainer Pin

Product Number	Weight, lbs.	Description	For Use with Sockets No.
24-961	0.02	4-1/2" I.D. O-Ring	24-088 to 24-152
24-962	0.03	5-1/2" I.D. O-Ring	24-172 to 24-256
24-963	0.05	4-1/2" Lg. Retainer Pin	24-088 to 24-256



No. 5 Spline Drive Impact Sockets*


Product Number	Opening, Inches	Weight, lbs.	A Drive End	B Wrench End	C Overall Length	D Bolt Clearance	E Wrench Depth	F Length to Shoulder
17-434	1-1/16	1.50	2.362	1.693	3.150	0.906	0.709	0.906
17-436	1-1/8	1.60	2.362	1.811	3.150	1.063	0.787	0.748
17-440	1-1/4	1.60	2.362	1.969	3.150	1.063	0.827	0.551
17-442	1-5/16	1.70	2.362	2.087	3.150	1.063	0.866	0.374
17-444	1-3/8	1.80	2.362	2.165	3.150	1.102	0.906	0.276
17-446	1-7/16	1.90	2.362	2.244	3.150	1.181	0.945	0.157
17-448	1-1/2	2.00	2.362	2.323	3.150	1.220	0.984	0.098
17-452	1-5/8	2.10	2.362	2.520	3.150	1.378	1.181	2.362
17-454	1-11/16	2.20	2.362	2.598	3.937	1.654	1.260	3.150
17-456	1-3/4	2.40	2.362	2.756	3.937	1.732	1.260	3.150
17-458	1-13/16	2.60	2.362	2.835	3.937	1.811	1.339	3.150
17-460	1-7/8	2.70	2.362	2.913	3.937	1.850	1.339	3.150
17-464	2	3.10	2.362	3.071	3.937	2.008	1.417	3.150
17-468	2-1/8	3.60	2.362	3.228	3.937	2.087	1.417	3.150
17-470	2-3/16	3.90	2.362	3.307	3.937	2.165	1.496	3.150
17-472	2-1/4	4.00	2.362	3.425	4.331	2.244	1.654	3.543
17-474	2-5/16	4.30	2.362	3.465	4.331	2.283	1.654	3.543
17-476	2-3/8	4.70	3.150	3.543	4.331	2.362	1.732	3.543
17-480	2-1/2	5.40	3.150	3.701	4.724	2.480	1.850	3.937
17-482	2-9/16	6.10	3.150	3.819	4.724	2.559	1.850	3.937
17-484	2-5/8	6.20	3.150	3.898	4.724	2.598	1.850	3.937
17-488	2-3/4	6.50	3.150	4.055	4.724	2.756	1.850	3.937
17-496	3	7.30	3.150	4.370	5.118	2.992	2.087	4.331

*Made in Sweden

ASME B107.2 Fed'I Spec. GGG-W-660a

No. 5 Spline Impact Extension*


Product Number	Weight, lbs.	Drive End O.D.	Overall Length
17-592	3.50	2.362	7.000

*Made in Sweden

ASME B107.2 Fed'I Spec. GGG-W-660a

No. 5 Spline Impact Universal Joint*


Product Number	Weight, lbs.	Drive End O.D.	Overall Length	Rotation
17-596	2.80	2.362	7.087	25°

*Made in Sweden

ASME B107.2 Fed'I Spec. GGG-W-660a

Impact Adapter #5F, 1" M*


Product Number	Weight, lbs.	Drive End O.D.	Overall Length
17-598	1.90	2.362	3.500

*Made in Sweden

ASME B107.2 Fed'I Spec. GGG-W-660a

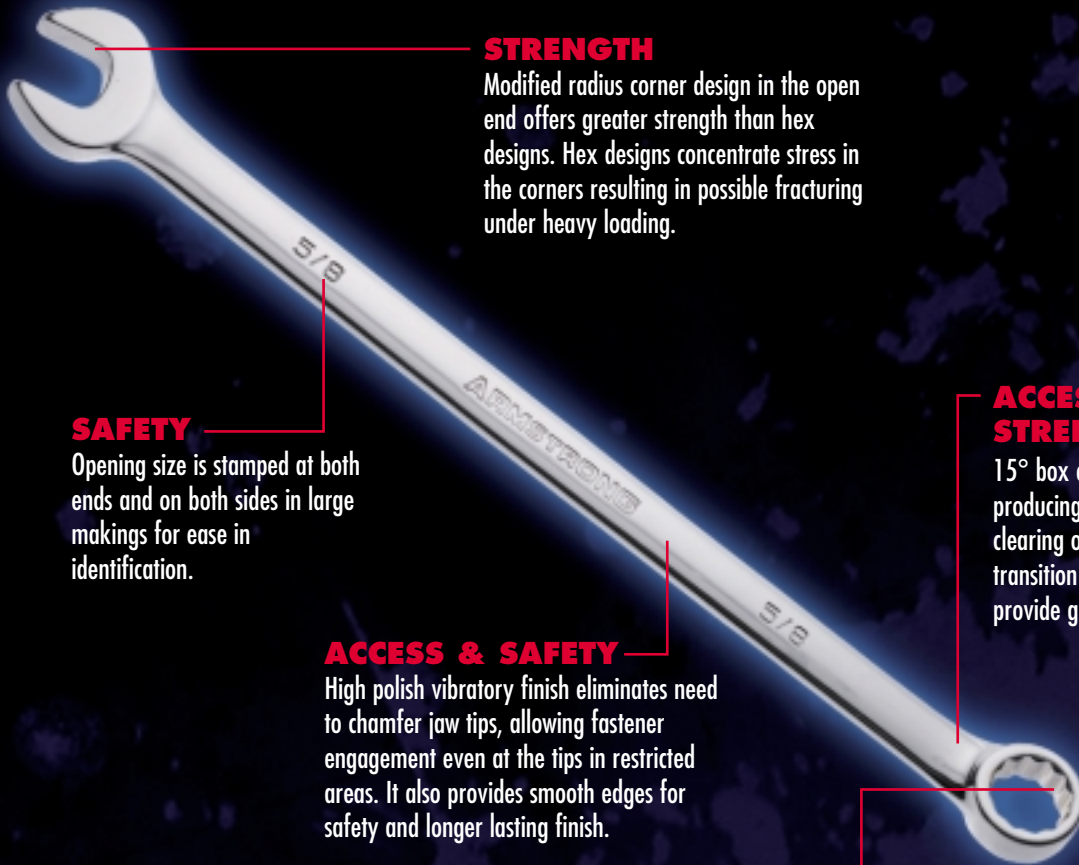




NOTES:

THE PERFORMAN

STRENGTH SPEED



STRENGTH

Modified radius corner design in the open end offers greater strength than hex designs. Hex designs concentrate stress in the corners resulting in possible fracturing under heavy loading.

SAFETY

Opening size is stamped at both ends and on both sides in large makings for ease in identification.

ACCESS & STRENGTH

15° box end offset is coined, producing a true 15° offset for clearing obstructions. The shank transition area is also reinforced to provide greater strength.

ACCESS & SAFETY

High polish vibratory finish eliminates need to chamfer jaw tips, allowing fastener engagement even at the tips in restricted areas. It also provides smooth edges for safety and longer lasting finish.

ACCESS

The extra wide jaw capacity (6"–12" wrenches) opens up 25% wider than standard adjustable wrenches, allowing each wrench to work with a wider range of fasteners.

STRENGTH & SAFETY

Radius corner design in the box end engages the flats of the fastener, not the corners, providing 15%-20% more torque. Also prevents rounding of fasteners and enhances the turning of worn, rounded fasteners—extending fastener life and reducing chance of slippage.



SAFETY

The hex jaw design allows for a more secure fit to the fastener, reducing the chance of slippage.

SAFETY

Handle design is up to 70% wider, for more comfort, reducing pressure on the hand and lessening hand fatigue.

CE DIFFERENCE

ACCESS SAFETY



STRENGTH

Maximum torque design. Surface conforming drive notches in the open end grip the flats of the fastener providing up to 25% more torque than conventional designs.

STRENGTH

One-piece design and construction will not split apart like traditional ratcheting box wrenches.

SPEED

Ratcheting box end with reversing lever speeds the removal and installation of fasteners.

STRENGTH

Closed head designs on ratcheting box end adds strength by reducing dirt and debris infiltration.

ACCESS

Requires as little as 5° ratcheting arc.



SPEED & ACCESS

72-tooth precision machined steel insert creates a short ratcheting arc, allowing fastener to be turned even in confined areas. Fine action ratcheting movement increases productivity.



ACCESS

Small head design works well in tight areas allowing easier fastener access. Standard width beam allows wrench to be turned easily.

SECTION 6 CONTENTS

Ratcheting Combination Wrenches

Combination Wrenches

Flex Head Combination Wrenches

Double Open-End Wrenches

Double Box-End Wrenches
15° and 45°

Open End Angle Wrenches

Tappet Wrenches

Pump Pattern Wrenches

Ratcheting Box Wrenches

Flarenut Wrenches

Adjustable Wrenches

Industrial Finish Wrenches

Structural and
Construction Wrenches

Striking Wrenches

Spanner Wrenches

Slugging Wrenches

Pipe Tools

SAFETY NOTICE

ALWAYS PULL ON A WRENCH, NEVER PUSH.
NEVER USE CHEATER BARS/EXTENSIONS.
NEVER SUBSTITUTE METRIC FOR FRACTIONAL TOOLS.



NEW!
Set 28-900
7 Pc. Reversible Ratcheting Wrench Set

Approximate Weight, 2.5 lbs.

Product Number	Opening, Inches	Product Number	Opening, Inches
28-812	3/8	28-820	5/8
28-814	7/16	28-822	11/16
28-816	1/2	28-824	3/4
28-818	9/16		

Vinyl Roll

29-432

NEW!
Set 28-901
7 Pc. (Tray) Reversible Ratcheting Wrench Set

Approximate Weight, 2.5 lbs.

Product Number	Opening, Inches	Product Number	Opening, Inches
28-812	3/8	28-820	5/8
28-814	7/16	28-822	11/16
28-816	1/2	28-824	3/4
28-818	9/16		

NEW!
Set 54-950
10 Pc. Reversible Ratcheting Wrench Set
METRIC

Approximate Weight, 3.65 lbs. (1,656 g)

Product Number	Opening, mm	Product Number	Opening, mm
54-810	10	54-815	15
54-811	11	54-816	16
54-812	12	54-817	17
54-813	13	54-818	18
54-814	14	54-819	19

Vinyl Roll

5460901






Set 25-661
7 Pc. (Roll) Combination Ratcheting Wrench Set

Approximate Weight, 2.6 lbs.

Product Number	Opening, Inches	Product Number	Opening, Inches
25-812	3/8	25-820	5/8
25-814	7/16	25-822	11/16
25-816	1/2	25-824	3/4
25-818	9/16		

Vinyl Roll
29-432



Set 25-662
7 Pc. (Tray) Combination Ratcheting Wrench Set

Approximate Weight, 2.6 lbs.

Product Number	Opening, Inches	Product Number	Opening, Inches
25-812	3/8	25-820	5/8
25-814	7/16	25-822	11/16
25-816	1/2	25-824	3/4
25-818	9/16		



Set 25-667
10 Pc. (Roll) Combination Ratcheting Wrench Set

Approximate Weight, 2.9 lbs.

Product Number	Opening, Inches	Product Number	Opening, Inches
25-808	1/4	25-816	1/2
25-810	5/16	25-818	9/16
25-811	11/32	25-820	5/8
25-812	3/8	25-822	11/16
25-814	7/16	25-824	3/4

Vinyl Roll
29-451



Set 52-667 METRIC
10 Pc. (Roll) Combination Ratcheting Wrench Set


Approximate Weight, 3.85 lbs. (1,746 g)

Product Number	Opening, mm	Product Number	Opening, mm
52-810	10	52-815	15
52-811	11	52-816	16
52-812	12	52-817	17
52-813	13	52-818	18
52-814	14	52-819	19

Vinyl Roll
29-452



Industrial Wrenches and Sets


Set 27-609
7 Pc. 12 Point Full Polish Box Ratcheting Wrench Set

Approximate Weight, 2.2 lbs.

Product Number	Opening, Inches	Product Number	Opening, Inches
27-510	3/8	27-514	5/8
27-511	7/16	27-515	11/16
27-512	1/2	27-516	3/4
27-513	9/16		

Vinyl Roll

2760901



Set 54-609 **METRIC**
10 Pc. 12 Point Full Polish Box Ratcheting Wrench Set

Approximate Weight, 4.1 lbs. (1,860 g)

Product Number	Opening, mm	Product Number	Opening, mm
54-510	10	54-515	15
54-511	11	54-516	16
54-512	12	54-517	17
54-513	13	54-518	18
54-514	14	54-519	19

Vinyl Roll

5460901


Set 27-708
17 Pc. 12 Point Full Polish Box Ratcheting Wrench Set

Approximate Weight, 8.2 lbs.

Product Number	Opening, Inches	Product Number	Opening, mm
27-510	3/8	54-510	10
27-511	7/16	54-511	11
27-512	1/2	54-512	12
27-513	9/16	54-513	13
27-514	5/8	54-514	14
27-515	11/16	54-515	15
27-516	3/4	54-516	16
		54-517	17
		54-518	18
		54-519	19

Vinyl Rolls

2760901, 5460901


Set 27-704
4 Pc. 12 Point Full Polish Box Ratcheting Wrench Set

Approximate Weight, 1.82 lbs.

Product Number	Opening, Inches	Product Number	Opening, Inches
27-517	13/16	27-519	15/16
27-518	7/8	27-520	1

Vinyl Roll

29-410





Set 54-504 METRIC
4 Pc. (Roll) Box Ratcheting Wrench Set

Approximate Weight, 4.0 lbs. (1,814 g)

Product Number	Opening, mm	Product Number	Opening, mm
54-520	21	54-522	24
54-521	22	54-523	25

Vinyl Roll
29-410



Set 27-607
7 Pc. (Roll) Stubby Box Ratcheting Wrench Set

Approximate Weight, 1.4 lbs.

Product Number	Opening, Inches	Product Number	Opening, Inches
27-110	3/8	27-114	5/8
27-111	7/16	27-115	11/16
27-112	1/2	27-116	3/4
27-113	9/16		

Vinyl Roll
29-430



Set 54-607 METRIC
10 Pc. (Roll) Stubby Ratcheting Wrench Set

Approximate Weight, 2.2 lbs. (998 g)

Product Number	Opening, mm	Product Number	Opening, mm
54-110	10	54-115	15
54-111	11	54-116	16
54-112	12	54-117	17
54-113	13	54-118	18
54-114	14	54-119	19

Vinyl Roll
29-450



Industrial Wrenches and Sets

NEW!
Reversible Ratcheting Wrench

Product Number	Opening, Inches	Overall Length	Weight, lbs.
28-810	5/16	5.79	0.13
28-812	3/8	6.73	0.16
28-814	7/16	8.75	0.16
28-816	1/2	8.13	0.23
28-818	9/16	8.57	0.28
28-820	5/8	9.57	0.44
28-822	11/16	10.16	0.47
28-824	3/4	10.98	0.54

NEW!
Reversible Ratcheting Wrench
METRIC

Product Number	Opening, mm	Overall Length	Weight, g
54-808	8	147.1	59
54-810	10	171.2	73
54-811	11	186.2	86
54-812	12	197.1	100
54-813	13	209.3	114
54-814	14	221.2	141
54-815	15	233.2	186
54-816	16	243.1	199
54-817	17	258.3	213
54-818	18	269.2	254
54-819	19	281.2	268





Combination Ratcheting Wrench

Product Number	Opening, Inches	Overall Length	Weight, lbs.
25-808	1/4	5.05	0.07
25-810	5/16	5.74	0.09
25-811	11/32	6.13	0.10
25-812	3/8	6.71	0.14
25-814	7/16	7.24	0.17
25-816	1/2	8.15	0.21
25-818	9/16	8.65	0.28
25-820	5/8	9.50	0.35
25-822	11/16	10.13	0.41
25-824	3/4	11.01	0.56



Combination Ratcheting Wrench METRIC

Product Number	Opening, mm	Overall Length	Weight, g
52-806	6	128.5	27
52-807	7	136.7	32
52-808	8	144.5	36
52-809	9	155.7	45
52-810	10	170.7	64
52-811	11	184.2	73
52-812	12	196.9	86
52-813	13	207.0	100
52-814	14	219.2	113
52-815	15	231.9	141
52-816	16	241.3	154
52-817	17	257.3	186
52-818	18	266.7	213
52-819	19	280.9	263

Industrial Wrenches and Sets

**NEW
 SIZE***

Box Ratcheting Wrench

Product Number	Opening, Inches	Overall Length	Weight, lbs.
27-508*	5/16	5.75	0.07
27-509*	11/32	6.31	0.10
27-510	3/8	6.74	0.13
27-511	7/16	7.30	0.20
27-512	1/2	9.17	0.20
27-513	9/16	9.23	0.35
27-514	5/8	10.54	0.44
27-515	11/16	11.27	0.45
27-516	3/4	12.64	0.70
27-517	13/16	13.38	0.70
27-518*	7/8	14.25	0.77
27-519*	15/16	15.00	1.00
27-520*	1	16.00	1.09

**NEW
 SIZE***

Box Ratcheting Wrench
METRIC

Product Number	Opening, mm	Overall Length	Weight, g
54-508*	8	146.1	32
54-509*	9	160.3	45
54-510	10	171.2	68
54-511	11	185.4	73
54-512	12	201.2	100
54-513	13	232.9	113
54-514	14	234.4	136
54-515	15	251.9	177
54-516	16	267.7	195
54-517	17	286.3	218
54-518	18	303.3	236
54-519	19	321.1	308
54-520*	21	339.9	313
54-521*	22	361.9	367
54-522*	24	384.3	426
54-523*	25	406.4	513






Stubby Ratcheting Wrench

Product Number	Opening, Inches	Overall Length	Weight, lbs.
27-110	3/8	3.81	0.08
27-111	7/16	4.06	0.10
27-112	1/2	4.38	0.12
27-113	9/16	4.63	0.16
27-114	5/8	4.88	0.22
27-115	11/16	5.06	0.23
27-116	3/4	5.38	0.30



Stubby Ratcheting Wrench **METRIC**

Product Number	Opening, mm	Overall Length	Weight, g
54-110	10	101.6	32
54-111	11	103.0	45
54-112	12	107.9	50
54-113	13	110.2	54
54-114	14	115.8	68
54-115	15	120.6	86
54-116	16	123.9	100
54-117	17	130.3	104
54-118	18	131.8	118
54-119	19	138.2	145


Set 25-675
11 Pc. 12 Point Full Polish Extra Long Combination Wrench Set

Approximate Weight, 6.70 lbs.

Product Number	Opening, Inches	Product Number	Opening, Inches
25-412	3/8	25-424	3/4
25-414	7/16	25-426	13/16
25-416	1/2	25-428	7/8
25-418	9/16	25-430	15/16
25-420	5/8	25-432	1
25-422	11/16		

Vinyl Roll

29-458


Set 25-671
7 Pc. 12 Point Full Polish Extra Long Combination Wrench Set

Approximate Weight, 2.6 lbs.

Product Number	Opening, Inches	Product Number	Opening, Inches
25-412	3/8	25-420	5/8
25-414	7/16	25-422	11/16
25-416	1/2	25-424	3/4
25-418	9/16		

Vinyl Roll

29-432





Set 25-657
31 Pc. 12 Point Full Polish Long Combination Wrench Set

Approximate Weight, 126 lbs.

Product Number	Opening, Inches	Product Number	Opening, Inches
25-210	5/16	25-244*	1-3/8
25-212	3/8	25-246*	1-7/16
25-214	7/16	25-248*	1-1/2
25-216	1/2	25-252*	1-5/8
25-218	9/16	25-254*	1-11/16
25-220	5/8	25-256*	1-3/4
25-222	11/16	25-258*	1-13/16
25-224	3/4	25-260*	1-7/8
25-226	13/16	25-264*	2
25-228	7/8	25-266*	2-1/16
25-230	15/16	25-268*	2-1/8
25-232	1	25-270*	2-3/16
25-234	1-1/16	25-272*	2-1/4
25-236	1-1/8	25-276*	2-3/8
25-240	1-1/4	25-280*	2-1/2
25-242*	1-5/16		

* Satin Finish

Vinyl Roll

29-468



Set 25-655
26 Pc. 12 Point Full Polish Long Combination Wrench Set

Approximate Weight, 59.02 lbs.

Product Number	Opening, Inches	Product Number	Opening, Inches
25-208	1/4	25-234	1-1/16
25-210	5/16	25-236	1-1/8
25-212	3/8	25-240	1-1/4
25-214	7/16	25-242*	1-5/16
25-216	1/2	25-244*	1-3/8
25-218	9/16	25-246*	1-7/16
25-220	5/8	25-248*	1-1/2
25-222	11/16	25-252*	1-5/8
25-224	3/4	25-254*	1-11/16
25-226	13/16	25-256*	1-3/4
25-228	7/8	25-258*	1-13/16
25-230	15/16	25-260*	1-7/8
25-232	1	25-264*	2

* Satin Finish



Industrial Wrenches and Sets



Set 25-652 22 Pc. 12 Point Full Polish Long Combination Wrench Set

Approximate Weight, 23.38 lbs.

Product Number	Opening, Inches	Product Number	Opening, Inches
25-208	1/4	25-230	15/16
25-210	5/16	25-232	1
25-212	3/8	25-234	1-1/16
25-214	7/16	25-236	1-1/8
25-216	1/2	25-238	1-3/16
25-218	9/16	25-240	1-1/4
25-220	5/8	25-242*	1-5/16
25-222	11/16	25-244*	1-3/8
25-224	3/4	25-246*	1-7/16
25-226	13/16	25-248*	1-1/2
25-228	7/8	25-252*	1-5/8

* Satin Finish



Set 25-642 15 Pc. 12 Point Full Polish Long Combination Wrench Set

Approximate Weight, 10.39 lbs.

Product Number	Opening, Inches	Product Number	Opening, Inches
25-210	5/16	25-226	13/16
25-212	3/8	25-228	7/8
25-214	7/16	25-230	15/16
25-216	1/2	25-232	1
25-218	9/16	25-234	1-1/16
25-220	5/8	25-236	1-1/8
25-222	11/16	25-240	1-1/4
25-224	3/4		

Vinyl Roll

29-468





Set 25-637
10 Pc. 12 Point Full Polish Long Combination Wrench Set

Approximate Weight, 5.40 lbs.

Product Number	Opening, Inches	Product Number	Opening, Inches
25-214	7/16	25-224	3/4
25-216	1/2	25-226	13/16
25-218	9/16	25-228	7/8
25-220	5/8	25-230	15/16
25-222	11/16	25-232	1

Vinyl Roll
29-452



Set 25-631
7 Pc. 12 Point Full Polish Long Combination Wrench Set

Approximate Weight, 1.87 lbs.

Product Number	Opening, Inches	Product Number	Opening, Inches
25-212	3/8	25-220	5/8
25-214	7/16	25-222	11/16
25-216	1/2	25-224	3/4
25-218	9/16		

Vinyl Roll
29-432



Set 25-626
10 Pc. 6 Point Full Polish Long Combination Wrench Set

Approximate Weight, 3.64 lbs.

Product Number	Opening, Inches	Product Number	Opening, Inches
25-314	7/16	25-324	3/4
25-316	1/2	25-326	13/16
25-318	9/16	25-328	7/8
25-320	5/8	25-330	15/16
25-322	11/16	25-332	1

Vinyl Roll
29-452




Set 52-671
METRIC
10 Pc. 12 Point Full Polish Extra Long Combination Wrench Set

Approximate Weight, 5.50 lbs. (2,497 G)

Product Number	Opening, mm	Product Number	Opening, mm
52-410	10	52-416	16
52-411	11	52-417	17
52-412	12	52-418	18
52-413	13	52-419	19
52-414	14		
52-415	15		

Vinyl Roll

29-452


Set 52-644
METRIC
26 Pc. 12 Point Full Polish Long Combination Wrench Set

Approximate Weight, 16.12 lbs. (7,321 g)

Product Number	Opening, mm	Product Number	Opening, mm
52-206	6	52-219	19
52-207	7	52-220	20
52-208	8	52-221	21
52-209	9	52-222	22
52-210	10	52-223	23
52-211	11	52-224	24
52-212	12	52-225	25
52-213	13	52-226	26
52-214	14	52-227	27
52-215	15	52-228	28
52-216	16	52-229	29
52-217	17	52-230	30
52-218	18	52-232	32





Set 52-638 METRIC
18 Pc. 12 Point Full Polish Long Combination Wrench Set

Approximate Weight, 7.26 lbs. (3,296 g)

Product Number	Opening, mm	Product Number	Opening, mm
52-207	7	52-216	16
52-208	8	52-217	17
52-209	9	52-218	18
52-210	10	52-219	19
52-211	11	52-220	20
52-212	12	52-221	21
52-213	13	52-222	22
52-214	14	52-223	23
52-215	15	52-224	24

Vinyl Roll
29-470



Set 52-634 METRIC
15 Pc. 12 Point Full Polish Long Combination Wrench Set

Approximate Weight, 6.23 lbs. (2,828 g)

Product Number	Opening, mm	Product Number	Opening, mm
52-207	7	52-215	15
52-208	8	52-216	16
52-209	9	52-217	17
52-210	10	52-218	18
52-211	11	52-219	19
52-212	12	52-220	20
52-213	13	52-221	21
52-214	14		

Vinyl Roll
29-468



Industrial Wrenches and Sets


Set 52-632 **METRIC**
15 Pc. 12 Point Full Polish Long Combination Wrench Set

Approximate Weight, 7.26 lbs. (3,296 g)

Product Number	Opening, mm	Product Number	Opening, mm
52-207	7	52-222	22
52-208	8	52-224	24
52-210	10	52-226	26
52-212	12	52-228	28
52-214	14	52-229	29
52-216	16	52-230	30
52-218	18	52-232	32
52-220	20		

Vinyl Roll

29-468


Set 52-631 **METRIC**
10 Pc. 12 Point Full Polish Long Combination Wrench Set

Approximate Weight, 2.96 lbs. (1,344 g)

Product Number	Opening, mm	Product Number	Opening, mm
52-210	10	52-215	15
52-211	11	52-216	16
52-212	12	52-217	17
52-213	13	52-218	18
52-214	14	52-219	19

Vinyl Roll

29-452


Set 52-630 **METRIC**
9 Pc. 12 Point Full Polish Long Combination Wrench Set

Approximate Weight, 2.72 lbs. (1,235 g)

Product Number	Opening, mm	Product Number	Opening, mm
52-207	7	52-212	12
52-208	8	52-213	13
52-209	9	52-214	14
52-210	10	52-215	15
52-211	11		

Vinyl Roll

29-448





Set 52-627 METRIC
14 Pc. 6 Point Full Polish Long Combination Wrench Set

Approximate Weight, 3.09 lbs. (1,403 g)

Product Number	Opening, mm	Product Number	Opening, mm
52-306	6	52-313	13
52-307	7	52-314	14
52-308	8	52-315	15
52-309	9	52-316	16
52-310	10	52-317	17
52-311	11	52-318	18
52-312	12	52-319	19

Vinyl Roll
29-466



Set 52-623 METRIC
10 Pc. 6 Point Full Polish Long Combination Wrench Set

Approximate Weight, 2.96 lbs. (1,344 g)

Product Number	Opening, mm	Product Number	Opening, mm
52-310	10	52-315	15
52-311	11	52-316	16
52-312	12	52-317	17
52-313	13	52-318	18
52-314	14	52-319	19

Vinyl Roll
29-452



Industrial Wrenches and Sets



Set 25-689

31 Pc. 12 Point Satin Finish Long Combination Wrench Set

Approximate Weight, 126 lbs.

Product Number	Opening, Inches	Product Number	Opening, Inches
25-460	5/16	25-244	1-3/8
25-462	3/8	25-246	1-7/16
25-464	7/16	25-248	1-1/2
25-466	1/2	25-252	1-5/8
25-468	9/16	25-254	1-11/16
25-470	5/8	25-256	1-3/4
25-472	11/16	25-258	1-13/16
25-474	3/4	25-260	1-7/8
25-476	13/16	25-264	2
25-478	7/8	25-266	2-1/16
25-480	15/16	25-268	2-1/8
25-482	1	25-270	2-3/16
25-484	1-1/16	25-272	2-1/4
25-486	1-1/8	25-276	2-3/8
25-490	1-1/4	25-280	2-1/2
25-242	1-5/16		

Vinyl Roll

29-468



Set 25-685

26 Pc. 12 Point Satin Finish Long Combination Wrench Set

Approximate Weight, 59.02 lbs.

Product Number	Opening, Inches	Product Number	Opening, Inches
25-458	1/4	25-484	1-1/16
25-460	5/16	25-486	1-1/8
25-462	3/8	25-490	1-1/4
25-464	7/16	25-242	1-5/16
25-466	1/2	25-244	1-3/8
25-468	9/16	25-246	1-7/16
25-470	5/8	25-248	1-1/2
25-472	11/16	25-252	1-5/8
25-474	3/4	25-254	1-11/16
25-476	13/16	25-256	1-3/4
25-478	7/8	25-258	1-13/16
25-480	15/16	25-260	1-7/8
25-482	1	25-264	2





Set 25-682
22 Pc. 12 Point Satin Finish Long Combination
Wrench Set

Approximate Weight, 23.38 lbs.

Product Number	Opening, Inches	Product Number	Opening, Inches
25-458	1/4	25-480	15/16
25-460	5/16	25-482	1
25-462	3/8	25-484	1-1/16
25-464	7/16	25-486	1-1/8
25-466	1/2	25-488	1-3/16
25-468	9/16	25-490	1-1/4
25-470	5/8	25-242	1-5/16
25-472	11/16	25-244	1-3/8
25-474	3/4	25-246	1-7/16
25-476	13/16	25-248	1-1/2
25-478	7/8	25-252	1-5/8



Set 25-658
16 Pc. 12 Point Satin Finish Long Combination
Wrench Set

Approximate Weight, 99.5 lbs.

Product Number	Opening, Inches	Product Number	Opening, Inches
25-242	1-5/16	25-260	1-7/8
25-244	1-3/8	25-264	2
25-246	1-7/16	25-266	2-1/16
25-248	1-1/2	25-268	2-1/8
25-252	1-5/8	25-270	2-3/16
25-254	1-11/16	25-272	2-1/4
25-256	1-3/4	25-276	2-3/8
25-258	1-13/16	25-280	2-1/2



Industrial Wrenches and Sets


Set 25-681
15 Pc. 12 Point Satin Finish Long Combination Wrench Set

Approximate Weight, 10.39 lbs.

Product Number	Opening, Inches	Product Number	Opening, Inches
25-460	5/16	25-476	13/16
25-462	3/8	25-478	7/8
25-464	7/16	25-480	15/16
25-466	1/2	25-482	1
25-468	9/16	25-484	1-1/16
25-470	5/8	25-486	1-1/8
25-472	11/16	25-490	1-1/4
25-474	3/4		

Vinyl Roll

29-468


Set 25-680
10 Pc. 12 Point Satin Finish Long Combination Wrench Set

Approximate Weight, 5.40 lbs.

Product Number	Opening, Inches	Product Number	Opening, Inches
25-464	7/16	25-474	3/4
25-466	1/2	25-476	13/16
25-468	9/16	25-478	7/8
25-470	5/8	25-480	15/16
25-472	11/16	25-482	1

Vinyl Roll

29-452


Set 25-677
7 Pc. 12 Point Satin Finish Long Combination Wrench Set

Approximate Weight, 1.87 lbs.

Product Number	Opening, Inches	Product Number	Opening, Inches
25-462	3/8	25-470	5/8
25-464	7/16	25-472	11/16
25-466	1/2	25-474	3/4
25-468	9/16		

Vinyl Roll

29-432





Set 52-686 METRIC
18 Pc. 12 Point Satin Finish Long Combination Wrench Set

Approximate Weight, 7.26 lbs. (3,296 g)

Product Number	Opening, mm	Product Number	Opening, mm
52-457	7	52-466	16
52-458	8	52-467	17
52-459	9	52-468	18
52-460	10	52-469	19
52-461	11	52-470	20
52-462	12	52-471	21
52-463	13	52-472	22
52-464	14	52-473	23
52-465	15	52-474	24

Vinyl Roll
29-470



Set 52-684 METRIC
15 Pc. 12 Point Satin Finish Long Combination Wrench Set

Approximate Weight, 7.26 lbs. (3,296 g)

Product Number	Opening, mm	Product Number	Opening, mm
52-457	7	52-465	15
52-458	8	52-466	16
52-459	9	52-467	17
52-460	10	52-468	18
52-461	11	52-469	19
52-462	12	52-470	20
52-463	13	52-471	21
52-464	14		

Vinyl Roll
29-468



Set 52-682 METRIC
15 Pc. 12 Point Satin Finish Long Combination Wrench Set

Approximate Weight, 7.26 lbs. (3,296 g)

Product Number	Opening, mm	Product Number	Opening, mm
52-457	7	52-472	22
52-458	8	52-474	24
52-460	10	52-476	26
52-462	12	52-478	28
52-464	14	52-479	29
52-466	16	52-480	30
52-468	18	52-482	32
52-470	20		

Vinyl Roll
29-468




Set 52-677 **METRIC**
10 Pc. 12 Point Satin Finish Long Combination Wrench Set

Approximate Weight, 2.96 lbs. (1,344 g)

Product Number	Opening, mm	Product Number	Opening, mm
52-460	10	52-465	15
52-461	11	52-466	16
52-462	12	52-467	17
52-463	13	52-468	18
52-464	14	52-469	19

Vinyl Roll

29-452


Set 52-679 **METRIC**
9 Pc. 12 Point Satin Finish Long Combination Wrench Set

Approximate Weight, 2.96 lbs. (1,344 g)

Product Number	Opening, mm	Product Number	Opening, mm
52-457	7	52-462	12
52-458	8	52-463	13
52-459	9	52-464	14
52-460	10	52-465	15
52-461	11		

Vinyl Roll

29-448





Set 30-644
15 Pc. 12 Point Black Oxide Long Combination Wrench Set

Approximate Weight, 10.39 lbs.

Product Number	Opening, Inches	Product Number	Opening, Inches
30-210	5/16	30-226	13/16
30-212	3/8	30-228	7/8
30-214	7/16	30-230	15/16
30-216	1/2	30-232	1
30-218	9/16	30-234	1-1/16
30-220	5/8	30-236	1-1/8
30-222	11/16	30-240	1-1/4
30-224	3/4		

Vinyl Roll
29-468



Set 30-636
10 Pc. 12 Point Black Oxide Long Combination Wrench Set

Approximate Weight, 5.40 lbs.

Product Number	Opening, Inches	Product Number	Opening, Inches
30-214	7/16	30-224	3/4
30-216	1/2	30-226	13/16
30-218	9/16	30-228	7/8
30-220	5/8	30-230	15/16
30-222	11/16	30-232	1

Vinyl Roll
29-452



Industrial Wrenches and Sets


Set 30-631
7 Pc. 12 Point Black Oxide Long Combination Wrench Set

Approximate Weight, 1.87 lbs.

Product Number	Opening, Inches	Product Number	Opening, Inches
30-212	3/8	30-220	5/8
30-214	7/16	30-222	11/16
30-216	1/2	30-224	3/4
30-218	9/16		

Vinyl Roll

29-432


56-628 **METRIC**
15 Pc. 12 Point Black Oxide Long Combination Wrench Set

Approximate Weight, 10.83 lbs. (4,916 g)

Product Number	Opening, mm	Product Number	Opening, mm
56-210	10	56-218	18
56-211	11	56-219	19
56-212	12	56-220	20
56-213	13	56-221	21
56-214	14	56-222	22
56-215	15	56-223	23
56-216	16	56-224	24
56-217	17		

Vinyl Roll

29-468





Set 25-613
13 Pc. 12 Point Full Polish Short Combination Wrench Set

Approximate Weight, 3.96 lbs.

Product Number	Opening, Inches	Product Number	Opening, Inches
25-108	1/4	25-122	11/16
25-110	5/16	25-124	3/4
25-112	3/8	25-126	13/16
25-114	7/16	25-128	7/8
25-116	1/2	25-130	15/16
25-118	9/16	25-132	1
25-120	5/8		

Vinyl Roll
29-462



Set 25-609
7 Pc. 12 Point Full Polish Short Combination Wrench Set

Approximate Weight, 1.29 lbs.

Product Number	Opening, Inches	Product Number	Opening, Inches
25-112	3/8	25-120	5/8
25-114	7/16	25-122	11/16
25-116	1/2	25-124	3/4
25-118	9/16		

Vinyl Roll
29-430



Set 25-605
7 Pc. 12 Point Full Polish Extra Short Combination Wrench Set

Approximate Weight, 1.10 lbs.

Product Number	Opening, Inches	Product Number	Opening, Inches
25-162	3/8	25-170	5/8
25-164	7/16	25-172	11/16
25-166	1/2	25-174	3/4
25-168	9/16		

Vinyl Roll
29-430



Set 25-600
10 Pc. 12 Point Full Polish Midget Combination Wrench Set

Available as a set only. Packaged in a pouch.
Approximate Weight, .24 lbs.

Opening, Inches		Opening, Inches	
5/32	6 Pt	1/4	12 Pt
3/16	6 Pt	9/32	12 Pt
13/64	6 Pt	5/16	12 Pt
7/32	12 Pt	3/8	12 Pt
15/64	12 Pt	7/16	12 Pt




Set 25-602
8 Pc. 6 Point Full Polish Short Combination Wrench Set

Approximate Weight, 0.38 lbs.

Product Number	Opening, Inches	Product Number	Opening, Inches
25-004	1/8	25-009	9/32
25-005	5/32	25-010	5/16
25-006	3/16	25-011	11/32
25-008	1/4	25-012	3/8

Vinyl Roll

29-438


Set 52-619 **METRIC**
14 Pc. 12 Point Full Polish Short Combination Wrench Set

Approximate Weight, 2.11 lbs. (958 g)

Product Number	Opening, mm	Product Number	Opening, mm
52-006	6	52-113	13
52-007	7	52-114	14
52-008	8	52-115	15
52-109	9	52-116	16
52-110	10	52-117	17
52-111	11	52-118	18
52-112	12	52-119	19

Vinyl Roll

29-466


Set 52-607 **METRIC**
10 Pc. 12 Point Full Polish Short Combination Wrench Set

Approximate Weight, 1.91 lbs. (867 g)

Product Number	Opening, mm	Product Number	Opening, mm
52-110	10	52-115	15
52-111	11	52-116	16
52-112	12	52-117	17
52-113	13	52-118	18
52-114	14	52-119	19

Vinyl Roll

29-450





Set 52-605 METRIC
10 Pc. 12 Point Full Polish Extra Short Combination Wrench Set

Approximate Weight, 1.50 lbs. (702 g)

Product Number	Opening, mm	Product Number	Opening, mm
52-160	10	52-165	15
52-161	11	52-166	16
52-162	12	52-167	17
52-163	13	52-168	18
52-164	14	52-169	19

Vinyl Roll

29-450



Set 52-600 METRIC
10 Pc. 12 Point Full Polish Midget Combination Wrench Set

Available as a set only. Packaged in pouch.

Approximate Weight, 0.26 lbs. (117 g)

Opening, mm		Opening, mm	
4	6 Pt	7	12 Pt
4.5	6 Pt	8	12 Pt
5	6 Pt	9	12 Pt
5.5	12 Pt	10	12 Pt
6	12 Pt	11	12 Pt



Set 52-601 METRIC
7 Pc. 6 Point Full Polish Short Combination Wrench Set

Approximate Weight, 0.22 lbs. (100 g)

Product Number	Opening, mm	Product Number	Opening, mm
52-004	4	52-007	7
52-005	5	52-008	8
52-083	5.5	52-109*	9
52-006	6		

*12 Point

Vinyl Roll

29-434




Set 30-613
13 Pc. 12 Point Black Oxide Short Combination Wrench Set

Approximate Weight, 3.96 lbs.

Product Number	Opening, Inches	Product Number	Opening, Inches
30-108	1/4	30-122	11/16
30-110	5/16	30-124	3/4
30-112	3/8	30-126	13/16
30-114	7/16	30-128	7/8
30-116	1/2	30-130	15/16
30-118	9/16	30-132	1
30-120	5/8		

Vinyl Roll

29-462


Set 30-609
7 Pc. 12 Point Black Oxide Short Combination Wrench Set

Approximate Weight, 1.29 lbs.

Product Number	Opening, Inches	Product Number	Opening, Inches
30-112	3/8	30-120	5/8
30-114	7/16	30-122	11/16
30-116	1/2	30-124	3/4
30-118	9/16		

Vinyl Roll

29-430





Set 25-696
11 Pc. 12 Point Full Polish Flex Head
Wrench Set

Approximate Weight, 5.15 lbs.

Product Number	Opening, Inches	Product Number	Opening, Inches
25-508	1/4	25-520	5/8
25-510	5/16	25-522	11/16
25-512	3/8	25-524	3/4
25-514	7/16	25-526	13/16
25-516	1/2	25-528	7/8
25-518	9/16		

Vinyl Roll
29-458



Set 25-694
7 Pc. 12 Point Full Polish Flex Head
Wrench Set

Approximate Weight, 3.04 lbs.

Product Number	Opening, Inches	Product Number	Opening, Inches
25-512	3/8	25-520	5/8
25-514	7/16	25-522	11/16
25-516	1/2	25-524	3/4
25-518	9/16		

Vinyl Roll
29-432



Set 25-692
4 Pc. 12 Point Full Polish Flex Head
Wrench Set

Approximate Weight, 1.82 lbs.

Product Number	Opening, Inches	Product Number	Opening, Inches
25-514	7/16	25-518	9/16
25-516	1/2	25-520	5/8

Vinyl Roll
29-416

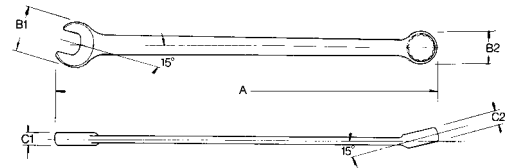




12 Point Full Polish Extra Long Combination Wrench

Product Number	Opening, Inches	Weight, lbs.	A Overall Length	B1 Width Open End	B2 Width Box End	C1 Thickness Open End	C2 Thickness Box End
25-412	3/8	0.16	7.380	0.840	0.620	0.200	0.270
25-414	7/16	0.18	8.000	0.950	0.670	0.210	0.290
25-416	1/2	0.22	8.810	1.040	0.740	0.240	0.330
25-418	9/16	0.33	10.000	1.180	0.840	0.260	0.350
25-420	5/8	0.45	11.130	1.310	0.940	0.280	0.410
25-422	11/16	0.48	12.000	1.430	1.010	0.310	0.440
25-424	3/4	0.71	13.130	1.560	1.100	0.340	0.480
25-426	13/16	0.82	14.000	1.660	1.190	0.350	0.520
25-428	7/8	0.88	15.000	1.810	1.280	0.370	0.550
25-430	15/16	1.12	16.000	1.920	1.360	0.390	0.590
25-432	1	1.26	17.000	2.050	1.450	0.410	0.620

ASME B107.6 Fed'l Spec. GGG-W-636e

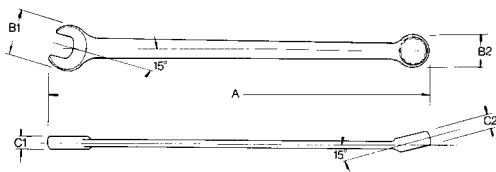




12 Point Full Polish Long Combination Wrench

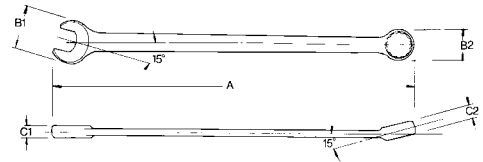
Product Number	Opening, Inches	Weight, lbs.	A Overall Length	B1 Width Open End	B2 Width Box End	C1 Thickness Open End	C2 Thickness Box End
25-208	1/4	0.05	5.000	0.550	0.390	0.140	0.190
25-210	5/16	0.07	5.750	0.670	0.490	0.170	0.230
25-211	11/32	0.07	5.750	0.670	0.490	0.170	0.230
25-212	3/8	0.09	6.500	0.790	0.560	0.190	0.250
25-214	7/16	0.14	7.250	0.950	0.670	0.210	0.290
25-216	1/2	0.19	8.000	1.040	0.760	0.240	0.330
25-218	9/16	0.23	8.750	1.180	0.840	0.260	0.350
25-220	5/8	0.25	9.500	1.310	0.940	0.280	0.410
25-222	11/16	0.34	10.250	1.430	1.010	0.310	0.440
25-224	3/4	0.43	11.000	1.560	1.100	0.340	0.480
25-226	13/16	0.65	11.750	1.660	1.190	0.350	0.520
25-228	7/8	0.66	12.500	1.810	1.280	0.370	0.550
25-230	15/16	0.91	13.250	1.920	1.360	0.390	0.590
25-232	1	1.02	14.000	2.050	1.450	0.410	0.620
25-234	1-1/16	1.23	14.750	2.200	1.550	0.440	0.650
25-236	1-1/8	1.31	15.500	2.280	1.620	0.470	0.680
25-238	1-3/16	1.52	16.310	2.420	1.720	0.490	0.730
25-240	1-1/4	1.76	17.060	2.570	1.820	0.510	0.740
*25-242	1-5/16	2.31	20.125	2.703	2.000	0.500	0.844
*25-244	1-3/8	2.15	20.125	2.875	2.062	0.500	0.875
*25-246	1-7/16	2.55	21.125	3.000	2.187	0.750	0.937
*25-248	1-1/2	2.43	21.125	3.062	2.187	0.625	0.906
*25-252	1-5/8	3.10	24.125	3.500	2.437	0.640	0.969
*25-254	1-11/16	3.26	24.125	3.500	2.437	0.675	0.969
*25-256	1-3/4	5.05	25.625	3.687	2.750	0.760	1.109
*25-258	1-13/16	6.10	25.625	3.687	2.750	0.781	1.062
*25-260	1-7/8	6.00	27.125	4.062	2.937	0.750	1.125
*25-264	2	5.94	27.125	4.062	2.937	0.750	1.125
*25-266	2-1/16	5.75	27.125	4.000	2.875	0.750	1.062
*25-268	2-1/8	9.00	28.000	4.406	3.250	0.844	1.125
*25-270	2-3/16	9.31	28.000	4.406	3.250	0.844	1.125
*25-272	2-1/4	9.12	28.000	4.406	3.250	0.844	1.125
*25-276	2-3/8	13.61	30.000	5.031	3.750	0.938	1.375
*25-280	2-1/2	13.89	30.000	5.031	3.750	0.938	1.375
*25-282	2-9/16	14.40	32.000	5.562	4.187	1.000	1.500
*25-284	2-5/8	14.50	32.000	5.562	4.187	1.000	1.500
*25-288	2-3/4	14.60	32.000	5.562	4.187	1.000	1.500

ASME B107.6 Fed'1 Spec. GGG-W-636e
*Satin Finish



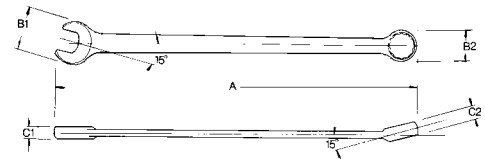

6 Point Full Polish Long Combination Wrench

Product Number	Opening, Inches	Weight, lbs.	A Overall Length	B1 Width Open End	B2 Width Box End	C1 Thickness Open End	C2 Thickness Box End
25-308	1/4	0.05	5.000	0.550	0.390	0.140	0.190
25-310	5/16	0.07	5.750	0.670	0.490	0.170	0.230
25-312	3/8	0.09	6.500	0.790	0.560	0.190	0.250
25-314	7/16	0.14	7.250	0.950	0.670	0.210	0.290
25-316	1/2	0.19	8.000	1.040	0.760	0.240	0.330
25-318	9/16	0.23	8.750	1.180	0.840	0.260	0.350
25-320	5/8	0.25	9.500	1.310	0.940	0.280	0.410
25-322	11/16	0.34	10.250	1.430	1.010	0.310	0.440
25-324	3/4	0.43	11.000	1.560	1.100	0.340	0.480
25-326	13/16	0.65	11.750	1.660	1.190	0.350	0.520
25-328	7/8	0.66	12.500	1.810	1.280	0.370	0.550
25-330	15/16	0.91	13.250	1.920	1.360	0.390	0.590
25-332	1	1.02	14.000	2.050	1.450	0.410	0.620


12 Point Full Polish Extra Long Combination Wrench
METRIC

Product Number	Opening, mm	Weight, g	A Overall Length	B1 Width Open End	B2 Width Box End	C1 Thickness Open End	C2 Thickness Box End
52-410	10	73	187.5	21.3	15.7	5.1	6.9
52-411	11	82	203.2	24.1	17.0	5.3	7.4
52-412	12	100	223.8	26.4	18.8	6.1	8.4
52-413	13	109	238.3	28.2	20.3	6.4	8.6
52-414	14	150	254.0	30.0	21.3	6.6	8.9
52-415	15	172	268.2	31.8	22.6	6.9	9.7
52-416	16	204	282.7	33.3	23.9	7.1	10.4
52-417	17	218	304.8	36.3	25.7	7.9	11.2
52-418	18	227	319.0	38.1	26.9	8.4	11.7
52-419	19	322	333.5	39.6	27.9	8.6	12.2
52-420	20	372	355.6	42.2	30.2	8.9	13.2
52-421	21	399	381.0	46.0	32.5	9.4	14.0

ASME B107.9m

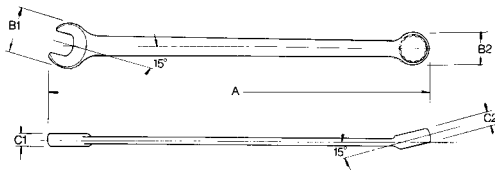




12 Point Full Polish Long Combination Wrench METRIC

Product Number	Opening, mm	Weight, g	A Overall Length	B1 Width Open End	B2 Width Box End	C1 Thickness Open End	C2 Thickness Box End
52-206	6	23	127.0	15.9	11.1	4.0	5.6
52-207	7	23	135.0	15.9	11.1	4.0	5.6
52-208	8	32	127.0	15.9	11.1	4.0	5.6
52-209	9	41	155.7	18.5	13.0	4.3	6.1
52-210	10	41	170.9	21.3	15.7	5.1	6.9
52-211	11	64	184.2	24.1	17.0	5.3	7.4
52-212	12	91	195.1	25.4	18.3	5.8	7.9
52-213	13	86	207.0	26.4	19.3	6.1	8.4
52-214	14	104	218.9	30.0	21.3	6.6	8.9
52-215	15	114	230.9	31.8	22.6	6.9	9.7
52-216	16	114	241.3	33.3	23.9	7.1	10.4
52-217	17	159	256.0	34.8	24.9	7.4	10.9
52-218	18	154	267.0	36.3	25.7	7.9	11.2
52-219	19	195	279.4	39.6	27.9	8.6	12.2
52-220	20	274	292.1	41.7	29.0	8.6	12.7
52-221	21	299	304.0	43.7	31.0	9.1	13.7
52-222	22	299	317.5	46.0	32.5	9.4	14.0
52-223	23	418	327.9	48.0	33.5	9.7	14.5
52-224	24	413	338.1	50.0	35.3	9.9	15.0
52-225	25	480	355.6	52.1	36.8	10.4	15.7
52-226	26	567	374.7	55.9	39.4	11.2	16.5
52-227	27	558	374.7	55.9	39.4	11.2	16.5
52-228	28	601	393.7	57.9	41.1	11.9	17.3
52-229	29	592	393.7	57.9	41.1	11.9	17.3
52-230	30	590	414.3	61.5	43.7	12.4	18.5
52-232	32	803	433.3	65.3	46.2	12.6	18.8
52-236*	36	1016	511.2	76.2	55.5	15.9	23.8
52-241*	41	1439	612.8	88.9	61.9	16.3	24.6
52-246*	46	2633	650.9	93.6	69.9	19.1	28.2
52-250*	50	2690	689.0	103.2	74.6	19.1	28.6

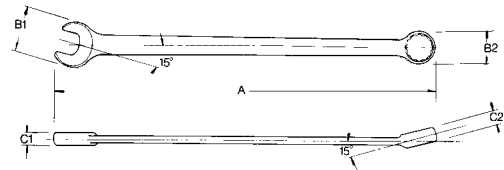
ASME B107.9m *Satin Finish




6 Point Full Polish Long Combination Wrench
METRIC

Product Number	Opening, mm	Weight, g	A Overall Length	B1 Width Open End	B2 Width Box End	C1 Thickness Open End	C2 Thickness Box End
52-306	6	23	127.0	15.9	11.1	4.0	5.6
52-307	7	23	127.0	15.9	11.1	4.0	5.6
52-308	8	32	146.0	15.9	11.1	4.0	5.6
52-309	9	41	155.7	18.5	13.0	4.3	6.1
52-310	10	41	170.9	21.3	15.7	5.1	6.9
52-311	11	64	184.2	24.1	17.0	5.3	7.4
52-312	12	91	195.1	25.4	18.3	5.8	7.9
52-313	13	86	207.0	26.4	19.3	6.1	8.4
52-314	14	104	218.9	30.0	21.3	6.6	8.9
52-315	15	114	230.9	31.8	22.6	6.9	9.7
52-316	16	114	241.3	33.3	23.9	7.1	10.4
52-317	17	159	256.0	34.8	24.9	7.4	10.9
52-318	18	154	267.0	36.3	25.7	7.9	11.2
52-319	19	195	279.4	39.6	27.9	8.6	12.2

ASME B107.9m

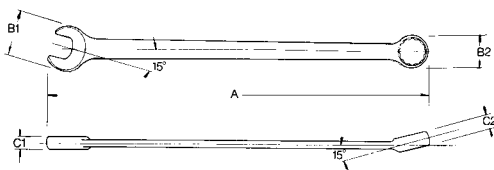




12 Point Satin Finish Long Combination Wrench

Product Number	Opening, Inches	Weight, lbs.	A Overall Length	B1 Width Open End	B2 Width Box End	C1 Thickness Open End	C2 Thickness Box End
25-458	1/4	0.05	5.000	0.550	0.390	0.140	0.190
25-460	5/16	0.07	5.750	0.670	0.490	0.170	0.230
25-462	3/8	0.09	6.500	0.790	0.560	0.190	0.250
25-464	7/16	0.14	7.250	0.950	0.670	0.210	0.290
25-466	1/2	0.19	8.000	1.040	0.760	0.240	0.330
25-468	9/16	0.23	8.750	1.180	0.840	0.260	0.350
25-470	5/8	0.25	9.500	1.310	0.940	0.280	0.410
25-472	11/16	0.34	10.250	1.430	1.010	0.310	0.440
25-474	3/4	0.43	11.000	1.560	1.100	0.340	0.480
25-476	13/16	0.65	11.750	1.660	1.190	0.350	0.520
25-478	7/8	0.66	12.500	1.810	1.280	0.370	0.550
25-480	15/16	0.91	13.250	1.920	1.360	0.390	0.590
25-482	1	1.02	14.000	2.050	1.450	0.410	0.620
25-484	1-1/16	1.23	14.750	2.200	1.550	0.440	0.650
25-486	1-1/8	1.31	15.500	2.280	1.620	0.470	0.680
25-488	1-3/16	1.52	16.310	2.420	1.720	0.490	0.730
25-490	1-1/4	1.76	17.060	2.570	1.820	0.510	0.740
25-242	1-5/16	2.31	20.125	2.703	2.000	0.500	0.844
25-244	1-3/8	2.15	20.125	2.875	2.062	0.500	0.875
25-246	1-7/16	2.55	21.125	3.000	2.187	0.750	0.937
25-248	1-1/2	2.43	21.125	3.062	2.187	0.625	0.906
25-252	1-5/8	3.10	24.125	3.500	2.437	0.640	0.969
25-254	1-11/16	3.26	24.125	3.500	2.437	0.675	0.969
25-256	1-3/4	5.05	25.625	3.687	2.750	0.760	1.109
25-258	1-13/16	6.10	25.625	3.687	2.750	0.781	1.062
25-260	1-7/8	6.00	27.125	4.062	2.937	0.750	1.125
25-264	2	5.94	27.125	4.062	2.937	0.750	1.125
25-266	2-1/16	5.75	27.125	4.000	2.937	0.750	1.062
25-268	2-1/8	9.00	28.000	4.406	3.250	0.844	1.125
25-270	2-3/16	9.31	28.000	4.406	3.250	0.844	1.125
25-272	2-1/4	9.12	28.000	4.406	3.250	0.844	1.125
25-276	2-3/8	13.61	30.000	5.031	3.750	0.938	1.375
25-280	2-1/2	13.89	30.000	5.031	3.750	0.938	1.375
25-282	2-9/16	14.40	32.000	5.562	4.187	1.000	1.500
25-284	2-5/8	14.50	32.000	5.562	4.187	1.000	1.500
25-288	2-3/4	14.60	32.000	5.562	4.187	1.000	1.500

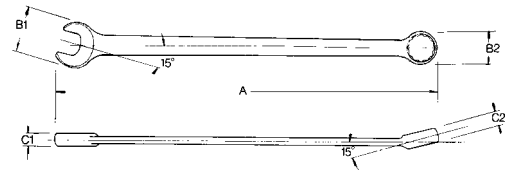
ASME B107.6 Fed'l Spec. GGG-W-636e




12 Point Satin Finish Long Combination Wrench
METRIC

Product Number	Opening, mm	Weight, g	A Overall Length	B1 Width Open End	B2 Width Box End	C1 Thickness Open End	C2 Thickness Box End
52-456	6	23	127.0	15.9	11.1	4.0	5.6
52-457	7	23	135.0	15.9	11.1	4.0	5.6
52-458	8	23	146.0	15.9	11.1	4.0	5.6
52-459	9	41	155.7	18.5	13.0	4.3	6.1
52-460	10	41	170.9	21.3	15.7	5.1	6.9
52-461	11	41	184.2	24.1	17.0	5.3	7.4
52-462	12	59	195.1	25.4	18.3	5.8	7.9
52-463	13	68	207.0	26.4	19.3	6.1	8.4
52-464	14	73	218.9	30.0	21.3	6.6	8.9
52-465	15	95	230.9	31.8	22.6	6.9	9.7
52-466	16	104	241.3	33.3	23.9	7.1	10.4
52-467	17	113	256.0	34.8	24.9	7.4	10.9
52-468	18	150	267.0	36.3	25.7	7.9	11.2
52-469	19	191	279.4	39.6	27.9	8.6	12.2
52-470	20	277	292.1	41.7	29.0	8.6	12.7
52-471	21	295	304.0	43.7	31.0	9.1	13.7
52-472	22	331	317.5	46.0	32.5	9.4	14.0
52-473	23	413	327.9	48.0	33.5	9.7	14.5
52-474	24	445	338.1	50.0	35.3	9.9	15.0
52-475	25	463	355.6	52.1	36.8	10.4	15.7
52-476	26	508	374.7	55.9	39.4	11.2	16.5
52-477	27	508	374.7	55.9	39.4	11.2	16.5
52-478	28	567	393.7	57.9	41.1	11.9	17.3
52-479	29	567	393.7	57.9	41.1	11.9	17.3
52-480	30	603	414.3	61.5	43.7	12.4	18.5
52-482	32	612	433.3	65.3	46.2	12.6	18.8

ASME B107.9m

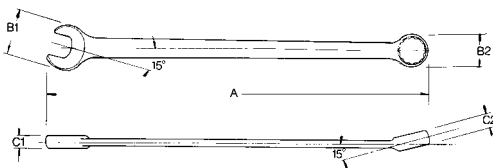




12 Point Black Oxide Long Combination Wrench

Product Number	Opening, Inches	Weight, lbs.	A Overall Length	B1 Width Open End	B2 Width Box End	C1 Thickness Open End	C2 Thickness Box End
30-208	1/4	0.05	5.000	0.550	0.390	0.140	0.190
30-210	5/16	0.07	5.750	0.670	0.490	0.170	0.230
30-211	11/32	0.07	5.750	0.670	0.490	0.170	0.230
30-212	3/8	0.09	6.500	0.790	0.560	0.190	0.250
30-214	7/16	0.14	7.250	0.950	0.670	0.210	0.290
30-216	1/2	0.19	8.000	1.040	0.760	0.240	0.330
30-218	9/16	0.23	8.750	1.180	0.840	0.260	0.350
30-220	5/8	0.25	9.500	1.310	0.940	0.280	0.410
30-222	11/16	0.34	10.250	1.430	1.010	0.310	0.440
30-224	3/4	0.43	11.000	1.560	1.100	0.340	0.480
30-226	13/16	0.65	11.750	1.660	1.190	0.350	0.520
30-228	7/8	0.76	12.500	1.810	1.280	0.370	0.550
30-230	15/16	0.91	13.250	1.920	1.360	0.390	0.590
30-232	1	1.02	14.000	2.050	1.450	0.410	0.620
30-234	1-1/16	1.23	14.750	2.200	1.550	0.440	0.650
30-236	1-1/8	1.31	15.500	2.280	1.620	0.470	0.680
30-238	1-3/16	1.52	16.310	2.420	1.720	0.490	0.730
30-240	1-1/4	1.76	17.060	2.570	1.820	0.510	0.740
30-242	1-5/16	2.31	20.125	2.703	2.000	0.500	0.844
30-244	1-3/8	2.15	20.125	2.875	2.062	0.500	0.875
30-246	1-7/16	2.55	21.125	3.000	2.187	0.750	0.937
30-248	1-1/2	2.43	21.125	3.062	2.187	0.625	0.906
30-252	1-5/8	3.10	24.125	3.500	2.437	0.640	0.969
30-254	1-11/16	3.26	24.125	3.500	2.437	0.675	0.969
30-256	1-3/4	5.05	25.625	3.687	2.750	0.760	1.109
30-258	1-13/16	6.10	25.625	3.687	2.750	0.781	1.109
30-260	1-7/8	6.00	27.125	4.062	2.937	0.750	1.125
30-264	2	5.94	27.125	4.062	2.937	0.750	1.125
30-266	2-1/16	5.75	27.125	4.000	2.875	0.750	1.125
30-268	2-1/8	9.00	28.000	4.406	3.250	0.844	1.125
30-270	2-3/16	9.31	28.000	4.406	3.250	0.844	1.125
30-272	2-1/4	9.12	28.000	4.406	3.250	0.844	1.125
30-276	2-3/8	13.61	30.000	5.031	3.750	0.938	1.375
30-280	2-1/2	13.89	30.000	5.031	3.750	0.938	1.375
30-282	2-9/16	12.40	32.000	5.562	4.187	1.000	1.500
30-284	2-5/8	14.50	32.000	5.562	4.187	1.000	1.500
30-288	2-3/4	14.60	32.000	5.562	4.187	1.000	1.500

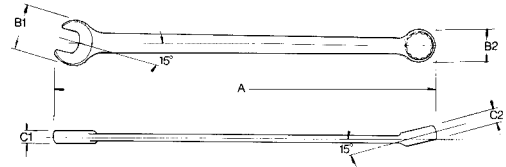
ASME B107.6 Fed'l Spec. GGG-W-636e




12 Point Black Oxide Long Combination Wrench
METRIC

Product Number	Opening, mm	Weight, g	A Overall Length	B1 Width Open End	B2 Width Box End	C1 Thickness Open End	C2 Thickness Box End
56-206	6	23	127.0	15.9	11.1	4.0	5.6
56-207	7	23	135.0	15.9	11.1	4.0	5.6
56-208	8	23	146.0	15.9	11.1	4.0	5.6
56-209	9	41	155.7	18.5	13.0	4.3	6.1
56-210	10	41	170.9	21.3	15.7	5.1	6.9
56-211	11	64	184.2	24.1	17.0	5.3	7.4
56-212	12	91	195.1	25.4	18.3	5.8	7.9
56-213	13	86	207.0	26.4	19.3	6.1	8.4
56-214	14	104	218.9	30.0	21.3	6.6	8.9
56-215	15	114	230.9	31.8	22.6	6.9	9.7
56-216	16	114	241.3	33.3	23.9	7.1	10.4
56-217	17	159	256.0	34.8	24.9	7.4	10.9
56-218	18	154	267.0	36.3	25.7	7.9	11.2
56-219	19	195	279.4	39.6	27.9	8.6	12.2
56-220	20	274	292.1	41.7	29.0	8.6	12.7
56-221	21	299	304.0	43.7	31.0	9.1	13.7
56-222	22	299	317.5	46.0	32.5	9.4	14.0
56-223	23	418	327.9	48.0	33.5	9.7	14.5
56-224	24	413	338.1	50.0	35.3	9.9	15.0

ASME B107.9m

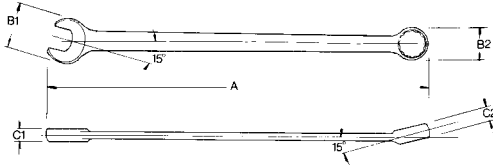




12 Point Full Polish Short Combination Wrench

Product Number	Opening, Inches	Weight, lbs.	A Overall Length	B1 Width Open End	B2 Width Box End	C1 Thickness Open End	C2 Thickness Box End
25-108	1/4	0.02	3.500	0.625	0.437	0.156	0.219
25-110	5/16	0.03	4.000	0.781	0.531	0.188	0.279
25-111	11/32	0.04	4.000	0.719	0.531	0.155	0.281
25-112	3/8	0.06	4.250	0.844	0.625	0.210	0.296
25-114	7/16	0.07	5.062	0.969	0.719	0.245	0.344
25-116	1/2	0.11	5.500	1.078	0.812	0.250	0.359
25-118	9/16	0.15	5.937	1.234	0.875	0.281	0.373
25-119	19/32	0.14	6.312	1.375	0.984	0.312	0.437
25-120	5/8	0.16	6.312	1.375	0.984	0.312	0.437
25-122	11/16	0.24	7.125	1.500	1.047	0.312	0.469
25-124	3/4	0.26	7.375	1.625	1.156	0.328	0.500
25-125	25/32	0.29	7.375	1.625	1.156	0.328	0.500
25-126	13/16	0.37	7.500	1.828	1.234	0.375	0.594
25-128	7/8	0.49	7.875	1.828	1.328	0.390	0.594
25-130	15/16	0.68	8.250	2.000	1.406	0.438	0.625
25-132	1	0.76	8.625	2.062	1.500	0.453	0.656

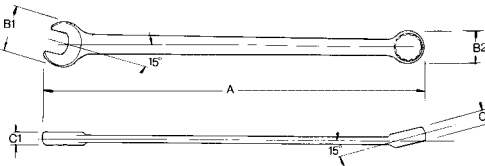
ASME B107.6 Fed'1 Spec. GGG-W-636e



12 Point Full Polish Extra Short Combination Wrench

Product Number	Opening, Inches	Weight, lbs.	A Overall Length	B1 Width Open End	B2 Width Box End	C1 Thickness Open End	C2 Thickness Box End
25-162	3/8	0.06	3.688	0.784	0.575	0.192	0.263
25-164	7/16	0.08	4.000	0.909	0.664	0.231	0.294
25-166	1/2	0.10	4.188	1.044	0.737	0.228	0.327
25-168	9/16	0.14	4.438	1.182	0.834	0.253	0.357
25-170	5/8	0.18	4.813	1.303	0.927	0.306	0.381
25-172	11/16	0.21	5.000	1.442	0.994	0.308	0.427
25-174	3/4	0.28	5.438	1.563	1.061	0.351	0.473

ASME B107.6 Fed'1 Spec. GGG-W-636e



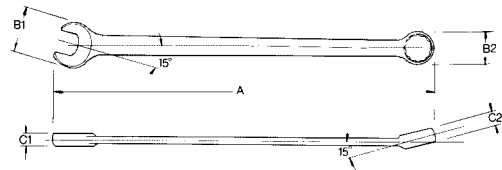
25.4mm = 1 inch, 454 grams = 1 pound



6 Point Full Polish Short Combination Wrench

Product Number	Opening, Inches	Weight, lbs.	A Overall Length	B1 Width Open End	B2 Width Box End	C1 Thickness Open End	C2 Thickness Box End
25-004	1/8	0.01	3.000	0.281	0.234	0.094	0.109
25-005	5/32	0.01	3.000	0.359	0.281	0.125	0.140
25-006	3/16	0.02	3.188	0.461	0.344	0.140	0.156
25-007	7/32	0.02	3.375	0.510	0.375	0.156	0.171
25-008	1/4	0.02	3.500	0.562	0.406	0.171	0.187
25-009	9/32	0.03	3.500	0.609	0.437	0.156	0.218
25-010	5/16	0.03	4.000	0.719	0.531	0.188	0.281
25-011	11/32	0.04	4.000	0.719	0.531	0.188	0.281
25-012	3/8	0.06	4.125	0.844	0.625	0.210	0.296
25-014	7/16	0.07	5.062	0.969	0.719	0.245	0.344
25-016	1/2	0.11	5.500	1.078	0.812	0.250	0.359
25-018	9/16	0.15	5.937	1.234	0.875	0.281	0.373
25-020	5/8	0.16	6.312	1.375	0.969	0.281	0.406

ASME B107.6 Fed'l Spec. GGG-W-636e

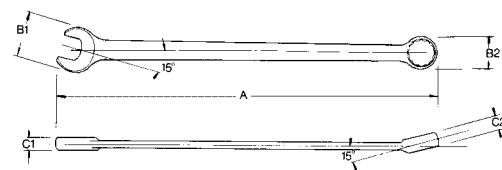


12 Point Full Polish Short Combination Wrench

METRIC

Product Number	Opening, mm	Weight, g	A Overall Length	B1 Width Open End	B2 Width Box End	C1 Thickness Open End	C2 Thickness Box End
52-109	9	18	101.6	18.3	13.5	3.4	7.1
52-110	10	27	107.9	21.4	15.9	5.3	7.5
52-111	11	32	128.5	24.6	18.3	6.2	8.7
52-112	12	50	139.7	27.4	20.6	6.3	9.1
52-113	13	45	139.7	27.4	20.6	6.3	9.1
52-114	14	68	150.1	31.3	22.2	7.1	9.5
52-115	15	73	160.3	34.9	24.9	7.9	11.1
52-116	16	73	160.3	34.9	24.9	7.9	11.1
52-117	17	109	180.9	38.1	26.6	7.9	11.9
52-118	18	136	187.3	41.2	29.4	8.2	12.7
52-119	19	150	187.3	41.2	29.4	8.2	12.7
52-120	20	209	190.5	46.3	31.3	9.5	15.1
52-121	21	263	190.5	46.3	31.3	9.5	15.1

ASME B107.9m

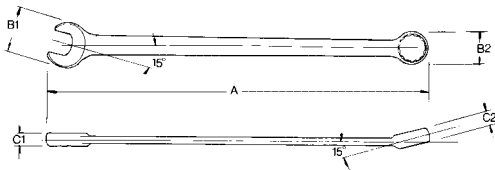




6 Point Full Polish Short Combination Wrench METRIC

Product Number	Opening, mm	Weight, g	A Overall Length	B1 Width Open End	B2 Width Box End	C1 Thickness Open End	C2 Thickness Box End
52-004	4	5	76.2	9.1	7.1	3.2	3.5
52-005	5	9	80.1	11.7	8.7	3.6	4.0
52-083	5.5	11	85.7	13.0	9.5	3.9	4.3
52-006	6	15	88.9	14.3	10.3	4.3	4.8
52-007	7	19	95.3	16.9	12.3	4.8	4.8
52-008	8	20	101.6	17.1	13.1	4.8	6.4

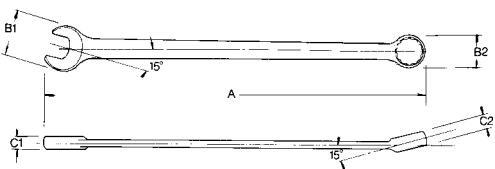
ASME B107.9m



12 Point Full Polish Extra Short Combination Wrench METRIC

Product Number	Opening, mm	Weight, g	A Overall Length	B1 Width Open End	B2 Width Box End	C1 Thickness Open End	C2 Thickness Box End
52-160	10	25	96.0	21.1	15.2	5.0	6.6
52-161	11	37	101.6	23.4	16.7	5.7	7.3
52-162	12	48	105.6	25.6	18.0	5.9	7.8
52-163	13	52	108.7	27.8	19.3	6.0	8.3
52-164	14	62	114.3	28.9	20.8	6.9	9.0
52-165	15	71	118.3	30.9	22.1	7.3	9.4
52-166	16	82	122.2	32.9	23.5	7.7	9.8
52-167	17	94	125.4	35.3	24.9	9.0	10.5
52-168	18	98	130.2	37.7	26.4	8.2	11.3
52-169	19	129	138.1	39.4	27.8	8.9	11.7

ASME B107.9m



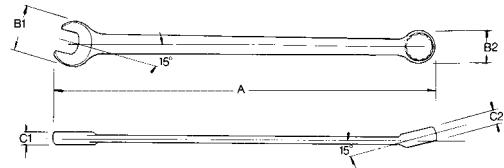
Industrial Wrenches and Sets



12 Point Black Oxide Short Combination Wrench

Product Number	Opening, Inches	Weight, lbs.	A Overall Length	B1 Width Open End	B2 Width Box End	C1 Thickness Open End	C2 Thickness Box End
30-108	1/4	0.02	3.500	0.625	0.437	0.156	0.219
30-110	5/16	0.03	4.000	0.781	0.531	0.188	0.279
30-112	3/8	0.06	4.250	0.844	0.625	0.210	0.296
30-114	7/16	0.07	5.062	0.969	0.719	0.245	0.344
30-116	1/2	0.11	5.500	1.078	0.812	0.250	0.359
30-118	9/16	0.15	5.937	1.234	0.875	0.281	0.373
30-120	5/8	0.16	6.312	1.375	0.984	0.312	0.437
30-122	11/16	0.24	7.125	1.500	1.047	0.312	0.469
30-124	3/4	0.26	7.375	1.625	1.156	0.328	0.500
30-126	13/16	0.37	7.500	1.828	1.234	0.375	0.594
30-128	7/8	0.49	7.875	1.828	0.133	0.390	0.594
30-130	15/16	0.68	8.250	2.000	1.406	0.438	0.625
30-132	1	0.76	8.625	2.062	1.500	0.453	0.656

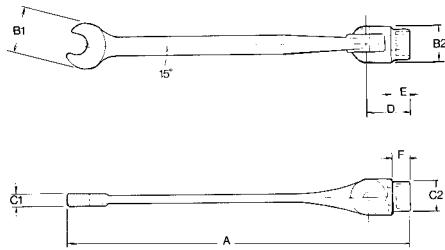
ASME B107.6 Fed'I Spec. GGG-W-636e





12 Point Full Polish Flex Head Wrench

Product Number	Opening, Inches	Weight, lbs.	A Overall Length	B1 Hd. Width Wrench	B2 Socket End	C1 Head Thkns.	C2 Socket Nose Dia.	D Wrench Depth	E Length to Shoulder
25-508	1/4	0.14	4.718	0.625	0.500	0.180	0.375	0.656	0.250
25-510	5/16	0.16	5.562	0.781	0.562	0.195	0.452	0.656	0.250
25-512	3/8	0.17	6.343	0.875	0.562	0.210	0.562	0.656	
25-514	7/16	0.22	7.125	0.968	0.738	0.245	0.625	0.875	0.375
25-516	1/2	0.28	8.281	1.078	0.738	0.260	0.738	0.875	
25-518	9/16	0.38	8.703	1.234	0.875	0.286	0.781	1.062	0.500
25-520	5/8	0.44	9.484	1.375	0.875	0.296	0.875	1.062	
25-522	11/16	0.60	10.265	1.500	0.984	0.312	0.984	1.187	
25-524	3/4	0.62	11.046	1.625	1.046	0.344	1.046	1.187	
25-526	13/16	0.94	11.875	1.812	1.125	0.375	1.125	1.438	
25-528	7/8	1.10	12.750	1.812	1.187	0.390	1.187	1.500	



Industrial Wrenches and Sets


Set 26-852
7 Pc. 12 Point Full Polish 15° Offset Box Wrench Set

Approximate Weight, 3.87 lbs.

Product Number	Opening, Inches	Product Number	Opening, Inches
26-643	3/8 x 7/16	26-733	13/16 x 7/8
26-658	7/16 x 1/2	26-751	15/16 x 1
26-679	9/16 x 5/8	26-766	1-1/16 x 1-1/8
26-706	11/16 x 3/4		

Vinyl Roll

29-428


Set 26-849
5 Pc. 12 Point Full Polish 15° Offset Box Wrench Set

Approximate Weight, 3.87 lbs.

Product Number	Opening, Inches	Product Number	Opening, Inches
26-643	3/8 x 7/16	26-706	11/16 x 3/4
26-658	7/16 x 1/2	26-733	13/16 x 7/8
26-679	9/16 x 5/8		

Vinyl Roll

29-421





Set 53-845 METRIC
11 Pc. 12 Point Full Polish 15° Offset Box Wrench Set

Approximate Weight, 4.26 lbs. (1,934 g)

Product Number	Opening, mm	Product Number	Opening, mm
53-616	6 x 7	53-691	17 x 19
53-622	8 x 9	53-719	21 x 23
53-634	10 x 11	53-727	22 x 24
53-652	12 x 13	53-762	27 x 30
53-667	14 x 15	53-775	30 x 32
53-685	16 x 18		

Vinyl Roll
29-458



Set 53-843 METRIC
7 Pc. 12 Point Full Polish 15° Offset Box Wrench Set

Approximate Weight, 1.60 lbs. (726 g)

Product Number	Opening, mm	Product Number	Opening, mm
53-616	6 x 7	53-667	14 x 15
53-622	8 x 9	53-685	16 x 18
53-634	10 x 11	53-691	17 x 19
53-652	12 x 13		

Vinyl Roll
29-432



Set 53-841 METRIC
5 Pc. 12 Point Full Polish 15° Offset Box Wrench Set

Approximate Weight, 1.60 lbs. (726 g)

Product Number	Opening, mm	Product Number	Opening, mm
53-616	6 x 7	53-652	12 x 13
53-622	8 x 9	53-667	14 x 15
53-634	10 x 11		

Vinyl Roll
29-420





Set 27-570
6 Pc. 12 Point Full Polish 45° Offset Box
Wrench Set

Approximate Weight, 2.72 lbs.

Product Number	Opening, Inches	Product Number	Opening, Inches
27-343	3/8 x 7/16	27-424	3/4 x 7/8
27-367	1/2 x 9/16	27-451	15/16 x 1
27-394	5/8 x 11/16	27-466	1-1/16 x 1-1/8

Vinyl Roll

29-424


Set 54-573 **METRIC**
9 Pc. 12 Point Full Polish 45° Offset Box
Wrench Set

Approximate Weight, 5.15 lbs. (2,338 g)

Product Number	Opening, mm	Product Number	Opening, mm
54-322	8 x 9	54-391	17 x 19
54-334	10 x 11	54-415	20 x 22
54-352	12 x 13	54-419	21 x 23
54-367	14 x 15	54-445	24 x 27
54-385	16 x 18		

Vinyl Roll

29-442


Set 54-571 **METRIC**
6 Pc. 12 Point Full Polish 45° Offset Box
Wrench Set

Approximate Weight, 1.85 lbs. (840 g)

Product Number	Opening, mm	Product Number	Opening, mm
54-334	10 x 11	54-385	16 x 18
54-355	12 x 14	54-391	17 x 19
54-361	13 x 15	54-433	23 x 24

Vinyl Roll

29-424





Set 27-563
4 Pc. 6 Point Full Polish Miniature 45° Offset Box Wrench Set

Approximate Weight, 0.23 lbs.

Product Number	Opening, Inches	Product Number	Opening, Inches
27-001	3/16 x 13/64	27-019	1/4 x 9/32
27-016	7/32 x 15/64	27-031	5/16 x 11/32

Vinyl Roll
29-476



Set 27-635
5 Pc. 25° Offset Ratcheting Box Wrench Set

Approximate Weight, 2.20 lbs.

6-Pt. Offset		12-Pt. Offset	
Product Number	Opening, Inches	Product Number	Opening, Inches
27-613	1/4 x 5/16	27-622	5/8 x 11/16
27-616	3/8 x 7/16	27-626	3/4 x 7/8
27-619	1/2 x 9/16		

Vinyl Roll
29-420



Set 54-668 **METRIC**
7 Pc. 25° Offset Ratcheting Box Wrench Set

Approximate Weight, 3.60 lbs. (1,631 g)

6-Pt. Offset		12-Pt. Offset	
Product Number	Opening, mm	Product Number	Opening, mm
54-637	7 x 8	54-649	15 x 17
54-640	9 x 10	54-652	16 x 18
54-643	11 x 12	54-655	19 x 21
54-646	13 x 14		

Vinyl Roll
29-436




Set 27-605
3 Pc. Ratcheting Box Wrench Set

Approximate Weight, 1.10 lbs.

Product Number	Opening, Inches	Product Number	Opening, Inches
27-591	3/8 x 7/16	27-599	5/8 x 3/4
27-594	1/2 x 9/16		

Vinyl Roll

29-472


Set 27-608
5 Pc. Ratcheting Box Wrench Set

Approximate Weight, 1.90 lbs.

Product Number	Opening, Inches	Product Number	Opening, Inches
27-588	1/4 x 5/16	27-596	5/8 x 11/16
27-591	3/8 x 7/16	27-602	3/4 x 7/8
27-594	1/2 x 9/16		

Vinyl Roll

29-420


Set 54-608
5 Pc. Ratcheting Box Wrench Set
METRIC

Approximate Weight, 1.75 lbs. (794 g)

Product Number	Opening, mm	Product Number	Opening, mm
54-587	7 x 8 6 Pt	54-596	13 x 14 6 Pt
54-590	9 x 10 6 Pt	54-599	15 x 17 12 Pt
54-593	11 x 12 6 Pt		

Vinyl Roll

29-420

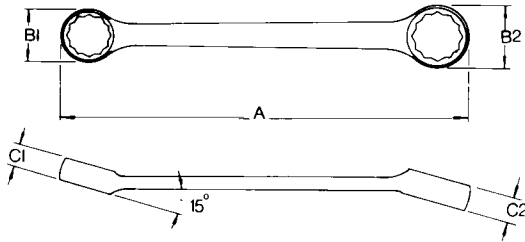




12 Point Full Polish 15° Offset Short Box Wrench

Product Number	Opening, Inches	Weight, lbs.	A Overall Length	B1 Box End Width	B2 Box End Width	C1 Box End Thickness	C2 Box End Thickness
26-543	3/8 x 7/16	0.05	4.750	0.560	0.656	0.281	0.281
26-558	7/16 x 1/2	0.10	5.000	0.750	0.656	0.312	0.281
26-567	1/2 x 9/16	0.09	5.500	0.750	0.812	0.312	0.343
26-579	9/16 x 5/8	0.12	6.000	0.828	0.937	0.343	0.375

ASME B107.6 Fed'1 Spec. GGG-W-636e



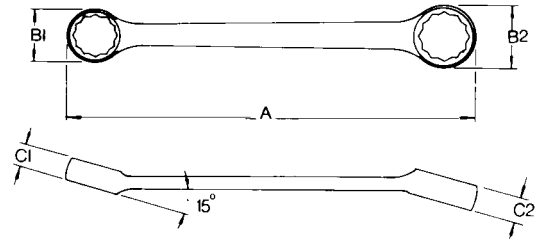


12 Point Full Polish 15° Offset Box Wrench

Product Number	Opening, Inches	Weight, lbs.	A Overall Length	B1 Box End Width	B2 Box End Width	C1 Box End Thickness	C2 Box End Thickness
26-643	3/8 x 7/16	0.12	7.750	0.562	0.656	0.296	0.312
26-658	7/16 x 1/2	0.15	8.453	0.656	0.734	0.312	0.328
26-667	1/2 x 9/16	0.17	9.140	0.734	0.844	0.328	0.359
26-679	9/16 x 5/8	0.30	9.812	0.844	0.906	0.359	0.396
26-697	5/8 x 3/4	0.44	10.562	0.906	1.062	0.390	0.453
26-706	11/16 x 3/4	0.44	11.188	1.000	1.062	0.406	0.453
26-724	3/4 x 7/8	0.58	12.656	1.062	1.250	0.453	0.468
26-733	13/16 x 7/8	0.64	12.656	1.125	1.250	0.468	0.468
26-751	15/16 x 1	0.75	15.375	1.312	1.437	0.515	0.531
26-754	15/16 x 1-1/16	0.97	15.500	1.375	1.531	0.562	0.594
26-763	1 x 1-1/8	1.30	16.625	1.500	1.562	0.656	0.703
26-766	1-1/16 x 1-1/8	1.22	17.000	1.500	1.562	0.656	0.703
26-769*	1-1/16 x 1-1/4	1.59	17.250	1.531	1.812	0.625	0.718
26-775*	1-1/8 x 1-5/16	1.61	17.250	1.531	1.812	0.625	0.718
26-778*	1-1/4 x 1-5/16	2.41	19.000	1.843	2.000	0.750	0.812
26-793*	1-7/16 x 1-1/2	2.87	21.500	2.093	2.250	0.937	1.000
26-799*	1-7/16 x 1-5/8	2.89	21.500	2.093	2.250	0.937	1.000

ASME B107.6 Fed'1 Spec. GGG-W-636e

*Satin Finish

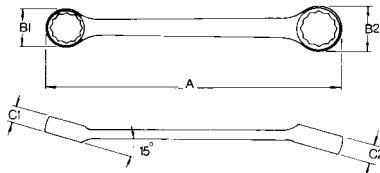




12 Point Full Polish 15° Offset Box Wrench METRIC

Product Number	Opening, mm	Weight, g	A Overall Length	B1 Box End Width	B2 Box End Width	C1 Box End Thickness	C2 Box End Thickness
53-616	6 x 7	54	179.4	11.1	13.5	6.4	6.4
53-622	8 x 9	68	193.7	14.3	16.6	7.1	7.1
53-634	10 x 11	54	196.9	14.3	16.6	7.5	7.9
53-652	12 x 13	68	214.7	16.7	18.6	7.9	8.3
53-661	13 x 15	77	246.0	19.0	23.0	8.7	10.1
53-667	14 x 15	136	246.0	19.0	23.0	8.7	10.1
53-685	16 x 18	200	268.3	23.0	27.0	9.9	11.5
53-691	17 x 19	200	284.2	25.4	27.0	10.3	11.5
53-715	20 x 22	222	321.5	27.0	31.8	11.5	11.9
53-719	21 x 23	291	321.5	28.6	31.8	11.9	11.9
53-727	22 x 24	381	349.2	34.9	36.5	14.3	15.1
53-742	24 x 26	358	390.5	33.3	36.5	13.1	13.5
53-762	27 x 30	572	438.2	38.9	46.0	15.9	18.2
53-775	30 x 32	725	482.6	46.8	50.8	19.0	20.6

ASME B107.9m



Industrial Wrenches and Sets



12 Point Full Polish 45° Offset Short Box Wrench

Product Number	Opening, Inches	Weight, lbs.	A Overall Length	B1 Box End Width	B2 Box End Width	C1 Box End Thkns	C2 Box End Thkns	D1 Offset H	C Offset C	D2 Offset H	Offset C
27-143	3/8 x 7/16	0.06	4.500	0.625	0.687	0.281	0.328	0.812	0.875	0.875	0.875
27-158	7/16 x 1/2	0.12	5.500	0.750	0.843	0.343	0.375	0.937	1.156	1.000	1.296
27-167	1/2 x 9/16	0.16	5.500	0.750	0.843	0.343	0.375	0.937	1.156	1.000	1.296
27-194	5/8 x 11/16	0.15	6.062	0.921	1.000	0.375	0.406	0.812	1.531	0.812	1.531
27-206	11/16 x 3/4	0.20	6.687	0.984	1.062	0.437	0.437	0.812	1.750	0.875	1.843

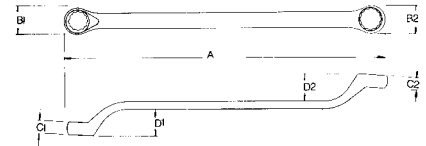
ASME B107.6 Fed'l Spec. GGG-W-636e



12 Point Full Polish 45° Offset Long Box Wrench

Product Number	Opening, Inches	Weight, lbs.	A		B1		B2		C1		C2		D1		D2	
			Overall Length	Box End Width	Box End Width	Box End Width	Box End Thkns	Box End Thkns	Offset H	Offset C	Offset H	Offset C				
27-334	5/16 x 3/8	0.08	6.750	0.500	0.578	0.250	0.281	0.500	0.875	0.500	0.875					
27-343	3/8 x 7/16	0.13	7.312	0.562	0.656	0.296	0.312	0.625	1.062	0.625	1.062					
27-358	7/16 x 1/2	0.17	7.937	0.625	0.718	0.312	0.328	0.703	1.312	0.703	1.437					
27-367	1/2 x 9/16	0.19	8.670	0.734	0.844	0.344	0.359	0.750	1.437	0.750	1.562					
27-379	9/16 x 5/8	0.30	9.250	0.844	0.906	0.359	0.396	0.812	1.593	0.812	1.687					
27-394	5/8 x 11/16	0.33	9.844	0.906	1.000	0.406	0.437	0.875	1.312	0.875	1.343					
27-397	5/8 x 3/4	0.45	10.375	0.906	1.062	0.406	0.468	0.937	1.687	0.937	1.875					
27-406	11/16 x 3/4	0.47	10.375	0.906	1.062	0.406	0.468	0.937	1.750	0.937	1.875					
27-424	3/4 x 7/8	0.68	11.500	1.062	1.250	0.484	0.515	1.125	1.875	1.125	2.125					
27-451	15/16 x 1	1.00	14.500	1.312	1.375	0.562	0.594	1.062	2.500	1.125	2.500					
27-466	1-1/16x1-1/8	1.64	17.000	1.500	1.562	0.688	0.718	1.375	2.375	1.375	1.875					
27-469	1-1/16x1-1/4	1.77	18.000	1.656	2.000	0.718	0.750	1.437	2.593	1.437	2.562					
27-475	1-1/8x1-5/16	1.75	18.000	1.656	2.000	0.718	0.750	1.437	2.593	1.437	2.562					
27-481	1-1/4x1-7/16	1.75	19.000	1.812	2.062	0.750	0.812	1.563	2.937	1.625	3.187					

ASME B107.6 Fed'l Spec. GGG-W-636e



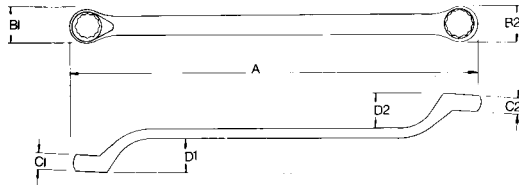


12 Point Full Polish 45° Offset Box Wrench METRIC

Product Number	Opening, mm.	Weight, g	A Overall Length	B1 Box End Width	B2 Box End Width	C1 Box End Thkns	C2 Box End Thkns	D1 Offset H	Offset C	D2 Offset H	Offset C
54-016*	6 x 7	23	96.8	11.1	11.9	5.5	6.3	13.5	16.2	15.0	17.4
54-322	8 x 9	36	190.5	13.0	15.0	5.9	6.4	15.9	22.2	15.9	22.2
54-334	10 x 11	59	185.7	14.3	16.7	7.5	7.9	15.9	26.9	15.9	26.9
54-352	12 x 13	77	201.6	15.9	18.2	7.9	8.3	17.9	36.5	17.9	39.6
54-355	12 x 14	86	220.2	18.6	21.4	8.7	9.1	19.0	36.5	19.0	39.6
54-361	13 x 15	136	227.8	19.0	23.0	8.7	10.0	19.0	36.5	19.0	39.6
54-364	13 x 17	154	263.5	21.4	25.4	10.0	10.7	22.2	33.3	23.8	34.1
54-367	14 x 15	159	227.8	19.0	23.0	8.7	10.0	19.0	33.3	19.0	34.1
54-385	16 x 18	195	250.0	23.0	25.4	10.3	11.1	23.8	42.8	23.8	47.6
54-391	17 x 19	218	275.4	25.4	27.0	11.1	11.9	28.6	44.4	28.6	47.6
54-406	19 x 22	318	292.1	27.0	31.8	12.3	13.1	28.6	47.6	28.6	53.9
54-415	20 x 22	308	339.7	28.6	33.3	13.0	18.8	28.6	46.0	28.6	47.6
54-418	21 x 22	345	336.5	30.5	32.9	13.1	14.3	25.4	46.0	27.0	47.6
54-419	21 x 23	311	336.5	30.5	32.9	13.1	14.3	25.4	46.0	27.0	47.6
54-433	23 x 24	390	346.0	32.5	34.9	14.3	15.1	31.8	63.5	31.8	63.5
54-445	24 x 27	508	397.7	34.9	38.5	15.9	17.5	32.5	32.6	35.3	35.5
54-462	27 x 30	745	457.2	42.9	47.6	18.3	19.0	36.5	65.8	36.5	65.1
54-475	30 x 32	803	457.2	42.9	47.6	18.3	19.0	36.5	65.8	36.5	65.1

ASME B107.9m

*Has 6-point openings in both box ends



6 Point Full Polish 45° Offset Miniature Box Wrench


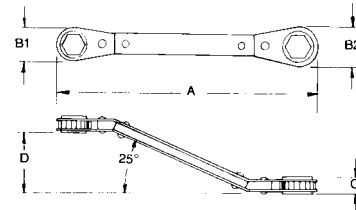
Product Number	Opening, Inches	Weight, lbs.	A Overall Length	B1 Box End Width	B2 Box End Width	C1 Box End Thkns	C2 Box End Thkns	D1 Offset H	Offset C	D2 Offset H	Offset C
27-001	3/16 x 13/64	0.02	3.187	0.359	0.375	0.156	0.171	0.437	0.437	0.437	0.468
27-016	7/32 x 15/64	0.02	3.187	0.375	0.406	0.156	0.171	0.437	0.437	0.437	0.468
27-019	1/4 x 9/32	0.06	3.812	0.437	0.484	0.218	0.250	0.531	0.640	0.593	0.687
27-031	5/16 x 11/32	0.05	3.812	0.484	0.531	0.218	0.250	0.531	0.640	0.593	0.687

ASME B107.6 Fed'l Spec. GGG-W-636e


6 or 12 Point 25° Offset Ratcheting Box Wrench

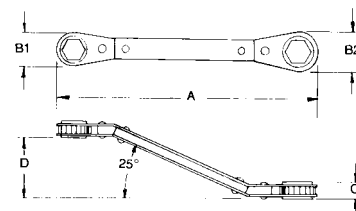
Product Number	Opening, Inches	Weight, lbs.	A Overall Length	B1 Head Width	B2 Head Width	C Head Thickness	D Offset Height
27-613*	1/4 x 5/16	0.13	4.093	0.593	0.656	0.312	0.875
27-614	1/4 x 5/16	0.13	4.328	0.625	0.375	0.375	0.875
27-616*	3/8 x 7/16	0.18	5.218	0.781	0.875	0.312	1.250
27-617	3/8 x 7/16	0.18	5.968	0.796	0.906	0.375	1.250
27-619*	1/2 x 9/16	0.46	6.468	1.000	1.125	0.375	1.437
27-620	1/2 x 9/16	0.46	6.515	1.015	1.156	0.500	1.437
27-622	5/8 x 11/16	0.66	7.656	1.281	1.437	0.375	1.181
27-624	5/8 x 3/4	0.68	7.656	1.281	1.437	0.375	1.181
27-626	3/4 x 7/8	0.75	8.750	1.406	1.562	0.375	2.250
27-628	13/16 x 15/16	0.75	8.750	1.406	1.562	0.375	2.250

*6 Point


6 or 12 Point 25° Offset Ratcheting Box Wrench
METRIC

Product Number	Opening, mm	Weight, g	A Overall Length	B1 Head Width	B2 Head Width	C Head Thickness	D Offset Height
54-637*	7 x 8	63	104.0	15.1	16.7	7.9	22.2
54-640*	9 x 10	100	132.6	19.8	22.2	7.9	28.6
54-643*	11 x 12	208	164.3	25.4	28.6	9.5	36.5
54-646*	13 x 14	195	164.3	25.4	28.6	9.5	36.5
54-649	15 x 17	313	194.5	32.5	36.5	9.5	47.6
54-652	16 x 18	299	194.5	32.5	36.5	9.5	47.6
54-655	19 x 21	362	222.3	35.7	39.7	9.5	57.2

* 6 Point





12 Point Ratcheting Box Wrench

Product Number	Opening, Inches	Overall Length	Weight, lbs.
27-588	1/4 x 5/16	4.38	0.13
27-591	3/8 x 7/16	5.51	0.15
27-594	1/2 x 9/16	6.86	0.30
27-596	5/8 x 11/16	8.13	0.45
27-599	5/8 x 3/4	8.13	0.45
27-601	13/16 x 15/16	9.25	0.46
27-602	3/4 x 7/8	9.25	0.50
27-603	1 x 1-1/16	15.25	1.40
27-604	1-1/8 x 1-1/4	15.00	1.26



6 or 12 Point Ratcheting Box Wrench METRIC

Product Number	Opening, mm	Overall Length	Weight, g
54-587*	7 x 8	111.2	63
54-590*	9 x 10	139.7	91
54-593*	11 x 12	174.8	136
54-596*	13 x 14	174.8	136
54-599	15 x 17	206.5	204
54-602	16 x 18	203.2	195
54-605	19 x 21	234.9	222

*Has 6-point openings



NEW!

Refrigeration Ratcheting Box Wrenches

4-sizes-in-1 ratcheting box wrenches with "finger-tip" reversing feature on both ends. Designed for servicing automotive, commercial, and home air conditioners, refrigeration units and freezers. Hex openings are for packing gland fittings, mounting bolts and compressors, clutch bolts, various tube fittings, dust cap nuts, oil check plugs and other adaptations. Square openings are used on male service valves, plug fittings, compressor valves and refrigerant charging tanks.

Product Number	Description	Length, Inches	Weight, lbs.
27-663	1/4" - 3/16" Sq x 9/16" - 1/2" Hex, both ends reversible	6.75	0.50
27-664	3/8" - 5/16" Sq x 1/4" - 3/16" Sq, both ends reversible	5.50	0.25
27-665	3/8" - 5/16" Sq x 1/4" - 3/16" Sq, Offset style - both ends reversible	5.50	0.25


Set 26-282
10 Pc. Full Polish Open End Wrench Set

Approximate Weight, 8.01 lbs.

Product Number	Opening, Inches	Product Number	Opening, Inches
26-022	1/4 x 5/16	26-139	7/8 x 15/16
26-043	3/8 x 7/16	26-163	1 x 1-1/8
26-067	1/2 x 9/16	26-169	1-1/16 x 1-1/4
26-094	5/8 x 11/16	26-187	1-5/16 x 1-1/2
26-121	3/4 x 13/16	26-190	1-3/8 x 1-7/16

Vinyl Roll

29-454


Set 26-273
5 Pc. Full Polish Open End Wrench Set

Approximate Weight, 1.75 lbs.

Product Number	Opening, Inches	Product Number	Opening, Inches
26-043	3/8 x 7/16	26-121	3/4 x 13/16
26-067	1/2 x 9/16	26-139	7/8 x 15/16
26-094	5/8 x 11/16		

Vinyl Roll

29-420


Set 53-273
10 Pc. Full Polish Open End Wrench Set
METRIC

Approximate Weight, 8.12 lbs. (1,848 g)

Product Number	Opening, mm	Product Number	Opening, mm
53-016	6 x 7	53-082	16 x 17
53-022	8 x 9	53-096	18 x 19
53-034	10 x 11	53-115	20 x 22
53-052	12 x 13	53-119	21 x 23
53-067	14 x 15	53-142	24 x 26

Vinyl Roll

29-452





Set 53-270 **METRIC**
6 Pc. Full Polish Open End Wrench Set

Approximate Weight, 1.10 lbs. (499 g)

Product Number	Opening, mm	Product Number	Opening, mm
53-022	8 x 9	53-067	14 x 15
53-034	10 x 11	53-082	16 x 17
53-052	12 x 13	53-096	18 x 19

Vinyl Roll
29-422



Set 30-975
10 Pc. Black Oxide Open End Wrench Set

Approximate Weight, 9.01 lbs.

Product Number	Opening, Inches	Product Number	Opening, Inches
30-734	5/16 x 3/8	30-851	15/16 x 1
30-758	7/16 x 1/2	30-869	1-1/16 x 1-1/4
30-779	9/16 x 5/8	30-872	1-1/8 x 1-1/4
30-806	11/16 x 3/4	30-896	1-7/16 x 1-5/8
30-824	3/4 x 7/8	30-902	1-1/2 x 1-5/8

Vinyl Roll
29-454



Set 30-973
5 Pc. Black Oxide Open End Wrench Set

Approximate Weight, 1.92 lbs.

Product Number	Opening, Inches	Product Number	Opening, Inches
30-734	5/16 x 3/8	30-806	11/16 x 3/4
30-758	7/16 x 1/2	30-824	3/4 x 7/8
30-779	9/16 x 5/8		

Vinyl Roll
29-420




Set 26-730
9 Pc. Full Polish Ratcheting Open End Wrench Set

Approximate Weight, 3.1 lbs.

Product Number	Opening, Inches	Product Number	Opening, mm
26-534	5/16 x 3/8	53-534	10 x 11mm
26-559	7/16 x 1/2	53-555	12 x 14mm
26-580	9/16 x 5/8	53-561	13 x 15mm
26-588	11/16 x 3/4	53-585	16 x 18mm
		53-591	17 x 19mm

Vinyl Rolls

2670001, 5370001


Set 26-700
4 Pc. Full Polish Ratcheting Open End Wrench Set

Approximate Weight, 1.41 lbs.

Product Number	Opening, Inches	Product Number	Opening, Inches
26-534	5/16 x 3/8	26-580	9/16 x 5/8
26-559	7/16 x 1/2	26-588	11/16 x 3/4

Vinyl Roll

2670001


Set 53-700
5 Pc. Full Polish Ratcheting Open End Wrench Set
METRIC

Approximate Weight, 1.2 lbs. (544 g)

Product Number	Opening, mm	Product Number	Opening, mm
53-534	10 x 11	53-585	16 x 18
53-555	12 x 14	53-591	17 x 19
53-561	13 x 15		

Vinyl Roll

5370001





Set 27-770
8 Pc. Extra Thin Tappet Wrench Set

Approximate Weight, 2.96 lbs.

Product Number	Opening, Inches	Product Number	Opening, Inches
27-643*	3/8 x 7/16	27-694*	5/8 x 11/16
27-667*	1/2 x 9/16	27-724*	3/4 x 7/8

*Furnished in pairs.

Vinyl Roll
29-440



Set 27-768
4 Pc. Extra Thin Tappet Wrench Set

Approximate Weight, 1.94 lbs.

Product Number	Opening, Inches
27-658	7/16 x 1/2
27-667*	1/2 x 9/16
27-679	9/16 x 5/8

*Furnished in pairs.

Vinyl Roll
29-416



Set 27-895
14 Pc. Full Polish 15° and 60° Angle Wrench Set

Approximate Weight, 8.27 lbs.

Product Number	Opening, Inches	Product Number	Opening, Inches
27-812	3/8	27-826	13/16
27-814	7/16	27-828	7/8
27-816	1/2	27-830	15/16
27-818	9/16	27-832	1
27-820	5/8	27-834	1-1/16
27-822	11/16	27-836	1-1/8
27-824	3/4	27-840	1-1/4

Vinyl Roll
29-464




Set 27-885
7 Pc. Full Polish 15° and 60° Angle Wrench Set

Approximate Weight, 4.86 lbs.

Product Number	Opening, Inches	Product Number	Opening, Inches
27-812	3/8	27-820	5/8
27-814	7/16	27-822	11/16
27-816	1/2	27-824	3/4
27-818	9/16		

Vinyl Roll

29-436


Set 27-937
9 Pc. Full Polish 15° and 80° Miniature Angle Wrench Set

Approximate Weight, 0.61 lbs.

Product Number	Opening, Inches	Product Number	Opening, Inches
27-907	7/32	27-911	11/32
27-904	15/64	27-912	3/8
27-908	1/4	27-914	7/16
27-909	9/32	27-916	1/2
27-910	5/16		

Vinyl Roll

29-446


Set 27-945
13 Pc. Full Polish 15° and 80° Ignition Wrench Set

Approximate Weight, 0.92 lbs.

Product Number	Opening, Inches	Product Number	Opening, Inches
27-903	13/64	27-909	9/32
27-904	15/64	27-910	5/16
27-907	7/32	27-911	11/32
27-908	1/4	27-912	3/8

Product Number **Description**

67-830	Pliers-5" Ignition
58125	Bit Scrdr Philip 1/4 Dr #1
66-202	Screwdriver
66-924	Screw Starter
2153	Ignition File

Vinyl Roll

29-460





Set 27-942
9 Pc. Full Polish 15° and 80° Ignition Wrench Set

Approximate Weight, 0.64 lbs.

Product Number	Opening, Inches	Product Number	Opening, Inches
27-903	13/64	27-909	9/32
27-907	7/32	27-910	5/16
27-904	15/64	27-911	11/32
27-908	1/4	27-912	3/8

Product Number	Description
67-830	Pliers-5" Ignition

Vinyl Roll
29-444



Set 27-943
14 Pc. Full Polish 15° and 80° Miniature Angle Wrench Set

Approximate Weight, 1.05 lbs.

Product Number	Opening, Inches	Product Number	Opening, Inches
27-903	13/64	27-911	11/32
27-904	15/64	27-912	3/8
27-906	3/16	27-914	7/16
27-907	7/32	27-916	1/2
27-908	1/4	27-918	9/16
27-909	9/32	27-920	5/8
27-910	5/16		

Product Number	Description
67-717	Angle Nose Pliers-5" Ignition

Vinyl Roll
29-460



Set 54-941 **METRIC**
7 Pc. Full Polish 15° and 80° Miniature Open End Wrench Set

Approximate Weight, 0.26 lbs. (118 g)

Product Number	Opening, mm	Product Number	Opening, mm
54-902	5.5	54-909	9
54-906	6	54-910	10
54-907	7	54-911	11
54-908	8		

Vinyl Roll
29-434




Set 28-155
5 Pc. Full Polish Double Head Flare Nut Wrench Set

Approximate Weight, 2.45 lbs.

Product Number	Opening, Inches	Product Number	Opening, Inches
28-130	3/8 x 7/16	28-145*	3/4 x 1
28-135	1/2 x 9/16	28-150*	7/8 x 1-1/8
28-140	5/8 x 11/16		

*12 Point

Vinyl Roll

29-420


Set 28-153
3 Pc. 6 Point Full Polish Double Head Flare Nut Wrench Set

Approximate Weight, 2.45 lbs.

Product Number	Opening, Inches
28-130	3/8 x 7/16
28-135	1/2 x 9/16
28-140	5/8 x 11/16

Vinyl Roll

29-472


Set 28-250
7 Pc. 6 Point Full Polish Combination Flare Nut Wrench Set

Approximate Weight, 3.6 lbs.

Product Number	Opening, Inches	Product Number	Opening, Inches
28-212	3/8	28-220	5/8
28-214	7/16	28-222	11/16
28-216	1/2	28-224	3/4
28-218	9/16		

Vinyl Roll

29-436

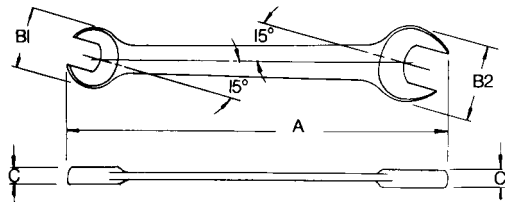




Full Polish Open End Wrench

Product Number	Opening, Inches	Weight, lbs.	A Overall Length	B1 Head Width	B2 Head Width	C Head Thickness
26-007	3/16 x 1/4	0.02	3.875	0.531	0.453	0.156
26-022	1/4 x 5/16	0.02	3.875	0.672	0.562	0.156
26-031	5/16 x 11/32	0.05	4.500	0.812	0.687	0.188
26-034	5/16 x 3/8	0.05	4.500	0.812	0.687	0.203
26-043	3/8 x 7/16	0.07	4.875	0.843	0.968	0.228
26-046	3/8 x 1/2	0.08	5.250	0.875	1.078	0.203
26-058	7/16 x 1/2	0.10	5.625	0.968	1.078	0.218
26-064	7/16 x 9/16	0.13	6.125	0.968	1.234	0.218
26-067	1/2 x 9/16	0.13	6.125	1.078	1.234	0.250
26-079	9/16 x 5/8	0.16	6.625	1.203	1.343	0.265
26-094	5/8 x 11/16	0.21	7.250	1.375	1.500	0.281
26-097	5/8 x 3/4	0.26	7.875	1.343	1.594	0.296
26-106	11/16 x 3/4	0.30	8.562	1.500	1.625	0.312
26-121	3/4 x 13/16	0.41	9.312	1.625	1.750	0.312
26-124	3/4 x 7/8	0.45	9.750	1.625	1.875	0.312
26-133	13/16 x 7/8	0.39	10.250	1.750	1.875	0.312
26-139	7/8 x 15/16	0.54	11.000	1.875	2.000	0.375
26-145	7/8 x 1-1/16	0.83	12.000	1.875	2.250	0.406
26-151	15/16 x 1	0.70	12.000	1.968	2.031	0.406
26-163	1 x 1-1/8	0.78	13.000	2.062	2.375	0.421
26-166	1-1/16 x 1-1/8	1.29	13.000	2.187	2.375	0.421
26-169	1-1/16 x 1-1/4	1.27	14.000	2.281	2.625	0.468
26-172	1-1/8 x 1-1/4	1.22	14.000	2.375	2.562	0.438
26-178	1-1/4 x 1-5/16	2.08	16.375	2.562	2.687	0.490
26-187	1-5/16 x 1-1/2	2.04	16.375	2.703	3.062	0.531
26-190	1-3/8 x 1-7/16	2.05	16.375	2.875	3.062	0.531
26-199*	1-7/16 x 1-5/8	2.67	18.250	2.875	3.187	0.593
26-202*	1-1/2 x 1-5/8	2.61	18.250	2.875	3.187	0.593

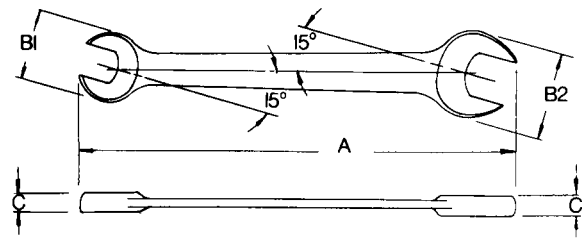
ASME B107.6 Fed'l Spec. GGG-W-636e
*Satin Finish




Full Polish Open End Wrenches
METRIC

Product Number	Opening, mm	Weight, g	A Overall Length	B1 Head Width	B2 Head Width	C Head Thickness
53-009	5 x 5.5	9	98.4	11.5	13.5	3.9
53-016	6 x 7	9	98.4	11.5	13.5	3.9
53-019	7 x 8	23	98.4	15.1	17.8	3.9
53-022	8 x 9	23	114.3	17.4	20.6	5.1
53-025	8 x 10	23	114.3	17.4	20.6	5.1
53-034	10 x 11	32	123.8	22.2	24.6	5.1
53-046	11 x 13	45	142.8	24.6	27.4	5.5
53-052	12 x 13	59	155.5	27.4	31.3	6.3
53-055	12 x 14	59	155.5	27.4	31.3	6.3
53-061	13 x 15	73	155.5	27.4	31.3	6.3
53-064	13 x 17	95	168.2	31.3	34.9	6.7
53-067	14 x 15	91	168.2	31.3	34.9	6.7
53-082	16 x 17	91	184.1	34.9	38.1	7.1
53-085	16 x 18	109	200.0	34.9	41.3	7.5
53-091	17 x 19	122	200.0	34.9	41.3	7.5
53-096	18 x 19	113	217.5	38.1	41.3	7.9
53-106	19 x 22	204	247.6	41.3	47.6	7.9
53-115	20 x 22	190	247.6	41.3	47.6	7.9
53-119	21 x 23	254	260.3	43.6	47.6	7.9
53-127	22 x 24	245	279.4	47.6	50.8	9.5
53-142	24 x 26	318	304.8	47.6	57.1	7.9
53-145	24 x 27	376	304.8	47.6	57.1	10.3
53-162	27 x 30	568	355.6	60.3	65.1	11.9
53-175	30 x 32	557	355.6	60.3	65.1	11.9

ASME B107.9m

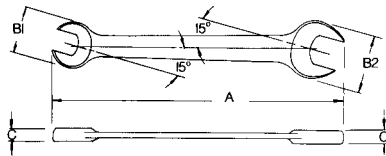




Black Oxide Open End Wrench

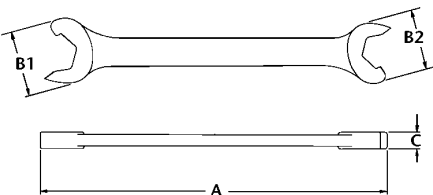
Product Number	Opening, Inches	Weight, lbs.	A Overall Length	B1 Head Width	B2 Head Width	C Head Thickness
30-734	5/16 x 3/8	0.05	4.500	0.812	0.687	0.203
30-743	3/8 x 7/16	0.06	4.875	0.844	0.968	0.228
30-758	7/16 x 1/2	0.11	5.625	0.968	1.078	0.218
30-767	1/2 x 9/16	0.14	6.125	1.078	1.234	0.250
30-779	9/16 x 5/8	0.17	6.625	1.203	1.343	0.265
30-794	5/8 x 11/16	0.23	7.250	1.375	1.500	0.281
30-797	5/8 x 3/4	0.27	7.875	1.343	1.594	0.296
30-806	11/16 x 3/4	0.32	8.562	1.500	1.625	0.312
30-824	3/4 x 7/8	0.44	9.750	1.625	1.875	0.312
30-851	15/16 x 1	0.73	10.875	1.875	1.975	0.375
30-869	1-1/16 x 1-1/4	1.30	14.000	2.062	2.312	0.468
30-872	1-1/8 x 1-1/4	1.38	14.000	2.062	2.312	0.468
30-896	1-7/16 x 1-5/8	2.73	18.250	2.875	3.187	0.593
30-902	1-1/2 x 1-5/8	2.56	18.250	2.875	3.187	0.593

ASME B107.6 Fed'l Spec. GGG-W-636e



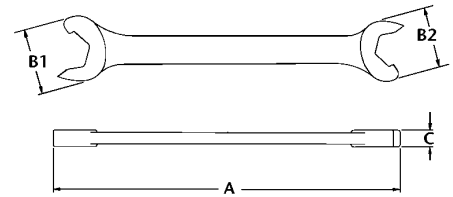
Full Polish Ratcheting Open End Wrench

Product Number	Opening, Inches	Weight, lbs.	A Overall Length	B1 Head Width	B2 Head Width	C Head Thickness
26-534	5/16 x 3/8	0.14	4.530	0.710	0.830	0.200
26-559	7/16 x 1/2	0.18	5.220	0.950	1.060	0.245
26-580	9/16 x 5/8	0.24	6.430	1.210	1.300	0.365
26-588	11/16 x 3/4	0.38	7.200	1.430	1.620	0.340




Full Polish Ratcheting Open End Wrench METRIC

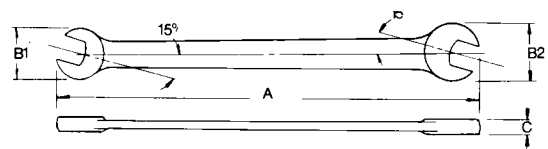
Product Number	Opening, mm	Weight, lbs.	A Overall Length	B1 Head Width	B2 Head Width	C Head Thickness
53-534	10 x 11	.16	122.7	21.1	24.4	5.7
53-555	12 x 14	.22	143.5	26.7	28.7	6.9
53-561	13 x 15	.32	165.1	27.4	30.7	7.8
53-585	16 x 18	.38	180.1	33.0	36.3	8.3
53-591	17 x 19	.42	204.2	34.8	40.9	8.6


Double End Tappet Wrench

Product Number	Opening, Inches	Weight, lbs.	A Overall Length	B1 Head Width	B2 Head Width	C Head Thkns
27-643	3/8 x 7/16	0.15	10.000	0.810	0.930	0.210
27-658	7/16 x 1/2	0.12	10.000	0.930	1.130	0.210
27-667	1/2 x 9/16	0.13	10.000	1.060	1.170	0.210
27-679	9/16 x 5/8	0.20	10.000	1.170	1.310	0.210
27-694	5/8 x 11/16	0.20	10.000	1.310	1.440	0.220
27-724	3/4 x 7/8	0.39	10.000	1.550	1.680	0.220
27-751	15/16 x 1	0.31	9.000	1.840	1.940	0.220

ASME B107.6 Fed'l Spec. GGG-W-636e

Satin Finish Wrenches



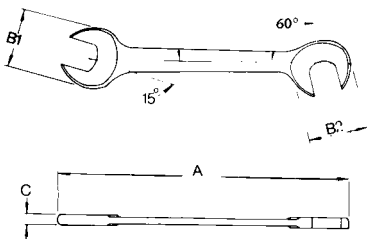


Full Polish 15° & 60° Open End Angle Wrenches

Product Number	Opening, Inches	Weight, lbs.	A Overall Length	B Head Width	C Head Thickness
27-812	3/8	0.08	5	0.750	0.203
27-814	7/16	0.12	5-1/2	0.906	0.250
27-816	1/2	0.16	6-1/16	1.031	0.250
27-818	9/16	0.22	6-1/2	1.188	0.266
27-820	5/8	0.28	7-1/16	1.281	0.266
27-822	11/16	0.36	7-1/2	1.422	0.297
27-824	3/4	0.44	8	1.547	0.297
27-826	13/16	0.50	8-9/16	1.672	0.297
27-828	7/8	0.61	9-1/8	1.797	0.297
27-830	15/16	0.71	9-3/4	1.922	0.297
27-832	1	0.88	10-7/16	1.984	0.328
27-834	1-1/16	1.04	11-3/16	2.125	0.328
27-836	1-1/8	1.20	11-15/16	2.281	0.359
27-840	1-1/4	1.47	12-3/4	2.500	0.359
27-844	1-3/8	2.17	12-1/2	2.625	0.406
27-846	1-7/16	2.48	12-1/2	2.625	0.406
27-848	1-1/2	2.77	12-1/2	2.625	0.406
27-852	1-5/8	3.07	15-7/8	3.188	0.453
27-854	1-11/16	3.44	16-9/16	3.313	0.484
27-856	1-3/4	3.81	17-1/4	3.438	0.500
27-858	1-13/16	4.56	18	3.563	0.516
27-860	1-7/8	5.24	18-5/8	3.688	0.547
27-864	2	5.92	19-1/4	3.922	0.563

ASME B107.6 Fed'1 Spec. GGG-W-636e

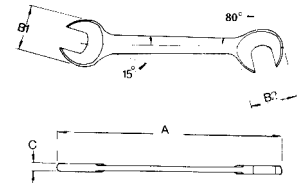
Note: 27-812 to 27-840 are full polish finish.
27-844 to 27-864 are satin finish.




Full Polish 15° & 80° Miniature Angle Wrenches

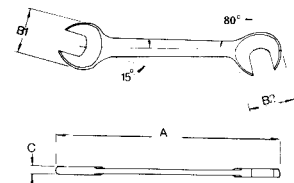
Product Number	Opening, Inches	Weight, lbs.	A Overall Length	B1 Head Width	B2 Head Width	C Head Thickness
27-903	13/64	0.01	3.000	0.500	0.500	0.120
27-906	3/16	0.01	3.000	0.500	0.500	0.115
27-907	7/32	0.01	3.250	0.520	0.520	0.115
27-904	15/64	0.01	3.370	0.540	0.540	0.115
27-908	1/4	0.01	3.500	0.520	0.520	0.115
27-909	9/32	0.02	3.620	0.570	0.570	0.155
27-910	5/16	0.03	3.750	0.620	0.620	0.155
27-911	11/32	0.03	3.870	0.740	0.740	0.155
27-912	3/8	0.03	4.000	0.750	0.750	0.155
27-914	7/16	0.07	4.150	0.890	0.890	0.165
27-916	1/2	0.06	4.500	0.968	0.968	0.156
27-918	9/16	0.11	5.437	1.125	1.125	0.156
27-920	5/8	0.10	5.437	1.125	1.125	0.180

ASME B107.6 Fed'l Spec. GGG-W-636e


METRIC
Full Polish 15° & 80° Miniature Angle Wrenches

Product Number	Opening, mm	Weight, g	A Overall Length	B1 Head Width	B2 Head Width	C Head Thickness
54-902	5.5	14	82.6	13.2	13.2	2.9
54-906	6	14	85.6	13.7	13.7	2.9
54-907	7	14	91.9	14.5	14.5	3.9
54-908	8	14	95.3	15.7	15.7	3.9
54-909	9	14	98.3	18.8	18.8	3.9
54-910	10	14	101.6	19.1	19.1	3.9
54-911	11	14	105.4	22.6	22.6	4.2

ASME B107.9m

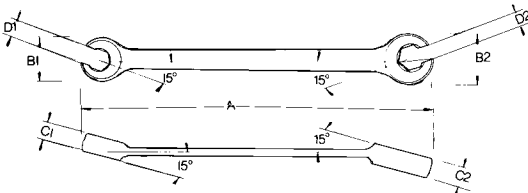




Full Polish Double Head Flare Nut Wrench

Product Number	Opening, Inches	Weight, lbs.	A Overall Length	B1 Head Width	B2 Head Width	C1 Head Thickness	C2 Head Thickness	D1 Slot Width	D2 Slot Width
28-130*	3/8 x 7/16	0.12	6.125	0.812	0.890	0.343	0.390	0.265	0.296
28-135*	1/2 x 9/16	0.25	7.500	1.031	1.093	0.406	0.484	0.390	0.453
28-140*	5/8 x 11/16	0.39	8.437	1.093	1.234	0.437	0.500	0.468	0.562
28-145	3/4 x 1	0.61	9.125	1.250	1.593	0.468	0.625	0.578	0.781
28-150	7/8 x 1-1/8	0.90	9.750	1.437	1.750	0.515	0.671	0.703	0.875

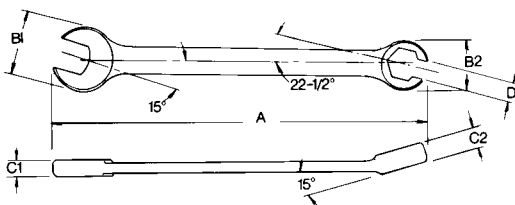
ASME B107.6 Fed'l Spec. GGG-W-636e
*Wrench has 6-point opening in both ends.



Full Polish Combination Flare Nut Wrench

Product Number	Opening, Inches	Weight, lbs.	A Overall Length	B1 Head Width	B2 Head Width	C1 Head Thickness	C2 Head Thickness	D Slot Width
28-212	3/8	0.09	5.000	0.900	0.810	0.220	0.340	0.250
28-214	7/16	0.11	5.250	0.970	0.890	0.230	0.390	0.281
28-216	1/2	0.16	6.000	1.100	1.030	0.250	0.410	0.375
28-218	9/16	0.18	6.500	1.200	1.090	0.280	0.440	0.438
28-220	5/8	0.25	7.000	1.310	1.090	0.320	0.440	0.468
28-222	11/16	0.31	8.000	1.440	1.230	0.340	0.470	0.563
28-224	3/4	0.58	9.500	1.580	1.250	0.340	0.470	0.563
28-228	7/8	0.86	12.130	1.820	1.440	0.380	0.520	0.688

ASME B107.6 Fed'l Spec. GGG-W-636e




Set 28-386
7 Pc. Ratcheting Flare Nut Wrench Set

Approximate Weight, 1.91 lbs.

Product Number	Opening, Inches	Product Number	Opening, Inches
28-312	3/8	28-320	5/8
28-314	7/16	28-322	11/16
28-316	1/2	28-224	3/4
28-318	9/16		

Vinyl Roll

29-436


Set 55-386
10 Pc. Ratcheting Flare Nut Wrench Set
METRIC

Approximate Weight, 3.97 lbs. (649 g)

Product Number	Opening, mm	Product Number	Opening, mm
55-310	10	55-315	15
55-311	11	55-316	16
55-312	12	55-317	17
55-313	13	55-318	18
55-314	14	55-319	19

Vinyl Roll

29-450


Set 55-387
5 Pc. Ratcheting Flare Nut Wrench Set
METRIC

Approximate Weight, 1.43 lbs. (649 g)

Product Number	Opening, mm	Product Number	Opening, mm
55-310	10	55-313	13
55-311	11	55-314	14
55-312	12		

Vinyl Roll

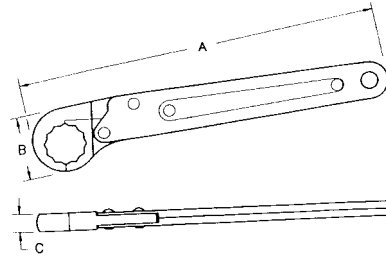
29-420





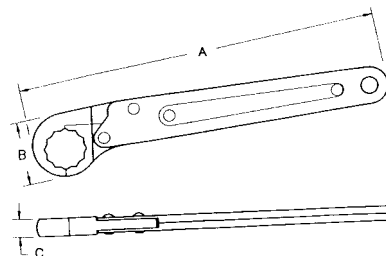
Ratcheting Flare Nut Wrench

Product Number	Opening, Inches	Weight, lbs.	A Overall Length	B Head Width	C Head Thickness
28-312	3/8	0.16	5.410	1.000	0.280
28-314	7/16	0.16	5.410	1.000	0.280
28-316	1/2	0.16	5.410	1.000	0.280
28-318	9/16	0.31	7.250	1.320	0.380
28-320	5/8	0.31	7.250	1.320	0.380
28-322	11/16	0.31	7.250	1.320	0.380
28-324	3/4	0.31	7.250	1.320	0.380
28-326	13/16	0.52	9.350	1.670	0.440
28-328	7/8	0.52	9.350	1.670	0.440
28-330	15/16	0.52	9.350	1.670	0.510
28-332	1	0.52	9.350	1.670	0.510



Ratcheting Flare Nut Wrenches METRIC

Product Number	Opening, mm	Weight, g	A Overall Length	B Head Width	C Head Thickness
55-307	7	73	137.4	25.4	7.1
55-308	8	73	137.4	25.4	7.1
55-309	9	73	137.4	25.4	7.1
55-310	10	73	137.4	25.4	7.1
55-311	11	73	137.4	25.4	7.1
55-312	12	73	137.4	25.4	7.1
55-313	13	73	137.4	25.4	7.1
55-314	14	141	184.2	33.5	9.7
55-315	15	141	184.2	33.5	9.7
55-316	16	141	184.2	33.5	9.7
55-317	17	141	184.2	33.5	9.7
55-318	18	141	184.2	33.5	9.7
55-319	19	141	184.2	33.5	9.7
55-321	21	263	237.5	42.4	11.2
55-322	22	263	237.5	42.4	11.2
55-323	23	263	237.5	42.4	13.0
55-324	24	263	237.5	42.4	13.0




Set 28-850
3 Pc. Chrome Adjustable Wrench Set

Approximate Weight, 3.1 lbs.

Product Number	Length, Inches
28-408	8
28-410	10
28-412	12

Vinyl Roll
29-474


Set 28-855
3 Pc. Cushion Grip Adjustable Wrench Set

Approximate Weight, 3.4 lbs.

Product Number	Length, Inches
28-458	8
28-460	10
28-462	12

Vinyl Roll
29-474


Set 34-850
3 Pc. Black Oxide Adjustable Wrench Set

Approximate Weight, 3.1 lbs.

Product Number	Length, Inches
34-408	8
34-410	10
34-412	12

Vinyl Roll
29-474





Adjustable Wrenches

Product Number	Length, Inches	Capacity, Inches	Weight, Pounds
28-404	4	1/2	0.12
28-406	6	15/16	0.26
28-408	8	1-1/8	0.54
28-410	10	1-5/16	0.90
28-412	12	1-1/2	1.42
28-415	15	1-11/16	3.37
28-418	18	2-1/16	5.56
28-424	24	2-7/16	8.25

ASME B107.8m Fed'l Spec. GGG-W-631b



Adjustable Wrenches, Cushion Grip

Product Number	Length, Inches	Capacity, Inches	Weight, Pounds
28-454	4	1/2	0.12
28-456	6	3/4	0.26
28-458	8	1	0.55
28-460	10	1-1/8	0.91
28-462	12	1-1/8	1.44
28-465	15	1-11/16	3.42

ASME B107.8m Fed'l Spec. GGG-W-631b



Adjustable Wrenches, Black Oxide

Product Number	Length, Inches	Capacity, Inches	Weight, Pounds
34-404	4	1/2	0.12
34-406	6	3/4	0.26
34-408	8	1	0.54
34-410	10	1-1/8	0.90
34-412	12	1-1/8	1.42
34-415	15	1-11/16	3.37
34-418	18	2-3/16	5.56

ASME B107.8m Fed'l Spec. GGG-W-665b

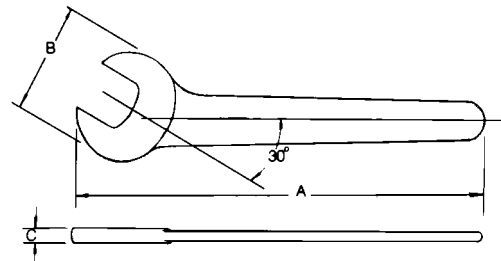


Thin Pattern Pump Wrenches

Product Number	Opening, Inches	Weight, lbs.	A Overall Length	B Head Width	C Head Thickness
28-024	3/4	0.22	6.312	1.687	0.250
28-028	7/8	0.21	6.312	1.687	0.250
28-030	15/16	0.24	7.062	1.875	0.250
28-032	1	0.22	7.062	1.875	0.250
28-034	1-1/16	0.21	7.062	1.875	0.250
28-036	1-1/8	0.28	7.062	2.062	0.250
28-038	1-3/16	0.28	7.062	2.062	0.250
28-040	1-1/4	0.25	7.062	2.062	0.250
28-042	1-5/16	0.45	7.812	2.500	0.281
28-044	1-3/8	0.42	7.812	2.500	0.281
28-046	1-7/16	0.39	7.812	2.500	0.281
28-048	1-1/2	0.39	7.812	2.500	0.281
28-050	1-9/16	0.46	7.812	2.625	0.281
28-052	1-5/8	0.42	7.812	2.625	0.281
28-056	1-3/4	0.68	8.625	3.125	0.312
28-060	1-7/8	0.58	8.625	3.125	0.312
28-064	2	0.82	8.625	3.500	0.312
28-068	2-1/8	0.70	8.625	3.500	0.312
28-072	2-1/4	0.72	8.625	3.500	0.312
28-076	2-3/8	0.77	8.625	3.500	0.312
28-080	2-1/2	0.75	8.625	3.500	0.312

Fed'l Spec. GGG-W-636e

Openings offset 30°. Heads are polished and mirror-chrome plated; handles are satin finish.

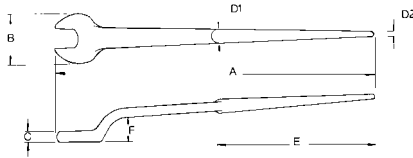




Structural Wrenches, Black Finish

Product Number	Opening, Inches	Weight, lbs.	A Overall Length	B Head Width	C Head Thickness	D1 Large Dia. Tang	D2 Small Dia. Tang	E Length Tang	F Offset Height
32-520	5/8	0.71	12.125	1.875	0.437	0.625	0.156	7.875	0.875
32-524	3/4	0.69	12.125	1.875	0.437	0.625	0.156	7.875	0.875
32-528	7/8	1.29	14.500	2.187	0.531	0.750	0.187	9.375	1.000
32-530	15/16	1.29	14.500	2.187	0.531	0.750	0.187	9.375	1.000
32-532	1	1.20	14.500	2.187	0.531	0.750	0.187	9.375	1.000
32-534	1-1/16	1.92	17.000	2.437	0.625	0.875	0.218	11.000	1.125
32-536	1-1/8	1.90	17.000	2.437	0.625	0.875	0.218	11.000	1.125
32-540	1-1/4	2.57	19.000	2.750	0.687	0.937	0.250	12.375	1.250
32-542	1-5/16	2.61	19.000	2.750	0.687	0.937	0.250	12.375	1.250
32-546	1-7/16	3.64	21.000	3.125	0.750	1.125	0.281	13.500	1.750
32-548	1-1/2	3.79	21.000	3.125	0.750	1.125	0.281	13.500	1.750
32-552	1-5/8	5.64	23.000	3.625	0.875	1.250	0.312	14.500	1.500
32-558	1-13/16	8.02	25.000	4.437	1.000	1.437	0.437	15.500	1.625
32-560	1-7/8	7.86	25.000	4.437	1.000	1.437	0.437	15.500	1.625
32-564	2	7.73	25.000	4.437	1.000	1.437	0.437	15.500	1.625

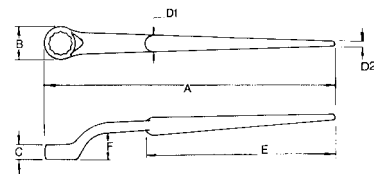
Fed'l Spec. GGG-W-636e



Structural Box Wrenches Black Finish, 12 Point Lobular Opening

Product Number	Opening, Inches	Weight, lbs.	A Overall Length	B Head Width	C Head Thickness	D1 Large Dia. Tang	D2 Small Dia. Tang	E Length Tang	F Offset Height
32-728	7/8	0.74	12.000	1.375	0.625	0.750	0.187	7.625	1.125
32-730	15/16	1.03	13.500	1.562	0.750	0.750	0.187	8.500	1.125
32-732	1	0.91	13.500	1.562	0.750	0.750	0.187	8.500	1.250
32-734	1-1/16	1.40	14.750	1.687	0.812	0.875	0.187	9.375	1.312
32-736	1-1/8	1.38	14.750	1.687	0.812	0.875	0.187	9.375	1.312
32-740	1-1/4	2.22	17.000	2.000	0.875	0.937	0.187	11.250	1.437
32-742	1-5/16	2.14	17.000	2.000	0.875	0.937	0.187	11.250	1.437
32-746	1-7/16	3.49	21.000	2.218	1.000	1.125	0.281	13.625	1.500
32-748	1-1/2	3.47	21.000	2.218	1.000	1.125	0.281	13.625	1.500
32-752	1-5/8	4.97	21.500	2.500	1.062	1.250	0.312	13.625	1.625
32-758	1-13/16	5.76	23.000	2.750	1.125	1.375	0.437	14.500	1.687
32-760	1-7/8	5.64	23.000	2.750	1.125	1.375	0.437	14.500	1.687
32-764	2	6.91	24.500	3.000	1.250	1.437	0.437	15.000	1.812

Fed'l Spec. GGG-W-636e



Construction Wrenches, Black Finish

Product Number	Opening, Inches	Weight, lbs.	A Overall Length	B Head Width	C Head Thickness	D1 Large Dia. Tang	D2 Small Dia. Tang	E Length Tang	F Offset Height
32-820	5/8	0.56	12.000	1.656	0.437	0.562	0.156	6.750	
32-822	11/16	0.55	12.000	1.656	0.437	0.562	0.156	6.750	
32-824	3/4	0.55	12.000	1.656	0.437	0.562	0.156	6.750	
32-828	7/8	1.16	14.500	2.062	0.531	0.750	0.187	7.875	
32-830	15/16	1.16	14.500	2.062	0.531	0.750	0.187	7.875	
32-832	1	1.14	14.500	2.062	0.531	0.750	0.187	7.875	
32-834	1-1/16	1.94	17.000	2.437	0.625	0.875	0.218	9.250	
32-836	1-1/8	1.71	17.000	2.437	0.625	0.875	0.218	9.250	
32-840	1-1/4	2.55	19.000	2.812	0.687	0.937	0.250	10.500	
32-842	1-5/16	2.37	19.000	2.812	0.687	0.937	0.250	10.250	
32-846	1-7/16	3.53	21.000	3.250	0.750	1.125	0.281	11.500	
32-848	1-1/2	3.55	21.000	3.250	0.750	1.125	0.281	11.500	
32-852	1-5/8	5.37	23.000	3.625	0.843	1.250	0.312	12.500	
32-858	1-3/16	7.74	25.000	4.437	0.937	1.375	0.437	13.500	
32-860	1-7/8	7.58	25.000	4.437	0.937	1.375	0.437	13.500	
32-864	2	7.95	25.000	4.437	0.937	1.375	0.437	13.500	

Fed'l Spec. GGG-W-636e

Adjustable Construction Wrench

Head is offset 15° from centerline, black finish.

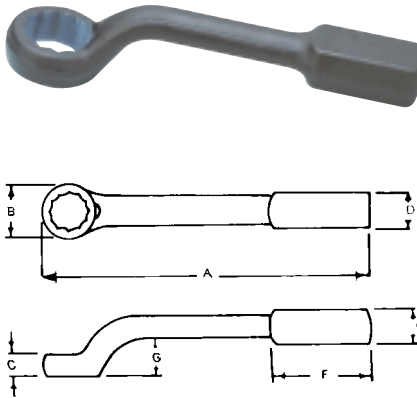
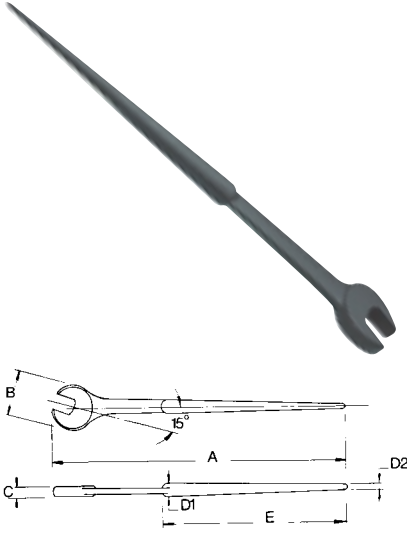
Product Number	Overall Length	Capacity Inches	Weight, lbs.
32-495	15	1-1/2	2.30

Fed'l Spec. GGG-W-631b

12 Point 45° Offset Striking Wrenches

Product Number	Opening, Inches	Weight, lbs.	A Overall Length	B Head Diameter	C Head Thickness	D Handle Width	E Handle Height	F Handle Length	G Offset Height
33-034	1-1/16	1.99	10.500	1.750	0.750	1.125	1.125	3.125	1.250
33-036	1-1/8	1.96	10.500	1.750	0.750	1.125	1.125	3.125	1.250
33-038	1-3/16	2.37	11.000	2.062	0.812	1.187	1.125	3.187	1.437
33-040	1-1/4	2.37	11.000	2.062	0.812	1.187	1.125	3.187	1.437
33-042	1-5/16	2.35	11.000	2.062	0.812	1.187	1.125	3.187	1.437
33-044	1-3/8	3.52	11.750	2.187	1.000	1.343	1.343	3.375	1.500
33-046	1-7/16	3.52	11.750	2.187	1.000	1.343	1.343	3.375	1.500
33-048	1-1/2	3.56	11.750	2.187	1.000	1.343	1.343	3.375	1.500
33-052	1-5/8	4.17	12.000	2.593	1.062	1.625	1.375	3.250	1.625
33-054	1-11/16	4.07	12.000	2.593	1.062	1.625	1.375	3.250	1.625
33-056	1-3/4	4.93	12.500	2.812	1.062	1.937	1.500	3.375	1.750
33-058	1-13/16	4.89	12.500	2.812	1.125	1.937	1.500	3.375	1.750
33-060	1-7/8	4.90	12.500	2.812	1.125	1.937	1.500	3.375	1.750
33-062	1-15/16	5.72	13.250	3.125	1.250	1.937	1.500	3.687	1.875
33-064	2	5.70	13.250	3.125	1.250	1.937	1.500	3.687	1.875
33-068	2-1/8	5.64	13.500	3.500	1.375	2.000	1.500	3.875	2.125
33-070	2-3/16	7.06	13.500	3.500	1.375	2.000	1.500	3.875	2.125
33-072	2-1/4	7.00	13.500	3.500	1.375	2.000	1.500	3.875	2.125
33-074	2-5/16	8.20	14.000	3.656	1.562	2.125	1.625	4.250	2.125
33-076	2-3/8	8.12	14.000	3.656	1.562	2.125	1.625	4.250	2.125
33-080	2-1/2	8.56	14.750	3.875	1.500	2.156	1.625	4.250	2.437
33-082	2-9/16	8.52	14.750	3.875	1.500	2.156	1.625	4.250	2.437
33-084	2-5/8	8.49	14.750	3.875	1.500	2.156	1.625	4.250	2.437
33-088	2-3/4	12.10	16.000	4.437	1.875	2.250	1.687	4.625	2.437
33-092	2-7/8	12.01	16.000	4.437	1.875	2.250	1.687	4.625	2.437
33-094	2-15/16	11.53	16.000	4.437	1.875	2.250	1.687	4.625	2.437
33-096	3	14.17	16.500	5.000	2.000	2.375	1.750	4.875	2.750
33-100	3-1/8	14.87	16.500	5.000	2.000	2.375	1.750	4.875	2.750

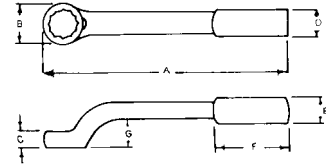
Fed'l Spec. GGG-W-636e





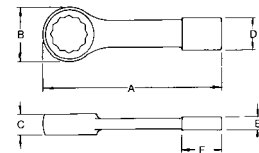
12 Point 45° Offset Striking Wrenches METRIC

Product Number	Opening, mm	Weight, g	A Overall Length	B Head Diameter	C Head Thickness	D Handle Width	E Handle Height	F Handle Length	G Offset Height
59-032	32	1066	279.4	52.3	20.6	30.1	28.5	80.9	36.5
59-036	36	1610	298.4	55.5	25.4	34.1	34.1	85.7	38.1
59-041	41	1869	304.8	65.9	26.9	34.9	33.3	82.5	41.2
59-046	46	2227	317.5	71.4	28.6	41.2	39.6	85.7	44.4
59-050	50	2586	336.5	79.4	31.7	39.6	38.1	93.6	47.6
59-055	55	3193	342.9	88.9	34.9	44.4	38.1	98.4	53.9
59-060	60	3701	355.6	92.9	39.7	47.6	41.2	107.9	53.9
59-065	65	3869	374.6	98.4	38.1	47.6	41.2	107.9	61.8
59-070	70	5479	406.4	112.7	47.6	49.2	42.8	117.4	61.8
59-075	75	5235	406.4	112.7	47.6	49.2	42.8	117.4	61.8
59-080	80	6518	418.8	126.9	50.7	60.2	44.4	123.7	69.8



12 Point Straight Pattern Slugging Wrenches

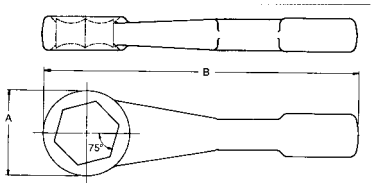
Product Number	Opening, Inches	Weight, lbs.	A Overall Length	B Head Diameter	C Head Thickness	D Handle Width	E Handle Height	F Handle Length
33-340	1-1/4	1.20	7.000	2.125	0.813	1.313	0.625	1.500
33-342	1-5/16	1.12	7.000	2.125	0.813	1.313	0.625	1.500
33-344	1-3/8	1.73	8.250	2.313	0.938	1.437	0.625	1.750
33-346	1-7/16	1.69	8.250	2.313	0.938	1.437	0.625	1.750
33-348	1-1/2	1.66	8.250	2.313	0.938	1.437	0.625	1.750
33-352	1-5/8	2.36	9.125	2.500	1.125	1.687	0.875	2.000
33-354	1-11/16	2.30	9.000	2.563	1.125	1.625	0.813	1.875
33-356	1-3/4	3.77	9.000	2.563	1.125	1.625	0.813	1.875
33-358	1-13/16	3.68	10.000	2.938	1.250	2.000	0.875	2.250
33-360	1-7/8	3.57	10.000	2.938	1.250	2.000	0.875	2.250
33-364	2	4.75	11.000	3.313	1.375	2.125	1.125	2.500
33-366	2-1/16	4.62	11.000	3.313	1.375	2.125	1.125	2.500
33-368	2-1/8	6.41	12.000	3.688	1.437	2.500	1.125	2.750
33-370	2-3/16	6.36	12.000	3.688	1.437	2.500	1.125	2.750
33-372	2-1/4	6.34	12.000	3.688	1.437	2.500	1.125	2.750
33-376	2-3/8	9.40	13.500	3.813	1.625	2.625	1.250	3.250
33-378	2-7/16	9.40	13.500	3.813	1.625	2.625	1.250	3.250
33-380	2-1/2	8.15	14.000	4.188	1.750	2.688	1.313	3.250
33-382	2-9/16	8.10	14.000	4.188	1.750	2.688	1.313	3.250
33-384	2-5/8	7.30	14.000	4.188	1.813	2.688	1.313	3.250
33-388	2-3/4	13.67	15.500	4.625	1.875	2.938	1.563	3.750
33-390	2-13/16	13.63	15.500	4.625	1.875	2.938	1.563	3.750
33-394	2-15/16	12.65	15.500	4.625	1.875	2.938	1.563	3.750
33-396*	3	18.52	18.000	5.250	2.000	3.625	1.625	4.000
33-400*	3-1/8	18.38	18.000	5.250	2.000	3.625	1.625	4.000
33-408*	3-3/8	18.38	18.000	5.250	2.000	3.625	1.625	4.000
33-412*	3-1/2	17.08	18.000	5.250	2.000	3.625	1.625	4.000
33-420*	3-3/4	21.50	19.000	6.000	2.250	3.750	1.750	4.000
33-424*	3-7/8	22.00	19.000	6.000	2.250	3.750	1.750	4.000
33-432*	4-1/8	26.00	19.500	6.625	2.437	3.875	1.750	4.250
33-436*	4-1/4	22.50	19.500	6.625	2.437	3.875	1.750	4.250
33-444*	4-1/2	32.50	21.000	7.000	2.750	4.000	1.937	5.000
33-448*	4-5/8	31.50	21.000	7.000	2.750	4.000	1.937	5.000
33-452†	4-3/4	40.00	24.000	7.625	2.000	3.875	2.000	3.437
33-460†	5	44.00	25.000	8.000	2.000	4.000	2.000	3.500
33-468†	5-1/4	46.00	26.000	8.250	2.000	3.250	2.000	2.875
33-472†	5-3/8	50.50	27.000	8.750	2.000	3.750	2.000	3.625
33-476†	5-1/2	54.00	28.000	8.875	2.000	3.500	2.000	3.125
33-484†	5-3/4	57.00	28.563	9.125	2.000	4.375	2.000	3.750
33-492†	6	61.50	30.000	9.250	2.000	3.750	2.000	3.125



Industrial Wrenches and Sets

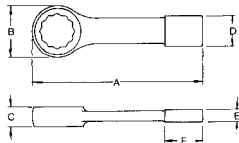
*Drop Forged from Carbon Steel
†Flame-cut opening, made from Carbon Steel.

Fed'l Spec. GGG-W-636e

6 Point Straight Pattern Slugging Wrenches


Product Number	Opening, Inches	Weight, lbs.	A Overall Length	B Head Diameter
33-534	1-1/16	1.90	9-7/8	1.781
33-540	1-1/4	2.10	10-1/4	2.000
33-546	1-7/16	2.60	10-9/16	2.266
33-552	1-5/8	2.90	11	2.484
33-558	1-13/16	3.50	11-5/16	2.656
33-564	2	4.00	11-11/16	3.031
33-570	2-3/16	5.20	12	3.281
33-576	2-3/8	6.00	12-3/8	3.406
33-582	2-9/16	6.60	12-11/16	3.750
33-588	2-3/4	7.50	13-1/16	4.172
33-594	2-15/16	7.90	13-7/16	4.359
33-600	3-1/8	9.40	13-13/16	4.484
33-612	3-1/2	10.50	14-1/8	4.969
33-624	3-7/8	13.30	14-1/2	5.547

Fed'l Spec. GGG-W-636e

12 Point Straight Pattern Slugging Wrenches
METRIC


Product Number	Opening, mm	Weight, g	A Overall Length	B Head Diameter	C Head Thickness	D Handle Width	E Handle Height	F Handle Length
59-332	32	544	177.8	52.4	20.6	33.3	15.9	38.1
59-336	36	761	209.5	58.7	23.8	36.5	15.9	44.4
59-341	41	1069	228.6	63.5	28.6	41.3	20.6	47.6
59-346	46	1653	254.4	74.6	31.7	50.8	22.2	57.1
59-350	50	2161	279.4	84.1	34.9	53.9	28.5	63.5
59-355	55	2881	304.8	93.6	36.5	63.5	28.5	69.8
59-360	60	4281	342.9	96.8	41.3	68.2	41.3	90.5
59-365	65	4951	355.6	104.8	46.0	68.2	33.3	82.5
59-370	70	6193	393.7	117.5	47.6	74.6	39.7	95.2
59-375	75	8390	457.2	130.2	50.8	82.5	41.3	120.6
59-380	80	8340	457.2	130.2	50.8	82.5	41.3	120.6





Face Spanner Wrenches

Pin Specifications

Distance

Product Number	C to C, Inches	Diameter, Inches	Height, Inches	Length, Inches	Weight, lbs.
34-101	1	3/16	3/16	4-1/2	0.11
34-104	1-1/4	7/32	7/32	5	0.14
34-107	1-1/2	7/32	7/32	5-1/2	0.18
34-110	1-3/4	7/32	7/32	6	0.27
34-113	2	1/4	1/4	6-1/2	0.35
34-116	2-1/4	1/4	1/4	7	0.40
34-119	2-1/2	9/32	9/32	7-1/2	0.51
34-121	2-3/4	9/32	9/32	8	0.57
34-124	3	5/16	5/16	8-1/2	0.57
34-127	3-1/4	5/16	5/16	9-1/8	0.73
34-130	3-1/2	5/16	5/16	9-3/4	0.73
34-133	3-3/4	3/8	3/8	10-3/8	0.90
34-136	4	3/8	3/8	11	0.97

Fed'l Spec. GGG-W-665b




Adjustable Face Spanner Wrenches

Pin Specifications

Extreme

Product Number	Capacity, Inches	Diameter, Inches	Height, Inches	Length, Inches	Weight, lbs.
34-151	2	3/16	1/8	6-3/8	0.32
34-154	3	1/4	3/16	8-1/4	0.57
34-157	4	5/16	1/4	10-3/8	0.99

Fed'l Spec. GGG-W-665b



Pin Spanner Wrenches

Pin Specifications

For Circle

Product Number	Diameter, Inches	Diameter, Inches	Height, Inches	Length, Inches	Weight, lbs.
34-201	1	3/16	5/32	4	0.09
34-204	1-1/4	13/64	5/32	4-1/2	0.12
34-207	1-1/2	7/32	3/16	5	0.14
34-210	1-3/4	15/64	3/16	5-1/2	0.22
34-213	2	1/4	7/32	6	0.27
34-216	2-1/4	17/64	1/4	6-1/2	0.30
34-219	2-1/2	9/32	9/32	7	0.57
34-222	2-3/4	19/64	9/32	7-1/2	0.45
34-225	3	5/16	9/32	8	0.59
34-228	3-1/4	21/64	9/32	8-1/2	0.60
34-231	3-1/2	11/32	5/16	9	0.77
34-234	3-3/4	23/64	11/32	9-1/2	0.95
34-237	4	3/8	11/32	10	1.12
34-240	5	7/16	13/32	12	1.58
34-243	6	1/2	9/16	14	2.46

Fed'l Spec. GGG-W-665b




Adjustable Hook Spanner Wrenches

Product Number	Capacity Range for Diameters, Inches	Hook Specifications				Weight, lbs.
		Thickness, Inches	Depth, Inches	Length, Inches		
34-301	3/4-2	11/32	1/8	6-3/8	0.27	
34-305	1-1/4-3	13/32	5/32	8-1/8	0.53	
34-307	2-4-3/4	15/32	3/16	11-3/8	1.06	
34-310	4-1/2-6-1/4	15/32	1/4	12-1/8	1.23	
34-313	6-1/8-8-3/4	15/32	5/16	13-3/4	1.36	

Fed'l Spec. GGG-W-665b


**Set 34-376
4 Pc. Hook Spanner Set**

Contents: 4 Adjustable Hook Spanners in cardboard box.

Approximate Weight, 3.10 lbs.

Product Number	Capacity
34-301	3/4-2
34-305	1-1/4-3
34-307	2-4-3/4
34-310	4-1/2-6-1/4


Adjustable Pin Spanner Wrenches

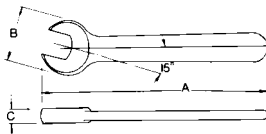
Product Number	Capacity Range for Diameters, Inches	Hook Thickness, Inches	Pin Specifications			Weight, lbs.
			Diameter, Inches	Height, Inches	Length, Inches	
34-351	3/4-2	11/32	1/8	1/8	6-3/8	0.27
34-354	3/4-2	11/32	3/16	5/32	6-3/8	0.27
34-358	1-1/4-3	13/32	3/16	3/16	8-1/8	0.53
34-361	1-1/4-3	13/32	1/4	7/32	8-1/8	0.49
34-363	2-4-3/4	15/32	1/4	1/4	11-3/8	1.07
34-366	4-1/2-6-1/4	15/32	3/8	1/4	12-1/8	1.20

Fed'l Spec. GGG-W-665b


Thin Pattern Check Nut Wrenches, Carbon Steel

Product Number	Opening, Inches	Weight, lbs.	A Overall Length	B Head Width	C Head Thickness
31-314	7/16	0.07	3.937	1.125	0.156
31-316	1/2	0.06	3.937	1.125	0.156
31-318	9/16	0.06	4.437	1.187	0.171
31-320	5/8	0.12	5.125	1.468	0.187
31-322	11/16	0.13	5.125	1.468	0.187
31-324	3/4	0.21	6.000	1.687	0.218

Fed'l Spec. GGG-W-636e



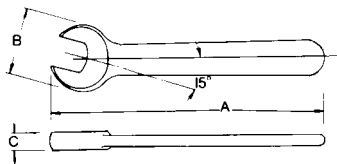


Single Head Open End Wrench

Product Number	Opening, Inches	Weight, lbs.	A Overall Length	B Head Width	C Head Thickness
31-008	1/4	0.05	3.500	0.750	0.187
31-010	5/16	0.04	3.500	0.750	0.187
31-012	3/8	0.09	4.000	0.875	0.266
31-014	7/16	0.14	4.500	1.062	0.312
31-016	1/2	0.13	4.500	1.062	0.312
31-018	9/16	0.19	5.625	1.250	0.375
31-022	11/16	0.34	6.500	1.437	0.406
31-024	3/4	0.42	7.250	1.563	0.437
31-028	7/8	0.67	8.250	1.875	0.469
31-030	15/16	0.84	9.000	2.125	0.562
31-032	1	0.83	9.000	2.125	0.562
31-034	1-1/16	1.26	10.500	2.312	0.625
31-036	1-1/8	1.33	10.500	2.312	0.625
31-040	1-1/4	2.01	11.750	2.812	0.640
31-044	1-3/8	1.91	11.750	2.812	0.688
31-046	1-7/16	2.95	13.500	3.312	0.812
31-048	1-1/2	2.59	13.500	3.312	0.812
31-052	1-5/8	3.70	15.500	3.500	0.812
31-058	1-13/16	4.68	17.000	4.250	0.938
31-064	2	6.22	19.000	4.750	1.000
31-070	2-3/16	8.77	21.000	4.875	1.125
31-072	2-1/4	8.31	21.000	4.875	1.125
31-076	2-3/8	10.22	23.000	5.750	1.125
31-078	2-7/16	10.45	23.000	5.750	1.125
31-082	2-9/16	15.06	25.000	6.250	1.250
31-084*	2-5/8	14.85	25.000	6.250	1.250
31-088*	2-3/4	15.82	27.000	6.625	1.375
31-094*	2-15/16	15.21	27.000	6.625	1.375
31-096*	3	21.25	30.000	7.500	1.437

ASME B107.6 Fed'l Spec. GGG-W-636e

*Carbon Steel.



Pipe Wrenches

Designed to provide maximum strength and safety while weight is minimized. Handles are made from pearlitic malleable alloy. Hook jaw is drop forged while insert jaw is replaceable. Hook jaw calibrations, spring suspension, and easily-spinning adjusting nut ensure quick adjustment, and instant gripping and release of pipe. Housing and handle finished in bright red baked-on enamel.

Product Number	Length, Inches	Capacity, Pipe size, Inches	Weight, lbs.
73-006	6	1/8 to 3/4	0.45
73-008	8	1/8 to 1	0.91
73-010	10	1/8 to 1-1/2	1.80
73-012	12	1/8 to 2	2.83
73-014	14	1/4 to 2	3.70
73-018	18	1/4 to 2-1/2	6.14
73-024	24	1/4 to 3	9.64
73-036	36	1/4 to 4-1/2	19.50
73-048	48	1 to 6	34.01

Fed'l Spec. GGG-W-651e

Aluminum Handle Pipe Wrenches

Nearly 40% lighter than comparable cast-iron wrenches of the same size. With identical jaws as their iron counterparts.

Product Number	Length, Inches	Pipe Capacity, Inches	Weight, lbs.
74-010	10	1.50	1.25
74-014	14	2.00	2.00
74-018	18	2.50	3.50
74-024	24	3.00	5.75
74-036	36	5.00	10.00
74-048	48	6.00	17.00

Flange Jacks

For separating flanges without disassembly of pipe lines when gaskets are to be replaced. Flange Jacks exert tremendous pressure smoothly and evenly, with no shock along the pipe line. Flanges are separated quickly and held in perfect alignment. Flange jacks must be used in pairs for even distribution of pressure.

Product Number	Cap., Standard Raised Face Flanges, Inches				Per Pair, lbs.	Screw Length
	125 Lb. Cast Iron	150 Lb. Steel	250 Lb. Cast Iron	300 Lb. Steel		
73-305	2 to 20	2 to 20	1 to 12	3/4 to 12	13.0	6-3/4
73-310	16 to 48	18 to 24	12 to 30	12 to 24	45.0	10-1/2



NEW!





Chain Pipe Tong

All components of Armstrong Chain Tong are chosen to provide a durable, long-lasting tool, strong beyond need, and with the professional appearance experienced users expect from their pipe tools.

JAWS

Drop forged from alloy steel, chain tong jaws are carefully milled and heat treated. They are tested for strength and wearability and finished in a bright red baked-on enamel. Pipe capacity, in both inches and millimeters, is forged into sides of each jaw.

HANDLES

Only selected alloy steel is used to provide the correct degree of stiffness without risking brittleness. After forging, handles are grit blasted and oil coated.

CHAIN

Flat link chains, the key to any top quality tong, are manufactured in our own plant. After careful heat treating, they are proof-tested under quality control. Each chain is shipped with a lead seal indicating it has been tested to 2/3 of its cataloged breaking strain.



Tongs with Single End Jaws

The favorite style for general, all-around use, these tongs feature an extra large hardened steel bolt. The connecting link is drop forged from alloy steel.

Product Number	For Pipe Size,		Tool Length, Inches	Chain Length, Inches	Breaking Strain, lbs.	Weight, lbs.
	Inches	mm				
73-205	1/4 to 2-1/2	13 to 73	27	17-1/2	13,800	9.46
73-207	3/4 to 4	26 to 114	37	22-1/2	17,600	16.45
73-209	1 to 6	33 to 168	43	32	20,100	23.00
73-211	1-1/2 to 8	48 to 219	51	40-1/2	22,000	31.50

Fed'l Spec. GGG-W-651e

Tongs with Double End Jaws

The double end jaws make this style tong the most economical in our line. If teeth become burred or dull from long use, simply reverse them end for end. This feature doubles the life of the tool.

Product Number	For Pipe Size,		Tool Length, Inches	Chain Length, Inches	Breaking Strain, lbs.	Weight, lbs.
	Inches	mm				
73-229	1/4 to 2-1/2	13 to 73	27	17-1/2	13,800	9.29
73-231	3/4 to 4	26 to 114	37	22-1/2	17,600	17.28
73-233	1 to 6	33 to 168	43	32	20,100	24.00
73-235	1-1/2 to 8	48 to 219	50-1/2	40-1/2	22,000	32.00
73-237	2 to 12	60 to 323	64-1/2	55-1/2	31,000	56.00

Fed'l Spec. GGG-W-651e



Chain Wrenches

An economical tool for use where working area is restricted, or when the high breaking strains of chain tongs are unnecessary. Successive "bites" can be taken without removing tool from the pipe. Handles are chrome plated.

Product Number	For Pipe Size, Inches	Tool Length, Inches	Chain Length, Inches	Weight, lbs.
73-295*	3/8 to 4	11	15-1/2	1.45
73-299*	3 to 6	20	23-1/2	4.80

*Chain is imported



THE PERFORMAN

STRENGTH SPEED

STRENGTH

Enclosed head design seals out contaminants for improved performance and life.

STRENGTH

Torque wrap design reduces stress on gear and pawl teeth.

SAFETY

Single pawl, double tooth design will not operate in neutral position.



SAFETY

Rubber seal between ratchet head and tube keeps lubrication in and contaminants out of the torque mechanism, assuring accuracy and repeatability.

SAFETY

Innovative linear ball bearing system eliminates friction between the spring and case for greater accuracy and repeatability. Produces a crisp, audible "click" over entire torque range.

SPEED & SAFETY

Detent locking ring allows easy setting of desired torque and prevents accidental change of torque setting while in use.

SAFETY

Lightly knurled and grooved handles provide non-slip grip and comfort.

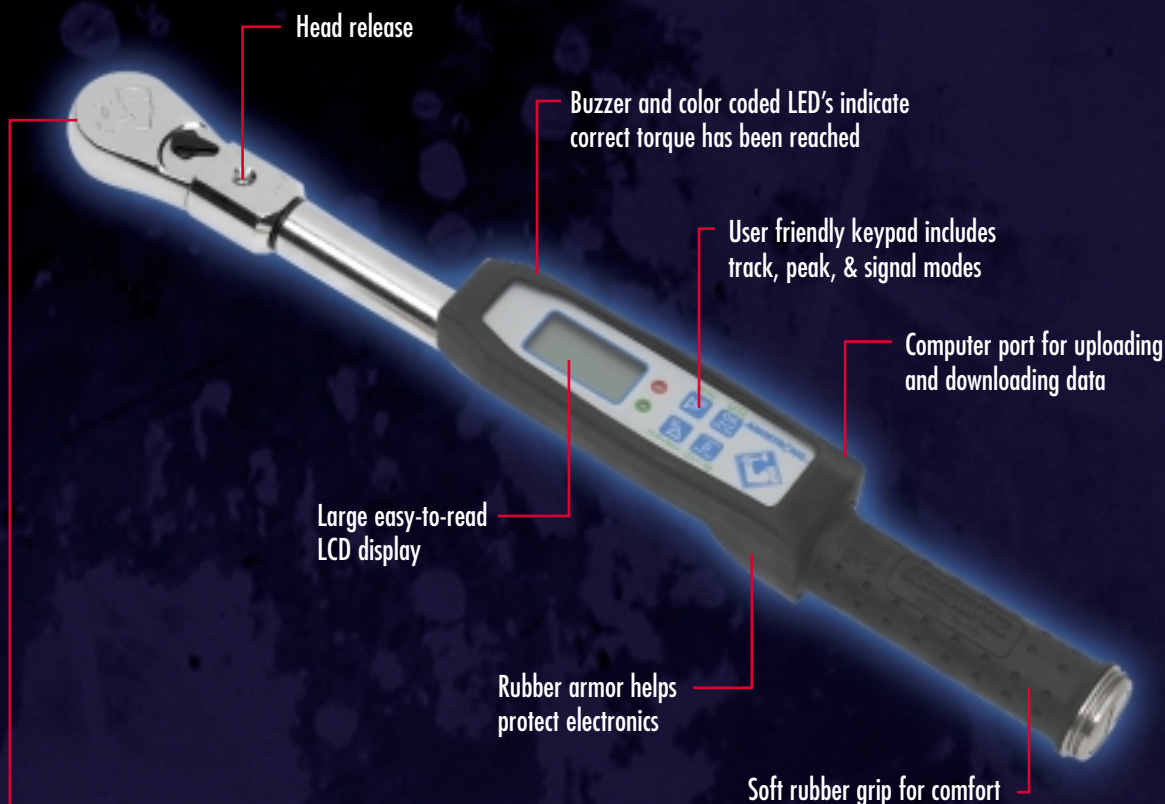
Now Available
Interchangeable heads



CE DIFFERENCE

ACCESS SAFETY

7



Interchangeable heads



Torque Tools

SECTION 7 CONTENTS

Micrometer Adjustable Torque Wrenches

Torque Screwdrivers

Dial Torque Wrenches

Deflecting Beam Torque Wrenches

Electronic Torque Wrenches

Torque Multipliers

Electronic

Torque Testers

SAFETY NOTICE

NEVER USE CHEATER BARS.
DO NOT EXCEED SPECIFIED TORQUE RANGES ON FASTENER OR TORQUE WRENCH.
PERIODIC CALIBRATION IS NECESSARY TO MAINTAIN ACCURACY. WE RECOMMEND
THIS BE DONE AT LEAST ONCE A YEAR OR EVERY 10,000 TORQUE APPLICATIONS.

Armstrong Torque Wrenches offer precise torque application in an easy-to-use durable design

Armstrong Micrometer "Click" style torque wrenches are forged, heat treated, and assembled in the USA using high alloy, domestically produced steel. Manufactured to rigid specifications ensures torque wrenches are of unequalled strength, durability, and accuracy.

Torque Tools
Armstrong Torque Wrenches offer precise torque application in an easy-to-use durable design

Armstrong Micrometer "Click" style torque wrenches are forged, heat treated, and assembled in the USA using high alloy, domestically produced steel. Manufactured to rigid specifications ensures torque wrenches are of unequalled strength, durability, and accuracy.



10° Ratcheting angle permits use in confined areas

Rubber seal keeps lubrication in, contaminants out of torque mechanism assuring accuracy of +/- 3% and repeatability

Chrome-plated, hardened steel body for strength and durability

INNOVATIVE LINEAR BALL BEARING SYSTEM

- Eliminates friction between the spring and case for greater accuracy and repeatability
- Eliminates speed sensitivity errors
- Produces a "Crisp, Audible Click" over the entire torque range

Easy to Read Dual Scales

- Primary scale in SAE
- Secondary scale in Metric

Detent-style locking collar prevents the accidental change of settings

Lightly knurled & grooved handle provides a comfortable, non-slip grip

NEW
Torque Wrench Tubes

* Now Available:
Interchangeable Heads

Torque Screwdriver

- Torque Screwdriver models have an accuracy +/- 6% clockwise (20-100% of full range).
- Clutch type release mechanism prevents overtorquing. Includes - 1/4" female hex adapter.
- Available in Pre-Set - Special Order.

Sturdy blow-mold storage case provides long-term protection

MADE IN THE USA





Micrometer Torque Wrenches

ACCURACY OF +/-3% CLOCKWISE (20-100% OF FULL RANGE)

- Provides precise torque application (Counterclockwise calibration available on special order)

HEAD DESIGN SPECIFICALLY FOR TORQUE WRENCHES

- Enclosed Head
 - Seals out dirt and contaminants
- Torque Wrap Design
 - Reduces stress on gear teeth and pawls for longer life
- 10° ratcheting angle
 - Permits use in confined areas

OPERATING / DESIGN CAPABILITIES

- Innovative linear ball bearing mechanism
 - Assures superior accuracy and repeatability by eliminating friction between the spring and case
 - Eliminates speed sensibility errors
 - Produces a crisp, audible click over the entire torque range
- Rubber seal between ratchet head and tube
 - Keeps lubrication in, dirt and contaminants out assuring accuracy and repeatability
- Detent-style locking collar
 - Allows for ease in setting desired torque
 - Prevents the accidental change of settings
- Handles are lightly knurled and grooved
 - Provides comfortable, non-slip grip



1/4" Drive Micrometer Adjustable Torque Wrenches, Ratchet Head

Product Number	Certified Model No.	PRIMARY SCALE		ALTERNATE SCALE		Head Width	Head Length	Head Thickness		Length, Inches	Weight lbs.	Ratchet Rep. Kit	Blow Mold Case
		Range	Incr.	Range	Incr.			less tang	with tang				
64-031	64-931	5-50 in/lb	1 in/lb	0.58-6.21 Nm	0.11 Nm	1.063	1.672	0.469	0.813	8.0	0.71	64-036	64-293
64-032	64-932	30-200 in/lb	1 in/lb	4-23 Nm	0.11 Nm	1.063	1.672	0.469	0.813	9.5	0.76	64-036	64-293
64-038	64-938	4-25 Nm	0.1 Nm	—	—	1.063	1.672	0.469	0.813	9.5	0.76	64-036	64-293

ASME B107.14M ISO 6789



3/8" Drive Micrometer Adjustable Torque Wrenches, Ratchet Head

Product Number	Certified Model No.	PRIMARY SCALE		ALTERNATE SCALE		Head Width	Head Length	Head Thickness		Length, Inches	Weight lbs.	Ratchet Rep. Kit	Blow Mold Case
		Range	Incr.	Range	Incr.			less tang	with tang				
64-041	64-941	50-250 in/lb	1 in/lb	6-29 Nm	0.11 Nm	1.063	1.672	0.469	0.969	9.5	0.76	64-077	64-293
64-042	64-942	100-1000 in/lb	5 in/lb	14-116 Nm	0.6 Nm	1.500	2.125	0.563	1.063	17.1	2.05	64-078	64-295
64-046	64-946	10-100 ft/lb	0.5 ft/lb	17-139 Nm	0.7 Nm	1.500	2.125	0.563	1.063	17.1	2.05	64-078	64-295
64-049	64-949	10-100 Nm	1 Nm	—	—	1.500	2.125	0.563	1.063	17.1	2.05	64-078	64-295

ASME B107.14M ISO 6789



1/2" Drive Micrometer Adjustable Torque Wrenches, Ratchet Head

Product Number	Certified Model No.	PRIMARY SCALE		ALTERNATE SCALE		Head Width	Head Length	Head Thickness		Length, Inches	Weight lbs.	Ratchet Rep. Kit	Blow Mold Case
		Range	Incr.	Range	Incr.			less tang	with tang				
64-081	64-981	240-1800 in/lb	12 in/lb	34-210 Nm	1.4 Nm	1.750	3.125	0.766	1.438	20.5	2.45	64-092	64-297
64-082	64-982	300-3000 in/lb	12 in/lb	43-348 Nm	1.4 Nm	1.750	3.125	0.766	1.438	24.0	2.45	64-092	64-298
64-084	64-984	10-100 ft/lb	0.5 ft/lb	17-139 Nm	0.7 Nm	1.500	2.125	0.563	1.250	17.1	2.05	64-091	64-295
64-085	64-985	10-150 ft/lb	1 ft/lb	20-210 Nm	1.4 Nm	1.750	3.125	0.766	1.438	20.5	2.45	64-092	64-297
64-086	64-986	25-250 ft/lb	1 ft/lb	43-348 Nm	1.4 Nm	1.750	3.125	0.766	1.438	24.0	2.45	64-092	64-298
64-089	64-989	40-340 Nm	2 Nm	—	—	1.750	3.125	0.766	1.438	24.0	2.45	64-092	64-298

ASME B107.14M ISO 6789



3/4" Drive Micrometer Adjustable Torque Wrenches, Ratchet Head

Product Number	Certified Model No.	PRIMARY SCALE		ALTERNATE SCALE		Head Width	Head Length	Head Thickness		Length, Inches	Weight lbs.
		Range	Incr.	Range	Incr.			less tang	with tang		
64-094	64-994	50-400 ft/lb	2.5 ft/lb	85-559 Nm	3.4 Nm	2.450	3.063	1.700	2.620	33.0	9.62
64-095	64-995	100-600 ft/lb	2.5 ft/lb	153-830 Nm	3.4 Nm	2.450	3.063	1.700	2.620	40.5	10.72
64-099	64-999	150-800 Nm	2.5 Nm	—	—	2.450	3.063	1.700	2.620	40.5	10.72

ASME B107.14M ISO 6789

NEW SIZE


Pre-Set Torque Wrenches, Ratchet Head

Torque settings must be pre-set by making a simple internal adjustment, using a torque tester to verify the value. Designed for repetitive use in production applications where inadvertent changes to the wrench setting are to be avoided. Rubber grip provides added comfort in repetitive situations.

Product Number	Drive Size	Torque Range	Torque Range	Head Width	Head Length	Head Thickness		Length, Inches	Weight lbs.	Ratchet Rep. Kit	Blow Mold Case
						less tang	with tang				
64-212	1/4"	30-200 in/lb	4-25 Nm	1.063	1.672	0.469	0.813	9.5	0.76	64-036	64-293
64-221	3/8"	50-250 in/lb	6-29 Nm	1.063	1.672	0.469	0.969	9.5	0.76	64-077	64-293
64-226	3/8"	10-100 ft/lb	17-139 Nm	1.500	2.125	0.563	1.063	17.1	2.05	64-078	64-295
64-236	1/2"	25-250 ft/lb	43-348 Nm	1.750	3.125	0.766	1.438	22.5	2.45	64-092	64-298
64-238*	3/4"	100-650 ft/lb	150-880 Nm	2.450	3.063	1.700	2.620	41.8	11.00		

ASME B107.14M

1/4" Torque Screwdrivers

Accuracy of +/-6% clockwise (20-100% of full range). Provides precise torque application. Clutch type release mechanism prevents over-torquing.

Product Number	Certified Model No.	PRIMARY SCALE		Length, Inches	Weight lbs.
		Range	Incr.		
64-002	64-902	20-100 in/oz	2 in/oz	6.8	0.79
64-005	64-905	6-36 in/lb	0.5 in/lb	6.8	0.79

Screwdrivers with Metric scales are available on special order.
Includes 1/4" Drive female Hex adapter

ASME B107.14M



Micrometer Adjustable Torque Wrench Tubes

Product Number	Drive Size	Description	Insert Size	Weight lbs.	Length, Inches
64-152	3/8"	750 in/lb	9 x 12mm	1.85	10.5
64-154	3/8"	75 in/lb	9 x 12mm	1.85	10.5
64-156	1/2"	3000 in/lb	14 x 18 mm	2.15	22.5
64-158	1/2"	250 in/lb	14 x 18 mm	2.15	22.5



Always wear eye protection when near tools in use.



Armstrong Torque Wrenches offer precise torque application in an easy-to-use durable design

Armstrong's newly designed dial torque wrenches provide precise, accurate torque measurement in a durable, easy to handle, comfortable wrench.



- Accuracy of +/- 4% in either direction
- Strong, corrosion resistant housing offers long-term performance
- Slim drive end allows easy access to tight spaces
- Large, dual-faced dials are color coded - silver for English, blue for metric - quick readings from any angle
- Rubber handle for comfortable grip (1/4", 3/8", 1/2" models)
- Memory indicator pointer remains at maximum torque for positive verification – valuable to determine breakaway torque
- Extension handle for extra leverage included on 600, 1000, and 2000 ft.lb. models
- Electric light signal and buzzer included on 600, 1000 and 2000 ft.lb. models for distinct audible and visual notification
- Sturdy, blow-mold case provides long-term protection



1/4" Drive Dial Torque Wrenches

Product Number	PRIMARY SCALE		SECONDARY SCALE		Length, Inches	Weight lbs.
	Range	Incr.	Range	Incr.		
64-302	0-75 in/lb	1 in/lb	0-8 Nm	0.2 Nm	10.25	1.20

ASME B107.14M ISO 6789

3/8" Drive Dial Torque Wrenches

Product Number	PRIMARY SCALE		SECONDARY SCALE		Length, Inches	Weight lbs.
	Range	Incr.	Range	Incr.		
64-352	0-250 in/lb	5 in/lb	0-27 Nm	0.5 Nm	10.25	1.30
64-355	0-600 in/lb	20 in/lb	0-66 Nm	2 Nm	12.50	1.30
64-358	0-50 ft/lb	1 ft/lb	0-66 Nm	2 Nm	12.50	1.30

ASME B107.14M ISO 6789

1/2" Drive Dial Torque Wrenches

Product Number	PRIMARY SCALE		SECONDARY SCALE		Length, Inches	Weight lbs.
	Range	Incr.	Range	Incr.		
64-402	0-175 ft/lb	5 ft/lb	0-225 Nm	5 Nm	21	2.9
64-405	0-250 ft/lb	5 ft/lb	0-330 Nm	10 Nm	21	2.9

ASME B107.14M ISO 6789

1/2" Drive Dial Torque Wrenches, Ratchet Head

Product Number	PRIMARY SCALE		SECONDARY SCALE		Length, Inches	Weight lbs.
	Range	Incr.	Range	Incr.		
64-407	0-250 ft/lb	5 ft/lb	0-330 Nm	10 Nm	23.30	3.50

ASME B107.14M ISO 6789

3/4" Drive Dial Torque Wrenches with Wire Dial Guard

Product Number	PRIMARY SCALE		ALTERNATE SCALE		Length, Inches	Weight lbs.
	Range	Incr.	Range	Incr.		
64-452	0-350 ft/lb	10 ft/lb	0-450 Nm	10 Nm	47	8.30

ASME B107.14M ISO 6789

3/4" Drive Dial Torque Wrenches

Equipped with an extension.

Product Number	PRIMARY SCALE		SECONDARY SCALE		Length, Inches	Weight lbs.
	Range	Incr.	Range	Incr.		
64-455	0-600 ft/lb	10 ft/lb	0-800 Nm	20 Nm	47	8.30
64-458*	0-600 ft/lb	10 ft/lb	0-800 Nm	20 Nm	47	8.30

ASME B107.14M ISO 6789

1" Drive Dial Torque Wrench, with Electric Light Signal Dial

Equipped with an extension.

Product Number	PRIMARY SCALE		SECONDARY SCALE		Length, Inches	Weight lbs.
	Range	Incr.	Range	Incr.		
64-502	0-1000 ft/lb	25 ft/lb	0-1325 Nm	25 Nm	72	12.8

ASME B107.14M ISO 6789






1" Drive Dial Torque Wrench, with Electric Light Signal Dial

Equipped with topside 1" square female drive for use with torque multiplier. Also equipped with 4 extensions.

Product Number	PRIMARY SCALE		SECONDARY SCALE		Length, Inches	Weight lbs.
	Range	Incr.	Range	Incr.		
64-505	0-2000 ft/lb	50 ft/lb	0-2650 Nm	50 Nm	111	42

ASME B107.14M ISO 6789



- Measures torque in both right and left hand directions
- Accuracy +/- 7% of indicated reading

Deflecting Beam Torque Wrenches

Product Number	Drive Size	PRIMARY SCALE		SECONDARY SCALE		Length, Inches	Weight lbs.
		Range	Incr.	Range	Incr.		
64-720	1/4"	0-60 in/lb	2.5 in/lb	0-70 cm/kg	0.25 cm/kg	11.0	0.50
64-730	3/8"	0-600 in/lb	25.0 in/lb	0-70 Nm	5 Nm	15.0	0.80
64-740	1/2"	0-150 ft/lb	5 ft/lb	0-200 Nm	10 Nm	18.3	1.50

ASME B107.14M ISO 6789

Introducing the world's first easy-to-use, yet technologically advanced electronic torque wrench.


Today's critical torque applications require 100% traceability providing the operator with 100% piece of mind. This breakthrough in torque measurement comes from Armstrong, the USA's largest producer of micrometer and dial torque wrenches. Armstrong has developed its new Electronic Torque Wrench featuring TorkLink™ software. This proprietary technology offers the most advanced features and benefits available in a user-friendly electronic torque wrench.

FEATURES:

- Accurate to +/- 1% of reading from 20% to 100% of wrench capability.
- Operates in up to 7 common torque units including in-lbs, ft-lbs, in-oz, Nm, cNm, mKg, cmKg.
- Allows 99 preset torque values to be programmed into the wrench and manually or automatically advanced during use.
- Stores up to 1,000 torque readings in memory for extended use before download of data is required. Alternately, the data can be downloaded continuously to a PC during use.
- Offers three levels of security to insure integrity of settings and data collection is maintained.
- Allows custom head interchanges and still maintains 1% accuracy.


Torque Tools


Head Release



Interchangeable Heads

Optional heads available in Box and Open Styles.



Buzzer and Color Coded LED's Indicate Correct Torque Has Been Reached

User-Friendly Keypad Includes Track, Peak, & Signal Modes

Computer Port for Uploading and Downloading Data

Large Easy-to-Read LCD Display

Collapsible Ring Allows Lanyard Attachments to Prevent Dropping

Rubber Armor Helps Protect Electronics

Soft Rubber Grip for Comfort

Battery Access

Manufactured to the highest standards, durable, yet lightweight the Armstrong Electronic Torque Wrench operates on 4 AA size batteries, offers up to 80 hours of operation, up to 1 year standby. Comes complete with certificate of calibration.

Made in USA with domestic and foreign components






TorkLink™ - The most sophisticated torque wrench software on the market!

Armstrong Electronic Torque Wrenches let you upload and download information with the press of a button. Generate easy to read, detailed reports instead of "pieces of paper" that provide traceability to your critical torque applications. Software allows you to download to Microsoft Excel to customize torque reports and certify torque applications. Just look at the difference!



Generate reports that take the guesswork out of torque!

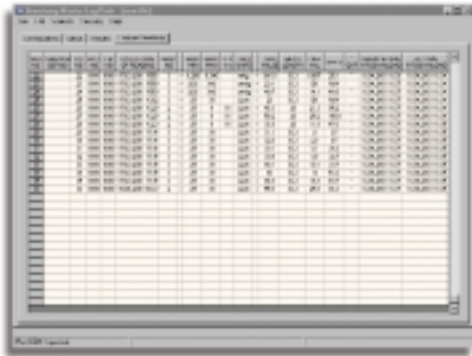
UPLOAD AND DOWNLOAD YOUR SETTINGS



UPLOAD AND DOWNLOAD PRESETS



TORQUE READINGS VIEW



GENERATE REPORTS WITH TRACEABILITY TO CRITICAL TORQUE APPLICATIONS

Torque Tools

1/4" Drive Electronic Torque Wrenches

Product Number	Drive Size	Description	PRIMARY SCALE Range	Increment	Insert Size	Length, Inches	Weight lbs.
64-555	1/4"	Electronic torque wrench	5-50 in/lb	0.02	9 x 12mm	16	4.03

NEW!

3/8" Drive Electronic Torque Wrenches

Product Number	Drive Size	Description	PRIMARY SCALE Range	Increment	Insert Size	Length, Inches	Weight lbs.
64-565	3/8"	Electronic torque wrench	25-250 in/lb	0.1	9 x 12mm	16.75	4.03
64-568	3/8"	Electronic torque wrench	10-100 ft/lb	0.1	9 x 12mm	17.38	4.03

NEW!

1/2" Drive Electronic Torque Wrenches

Product Number	Drive Size	Description	PRIMARY SCALE Range	Increment	Insert Size	Length, Inches	Weight lbs.
64-578	1/2"	Electronic torque wrench	25-250 ft/lb	0.02	14 x 18mm	23.75	5.27

NEW!

NEW!

Torque Wrench Replacement Heads

Product Number	Drive Size	Description	Insert Size
64-303	1/4" / 3/8"	TW Head Open End 1/4"	9 x 12mm
64-304	1/4" / 3/8"	TW Head Open End 5/16"	9 x 12mm
64-305	1/4" / 3/8"	TW Head Open End 3/8"	9 x 12mm
64-306	1/4" / 3/8"	TW Head Open End 7/16"	9 x 12mm
64-307	1/4" / 3/8"	TW Head Open End 1/2"	9 x 12mm
64-308	1/4" / 3/8"	TW Head Open End 9/16"	9 x 12mm
64-309	1/4" / 3/8"	TW Head Open End 5/8"	9 x 12mm
64-310	1/4" / 3/8"	TW Head Open End 11/16"	9 x 12mm
64-311	1/4" / 3/8"	TW Head Open End 3/4"	9 x 12mm
64-312	1/2"	TW Head Open End 7/16"	14 x 18mm
64-313	1/2"	TW Head Open End 1/2"	14 x 18mm
64-314	1/2"	TW Head Open End 9/16"	14 x 18mm
64-315	1/2"	TW Head Open End 5/8"	14 x 18mm
64-316	1/2"	TW Head Open End 11/16"	14 x 18mm
64-317	1/2"	TW Head Open End 3/4"	14 x 18mm
64-318	1/2"	TW Head Open End 13/16"	14 x 18mm
64-319	1/2"	TW Head Open End 7/8"	14 x 18mm
64-320	1/2"	TW Head Open End 15/16"	14 x 18mm
64-321	1/2"	TW Head Open End 1"	14 x 18mm
64-322	1/2"	TW Head Open End 1-1/8"	14 x 18mm
64-323	1/4" / 3/8"	TW Head Box End 1/4"	9 x 12mm
64-324	1/4" / 3/8"	TW Head Box End 5/16"	9 x 12mm
64-325	1/4" / 3/8"	TW Head Box End 3/8"	9 x 12mm
64-326	1/4" / 3/8"	TW Head Box End 7/16"	9 x 12mm
64-327	1/4" / 3/8"	TW Head Box End 1/2"	9 x 12mm
64-328	1/4" / 3/8"	TW Head Box End 9/16"	9 x 12mm
64-329	1/4" / 3/8"	TW Head Box End 5/8"	9 x 12mm
64-330	1/4" / 3/8"	TW Head Box End 11/16"	9 x 12mm
64-331	1/4" / 3/8"	TW Head Box End 3/4"	9 x 12mm
64-332	1/4" / 3/8"	TW Head Box End 13/16"	9 x 12mm
64-333	1/4" / 3/8"	TW Head Box End 7/8"	9 x 12mm
64-334	1/2"	TW Head Box End 1/2"	14 x 18mm
64-335	1/2"	TW Head Box End 9/16"	14 x 18mm
64-336	1/2"	TW Head Box End 5/8"	14 x 18mm
64-337	1/2"	TW Head Box End 11/16"	14 x 18mm
64-338	1/2"	TW Head Box End 3/4"	14 x 18mm
64-339	1/2"	TW Head Box End 13/16"	14 x 18mm
64-340	1/2"	TW Head Box End 7/8"	14 x 18mm
64-341	1/2"	TW Head Box End 15/16"	14 x 18mm
64-342	1/2"	TW Head Box End 1"	14 x 18mm





Reaction Bar Torque Multipliers

LOW INPUT TORQUE (160-225 IN/LB)

- Can easily be applied by one person using standard 1/2" drive tools

PLANETARY GEAR SYSTEM

- Provides output torque accuracy of +/-5%

STURDY CARRYING CASE

- Allows for convenient storage, easy transportation

SHEARABLE OUTPUT DRIVE SQUARE IS REPLACEABLE (1,200 TO 3,200 IN/LB MODELS)

- Square drive shears at 3-10% overload torque to protect against expensive internal damage

BUILT IN ANTI-BACKLASH DEVICE / TORQUE HOLDING RATCHET (2,200 TO 3,200 IN/LB MODELS)

- Maintains the multiplier's input torque allowing the use of ratcheting drive tools

BUILT IN ANGLE OF TURN PROTRACTOR (1,200 TO 3,200 IN/LB MODELS)

- Displays multiplier's output angle for use on fasteners requiring a specific angle rotation after applied torque



750 Foot Pound Reaction Bar Torque Multiplier

Product Number	Input Drive	Output Drive	Max Input ft/lb	Max Output ft/lb	Gear Ratio	Torque Ratio	Head Diameter	Head Thickness	Length, Inches	Weight lbs.
64-830	1/2 Sq. Female	3/4 Sq. Male	227	750	4.0:1	3.3:1	2.812	2.812	8.531	4.6



1,200 Foot Pound Reaction Bar Torque Multiplier

Product Number	Input Drive	Output Drive	Max Input ft/lb	Max Output ft/lb	Gear Ratio	Torque Ratio	Head Diameter	Head Thickness	Length, Inches	Weight lbs.	Repl. Sq. Dr.
64-832	1/2 Sq. Female	3/4 Sq. Male	200	1,200	6.3:1	6.0:1	3.937	4.062	14.125	13	64-850



2,200 Foot Pound Reaction Bar Torque Multiplier

Product Number	Input Drive	Output Drive	Max Input ft/lb	Max Output ft/lb	Gear Ratio	Torque Ratio	Head Diameter	Head Thickness	Length, Inches	Weight lbs.	Repl. Sq. Dr.
64-834	1/2 Sq. Female	1 Sq. Male	162	2,200	15.0:1	13.6:1	4.031	5.812	20	20.6	64-851



3,200 Foot Pound Reaction Bar Torque Multiplier

Product Number	Input Drive	Output Drive	Max Input ft/lb	Max Output ft/lb	Gear Ratio	Torque Ratio	Head Diameter	Head Thickness	Length, Inches	Weight lbs.	Repl. Sq. Dr.
64-836	1/2 Sq. Female	1 Sq. Male	173	3,200	20.2:1	18.5:1	4.031	6.375	20	22.1	64-852

2,000 Foot Pound Reaction Bar Torque Multiplier

Product Number	Input Drive	Output Drive	Max Input ft/lb	Max Output ft/lb	Gear Ratio	Torque Ratio	Head Diameter	Head Thickness	Length, Inches	Weight lbs.
64-833	3/4 Sq. Female	1 Sq. Male	500	2,000	4.27:1	4.0:1	3.80	4.50	19.50	12.00

Plate Reaction Torque Multipliers

LOW INPUT TORQUE (160-190 IN/LB)

- Can easily be applied by one person using standard 1/2" drive tools

SHEARABLE OUTPUT DRIVE SQUARE IS REPLACEABLE

- Square drive shears at 3-10% overload torque to protect against expensive internal damage

BUILT IN ANTI-BACKLASH DEVICE / TORQUE HOLDING RATCHET

- Maintains the multiplier's input torque allowing the use of ratcheting drive tools

PLANETARY GEAR SYSTEM

- Provides torque accuracy of +/-5%



2,200 Foot Pound Plate Reaction Torque Multiplier

Product Number	Input Drive	Output Drive	Max Input ft/lb	Max Output ft/lb	Gear Ratio	Torque Ratio	Head Diameter	Head Thickness	Length, Inches	Weight lbs.	Repl. Sq. Dr.
64-840	1/2 Sq. Female	1 Sq. Male	162	2,200	15.0:1	13.6:1	4.875	5.5	14.062	17.2	64-851



5,000 Foot Pound Plate Reaction Torque Multiplier

Product Number	Input Drive	Output Drive	Max Input ft/lb	Max Output ft/lb	Gear Ratio	Torque Ratio	Head Diameter	Head Thickness	Length, Inches	Weight lbs.	Repl. Sq. Dr.
64-842	1/2 Sq. Female	1-1/2 Sq. Male	189	5,000	29.25:1	26.5:1	5.625	8.75	14.906	34.0	64-853

8,000 Foot Pound Plate Reaction Torque Multiplier

Product Number	Input Drive	Output Drive	Max Input ft/lb	Max Output ft/lb	Gear Ratio	Torque Ratio	Head Diameter	Head Thickness	Length, Inches	Weight lbs.	Repl. Sq. Dr.
64-844	1/2 Sq. Female	1-1/2 Sq. Male	154	8,000	60.0:1	52.0:1	5.812	10.75	15.187	50.3	64-854

SAFETY NOTICE

ALWAYS POSITION REACTION BAR SOLIDLY AGAINST AN OBJECT WITH SUFFICIENT BULK TO WITHSTAND THE GENERATED FORCE. BE SURE TO HAVE A CLEAN, SECURE GRIP ON THE INPUT WRENCH TO AVOID KICK-BACK.

ALWAYS USE HEAVY DUTY POWER/IMPACT SOCKETS. DO NOT USE WITH POWER DRIVE TOOLS. COVER APPLICATIONS WITH APPROPRIATE SHIELD. DO NOT EXCEED INPUT CAPACITY.





Electronic Torque Testers

DESIGNED TO BE A STURDY, COMPACT, COST EFFICIENT TESTER

- Can be mounted on a wall or workbench allowing operators to test torque wrenches at their work stations

ALL STEEL CONSTRUCTION WITH DURABLE NO-BREAK ROTARY NECK

ACCURACY OF +/-1% OF INDICATED VALUE

- Includes accuracy certification

MULTIFUNCTION UNIT OFFERS VERSATILITY

- First Peak Mode
- Peak Mode
- Track Mode
- Quick set target torque for Go/No Go prompting
- Software on/auto off
- Three units of measure (ft-lb, in-lb, Nm)
- Three way LED prompting with buzzer (under/within/over target)
- Adjustable display allows you to see the digits at any angle

Product Number	Drive Size	Primary Scale Range	Secondary Scale Range	Weight lbs.
64-623	1/4"	5-50 in/lb	5.6-56 dNm	6
64-633	3/8"	25-250 in/lb	28-280 dNm	6
64-637	3/8"	10-100 ft/lb	13-136 Nm	6
64-647	1/2"	25-250 ft/lb	34-340 Nm	6
64-657	3/4"	60-600 ft/lb	81-813 Nm	6.5



Torque Tools

THE PERFORMAN

STRENGTH SPEED

SAFETY

Larger than average handle lengths and diameters increase comfort and reduce operator fatigue.

STRENGTH

Domed handle for applying added pressure.

STRENGTH

Broad, shallow flutes with chamfered edges provide comfortable grip for more torquing power.

STRENGTH

Full shaft heat treat provides superior strength that resists tip wear, as well as shank twisting and breakage.

STRENGTH

High polished, chrome plated blades for corrosion resistance.

SAFETY

Blasted tips eliminate chrome peel and provide superior fit between the tip and the fastener, reducing slippage and possible injury.

SAFETY

Extruded, tri-oval shaped handle conforms to the hand, increasing comfort and providing a smooth surface with no sharp edges.



CE DIFFERENCE

ACCESS SAFETY

SAE	Color	Metric	Color
5/32"	Amber	4	Black
3/16"	Black	5	Black
7/32"	Brown	5.5	Black
1/4"	Red	6	Black
9/32"	Orange	7	Black
5/16"	Amber	8	Black
11/32"	Green	9	Black
3/8"	Blue	10	Black
7/16"	Brown	11	Black
1/2"	Red	12	Black
9/16"	Red	13	Black
5/8"	Red	14	Black

SPEED

Handles are color coated for easy identification as well as provide SAE / Metric differentiation.

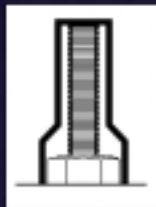


STRENGTH

Specifically heat-treated for the correct balance of strength and durability.

ACCESS

True hollow shaft accommodates long bolts or studs.



ACCESS

Manufactured to industrial specifications assuring a thin wall design with precise nut end dimensions.

SECTION 8 CONTENTS

Round Shank Screwdrivers
(Standard and Phillips)

Square Shank Screwdrivers
(Standard)

Cabinet/Electrician's
Style Screwdrivers

Torx® Screwdrivers

Bolster Screwdrivers

Hollow Shaft Nut Drivers
(Fractional and Metric)

Screw Starters

SAFETY NOTICE

Never use screwdrivers as pry bars, or for punching or chiseling. Be sure to match tip size to size of screw slot. Never use screwdrivers with chipped or rounded tips. Never substitute a standard Phillips screwdriver when driving Posidriv® screws.


Set 66-611
19 Pc. (Standard, Phillips, Cabinet) Screwdriver Set

Product Number	Tip Thickness	Tip Width, Inches	Blade Length, Inches
Phillips			
66-150	#2	1/4	1-1/2
66-152	#0	1/8	2-1/2
66-153	#1	3/16	3
66-155	#1	3/16	6
66-156	#2	1/4	4
66-158	#2	1/4	8
66-161	#3	5/16	6
66-164	#4	3/8	8
Standard (Square)			
66-203	0.030"	3/16	4
66-208	0.037"	1/4	4
66-217	0.042"	5/16	6
66-220	0.050"	3/8	8
66-226	0.070"	7/16	12
66-232	0.037"	1/4	1-1/2
Cabinet			
66-253	0.020"	1/8	3
66-255	0.020"	1/8	4
66-259	0.020"	1/8	8
66-262	0.037"	3/16	4
66-268	0.037"	3/16	8

Vinyl Rolls

29-415, 29-412, 29-411


Set 66-620
8 Pc. (Standard, Phillips, Cabinet) Screwdriver Set

Product Number	Tip Thickness	Tip Width, Inches	Blade Length, Inches
Standard (Round)			
66-102	0.037"	1/4	4
66-103	0.040"	5/16	6
Phillips			
66-153	#1	3/16	3
66-156	#2	1/4	4
66-161	#3	5/16	6
Cabinet			
66-261	0.037"	3/16	3
66-262	0.037"	3/16	4
66-265	0.037"	3/16	5

Vinyl Roll

29-415





Set 66-626
7 Pc. Standard (Square) Screwdriver Set

Product Number	Tip Thickness, Inches	Tip Width, Inches	Blade Length, Inches
66-203	0.030	3/16	4
66-211	0.037	1/4	6
66-214	0.042	5/16	8
66-217	0.042	5/16	6
66-221	0.050	3/8	10
66-223	0.050	3/8	12
66-232	0.037	1/4	1-1/2

Vinyl Roll

29-414



Set 66-606
6 Pc. Standard (Square) Screwdriver Set

Product Number	Tip Thickness, Inches	Tip Width, Inches	Blade Length, Inches
66-203	0.030	3/16	4
66-208	0.037	1/4	4
66-217	0.042	5/16	6
66-220	0.050	3/8	8
66-226	0.070	7/16	12
66-232	0.037	1/4	1-1/2

Vinyl Roll

29-412



Set 66-610
4 Pc. Standard (Square) Screwdriver Set

Product Number	Tip Thickness, Inches	Tip Width, Inches	Blade Length, Inches
66-202	0.020	1/8	3
66-203	0.030	3/16	4
66-217	0.042	5/16	6
66-220	0.050	3/8	8

Vinyl Roll

29-410




Set 66-608
6 Pc. Standard (Round) Screwdriver Set

Product Number	Tip Thickness, Inches	Tip Width, Inches	Blade Length, Inches
66-102	0.037	1/4	4
66-103	0.040	5/16	6
66-105	0.040	5/16	10
66-106	0.050	3/8	8
66-232	0.037	1/4	1-1/2
66-262	0.037	3/16	4

Vinyl Roll

29-412


Set 66-618
4 Pc. Cabinet Screwdriver Set

Product Number	Tip Thickness, Inches	Tip Width, Inches	Blade Length, Inches
66-261	0.037	3/16	3
66-262	0.037	3/16	4
66-267	0.037	3/16	6
66-268	0.037	3/16	8

Vinyl Roll

29-410


Set 66-604
8 Pc. Torx Screwdriver Set

Product Number	Tip Thickness	Tip Width, Inches	Blade Length, Inches
66-321	T10	3/16	3
66-323	T15	3/16	3
66-324	T15	3/16	1-1/4
66-326	T20	3/16	3
66-327	T25	3/16	3
66-329	T27	1/4	4
66-330	T30	1/4	4
66-332	T40	5/16	6

Vinyl Roll

29-415





Set 66-619
6 Pc. Phillips Screwdriver Set

Product Number	Tip Thickness	Tip Width, Inches	Blade Length, Inches
66-150	#2	1/4	1-1/2
66-152	#0	1/8	2-1/2
66-153	#1	3/16	3
66-156	#2	1/4	4
66-161	#3	5/16	6
66-164	#4	3/8	8

Vinyl Roll

29-412



Set 66-639
4 Pc. Phillips Screwdriver Set

Product Number	Tip Thickness	Tip Width, Inches	Blade Length, Inches
66-152	#0	1/8	2-1/2
66-153	#1	3/16	3
66-156	#2	1/4	4
66-161	#3	5/16	6

Vinyl Roll

29-410




Set 66-612
8 Pc. (Standard, Phillips) Screwdriver Set

Product Number	Tip Thickness, Inches	Tip Width, Inches	Blade Length, Inches
Standard (Round)			
66-501	0.040	1/4	4
66-502	0.037	3/16	3
66-504	0.045	5/16	6
66-505	0.037	1/4	4
66-507	0.055	3/8	8
Phillips			
66-524	#1	3/16	3
66-527	#2	1/4	4
66-530	#3	5/16	6

Vinyl Roll

29-415


Set 66-614
7 Pc. (Standard, Phillips, Cabinet) Screwdriver Set

Product Number	Tip Thickness, Inches	Tip Width, Inches	Blade Length, Inches
Standard (Round)			
66-504	0.045	5/16	6
Phillips			
66-524	#1	3/16	3
66-527	#2	1/4	4
Standard (Square)			
66-544	0.040	1/4	4
Cabinet			
66-561	0.035	3/16	3
66-563	0.035	3/16	4
66-564	0.035	3/16	6

Vinyl Roll

29-413


Set 66-615
5 Pc. (Standard, Phillips, Cabinet) Screwdriver Set

Product Number	Tip Thickness, Inches	Tip Width, Inches	Blade Length, Inches
Standard (Round)			
66-504	0.045	5/16	6
Phillips			
66-527	#2	1/4	4
Standard (Square)			
66-544	0.040	1/4	4
Cabinet			
66-564	0.035	3/16	6
66-567	0.035	3/16	8

Vinyl Roll

29-411



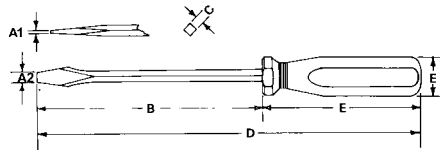


Standard Tip, Square Shank

Product Number	A1 Tip Thickness, Inches	A2 Tip Width, Inches	B Blade Length, Inches	C Blade Dia., Inches	D Overall Length, Inches	E Handle Size Dia. x Length	Screw Size
66-202*†	0.020	1/8	3	1/8	5-1/4	5/8 x 2-1/4	#2, 3
66-203†	0.030	3/16	4	3/16	7-3/4	1-1/16 x 3-3/4	#5, 6, 7
66-205†	0.030	3/16	6	3/16	9-3/4	1-1/16 x 3-3/4	#5, 6, 7
66-206	0.037	3/16	1-1/2	3/16	5-1/4	1-1/16 x 3-3/4	#5, 6, 7
66-208†	0.037	1/4	4	1/4	8-1/4	1-3/16 x 4-1/4	#8, 9
66-209†	0.037	1/4	8	1/4	12-1/4	1-3/16 x 4-1/4	#8, 9
66-211†	0.037	1/4	6	1/4	10-1/4	1-3/16 x 4-1/4	#8, 9
66-212†	0.037	1/4	3	1/4	7-1/4	1-3/16 x 4-1/4	#8, 9
66-214†	0.042	5/16	8	5/16	13	1-1/4 x 5	#10
66-215†	0.042	5/16	10	5/16	15	1-1/4 x 5	#10
66-217†	0.042	5/16	6	5/16	11	1-1/4 x 5	#10
66-218†	0.042	5/16	5	5/16	10	1-1/4 x 5	#10
66-220†	0.050	3/8	8	3/8	13-1/2	1-1/4 x 5-1/2	#12, 14-24, 1/4-3/8
66-221†	0.050	3/8	10	3/8	15-1/2	1-1/4 x 5-1/2	#12, 14-24, 1/4-3/8
66-223†	0.050	3/8	12	3/8	17-1/2	1-1/4 x 5-1/2	#12, 14-24, 1/4-3/8
66-224†	0.050	3/8	6	3/8	11-1/2	1-1/4 x 5-1/2	#12, 14-24, 1/4-3/8
66-226†	0.070	7/16	12	7/16	18	1-1/2 x 6	
66-227†	0.070	7/16	10	7/16	15	1-1/2 x 6	

†ANSI B107-15 Fed'l Spec. GGG-5-121e

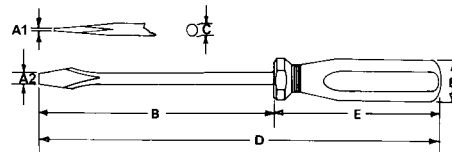
* Includes Pocket Clip



Standard Tip, Round Shank

Product Number	A1 Tip Thickness, Inches	A2 Tip Width, Inches	B Blade Length, Inches	C Blade Dia., Inches	D Overall Length, Inches	E Handle Size Dia. x Length	Screw Size
66-102†	0.037	1/4	4	1/4	8-1/4	1-3/16 x 4-1/4	#8, 9
66-103	0.040	5/16	6	5/16	11	1-1/4 x 5	#10
66-105	0.040	5/16	10	5/16	15	1-1/4 x 5	#10
66-106†	0.050	3/8	8	3/8	13-1/2	1-1/4 x 5-1/2	#12, 14-24, 1/4-3/8
66-108†	0.050	3/8	10	3/8	15-1/2	1-1/4 x 5-1/2	#12, 14-24, 1/4-3/8
66-109†	0.050	3/8	12	3/8	17-1/2	1-1/4 x 5-1/2	#12, 14-24, 1/4-3/8

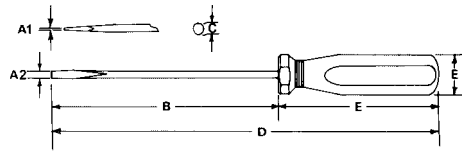
†ANSI B107-15 Fed'l Spec. GGG-5-121e



Cabinet Tip, Round Shank

Product Number	A1 Tip Thickness, Inches	A2 Tip Width, Inches	B Blade Length, Inches	C Blade Dia., Inches	D Overall Length, Inches	E Handle Size Dia. x Length	Screw Size
66-253*	0.020	1/8	3	1/8	5-1/4	5/8 x 2-1/4	#2, 3
66-255	0.020	1/8	4	1/8	6-1/4	7/8 x 3	#2, 3
66-256	0.020	1/8	5	1/8	7-1/4	7/8 x 3	#2, 3
66-258	0.020	1/8	6	1/8	8-1/4	7/8 x 3	#2, 3
66-259	0.020	1/8	8	1/8	10-1/4	7/8 x 3	#2, 3
66-261	0.037	3/16	3	3/16	6-3/4	1-1/16 x 3-3/4	#5, 6, 7
66-262	0.037	3/16	4	3/16	7-3/4	1-1/16 x 3-3/4	#5, 6, 7
66-265	0.037	3/16	5	3/16	8-3/4	1-1/16 x 3-3/4	#5, 6, 7
66-267	0.037	3/16	6	3/16	9-3/4	1-1/16 x 3-3/4	#5, 6, 7
66-268	0.037	3/16	8	3/16	11-3/4	1-1/16 x 3-3/4	#5, 6, 7
66-270	0.037	3/16	10	3/16	13-3/4	1-1/16 x 3-3/4	#5, 6, 7
66-271	0.040	1/4	10	1/4	14-1/4	1-3/16 x 4-1/4	#8, 9

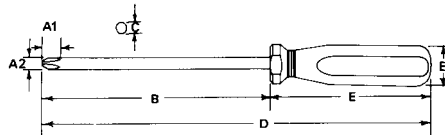
* Includes Pocket Clip


Phillips Tip, Round Shank

Product Number	A1 Tip Size	A2 Tip Width, Inches	B Blade Length, Inches	C Blade Dia., Inches	D Overall Length, Inches	E Handle Size Dia. x Length	Tip Size
66-152*	#0	1/8	2-1/2	1/8	4-3/4	5/8 x 2-1/4	P0
66-153	#1	3/16	3	3/16	6-3/4	1-1/16 x 3-3/4	P1
66-155	#1	3/16	6	3/16	9-3/4	1-1/16 x 3-3/4	P1
66-156	#2	1/4	4	1/4	8-1/4	1-3/16 x 4-1/4	P2
66-158	#2	1/4	8	1/4	12-1/4	1-3/16 x 4-1/4	P2
66-161	#3	5/16	6	5/16	11	1-1/4 x 5	P3
66-164	#4	3/8	8	3/8	13-1/2	1-1/4 x 5-1/2	P4

ANSI B107-15 Fed'l Spec. GGG-5-121e

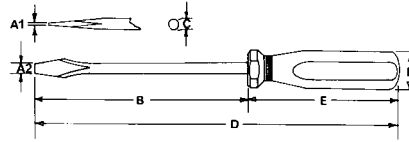
* Includes Pocket Clip





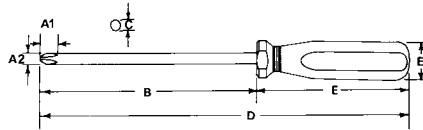
Standard Tip, Stubby

Product Number	A1 Tip Thickness, Inches	A2 Tip Width, Inches	B Blade Length, Inches	C Blade Dia., Inches	D Overall Length, Inches	E Handle Size Dia. x Length	Screw Size
66-230	0.030	3/16	1	3/16	3	1-3/16 x 2	#5, 6, 7
66-232	0.037	1/4	1-1/2	1/4	3-1/2	1-3/16 x 2	#8, 9



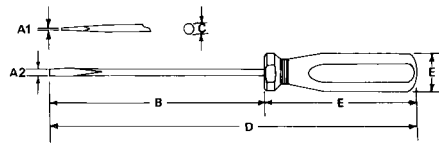
Phillips Tip, Stubby

Product Number	A1 Tip Size	A2 Tip Width, Inches	B Blade Length, Inches	C Blade Dia., Inches	D Overall Length, Inches	E Handle Size Dia. x Length	Screw Size
66-150	#2	1/4	1-1/2	1/4	3-1/2	1-3/16 x 2	P2



Standard Tip, with Pocket Clip

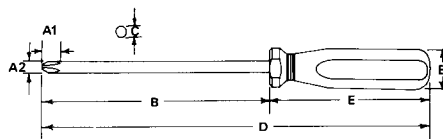
Product Number	A1 Tip Thickness, Inches	A2 Tip Width, Inches	B Blade Length, Inches	C Blade Dia., Inches	D Overall Length, Inches	E Handle Size Dia. x Length	Screw Size	Shank
66-253	0.020	1/8	3	1/8	5-1/4	5/8 x 2-1/4	#2, 3	Round
66-202	0.020	1/8	3	1/8	5-1/4	5/8 x 2-1/4	#2, 3	Square



Phillips Tip, with Pocket Clip

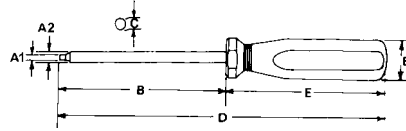
Product Number	A1 Tip Size	A2 Tip Width, Inches	B Blade Length, Inches	C Blade Dia., Inches	D Overall Length, Inches	E Handle Size Dia. x Length	Screw Size
66-152	#0	1/8	2-1/2	1/8	4-3/4	5/8 x 2-1/4	P0

ANSI B107-15 Fed'1 Spec. GGG-5-121e



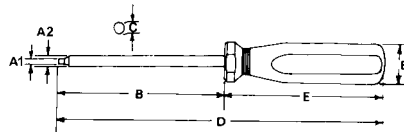
Torx, Round Shank

Product Number	A1 Tip Size	A2 Tip Width, Inches	B Blade Length, Inches	C Blade Dia., Inches	D Overall Length, Inches	E Handle Size Dia. x Length	Screw Size
66-321	T10	3/16	3	3/16	6-3/4	1-1/16 x 3-3/4	T-10
66-323	T15	3/16	3	3/16	6-3/4	1-1/16 x 3-3/4	T-15
66-324	T15	3/16	1-1/4	3/16	5	1-1/16 x 3-3/4	T-15
66-326	T20	3/16	3	3/16	6-3/4	1-1/16 x 3-3/4	T-20
66-327	T25	3/16	3	3/16	6-3/4	1-1/16 x 3-3/4	T-25
66-329	T27	1/4	4	1/4	4-1/4	1-3/16 x 4-1/4	T-27
66-330	T30	1/4	4	1/4	4-1/4	1-3/16 x 4-1/4	T-30
66-332	T40	5/16	6	5/16	11	1-1/4 x 5	T-40



Square Tip, Round Shank

Product Number	A1 Tip Size	A2 Tip Width, Inches	B Blade Length, Inches	C Blade Dia., Inches	D Overall Length, Inches	E Handle Size Dia. x Length	Screw Size
66-304	#1	3/16	3	3/16	6-3/4	1-1/16 x 3-3/4	R1
66-305	#2	1/4	4	1/4	8-1/4	1-3/16 x 4-1/4	R2
66-306	#3	1/4	4	1/4	8-1/4	1-3/16 x 4-1/4	R3

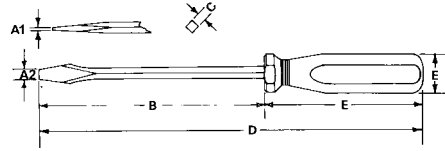




Standard Tip, Square Shank

Product Number	A1 Tip Thickness, Inches	A2 Tip Width, Inches	B Blade Length, Inches	C Blade Dia., Inches	D Overall Length, Inches	E Handle Size Dia. x Length	Screw Size
66-541	0.040	1/4	1-5/16	1/4	3-1/16	1-1/4 x 1-3/4	#8, 9
66-544	0.040	1/4	4	1/4	8-1/4	1-1/4 x 4-1/4	#8, 9
66-546	0.050	3/8	12	3/8	17-7/16	1-3/8 x 5-7/16	#12, 14-24, 1/4-3/8
66-547	0.050	5/16	6	5/16	10-7/8	1-1/4 x 4-7/8	#10, 12
66-550	0.055	3/8	8	3/8	12-7/8	1-1/4 x 4-7/8	#15, 18, 20
66-553	0.055	3/8	10	3/8	14-7/8	1-1/4 x 4-7/8	#15, 18, 20

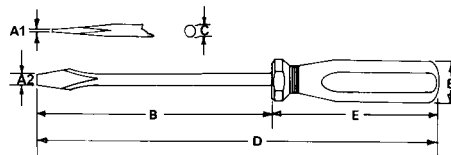
ANSI B107-15 Fed'l Spec. GGG-5-121e



Standard Tip, Round Shank

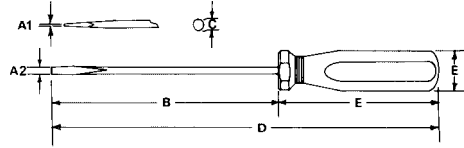
Product Number	A1 Tip Thickness, Inches	A2 Tip Width, Inches	B Blade Length, Inches	C Blade Dia., Inches	D Overall Length, Inches	E Handle Size Dia. x Length	Screw Size
66-502	0.037	3/16	3	3/16	7-3/4	1-1/8 x 3-3/4	#5, 6, 7
66-505	0.037	1/4	4	1/4	8-29/32	1-5/16 x 4-29/32	#8, 9
66-501	0.040	1/4	4	1/4	8-1/4	1-1/4 x 4-1/4	#8, 9
66-504	0.045	5/16	6	5/16	10-7/8	1-1/4 x 4-7/8	#12, 14, 16
66-509	0.050	3/8	10	3/8	15-7/16	1-3/8 x 5-7/16	#12, 14-24, 1/4-3/8
66-510	0.050	3/8	12	3/8	17-7/16	1-3/8 x 5-7/16	#12, 14-24, 1/4-3/8
66-507	0.055	3/8	8	3/8	12-7/8	1-1/4 x 4-7/8	#15, 18, 20

ANSI B107-15 Fed'l Spec GGG-5-121e



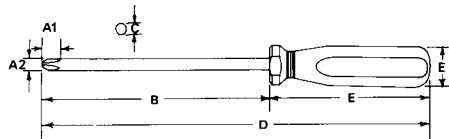
Cabinet Tip, Round Shank

Product Number	A1 Tip Thickness, Inches	A2 Tip Width, Inches	B Blade Length, Inches	C Blade Dia., Inches	D Overall Length, Inches	E Handle Size Dia. x Length	Screw Size
66-561	0.035	3/16	3	3/16	6-5/8	1-1/8 x 3-5/8	#5, 6, 7
66-563	0.035	3/16	4	3/16	7-3/4	1-1/8 x 3-5/8	#5, 6, 7
66-564	0.035	3/16	6	3/16	9-5/8	1-1/8 x 3-5/8	#5, 6, 7
66-567	0.035	3/16	8	3/16	11-5/8	1-1/8 x 3-5/8	#5, 6, 7
66-570	0.035	3/16	10	3/16	13-5/8	1-1/8 x 3-5/8	#5, 6, 7


Phillips Tip, Round Shank

Product Number	A1 Tip Size	A2 Tip Width, Inches	B Blade Length, Inches	C Blade Dia., Inches	D Overall Length, Inches	E Handle Size Dia. x Length	Screw Size
66-521	#2	1/4	1-5/16	1/4	3-1/16	1-1/4 x 1-3/4	P2
66-524	#1	3/16	3	3/16	6-5/8	1-1/8 x 3-5/8	P1
66-527	#2	1/4	4	1/4	8-1/4	1-1/8 x 4-1/4	P2
66-526	#2	1/4	6	1/4	10-29/32	1-5/16 x 4-29/32	P2
66-528	#2	1/4	12	1/4	16-29/32	1-1/8 x 3-5/8	P2
66-530	#3	5/16	6	5/16	10-7/8	1-1/4 x 4-7/8	P3

ANSI B107-15 Fed'l Spec GGG-5-121e





Set 66-843
7 Pc. Nut Driver Set

Approximate Weight, 1.45 lbs.

Product Number	Shank Size, Inches	Product Number	Shank Size, Inches
66-808	1/4	66-812	3/8
66-809	9/32	66-814	7/16
66-810	5/16	66-816	1/2
66-811	11/32		

Vinyl Roll

29-426



Set 66-845
11 Pc. Nut Driver Set

Approximate Weight, 2.31 lbs.

Product Number	Shank Size, Inches	Product Number	Shank Size, Inches
66-806	3/16	66-812	3/8
66-807	7/32	66-814	7/16
66-808	1/4	66-816	1/2
66-809	9/32	66-818	9/16
66-810	5/16	66-820	5/8
66-811	11/32		

Vinyl Roll

29-456



Set 66-847
7 Pc. Nut Driver Set

METRIC

Approximate Weight, 1.40 lbs.

Product Number	Shank Size, mm	Product Number	Shank Size, mm
66-831	5	66-835	8
66-832	5.5	66-836	9
66-833	6	66-837	10
66-834	7		

Vinyl Roll

29-426



Set 66-848
11 Pc. Nut Driver Set

METRIC

Approximate Weight, 1.98 lbs.

Product Number	Shank Size, mm	Product Number	Shank Size, mm
66-829	4	66-836	9
66-831	5	66-837	10
66-832	5.5	66-838	11
66-833	6	66-839	12
66-834	7	66-840	13
66-835	8		

Vinyl Roll

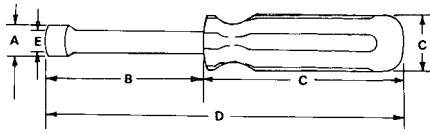
29-456



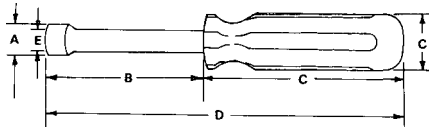
Hollow Shaft Nut Drivers, 6-Point Opening

Product Number	Opening, Inches	Weight, lbs.	A Drive End	B Shaft Length	C Handle Size Dia. x Length	D Overall Length	E Bolt Clearance	Handle Color
66-806	3/16	0.12	0.328	3.000	1.000 x 3.600	6.620	0.140	Black
66-807	7/32	0.12	0.373	3.000	1.000 x 3.600	6.620	0.140	Brown
66-808	1/4	0.13	0.421	3.000	1.000 x 3.600	6.620	0.196	Red
66-809	9/32	0.13	0.451	3.000	1.000 x 3.600	6.620	0.203	Orange
66-810	5/16	0.14	0.490	3.000	1.000 x 3.600	6.620	0.196	Amber
66-811	11/32	0.14	0.531	3.000	1.000 x 3.600	6.620	0.203	Green
66-812	3/8	0.16	0.570	3.000	1.000 x 3.600	6.620	0.272	Blue
66-814	7/16	0.19	0.648	3.000	1.060 x 4.000	7.000	0.272	Brown
66-816	1/2	0.21	0.718	3.000	1.060 x 4.000	7.000	0.333	Red
66-818	9/16	0.24	0.806	4.000	1.190 x 4.500	8.500	0.397	Red
66-820	5/8	0.27	0.890	4.000	1.190 x 4.500	8.500	0.453	Red

ANSI B107.12 Fed'l Spec. GGG-W-657c


Hollow Shaft Nut Drivers, 6-Point Opening
METRIC

Product Number	Opening, mm	Weight, lbs.	A Drive End	B Shaft Length	C Handle Size Dia. x Length	D Overall Length	E Bolt Clearance
66-829	4	0.10	8.0	76.0	25 x 91	167.0	4.0
66-831	5	0.12	10.0	76.0	25 x 91	167.0	4.0
66-832	5.5	0.12	10.0	76.0	25 x 91	167.0	4.0
66-833	6	0.13	11.0	76.0	25 x 91	167.0	5.0
66-834	7	0.13	12.0	76.0	25 x 91	167.0	5.0
66-835	8	0.14	13.0	76.0	25 x 91	167.0	5.0
66-836	9	0.14	14.0	76.0	25 x 91	167.0	5.0
66-837	10	0.15	15.0	76.0	26 x 101	177.0	7.0
66-838	11	0.18	17.0	76.0	26 x 101	177.0	7.0
66-839	12	0.20	17.0	76.0	26 x 101	177.0	7.0
66-840	13	0.27	18.0	76.0	26 x 101	177.0	8.0





Set 66-962
3 Pc. Screw & Nut Starter Set

Approximate Weight, .021 lbs.

Product

Number	Starter Type
66-924	5 for Slotted Screws
66-933	5 for Phillips Screws
66-943	5 for Nuts

Vinyl Roll

29-472



Screw and Nut Starters

Choose from either slotted or Phillips head screw starters. Blade and bit grip screw head with 15 pound pull. They release automatically and reset as screw is tightened. Magnet on handle makes this tool a handy retriever when screws fall into inaccessible places. Can be used on wide range of screw sizes.

Screw Starters, Slotted Screws

Product Number	Length, Inches	Weight, lbs.
66-921	2-1/2	0.02
66-924	5	0.04
66-927	9	0.06

Fed'l Spec. GGG-5-121e



Screw Starters, Phillips Screws

Product Number	Length, Inches	Weight, lbs.
66-933	5	0.05
66-936	9	0.08



Nut Starter, Hex Nuts

Product Number	Length, Inches	Weight, lbs.
66-943	5	0.05




Offset, Standard Tip

Product Number	Tip Width, Inches	Shank Length, Inches	Weight, lbs.
66-601	5/32	3	0.06
66-603	1/4	4	0.08
66-605	5/16	5	0.12
66-607	3/8	6	0.20


Offset, Phillips Tip

Product Number	Phillips Numbers	Shank Length, Inches	Weight, lbs.
66-609	1 & 2	4-1/2	0.10
66-613	3 & 4	6-1/2	0.16

SAFETY NOTICE

NEVER USE SCREWDRIVERS AS PRY BARS, OR FOR PUNCHING OR CHISELING. BE SURE TO MATCH TIP SIZE OF SCREW SLOT. NEVER USE SCREWDRIVERS WITH CHIPPED OR ROUNDED TIPS. NEVER SUBSTITUTE A STANDARD PHILLIPS SCREWDRIVER WHEN DRIVING POSIDRIV® SCREWS.



THE PERFORMAN

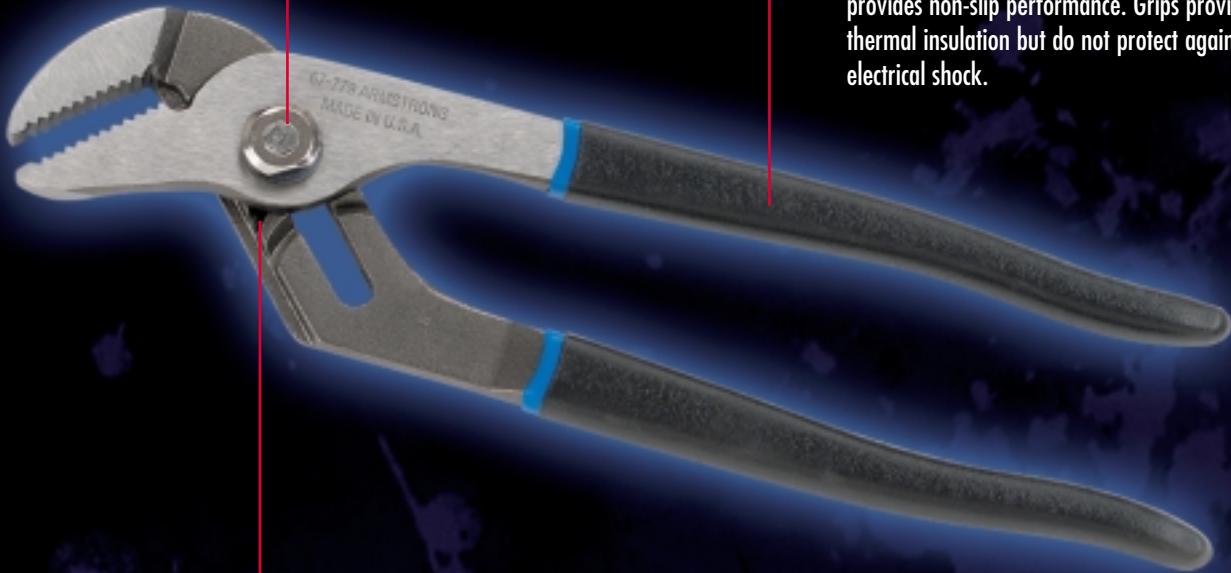
STRENGTH SPEED

SAFETY

Specially designed fastener insures permanent assembly for safer operation.

SAFETY

New double dip handle grips provide an added layer of grip material for increased operator comfort. Textured outer layer provides non-slip performance. Grips provide thermal insulation but do not protect against electrical shock.



STRENGTH

Precision milled undercut rib joint provides positive interlock between the two halves, eliminating separation of the two handles.



STRENGTH

Angled teeth provide superior gripping power over standard vertical teeth.



CE DIFFERENCE

ACCESS SAFETY

9

Pliers and Snips



ACCESS

Tapered nose allows access to minimal clearance areas while maintaining gripping ability.

ACCESS

Extra long handle also allows greater access to confined and restricted areas.

STRENGTH

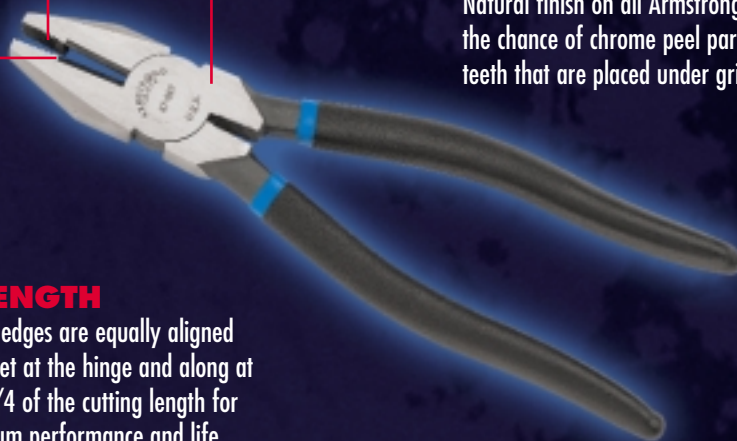
Extra long handle provides more holding power at the tip with less effort.

STRENGTH

Diamond serrated jaws provide a firm grip.

SAFETY

Natural finish on all Armstrong pliers eliminates the chance of chrome peel particularly on the teeth that are placed under gripping pressure.



STRENGTH

Cutting edges are equally aligned and meet at the hinge and along at least 3/4 of the cutting length for maximum performance and life.

SECTION 9 CONTENTS

Slip Joint Pliers

Solid Joint Pliers

Electrician's Pliers

Specialty Pliers

Retaining Ring Pliers

Wire Twister Pliers

Aviation Snips

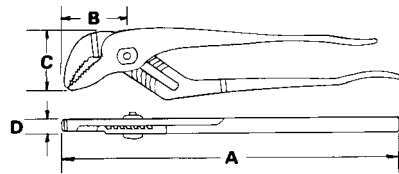
Cutting Snips

SAFETY NOTICE

Plastic "cushion" grips are intended for comfort and do not protect from electric shock. Use only those pliers with insulated handles when working near "hot" wires.

Do not attempt to cut hardened wire. Always cut at right angles; do not "rock" tool from side to side.

Wire and other fabricated metal products may snap or "spring" when being cut.

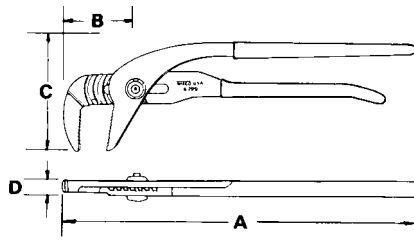
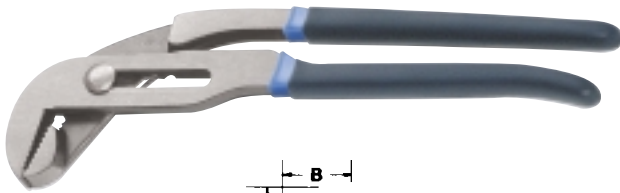
**NEW
 SIZE***


Tongue & Groove Pliers

Precision milled undercut rib joint provides positive interlock between the two halves, eliminating separation. Angled teeth provide superior gripping power over standard teeth. Specially designed fastener ensures permanent assembly and smooth operation.

Product Number	A Overall Length	B Jaw Length	C Jaw Width	D Jaw Thickness	Weight, lbs.
67-717**	5.000	1.000	0.750	0.187	0.13
67-777**	7.000	1.625	1.250	0.375	0.48
67-779**	10.000	1.500	1.594	0.328	0.91
67-781†	12.000	1.938	2.500	0.517	1.49
67-783†	16.000	4.500	2.312	0.594	2.61
67-785*	20.000	4.750	3.750	0.625	3.80


**ASME B107.23m †Fed'l Spec. GGG-P-471e



Pipewrench Tongue & Groove Pliers

Pipe wrench design with 90° offset head provides up to 20% more leverage.

Product Number	A Overall Length	B Jaw Length	C Jaw Width	D Jaw Thickness	Weight, lbs.
67-789	10.000	1.688	1.312	0.422	0.92
67-791	12.750	2.344	1.703	0.516	1.61



Midget Angle Nose Ignition Pliers

Product Number	Overall Length	Jaw Length	Jaw Width	Jaw Thickness	Weight, lbs.
67-830	5.250	0.700	0.875	0.175	0.10



Battery Pliers

Jaws forged at 30° angle to grips, making nuts on battery terminal clamps easily accessible.

Product Number	Overall Length	Weight, lbs.
67-831	7-1/2	0.42

ASME B107.23m

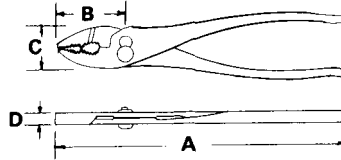




Slip Joint Pliers

Product Number	A Overall Length	B Jaw Length	C Jaw Width	D Jaw Thickness	Weight, lbs.
67-667	6.500	1.912	1.312	0.390	0.42
67-669	8.000	2.125	1.406	0.390	0.53
67-671	10.000	2.125	1.406	0.484	0.87

ASME B107.23m



Slip Joint Pliers, Plain Handle


Product Number	A Overall Length	B Jaw Length	C Jaw Width	D Jaw Thickness	Weight, lbs.
67-657	6.500	1.812	1.312	0.390	0.41
67-659	8.000	2.125	1.406	0.390	0.85
67-661	10.000	2.125	1.406	0.484	0.85



Slip Joint Pliers, Thin Nose

Product Number	A Overall Length	B Jaw Length	C Jaw Width	D Jaw Thickness	Weight, lbs.
67-687	6.500	1.812	1.312	0.215	0.40

ASME B107.23m



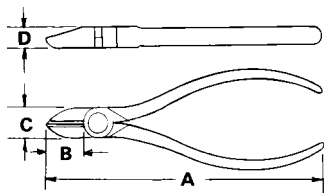
Hose Clamp Pliers

Natural Finish.

Product Number	A Overall Length	B Jaw Length	C Jaw Width	D Jaw Thickness	Weight, lbs.
67-699	8.000	2.062	1.406	0.390	0.53

ASME B107.23m





Long Reach High Leverage Diagonal Pliers

Extra long handle provides high leverage cutting capabilities with less effort. Extra wide handle provides more comfort and reduces hand fatigue. 30° angled head provides access to hard to reach areas.


Product Number	A Overall Length	B Jaw Length	C Jaw Width	D Jaw Thickness	Weight, lbs.
67-101	11.125	1.000	1.156	0.468	0.94



Diagonal Pliers, Angled Head, Heavy Duty

Product Number	A Overall Length	B Jaw Length	C Jaw Width	D Jaw Thickness	Weight, lbs.
67-123	8.000	0.875	1.125	0.500	0.57

ASME B107.11m



Diagonal Pliers, Heavy Duty

Product Number	A Overall Length	B Jaw Length	C Jaw Width	D Jaw Thickness	Weight, lbs.
67-109	7.125	0.750	1.125	0.438	0.43
67-113	8.000	0.875	1.125	0.500	0.56


ASME B107.11m



Long Reach Diagonal Pliers

Gripping tips provide cutting and gripping capabilities in one pliers.

Product Number	A Overall Length	B Jaw Length	C Jaw Width	D Jaw Thickness	Weight, lbs.
67-103	11.125	0.843	0.984	0.390	0.74



Diagonal Pliers

Precision machined cutting edges meet at the tip, providing improved cutting performance. Induction hardened cutting edge ensures maximum durability and long life.

Product Number	A Overall Length	B Jaw Length	C Jaw Width	D Jaw Thickness	Weight, lbs.
67-184	4.500	0.500	0.333	0.250	0.10
67-155	4.250	0.563	0.438	0.250	0.15
67-159	5.125	0.750	0.688	0.375	0.24
67-161	6.375	0.875	0.750	0.375	0.33
67-163	7.438	1.000	0.875	0.438	0.58

ASME B107.11m






Diagonal Pliers with Spring

Product Number	A Overall Length	B Jaw Length	C Jaw Width	D Jaw Thickness	Weight, lbs.
67-183	4.468	0.563	0.438	0.250	0.13
67-173	5.125	0.750	0.688	0.375	0.25
67-175	6.313	0.875	0.750	0.438	0.35

ASME B107.11m



Diagonal Pliers, Plastic Cutting with Spring

Product Number	A Overall Length	B Jaw Length	C Jaw Width	D Jaw Thickness	Weight, lbs.
67-195	6.375	0.875	0.750	0.375	0.39
67-197	7.438	1.125	0.888	0.438	0.63

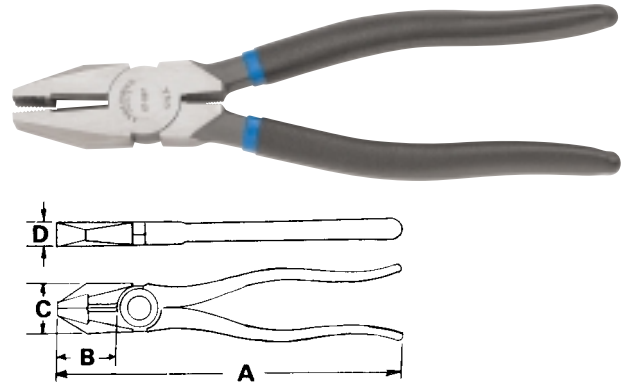


Lineman's Pliers

Precision machined cutting edges meet at the hinge, providing improved cutting performance. Induction hardened cutting edge ensures maximum durability and long life. Diamond serrated jaws provides a firm grip.

Product Number	A Overall Length	B Jaw Length	C Jaw Width	D Jaw Thickness	Weight, lbs.
67-063	6.438	1.000	0.938	0.438	0.49
67-065	7.375	1.250	1.000	0.500	0.68
67-067	8.375	1.313	1.000	0.563	1.01
67-069	9.500	1.500	1.250	0.563	1.15


ASME B107.20m



Ironworkers Plier

Product Number	A Overall Length	B Jaw Length	C Jaw Width	D Jaw Thickness	Weight, lbs.
67-071	9.500	1.500	1.300	0.600	0.98

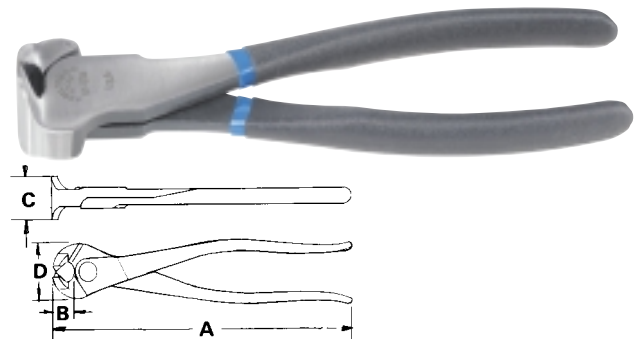
ASME B107.20m

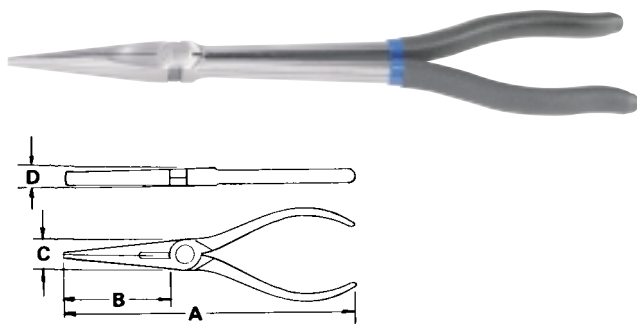


End Cutting Plier

Product Number	A Overall Length	B Jaw Length	C Jaw Width	D Jaw Thickness	Weight, lbs.
67-535	7.500	0.375	1.625	0.500	0.73

ASME B107.11m

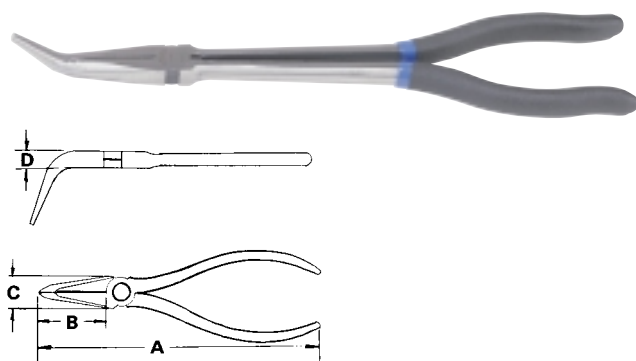




Long Reach Chain Nose Pliers

Extra long handle allows greater access to confined, restricted areas and provides more holding power at the tip with less effort.

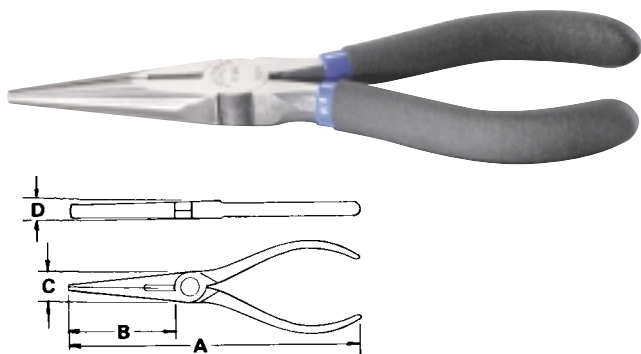
Product Number	A Overall Length	B Jaw Length	C Jaw Width	D Jaw Thickness	Weight, lbs.
67-240	11.562	2.812	0.718	0.406	0.63



Long Reach Bent Chain Nose Pliers

Extra long handle allows greater access to confined, restricted areas and provides more holding power at the tip with less effort. Bent nose design allows access around obstructions.

Product Number	A Overall Length	B Jaw Length	C Jaw Width	D Jaw Thickness	Weight, lbs.
67-241	11.375	2.562	0.718	0.406	0.62




Chain Nose Pliers with Wire Cutter

Tapered nose with diamond serrated edges allows access to minimal clearance areas, providing gripping ability. Precision machined cutting edges meet at the hinge, providing improved cutting performance. Induction hardened cutting edge gives maximum durability and long life.

Product Number	A Overall Length	B Jaw Length	C Jaw Width	D Jaw Thickness	Weight, lbs.
67-303	5.625	1.500	0.688	0.375	0.18
67-305	6.375	2.000	0.688	0.375	0.31
67-307	7.750	2.250	0.813	0.438	0.39

ASME B107.13m



Chain Nose Pliers

Product Number	A Overall Length	B Jaw Length	C Jaw Width	D Jaw Thickness	Weight, lbs.
67-253	4.750	1.063	0.438	0.375	0.11
67-255	5.313	1.630	0.750	0.375	0.23
67-257	6.313	2.000	0.688	0.375	0.32
67-259	7.875	2.250	0.813	0.435	0.37

ASME B107.13m

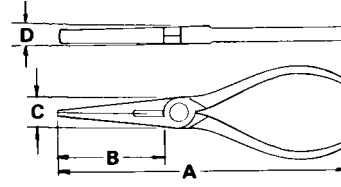





Chain Nose Pliers with Wire Stripper

Product Number	A Overall Length	B Jaw Length	C Jaw Width	D Jaw Thickness	Weight, lbs.
67-331	7.813	2.310	0.813	0.438	0.83

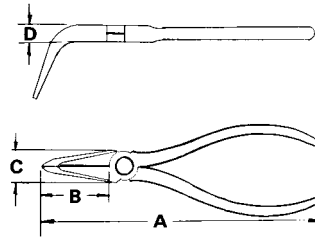

ASME B107.13m



Chain Nose Pliers, Bent

Product Number	A Overall Length	B Jaw Length	C Jaw Width	D Jaw Thickness	Weight, lbs.
67-401	5.875	1.313	0.688	0.375	0.26

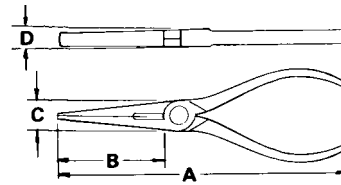
ASME B107.13m



Needle Nose Pliers, Long Thin

Product Number	A Overall Length	B Jaw Length	C Jaw Width	D Jaw Thickness	Weight, lbs.
67-357	5.875	2.063	0.438	0.250	0.25
67-367	6.875	2.250	0.688	0.375	0.29


ASME B107.13m

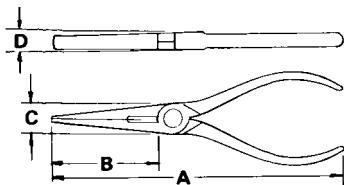



Needle Nose Pliers, Long Thin with Spring

Product Number	A Overall Length	B Jaw Length	C Jaw Width	D Jaw Thickness	Weight, lbs.
67-369	6.875	2.250	0.688	0.375	0.30

ASME B107.13m





Needle Nose Plier, Long Extra Thin

Product Number	A Overall Length	B Jaw Length	C Jaw Width	D Jaw Thickness	Weight, lbs.
67-370	6.250	2.000	0.562	0.312	0.21



Chain Nose Pliers, Long

Product Number	A Overall Length	B Jaw Length	C Jaw Width	D Jaw Thickness	Weight, lbs.
67-323	8.000	1.250	0.625	0.438	0.35

ASME B107.13m


Flat Nose Pliers

Product Number	A Overall Length	B Jaw Length	C Jaw Width	D Jaw Thickness	Weight, lbs.
67-441	6.500	2.062	1.625	0.500	0.31


Duckbill Pliers

Product Number	A Overall Length	B Jaw Length	C Jaw Width	D Jaw Thickness	Weight, lbs.
67-503	8.000	1.375	0.500	0.375	0.43

ASME B107.13m






Lock Ring Pliers, Standard Design

Right angle jaw tips are knurled on outside surface to hold rings securely. Tension spring closes jaws. 1-1/2" maximum jaw opening.

Product Number	Overall Length	Weight, lbs.
67-555	9.000	0.53




Lock Ring Pliers, Parallel Jaws, Compound Leverage

Right angle jaw tips are knurled on outside surface to hold rings securely. Tension spring closes jaws. 1" maximum jaw opening.

Product Number	Overall Length	Weight, lbs.
67-565	10.000	0.59

Fed'l Spec. GGG-P-471e



Cable Cutters

For use with copper or aluminum cable up to 2/0 gauge. Jamb nut on joint helps maintain even pressure on inside surface of blades. Ground blades cut easily and cleanly. Cushion grips for comfort. Not for use on steel.

Product Number	Overall Length	Weight, lbs.
67-850	7.500	0.58



CAUTION:

Plastic "cushion" grips are intended for comfort and do not protect from electric shock. Use only those pliers with insulated handles when working near "hot" wires.

Do not attempt to cut hardened wire. Always cut at right angles; do not "rock" tool from side to side.

Wire and other fabricated metal products may snap or "spring" when being cut.



Wire Stripper/Cutter, with Lock & Spring Return

Precision-ground stripping stations. Scissors-action cutter.

Product Number	Length, Inches	Strips Wire Sizes, No.	Weight, lbs.
67-889	6.125	10, 12, 14, 16, 18, 20	0.37



Wire Stripper/Cutter, with Spring Return

Precision-ground stripping stations. Scissors-action cutter.

Product Number	Length, Inches	Strips Wire Sizes, No.	Weight, lbs.
67-891	6.125	22, 24, 26, 28, 30	0.38



Wire Strippers, with Spring Return

Track adjustment for setting strip size. Slide lock.

Product Number	Length, Inches	Strips Wire Sizes, No.	Weight, lbs.
67-895	5.250	10, 12, 14, 16, 18, 20	0.21



Electrician's Stripper/Cutter/Crimper Pliers

Serrated pliers for pulling any looping wire. Precision-ground stripping stations. Longer, curved cutter required less force, handles heavier wire.

Product Number	Length, Inches	Strips Wire Sizes, No.	Crimps Wire Sizes, No.	Cuts Bolt Sizes	Weight lbs.
67-901	8.250	10, 12, 14, 16, 18, 20, 22	Auto 7 & 8 mm, 22-18, 16-10	4-40, 5-40, 6-32, 8-32, 10-32, 10-24	0.44





Electrician's Stripper/Cutter/Crimper Pliers

Insulated and non-insulated crimp stations. Curved cutter reduces force required to cut.

Product Number	Length, Inches	Strips Wire Sizes, No.	Crimps Wire Sizes, No.	Cuts Bolt Sizes	Weight, lbs.
67-905	8.625	10, 12, 14,16, 18, 20, 22	Auto 7 & 8 mm, 22-14, 12-10	4-40, 6-32, 8-32, 10-32, 10-24	0.48



Electrician's Stripper/Cutter/Crimper Pliers

Insulated and non-insulated crimp stations including weatherpack terminals. Anvil-type cutter.

Product Number	Length, Inches	Strips Wire Sizes, No.	Crimps Wire Sizes, No.	Cuts Bolt Sizes	Weight, lbs.
67-908	9.500	10, 12, 14, 16, 18	Auto 7 & 8 mm, 18, 16, 14, 12,10	none	0.62



Ergo Super Stripper Cutter

Long, curved cutter requires less force to cut. Lock protects cutting and stripping stations. Precision-ground stripping stations.

Product Number	Length, Inches	Strips Wire Sizes, No.	Cuts Bolt Sizes	Weight, lbs.
67-910	7.25	10-18 AWG solid wire 12-20 AWG stranded wire	6-32 8-32	0.31



Romex Strippers

"Staggered" cutting blade produces clean, sure cut with 30-50% less effort. Precision-ground stripping stations. Serrated pliers nose.

Product Number	Length, Inches	Strips Wire Sizes, No.	Cuts Bolt Sizes	Weight, lbs.
67-911	7.75	10-2 AWG	6-32, 8-32	0.40
67-912	7.75	12-2, 14-2 type NM-B Cable	6-32, 8-32	0.40



Retaining Ring Pliers Selection Guide

Note: Always select the largest diameter tip that will fit the retaining ring. To obtain correct pliers or retaining ring number, measure diameter of shaft (external) or bore (internal) where ring is to be installed or removed, and refer to table below. Retaining ring dash numbers are expressed in hundredths of an inch. Example: 5101-75 identifies Truarc's external ring series 5101 for a shaft approximately 0.750" (3/4") O.D.

Retaining Ring Manufacturers Cross Reference

Tip Dia., In	Tip Angle	Product			EXTERNAL For Retaining Rings by following manufacturers					INTERNAL For Retaining Rings by following manufacturers				
		External	Internal	Int./Ext. Convertible	Shaft Dia., Inches	Anderton United	Industro	Truarc	Dash Number	Bore Dia., Inches	Anderton United	Industro	Truarc	Dash Number
.025	0°	67-917	67-965	—	3/16 to 15/64	1400	3100	5100	-18 thru -23	1/4 to 5/16	N1300	3000X	N5000	-25 thru -31
	45°	—	—	1401		3101	5101	N1301			3001X	N5001		
	90°	—	—	1402		5102	N1302	5008			N5002			
.038	0°	67-923	67-971	68-025	1/4 to 21/32	1400	3100	5100	-25 thru -66	3/8 to 9/16	N1300	3000X	N5000	-37 thru -56
	45°	—	67-973	68-026		1401	3101	5101			N1301	3001X	N5001	
	90°	67-927	—	68-027		1402	5102	N1302			5008	N5002		
.047	0°	—	—	68-028	11/16 to 7/8	1400	3100	5100	-68 thru -87	5/8 to 1.02	N1300	3000X	N5000	-62 thru -102
	45°	—	—	68-029		1401	3101	5101			N1301	3001X	N5001	
	90°	—	—	68-030		1408	4100	5108			N1302	5008	N5002	
.070	0°	67-929	67-977	68-031	15/16 to 1-7/16	1400	3100	5100	-93 thru -143	1-1/16 to 1-3/4	N1300	3000X	N5000	-106 thru -175
	45°	—	—	68-032		1401	3101	5101			N1301	3001X	N5001	
	90°	—	—	68-033		1402	5102	N1302			5008	N5002		
.090	0°	—	67-983	68-034	1-1/2 to 3-1/2	1400	3100	5100	-150 thru -350	1-3/16 to 3	N1300	3000X	N5000	-181 thru -300
	45°	—	—	68-035		1401	3101	5101			N1301	3001X	N5001	
	90°	—	—	68-036		1408	4101	5108			N1302	4000	5008	
.115	0°	67-935	—	—	1-1/2 to 3-1/2	1400	3100	5100	-150 thru -350	2-1/16 to 3	—	—	—	-206 thru -300
	45°	—	—	—		1401	3101	5101			—	—	—	
	90°	—	—	—		1408	4100	5108			—	—	—	



Set 68-040

12 Pc. Internal/External Retaining Ring Plier Set

Furnished in blow-molded plastic case. Includes retaining ring chart and spaces for storing rings.

Approximate Weight, 3.50 lbs.

Product Number Description


68-025	.038 Tip, Internal/External, Straight
68-026	.038 Tip, Internal/External, 45°
68-027	.038 Tip, Internal/External, 90°
68-028	.047 Tip, Internal/External, Straight
68-029	.047 Tip, Internal/External, 45°
68-030	.047 Tip, Internal/External, 90°
68-031	.070 Tip, Internal/External, Straight
68-032	.070 Tip, Internal/External, 45°
68-033	.070 Tip, Internal/External, 90°
68-034	.090 Tip, Internal/External, Straight
68-035	.090 Tip, Internal/External, 45°
68-036	.090 Tip, Internal/External, 90°





Retaining Ring Pliers, Internal/External Convertible

For use with either external or internal retaining rings. To convert from internal to external application, remove pivot screw and reinstall into adjacent tapped hole, finger tight.




Product Number	Description
68-025	.038 Tip, Internal/External, Straight
68-026	.038 Tip, Internal/External, 45°
68-027	.038 Tip, Internal/External, 90°
68-028	.047 Tip, Internal/External, Straight
68-029	.047 Tip, Internal/External, 45°
68-030	.047 Tip, Internal/External, 90°
68-031	.070 Tip, Internal/External, Straight
68-032	.070 Tip, Internal/External, 45°
68-033	.070 Tip, Internal/External, 90°
68-034	.090 Tip, Internal/External, Straight
68-035	.090 Tip, Internal/External, 45°
68-036	.090 Tip, Internal/External, 90°

ASME B107.19 Fed'l Spec. GGG-P-480e

Retaining Ring Pliers, External

For use with external retaining rings only.




Product Number	Description
67-917	.025 Tip, External, Straight
67-923	.038 Tip, External, Straight
67-927	.038 Tip, External, 90°
67-929	.070 Tip, External, Straight
67-935	.115 Tip, External, Straight

ASME B107.19 Fed'l Spec. GGG-P-480e

Retaining Ring Pliers, Internal

For use with internal retaining rings only.



Product Number	Description
67-965	.025 Tip, Internal, Straight
67-971	.038 Tip, Internal, Straight
67-973	.038 Tip, Internal, 45°
67-977	.070 Tip, Internal, Straight
67-983	.090 Tip, Internal, Straight

ASME B107.19 Fed'l Spec. GGG-P-480e

NEW!

Set 68-015
6 Pc. Qtr-Turn™ Convertible Retaining Ring Pliers Set

For use with either external or internal retaining rings. For fast and easy conversion, make a 1/4 turn to release halves, then position into alternate slot - another 1/4 turn and it's back together. No threads to align or tighten. For 1/4" - 2" rings. Furnished in blow-molded plastic case.

Approximate Weight, 2.50 lbs.

Product
Number Description

68-001	.038 Tip, 1/4 Convertible, Straight
68-003	.038 Tip, 1/4 Convertible, 90°
68-004	.047 Tip, 1/4 Convertible, Straight
68-006	.047 Tip, 1/4 Convertible, 90°
68-007	.070 Tip, 1/4 Convertible, Straight
68-009	.070 Tip, 1/4 Convertible, 90°

NEW!

Set 68-016
12 Pc. Qtr-Turn™ Convertible Retaining Ring Pliers Set

For use with either external or internal retaining rings. For fast and easy conversion, make a 1/4 turn to release halves, then position into alternate slot - another 1/4 turn and it's back together. No threads to align or tighten. For 1/4" - 3-1/2" rings. Furnished in blow-molded plastic case.

Approximate Weight, 5 lbs.

Product
Number Description

68-001	.038 Tip, 1/4 Convertible, Straight
68-002	.038 Tip, 1/4 Convertible, 45°
68-003	.038 Tip, 1/4 Convertible, 90°
68-004	.047 Tip, 1/4 Convertible, Straight
68-005	.047 Tip, 1/4 Convertible, 45°
68-006	.047 Tip, 1/4 Convertible, 90°
68-007	.070 Tip, 1/4 Convertible, Straight
68-008	.070 Tip, 1/4 Convertible, 45°
68-009	.070 Tip, 1/4 Convertible, 90°
68-010	.090 Tip, 1/4 Convertible, Straight
68-011	.090 Tip, 1/4 Convertible, 45°
68-012	.090 Tip, 1/4 Convertible, 90°





Retaining Ring Pliers, Internal/External Qtr-Turn™ Convertible

For use with either external or internal retaining rings. For fast and easy conversion, make a 1/4 turn to release halves, then position into alternate slot - another 1/4 turn and it's back together. No threads to align or tighten. For 1/4" - 3-1/2" rings.

Product Number	Description	Weight, lbs.
68-001	.038 Tip, 1/4 Convertible, Straight	0.1875
68-002	.038 Tip, 1/4 Convertible, 45°	0.1875
68-003	.038 Tip, 1/4 Convertible, 90°	0.1875
68-004	.047 Tip, 1/4 Convertible, Straight	0.1875
68-005	.047 Tip, 1/4 Convertible, 45°	0.1875
68-006	.047 Tip, 1/4 Convertible, 90°	0.1875
68-007	.070 Tip, 1/4 Convertible, Straight	0.3125
68-008	.070 Tip, 1/4 Convertible, 45°	0.3125
68-009	.070 Tip, 1/4 Convertible, 90	0.3125
68-010	.090 Tip, 1/4 Convertible, Straight	0.5625
68-011	.090 Tip, 1/4 Convertible, 45°	0.5625
68-012	.090 Tip, 1/4 Convertible, 90°	0.5625



**Set 68-056
6 Pc. Cam-Lock™ Convertible Retaining Ring Plier Set**

For 1/4" - 2" internal and external rings. Patented design allows for quick change-over from internal to external. Furnished in blow-molded plastic case.

Approximate Weight, 2.50 lbs.

Product Number	Description
68-045	.038 Tip, Cam-Lock Convertible, 18°
68-046	.038 Tip, Cam-Lock Convertible, 90°
68-047	.047 Tip, Cam-Lock Convertible, 18°
68-048	.047 Tip, Cam-Lock Convertible, 90°
68-049	.070 Tip, Cam-Lock Convertible, 18°
68-050	.070 Tip, Cam-Lock Convertible, 90°



Pliers and Snips

NEW!


Retaining Ring Pliers, Internal/External Cam-Lock™ Convertible

For use with either external or internal retaining rings. For fast and easy conversion, compress handles slightly, depress shift button, and turn knob. For 1/4" - 2" internal and external rings. Patented design allows for quick change-over from internal to external.

Product Number	Description	Weight, lbs.
68-045	.038 Tip, Cam-Lock Convertible, 18°	0.1875
68-046	.038 Tip, Cam-Lock Convertible, 90°	0.1875
68-047	.047 Tip, Cam-Lock Convertible, 18°	0.1875
68-048	.047 Tip, Cam-Lock Convertible, 90°	0.1875
68-049	.070 Tip, Cam-Lock Convertible, 18°	0.3125
68-050	.070 Tip, Cam-Lock Convertible, 90°	0.3125



Set 68-065 Light Duty Retaining Ring Pliers Set

Precision-ground replaceable tips. Spring return.

Contents: Two replaceable tip Retaining Ring Pliers-one external (for shaft diameters 3/8" - 2"), one internal (for bore diameters 3/8" - 2"). Includes 68-067 replaceable tip set. Comes complete in plastic box (pliers not sold separately).

Approximate Weight, 0.73 lbs.

Replacement Tip Set 68-067

Precision-ground replaceable tips. Designed to be used with 68-065 replaceable tip Retaining Ring Pliers Set.

Contents: 8 pairs of color coded interchangeable replaceable tips.

Approximate Weight, 0.04 lbs.

2 pairs, straight, .047 dia., Silver	2 pairs, 45° angle, .047 dia., Silver
2 pairs, straight, .070 dia., Gold	2 pairs, 90° angle, .038 dia., Black

ASME B107.19 Fed'l Spec. GGG-P-480e





Set 68-079
6 Pc. Internal/External Convertible Pliers Set

3 Pliers and 3 Replacement Tip Sets in blow-molded plastic case.
Approximate Weight, 3.48 lbs.

Includes:

Table with 2 columns: Plier Number / Tip Set Number and For Shaft & Bore Dia., In. Lists models 68-069, 68-070, 68-071 and tip sets 68-074, 68-075, 68-076 with their respective size ranges.

ASME B107.19 Fed'l Spec. GGG-P-480e
*New style available second quarter 2005




Retaining Ring Pliers, Internal/External Convertible

Easily convertible for both internal and external applications. Spring-loaded handles speed operation, and ratchet mechanism on largest size helps control large retaining rings. Replaceable tips are locked into place with set screw. Hex Key is included.

Table with 4 columns: Product Number, Includes Tips, Dia./Angle, For Shafts & Bores, Dia., and Weight, lbs. Lists models 68-069, 68-070, and 68-071 with their specifications.

*New style available second quarter 2005




Replacement Tip Sets

For use with Internal/External Convertible Pliers. Each tip set is furnished in plastic pouch, and includes hex key.

Table with 4 columns: Product Number, Includes Tips, Dia./Angle, For Shafts & Bores, Dia., and Weight, lbs. Lists tip set models 68-074, 68-075, and 68-076.

ASME B107.19 Fed'l Spec. GGG-P-480e





Set 68-080

Heavy Duty Retaining Ring Pliers Set

Two replaceable tip Retaining Ring Pliers with spring ratchet lock assembly—one external (for shaft diameters 1-1/2" through 3-3/4"), and one internal (for bore diameters 2-7/16" through 4"). Includes 8 pairs of interchangeable tips, and blow-molded plastic case. Approximate Weight, 2.47 lbs.

Interchangeable Tips:

1 pair, straight, .108" dia., Black
 1 pair, 15° angle, .108" dia., Black
 1 pair, 45° angle, .108" dia., Black
 1 pair, 90° angle, .108" dia., Black

Interchangeable Tips:

1 pair, straight, .120" dia., Silver
 1 pair, 15° angle, .120" dia., Silver
 1 pair, 45° angle, .120" dia., Silver
 1 pair, 90° angle, .120" dia., Silver

ASME B107.19 Fed'l Spec. GGG-P-480e

Replacement Tip Set 68-082

For use with Heavy Duty Retaining Ring Pliers Set 68-080
 Approximate Weight, 0.07 lbs.

1 pair, straight, .108" dia., Black	1 pair, 45° angle, .108" dia., Black
1 pair, 15° angle, .108" dia., Black	1 pair, 90° angle, .108" dia., Black

Replacement Tip Set 68-083

For use with Heavy Duty Retaining Ring Pliers Set 68-080
 Approximate Weight, 0.07 lbs.

1 pair, straight, .120" dia., Silver	1 pair, 45° angle, .120" dia., Silver
1 pair, 15° angle, .120" dia., Silver	1 pair, 90° angle, .120" dia., Silver



Super Heavy Duty Retaining Ring Pliers

Extra large retaining rings require a great deal of force to expand or compress during installation or removal. In addition to providing the leverage necessary to handle big retaining rings, they feature a spring-loaded ratchet mechanism which allows ring to be compressed or expanded in gradual "moves". Tool then locks at desired size, requiring no hard pressure on handle to maintain control of ring. Tools are furnished with straight tips. Angled tips are also available. See Replacement Tip Sets.

Product

Number Description

68-090	.120 Tip, Internal, 16" Long
68-095	.120 Tip, External, 16" Long

ASME B107.19 Fed'l Spec. GGG-P-480e

Replacement Tip Set 68-092

For use with Super Heavy Duty Retaining Ring Pliers 68-090
 Approximate Weight, 0.06 lbs.

1 pair, straight, .120" dia., Black	1 pair, 90° angle, .120" dia., Black
1 pair, 45° angle, .120" dia., Black	

Replacement Tip Set 68-097

For use with Super Heavy Duty Retaining Ring Pliers 68-095
 Approximate Weight, 0.06 lbs.

1 pair, straight, .120" dia., Black	1 pair, 45° angle, .120" dia., Black
1 pair, 90° angle, .120" dia., Black	





**Set 68-199
6 Pc. Wiretwister Pliers Set**

3 Wiretwister Pliers and 3 spools of stainless steel safety wire in sizes: 0.020", 0.032" and 0.041". In fitted, blow-molded plastic case.

Approximate Weight, 3.32 lbs.

Pliers Sizes

6" Diagonal Nose	19" Deep Reach
9" Auto Right Hand	



Wiretwister Pliers are essential tools for safety-wiring fasteners in engines, gearboxes or any assembly where fasteners cannot be permitted to "back out", and/or when it is critical that precise torque is maintained. Cutting knives are specially heat treated to ease cutting of stainless steel wire, and diamond-pattern serrations on jaws grip wire securely.

Wiretwister, Manual, Diagonal Nose, RH Twist

Product Number	For Wire Size, Inches	Length, Inches	Total Length, Inches	Weight, lbs.
68-163	.020" to .041"	6	8.375	0.59

ASME B107.18m Fed'l Spec. GGG-W-340b



Wiretwister, Manual, Diagonal Nose, RH Twist

Product Number	For Wire Size, Inches	Length, Inches	Total Length, Inches	Weight, lbs.
68-171	.020" to .060"	9	10.5	0.85

ASME B107.18m Fed'l Spec. GGG-W-340b



Wiretwister, Automatic, Diagonal Nose, RH Twist

Product Number	For Wire Size, Inches	Length, Inches	Total Length, Inches	Weight, lbs.
68-175	.020" to .060"	9	10.5	0.85

ASME B107.18m Fed'l Spec. GGG-W-340b



Wiretwister, Deep Reach

Product Number	For Wire Size, Inches	Length, Inches	Weight, lbs.
68-191	.020" to .041"	19.000	0.43



NEW!

Wiretwister, Diagonal Nose, Reversible Twist


Product Number	Description	Wire Capacity (In. dia.)	Weight, lbs.
68-177	6" Reversible Wire Twister Pliers	0.041	0.500
68-179	9" Reversible Wire Twister Pliers	0.060	0.875



Miniature Snips, Cushion Grips

These light duty snips can cut sheet metal or wire up to 0.025" thick. Spring keeps handles open during use, but they can be locked closed to protect cutting edges during storage.

Product Number	Length of Cut, Inches	Length, Inches	Weight, lbs.
68-241	1-1/4	6.500	0.29




Aviation Snips, Color Coded Vinyl Grips

Compound leverage design makes for easy cutting in a wide range of materials from very light stainless to heavy 18 gauge steel. Jaws are drop forged steel, carefully heat treated; cutting edges are serrated. Spring-activated latch unlocks jaws automatically when handles are pressed together. Latch cannot close accidentally.

Product Number	Cuts	Grip Color	Length of Cut, Inches	Length, Inches	Weight, lbs.
68-251	Left	Red	1-3/8	10.000	1.08
68-253	Right	Green	1-3/8	10.000	1.08
68-255	Straight	Yellow	1-3/8	10.000	1.08

ASME B107.16 Fed'l Spec. GGG-S-291f



Offset Aviation Snips, Color Coded Vinyl Grips

All of the features of our straight pattern Aviation Snips, plus the considerable advantage of jaws offset below the grips. The offset design makes cutting sheet metal easier and more comfortable, and provides greater safety as hand stays above the work and well away from any sharp or jagged edges.

Product Number	Cuts	Grip Color	Length of Cut, Inches	Length, Inches	Weight, lbs.
68-261	Left & Straight	Red	1-1/4	10.000	1.22
68-263	Right & Straight	Green	1-1/4	10.000	1.22

ASME B107.16 Fed'l Spec. GGG-S-291f



Straight Cutting Snips, Cushion Grips

Designed for cutting in straight lines only, including inside and outside corners.

Product Number	Length of Cut, Inches	Length, Inches	Weight, lbs.
68-271	2	7.000	0.39
68-273	2-1/4	10.000	0.82
68-275	3	12.750	1.45
68-278	2-1/2	16.500	3.63

ASME B107.16 Fed'l Spec. GGG-S-291f

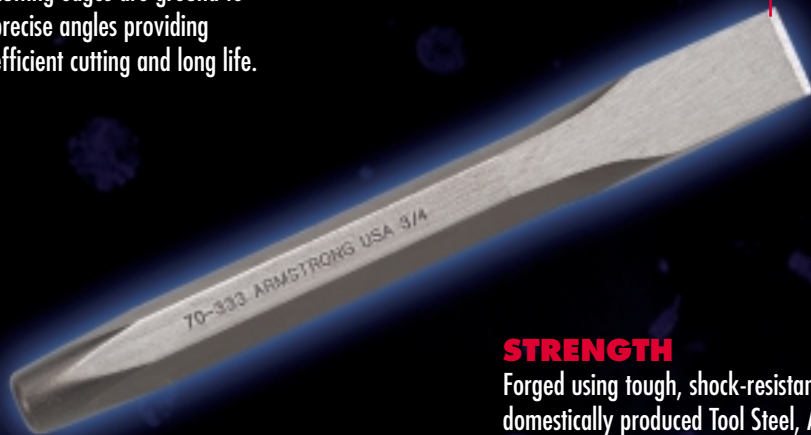


THE PERFORMAN

STRENGTH SPEED

STRENGTH

Cutting edges are ground to precise angles providing efficient cutting and long life.



STRENGTH


Tip is manufactured with reverse taper preventing the tool from binding in the workpiece.

STRENGTH

Forged using tough, shock-resistant, domestically produced Tool Steel, Armstrong punches and chisels are of unequalled strength, toughness and durability. This also provides superior tensile strength over high alloy and high carbon steels.

STRENGTH

Full shank is heat treated to help extend the life of the tool. The struck end is drawn back during the process to prevent the head from "mushrooming" too quickly.



SAFETY

Modified Parabolic Head directs the striking force to the center of the tool for greater resistance to "mushrooming" and chipping.



SAFETY

Hex stock fits more securely in Cold Chisel Holder and also reduces the tendency to roll on a work surface.

SAFETY

Black oxide finish with two polished panels allows easily identifiable size markings and "Wear Safety Goggles" warning.





STRENGTH

Forged using domestically produced steel and components, insures unequalled strength, toughness and durability.

SAFETY

Enables tool users to strike all sizes of punches and chisels while protecting against hand injury.

SAFETY

"Wear Safety Goggles" is prominently stamped on the handle as a safety reminder.

SAFETY

Tri-oval handle conforms to the hand increasing comfort and reducing operator fatigue.



SAFETY

Uniquely shaped "V" head effectively traps the punch or chisel securely, minimizing the risk of slippage or injury.

SECTION 10 CONTENTS

Punches and Chisels

Hammers

Pry Bars

SAFETY NOTICE

WEAR SAFETY GOGGLES.
DO NOT USE A DAMAGED PUNCH OR CHISEL.
USE A PUNCH AND CHISEL HOLDER TO PREVENT HAND INJURY.
KEEP THE CUTTING EDGE OF A CHISEL DIRECTED AWAY FROM PEOPLE.


Set 70-568
27 Pc. Punch and Chisel Set

Approximate Weight, 9.86 lbs.

Punches		Holder	Chisels	
Product Number	Point Diameter	Product Number	Product Number	Width of Cut
70-103	3/32"	70-000	70-301	1/4"
70-105	1/8"		70-303	5/16"
70-107	5/32"		70-305	3/8"
70-109	3/16"		70-309	1/2"
70-131	1/4"		70-311	5/8"
70-155	3/32"		70-313	3/4"
70-157	1/8"		70-315	7/8"
70-161	3/16"		70-317	1"
70-165	1/4"		70-319	1-1/8"
70-193	3/16"			
70-197	1/4"			
70-129	7/32"			
70-163	7/32"			
70-189	1/8"			
		Center Punches		
		Product Number	Stock Size	
		70-235	3/8"	
		70-239	1/2"	
		70-255	3/8"	
Vinyl Roll				
29-403				


Set 70-567
19 Pc. Punch and Chisel Set

Approximate Weight, 9.11 lbs.

Punches		Chisels		Holder
Product Number	Point Diameter	Product Number	Width of Cut	Product Number
70-103	3/32"	70-309	1/2"	70-000
70-105	1/8"	70-311	5/8"	
70-109	3/16"	70-313	3/4"	
70-131	1/4"	70-315	7/8"	
70-155	3/32"	70-317	1"	
70-157	1/8"			
70-161	3/16"			
70-165	1/4"			
70-193	3/16"			
70-197	1/4"			
70-199	5/16"			
70-201	3/8"			
70-239	1/2"			
Vinyl Roll				
29-402				


Set 70-565
12 Pc. Punch and Chisel Set

Approximate Weight, 1.64 lbs.

Punches		Chisels		Vinyl Roll
Product Number	Point Diameter	Product Number	Width of Cut	
70-103	3/32"	70-303	5/16"	29-404
70-105	1/8"	70-307	7/16"	
70-109	3/16"	70-309	1/2"	
70-153	1/16"	70-393	7/32"	
70-157	1/8"	70-421	3/16"	
70-161	3/16"			
70-235	3/8"			





Set 70-560
5 Pc. Tool Steel Cold Chisel Set

Approximate Weight, 2.62 lbs.

Product Number	Width of Cut	Product Number	Width of Cut
70-325	3/8"	70-333	3/4"
70-329	1/2"	70-335	7/8"
70-331	5/8"		

Vinyl Roll
29-407



Set 70-563
10 Pc. Cold Chisel Set

Approximate Weight, 5.55 lbs.

Product Number	Width of Cut	Product Number	Width of Cut
70-301	1/4"	70-311	5/8"
70-303	5/16"	70-313	3/4"
70-305	3/8"	70-315	7/8"
70-307	7/16"	70-317	1"
70-309	1/2"	70-319	1-1/8"

Vinyl Roll
29-405



Set 70-562
7 Pc. Cold Chisel Set

Approximate Weight, 2.80 lbs.

Product Number	Width of Cut	Product Number	Width of Cut
70-303	5/16"	70-311	5/8"
70-305	3/8"	70-313	3/4"
70-307	7/16"	70-315	7/8"
70-309	1/2"		

Vinyl Roll
29-406



Set 70-564
5 Pc. Cold Chisel Set

Approximate Weight, 1.19 lbs.

Product Number	Width of Cut	Product Number	Width of Cut
70-303	5/16"	70-309	1/2"
70-305	3/8"	70-311	5/8"
70-307	7/16"		

Vinyl Roll
29-407



Punch Sets


Set 70-550
19 Pc. Punch Set

Approximate Weight, 5.28 lbs.

Punches

Product Number	Point Diameter	Product Number	Point Diameter
70-103	3/32"	70-161	3/16"
70-105	1/8"	70-165	1/4"
70-107	5/32"	70-167	5/16"
70-109	3/16"	70-133	5/16"
70-131	1/4"	70-189	1/8"
70-155	3/32"	70-193	3/16"
70-157	1/8"	70-197	1/4"
70-159	5/32"		

Center Punches

Product Number	Stock Size
70-235	3/8"
70-239	1/2"
70-255	3/8"

Holder

Product Number

70-000

Vinyl Roll

29-401


Set 70-552
10 Pc. Tool Steel Pin Punch Set

Approximate Weight, 2.07 lbs.

Product Number	Point Diameter	Product Number	Point Diameter
70-110	1/16"	70-120	7/32"
70-112	3/32"	70-122	1/4"
70-114	1/8"	70-124	9/32"
70-116	5/32"	70-126	5/16"
70-118	3/16"	70-128	3/8"

Vinyl Roll

29-405


Set 70-553
7 Pc. Tool Steel Pin Punch Set

Approximate Weight, 1.12 lbs.

Product Number	Point Diameter	Product Number	Point Diameter
70-110	1/16"	70-118	3/16"
70-112	3/32"	70-120	7/32"
70-114	1/8"	70-122	1/4"
70-116	5/32"		

Vinyl Roll

29-406





Set 70-556
5 Pc. Tool Steel Long Pin Punch Set

Approximate Weight, 1.77 lbs.

Product Number	Point Diameter	Product Number	Point Diameter
70-042	5/32"	70-045	1/4"
70-043	3/16"	70-047	5/16"
70-044	7/32"		

Vinyl Roll

29-407



Set 70-554
7 Pc. Pin Punch Set

Approximate Weight, 1.11 lbs.

Product Number	Point Diameter	Product Number	Point Diameter
70-101	1/16"	70-109	3/16"
70-103	3/32"	70-129	7/32"
70-105	1/8"	70-131	1/4"
70-107	5/32"		

Vinyl Roll

29-406



Set 70-557
7 Pc. Roll Pin Punch Set

Approximate Weight, 0.66 lbs.

Product Number	Point Diameter	Product Number	Point Diameter
70-260	1/16"	70-268	3/16"
70-262	3/32"	70-270	7/32"
70-264	1/8"	70-272	1/4"
70-266	5/32"		

Vinyl Roll

29-406



Set 70-559
5 Pc. Drift Punch Set

Approximate Weight, 2.73 lbs.

Product Number	Point Diameter	Product Number	Point Diameter
70-189	1/8"	70-197	1/4"
70-193	3/16"	70-199	5/16"
70-195	7/32"		

Vinyl Roll

29-407



Cold Chisels



Punch and Chisel Holder

Holds punches and chisels up to 1-1/16" hex stock; SAFETY: Protects against hand injury. Tri-oval shaped handle conforms to the hand increasing comfort, reducing operator fatigue. SAFETY: Safety Warning is prominently visible. "V" shaped head effectively traps the punch or chisel securely reducing risk of injury.

Product Number	Length Contracted, Inches	Length Expanded, Inches	Weight, lbs.
70-000	7.5	8.75	0.72



Tool Steel Cold Chisels

Product Number	Width of Cut, Inches	Stock Size, Inches	Length, Inches	Weight, lbs.
70-325	3/8	5/16	5-1/2	0.13
70-329	1/2	7/16	6	0.26
70-331	5/8	1/2	6-1/2	0.37
70-333	3/4	5/8	7	0.60
70-335	7/8	3/4	7-1/2	0.90
70-337	1	7/8	8	1.25

ASME B209.1 Fed'l Spec. GGG-C-313c



Cold Chisels

Product Number	Width of Cut, Inches	Stock Size, Inches	Length, Inches	Weight, lbs.
70-301	1/4	1/4	4-3/4	0.08
70-303	5/16	5/16	5	0.12
70-305	3/8	5/16	5-1/4	0.13
70-307	7/16	3/8	5-1/2	0.16
70-309	1/2	3/8	6	0.19
70-311	5/8	1/2	6-1/2	0.33
70-313	3/4	5/8	7	0.60
70-315	7/8	3/4	7-1/2	0.91
70-317	1	7/8	8	1.33
70-319	1-1/8	7/8	8	1.39



Extra Long Cold Chisels

Product Number	Width of Cut, Inches	Stock Size, Inches	Length, Inches	Weight, lbs.
70-347	5/8	1/2	12	0.68
70-353	3/4	5/8	12	1.05
70-357	3/4	5/8	18	1.42
70-361	7/8	3/4	12	1.54
70-367	1	7/8	12	2.08
70-369	1	7/8	18	3.01





Rivet Buster

Product Number	Stock Size, Inches	Length, Inches	Weight, lbs.
70-481	5/8	12	1.08



Cape Chisels

Product Number	Width of Cut, Inches	Stock Size, Inches	Length, Inches	Weight, lbs.
70-391	3/16	1/4	5	0.10
70-393	7/32	5/16	5	0.10
70-395	1/4	3/8	5	0.13
70-397	5/16	3/8	5-3/4	0.19
70-399	3/8	1/2	6	0.27



Round Nose Chisels

Product Number	Width of Cut, Inches	Stock Size, Inches	Length, Inches	Weight, lbs.
70-447	3/16	1/4	5	0.09
70-449	1/4	3/8	6	0.18
70-451	5/16	3/8	6	0.31
70-453	3/8	1/2	6-1/2	0.37



Diamond Point Chisels

Product Number	Width of Cut, Inches	Stock Size, Inches	Length, Inches	Weight, lbs.
70-419	5/32	5/16	5	0.06
70-421	3/16	3/8	5	0.15
70-423	1/4	3/8	6	0.18
70-425	5/16	1/2	6	0.40
70-427	3/8	5/8	6-1/2	0.47



SAFETY NOTICE

Punches and chisels can be made to chip when struck by or against a hard surface, resulting not only in damage to the tool, but possibly an eye or other bodily injury. Always wear safety goggles when near a punch or chisel in use. Never use a punch or chisel with a mushroomed head.

Pin Punches



Tool Steel Pin Punches

Product Number	Point Dia., Inches	Stock Size, Inches	Length, Inches	Weight, lbs.
70-110	1/16	1/4	4	0.05
70-112	3/32	5/16	4-1/2	0.09
70-114	1/8	5/16	4-3/4	0.09
70-116	5/32	5/16	5	0.10
70-118	3/16	3/8	5-1/4	0.14
70-120	7/32	3/8	5-1/2	0.15
70-122	1/4	3/8	5-3/4	0.17
70-124	9/32	3/8	5-3/4	0.17
70-126	5/16	7/16	6	0.24
70-128	3/8	1/2	6	0.35

ASME B107.48m Fed'l Spec. GGG-P-831F



Tool Steel Long Pin Punches

Product Number	Point Dia., Inches	Stock Size, Inches	Length, Inches	Weight, lbs.
70-041	1/8	5/16	8	0.12
70-042	5/32	5/16	8	0.13
70-043	3/16	3/8	8	0.16
70-044	7/32	3/8	8	0.18
70-045	1/4	3/8	8	0.19
70-047	5/16	7/16	8	0.28
70-049	3/8	1/2	8	0.38

ASME B107.48m Fed'l Spec. GGG-P-831F



Pin Punches

Product Number	Point Dia., Inches	Stock Size, Inches	Length, Inches	Weight, lbs.
70-101	1/16	5/16	4-1/4	0.07
70-103	3/32	5/16	4-3/4	0.08
70-105	1/8	5/16	5	0.08
70-107	5/32	5/16	5-1/4	0.08
70-109	3/16	5/16	5-1/2	0.08
70-129	7/32	3/8	7	0.16
70-131	1/4	3/8	7	0.18
70-133	5/16	1/2	7	0.30



Roll Pin Punches

Product Number	Point Dia., Inches	Stock Size, Inches	Length, Inches	Weight, lbs.
70-260	1/16	3/16	2-3/4	0.02
70-262	3/32	3/16	3-1/2	0.02
70-264	1/8	1/4	4	0.04
70-266	5/32	1/4	4-1/2	0.04
70-268	3/16	3/8	4-1/2	0.08
70-270	7/32	3/8	5	0.08
70-272	1/4	7/16	5-1/2	0.13
70-274	5/16	7/16	6	0.17
70-276	3/8	1/2	6	0.21
70-280	1/2	5/8	6	0.38





Drift Punches

Product Number	Point Dia., Inches	Stock Size, Inches	Length, Inches	Weight, lbs.
70-187	3/32	3/8	7-1/2	0.26
70-189	1/8	3/8	8	0.29
70-191	5/32	1/2	8-1/2	0.34
70-193	3/16	1/2	9	0.38
70-195	7/32	1/2	9-1/2	0.45
70-197	1/4	5/8	11	0.68
70-199	5/16	5/8	11	0.72
70-201	3/8	3/4	11	0.76



Long Aligning Punch

Product Number	Point Dia., Inches	Stock Size, Inches	Length, Inches	Weight, lbs.
70-221	5/16	3/4	18	0.82



Starting Punches

Product Number	Point Dia., Inches	Stock Size, Inches	Length, Inches	Weight, lbs.
70-153	1/16	5/16	4-1/2	0.08
70-155	3/32	5/16	4-1/2	0.09
70-157	1/8	5/16	4-1/2	0.09
70-159	5/32	3/8	5	0.13
70-161	3/16	3/8	5	0.13
70-163	7/32	1/2	5-1/2	0.27
70-165	1/4	1/2	6	0.29
70-167	5/16	5/8	7	0.32



Center Punches

Product Number	Stock Size, Inches	Length, Inches	Weight, lbs.
70-231	1/4	4-1/4	0.06
70-233	5/16	4-1/2	0.08
70-235	3/8	5	0.13
70-237	7/16	5-1/2	0.21
70-239	1/2	6	0.28
70-241	5/8	7	0.42




Prick Punches

Product Number	Stock Size, Inches	Length, Inches	Weight, lbs.
70-251	1/4	4-1/4	0.05
70-253	5/16	4-1/2	0.09
70-255	3/8	5	0.13
70-257	1/2	6	0.29



Pry Bars



Set 70-579 4 Pc. Pry Bar Set

Approximate Weight, 5.51 lbs.

Product Number	Blade Length, Inches	Product Number	Blade Length, Inches
70-531	3/8 x 7	70-535	1/2 x 18
70-533	3/8 x 12	70-537	1/2 x 24



Set 70-578 4 Pc. Aligning/Rolling Head Set

Approximate Weight, 7.04 lbs.

Product Number	Stock Size, Inches	Product Number	Stock Size, Inches
70-503	5/8	70-519	1/2
70-505	3/4	70-521	5/8



Pry Bars

Product Number	Tip Width, Inches	Stock Size, Inches	Blade Length, Inches	OAL, Inches	Weight, lbs.
70-531	5/8	3/8	7	12	0.47
70-533	5/8	3/8	12	17	0.75
70-535	11/16	1/2	18	25	1.72
70-537	11/16	1/2	24	31	2.28
70-539	1	7/8	28	36	3.69



Aligning Pry Bars

Product Number	Stock Size, Inches	Length, Inches	Weight, lbs.
70-501	1/2	14	0.78
70-503	5/8	16	1.45
70-505	3/4	24	3.08
70-507	7/8	30	4.78
70-509	7/8	46	7.33
70-511	1-1/16	54	10.45



Rolling Head Bars

Product Number	Stock Size, Inches	Length, Inches	Weight, lbs.
70-517	3/8	9	0.29
70-519	1/2	15	0.87
70-521	5/8	18	1.59





Safety Glasses 69-990

Attractive, modern styling. Black frames with clear sideshields and clear lenses. These glasses comply with ANSI Z87.1 standards. Approximate Weight, 0.20 lbs.



Ball Pein Hammers, Fiberglass Handle

Hammer heads are drop forged from selected steel and black finished. Face, cheeks and peins are highly polished. Hollow core fiberglass handle provides better balance, absorbs shock better than solid fiberglass. Comfortable non-slip handle grips.

Product Number	Weight Class	Length, Inches	Weight, lbs.
69-404	8 oz.	12-1/2	1.00
69-406	12 oz.	13	1.26
69-408	1 lb.	13	1.47
69-410	1-1/2 lb.	14-1/2	2.07
69-412	2 lb.	14-3/4	2.63

Fed'l Spec. GGG-H-86c



Ball Pein Hammers, Hickory Handle

Hammer heads are drop forged from selected steel and black finished. Striking face and peins are highly polished. Handles are made from the finest second growth white hickory. They are flame treated, clear lacquered and securely wedged into hammer head.

Product Number	Weight Class	Length, Inches	Weight, lbs.
69-440	2 oz.	10-1/4	0.26
69-442	4 oz.	10-1/4	0.43
69-444	8 oz.	12	0.81
69-446	12 oz.	12-3/4	1.13
69-448	1 lb.	13-3/4	1.44
69-450	1-1/2 lb.	15-1/4	2.12
69-452	2 lb.	15-3/4	2.69
69-454	2-1/2 lb.	16	2.99

Fed'l Spec. GGG-H-86c



HOT CAST DEAD BLOW HAMMERS

SAFETY RED

- SAFETY: Safety Warning is prominently visible

SHOT FILLED CANISTER

- Provides dead blow action and absorbs shock, reducing the chance of injury

HOT CAST URETHANE WITH STEEL REINFORCED HANDLE

- Will not spark or mar surfaces
- Resists chipping and splitting
- Reduces noise when striking metal objects

NEW!


Dead Blow Ball Pein Hammers

Product Number	Weight Class	Overall Length, Inches	Face Dia., Inches	Head Length, Inches
68-516	16 oz.	12.750	1.000	4.188
68-524	24 oz.	13.000	1.250	4.500
68-532	32 oz.	13.625	1.375	4.812
68-540	40 oz.	16.500	1.375	4.812



Standard Head One-Piece Dead Blow Hammers

Product Number	Weight Class	Overall Length, Inches	Face Dia., Inches	Head Length, Inches
69-530	10 oz.	10.125	1.250	3.125
69-531	18 oz.	11.250	1.750	3.750
69-532	21 oz.	12.750	2.000	4.125
69-533	42 oz.	14.375	2.250	4.625
69-534	52 oz.	15.250	2.750	5.375

Fed'l Spec. GGG-H-33a



Slimline One-Piece Dead Blow Hammers

Product Number	Weight Class	Overall Length, Inches	Face Dia., Inches	Head Length, Inches
69-540	5 oz.	9.375	0.875	2.875
69-541	14 oz.	10.625	1.250	4.187
69-542	18 oz.	12.125	1.500	4.250
69-543	21 oz.	12.125	1.750	5.187

Fed'l Spec. GGG-H-33a



Deep Throat One-Piece Dead Blow Hammer

Product Number	Weight Class	Overall Length, Inches	Face Dia., Inches	Head Length, Inches
69-547	32 oz.	12.875	1.750	8.500

Fed'l Spec. GGG-H-33a





Sledge Head One-Piece Dead Blow Hammers

Product Number	Weight Class	Overall Length, Inches	Face Dia., Inches	Head Length, Inches
69-550	5 lb.	20.000	2.750	7.000
69-551	8 lb.	30.000	2.750	7.000
69-552	10-1/2 lb.	30.000	3.250	8.000
69-554	11-1/2 lb.	36.000	3.250	8.000

Fed'l Spec. GGG-H-33a



Soft Face Hammers, Fiberglass Handle

Product Number	Weight Class	Head		Handle Length, Inches	Weight, lbs.
		Diameter, Inches	Length, Inches		
69-001	5 oz.	1	2	11-3/8	0.37
69-003	8 oz.	1	2	11-3/8	0.49
69-009	12 oz.	1-1/2	2-3/8	13	0.47
69-011	1 lb.	1-1/2	4-1/2	13	0.88
69-013	1-1/4 lb.	1-1/2	2-3/8	13	1.06
69-017	1-1/4 lb.	2	2-1/2	13	0.99
69-019	2 lb.	2	2-1/2	13	1.65
69-025	2 lb.	2-1/2	3-1/4	15	1.76
69-027	4 lb.	2-1/2	3-1/4	13	3.62
69-031	3-1/2 lb.	3	3-3/4	14	2.50
69-033	6 lb.	3	3-3/4	14	5.01


Fed'l Spec. GGG-H-33a



Dead-Blow Soft Face Hammers, Fiberglass Handle

Product Number	Weight Class	Head		Handle Length, Inches	Weight, lbs.
		Diameter, Inches	Length, Inches		
69-065	1-1/2 lb.	1-1/2	6-1/4	12	1.42
69-069	2-1/2 lb.	2	8-5/8	12	2.13

Fed'l Spec. GGG-H-33a



Soft Face Tips are color coded to indicate hardness. They won't mar painted or polished surfaces and won't gash, mushroom or chip. Vibration and rebound are highly reduced. Tapered tips thread directly into hammer head and seat in head well through friction fit.

Hardness Conversion Guide

	Super Soft	Soft	Medium	Tough	Med. Hard	Hard	Extra Hard
Soft Rubber	■	■					
Soft Lead		■					
Wood		■	■				
Rubber			■				
Rawhide			■	■	■	■	■
Brass			■				
Hardwood				■	■		
Plastic				■		■	
Lead				■	■		
Micarta						■	■
Fiber						■	■
Copper							■

Soft Face Hammer Tips

Product Number	Diameter, Inches	Thread Size	Hardness	Color Code	Weight, lbs.
69-141	1	1/4-20	Super Soft	Gray	0.04
69-142	1	1/4-20	Soft	Brown	0.04
69-143	1	1/4-20	Medium	Red	0.04
69-145	1	1/4-20	Tough	Green	0.05
69-146	1	1/4-20	Med. Hard	Cream	0.03
69-148	1	1/4-20	Hard	Black	0.04
69-149	1	1/4-20	Extra Hard	Yellow	0.04
69-151	1-1/2	5/16-18	Super Soft	Gray	0.09
69-152	1-1/2	5/16-18	Soft	Brown	0.09
69-153	1-1/2	5/16-18	Medium	Red	0.10
69-155	1-1/2	5/16-18	Tough	Green	0.10
69-156	1-1/2	5/16-18	Med. Hard	Cream	0.09
69-158	1-1/2	5/16-18	Hard	Black	0.11
69-159	1-1/2	5/16-18	Extra Hard	Yellow	0.11
69-161	2	3/8-16	Super Soft	Gray	0.21
69-162	2	3/8-16	Soft	Brown	0.20
69-163	2	3/8-16	Medium	Red	0.20
69-165	2	3/8-16	Tough	Green	0.21
69-166	2	3/8-16	Med. Hard	Cream	0.18
69-168	2	3/8-16	Hard	Black	0.23
69-169	2	3/8-16	Extra Hard	Yellow	0.23
69-171	2-1/2	7/16-14	Super Soft	Gray	0.34
69-172	2-1/2	7/16-14	Soft	Brown	0.35
69-173	2-1/2	7/16-14	Medium	Red	0.37
69-175	2-1/2	7/16-14	Tough	Green	0.37
69-176	2-1/2	7/16-14	Med. Hard	Cream	0.32
69-178	2-1/2	7/16-14	Hard	Black	0.39
69-179	2-1/2	7/16-14	Extra Hard	Yellow	0.40
69-181	3	1/2-13	Super Soft	Gray	0.59
69-182	3	1/2-13	Soft	Brown	0.58
69-183	3	1/2-13	Medium	Red	0.59
69-185	3	1/2-13	Tough	Green	0.62
69-186	3	1/2-13	Med. Hard	Cream	0.52
69-188	3	1/2-13	Hard	Black	0.65
69-189	3	1/2-13	Extra Hard	Yellow	0.66

Fed'l Spec. GGG-H-33a



"Powerdrive" Dead Blow Hammers, Fiberglass Handle

Shot-loaded head delivers up to 30% greater impact while eliminating rebound. Thermoplastic head material won't mar work and will last many times longer than conventional soft face tips, without mushrooming. Fiberglass handle shafts-made with continuous parallel strands reinforced with polyester plastic-are permanently epoxied to head. Special molded grip is immune to oils and solvents, and provides comfortable, non-slip action, while helping to absorb shock.

Product Number	Weight Class	Head Dia., Inches	Handle Length, Inches	Weight, lbs.
69-501	1 lb.	1-7/8	11	1.38
69-503	2 lb.	2-1/8	11-3/4	1.87
69-505	3 lb.	2-3/8	12-5/8	2.61
69-507	4 lb.	2-5/8	13	3.12

Fed'l Spec. GGG-H-33a



Always wear eye protection when near tools in use.



Rubber Mallet, Fiberglass Handle

Solid, non-flaking rubber head prevents damage. Ideal for any job requiring a large non-marring striking face. Molded rubber grip.

Product Number	Weight Class	Head		Mallet Length, Inches	Weight, lbs.
		Diameter, Inches	Length, Inches		
69-490	2 lb.	2-7/16	3-7/8	15-3/8	1.91

Fed'l Spec. GGG-H-33a




Brass Hammers, Fiberglass Handle

Soft brass head is surface protective, non-sparking, non-marring, absorbs blow and reduces rebound. Striking face is machined flat for even blow distribution on off-center hits.

Product Number	Weight Class	Face Dia., Inches	Handle Length, Inches	Weight, lbs.
69-513	1-1/2 lb.	1-1/16	12	1.95
69-515	2-1/2 lb.	1-1/2	12	2.68
69-517	4 lb.	1-7/8	12	3.94

Fed'l Spec. GGG-H-33a



Hand Drilling Hammer, Hickory Handle

For use with punches, cold chisels, star drills, brick chisels, etc. Broad striking faces and bevels are polished; sides are smooth ground and feature rust resistant black finish. Flame treated, second growth hickory handle.

Product Number	Weight Class	Face Dia., Inches	Handle Length, Inches	Weight, lbs.
69-605	3 lb.	1-1/4	8-1/2	3.35

Fed'l Spec. GGG-H-86c



Cross Pein Hammers, Hickory Handle

Striking face and ends of pein generously beveled to reduce likelihood of chipping. Face, bevels and pein are polished; sides are smooth ground with black, rust resistant finish. Flame treated, second growth hickory handle is securely wedged to eye.

Product Number	Weight Class	Face Dia., Inches	Handle Length, Inches	Weight, lbs.
69-621	2 lb.	1-1/4	14-1/2	2.38
69-623	2-1/2 lb.	1-11/32	15-1/2	3.07
69-625	3 lb.	1-7/16	16	3.62

Fed'l Spec. GGG-H-86c



Hammers



Double Face Sledge Hammers, Hickory Handle

Striking faces and bevels are polished; sides are smooth ground with rust resistant black finish. Flame treated, second growth hickory handle securely wedged in tapered eye.

Product Number	Weight Class	Face Dia., Inches	Handle Length, Inches	Weight, lbs.
69-643	2-1/2 lb.	1-3/8	15-1/2	2.88
69-645	3 lb.	1-1/2	16	3.45
69-647	4 lb.	1-3/4	16	4.50
69-649	6 lb.	2-1/8	36	7.00
69-651	8 lb.	2-1/4	36	9.00
69-653	10 lb.	2-1/2	36	11.00
69-655	12 lb.	2-5/8	36	13.00

ANSI B173.3



Copper Hammers, Hickory Handle

Soft head reduces risk of marring work. Ideal for driving bushings and gears. Second growth white hickory handle is securely wedged into hammer head.

Product Number	Weight Class	Length, Inches	Weight, lbs.
69-480	1-1/2 lb.	13-7/16	1.98
69-485	2 lb.	13-1/2	2.34



Curved Claw Hammer, Hickory Handle

Hammer head is drop forged from selected steel and carefully heat treated. Striking head, sides and claw are highly polished. Curved claw model has octagon face and neck. All Claw Hammers feature select, flame-treated hickory handles which are triple wedged into tapered eye.

Product Number	Weight Class	Length, Inches	Weight, lbs.
69-308	16 oz.	13	1.43

Fed'l Spec. GGG-H-86c



Claw Hammer, Fiberglass Handle

Same hammer head features as on curved claw models. Hollow core fiberglass handle provides better balance and more effectively absorbs shock than solid fiberglass handles. Handle is both steel wedged and epoxy sealed; features black neoprene grip.

Product Number	Weight Class	Length, Inches	Weight, lbs.
69-350	20 oz.	14	1.89

Fed'l Spec. GGG-H-86c



THE PERFORMAN

STRENGTH SPEED

STRENGTH

Threads are roll formed for greater strength, smoother running, more clamping force with less effort and resistance to nicks.

STRENGTH

Heavy-walled hub offers greater support to the forcing screw.

STRENGTH

Patented design pad is cold-formed completely encircling the ball of the screw, providing permanent attachment as well as a full swivel action.

STRENGTH

Extra large anvil provides a greater gripping area for securing work.

STRENGTH

I-beam design for greater strength, yet lighter weight.

SAFETY

Deep Throat Pattern C-Clamps are available in "Safety Yellow" or "Safety Orange" for high visibility applications.




C E D I F F E R E N C E

A C C E S S S A F E T Y

STRENGTH & SAFETY

Manufactured in accordance with the latest revision of ANSI/ASME B18.15



SAFETY NOTICE

Lifting Eyes (Eye Bolts)

DON'T OVERLOAD

Follow carefully the working load recommendations.

ALTERING OF LIFTING EYES

Lifting eyes should never be ground, machined, metal stamped or altered in any way, since such operation is likely to weaken the bolt. Lifting eyes showing signs of having been so treated should be immediately destroyed.

DAMAGED THREADS

Lifting eyes with worn, chipped or otherwise damaged threads should be immediately destroyed. Such damage weakens the eye bolt and can cause improper seating.

INSPECTION

Lifting eyes should be routinely inspected for such conditions as:

- elongated or bent eye section
- elongated or bent shank
- nicks and gouges
- obvious wear
- worn, corroded and/or distorted threads
- cracks found by non-destructive testing
- absence of sufficient identifying markings

If any of these conditions exist, the lifting eyes should be removed from service and destroyed. In addition, the receiving hole should be carefully cleaned and inspected for worn threads or other thread deterioration prior to each insertion of the eye bolt. Any lifting eye should be removed from service and destroyed when the name and/or trademark is no longer readily identifiable to guarantee proper reference for continued safe usage.

HOW TO DESTROY

Lifting eyes that are being replaced should be rendered un-usable. Crushing or cutting across the eye is recommended.

SECTION 11 CONTENTS

General Service C-Clamps

Heavy Duty C-Clamps


Square Throat C-Clamps

Deep Throat C-Clamps

High-Visibility

Deep Throat C-Clamps

Lifting Eyes (Eye Bolts)



Armstrong C-Clamps

When your requirements call for clamps, specify Armstrong—the most accepted name in the business. When you see Armstrong forged into the frame, feel confident—your clamp has been manufactured from the best materials. Screws and frames are hardened to provide great strength and durability. You can depend on it.

SPECIAL FEATURES:

A—BALL JOINT SWIVEL PAD

An exclusive with Armstrong, this patented feature assures the most secure system of locking pad to screw. Lip of pad is undercut. When ball of screw is inserted into pad and lip is forced down, a solid steel wall is formed inside the pad cavity. It completely encircles the ball insuring a permanent attachment but retaining plenty of swivel.

B—HEAVY WALLED HUB

Offers greater support for screw. Helps to prevent bending as the hub bears much of the stress. Makes for a longer lasting clamp.

C—ANVIL

Extra large anvil is carefully broached to assure a flat surface and proper alignment with screw. Provides greater gripping area for big work, yet permits pin-point clamping of small or uneven pieces.



Heavy Duty Pattern

The strongest C-Clamp made. Square-head screw has hardened point. Screw does not include a handle—it must be tightened with a wrench. Extra long hub helps prevent springing even under great stress.

Product Number	Capacity Inches		Depth of Throat from Center of Screw, In.	Thread Size	Length of Screw	Min. Proof Test, lbs.	Weight, lbs.
	Max.	Min.					
78-000	13/16	0	5/8	3/8-16	2-1/4	2,800	.38
78-010	1-5/16	0	15/16	7/16-14	2-13/16	5,600	.74
78-015	1-3/4	0	1-7/16	5/8-11	4-3/16	8,750	1.91
78-020	2-3/8	1/2	1-9/16	3/4-10	4-1/4	12,500	3.28
78-030	3-5/16	5/8	2	7/8-9	5-3/4	16,250	5.83
78-040	4-5/8	1	2-7/16	1-8	7-1/16	20,000	10.10
78-050	5-3/8	1-1/4	2-7/8	1-8	7-3/4	23,800	14.08
78-060	6-5/8	2-1/2	3-1/4	1-1/8-7	8-3/16	27,500	18.92
78-080	8-1/4	2-1/4	3	1-1/4-7	10-5/16	31,250	27.50
78-090	10-3/8	4-1/4	3-1/8	1-1/4-7	10-5/16	35,000	30.59
78-092	12-1/2	6-3/8	3-1/2	1-1/4-7	10-5/16	40,000	37.22

Fed'l Spec. GGG-C-406d

Heavy Duty Pattern, with Full-Length Screw

Product Number	Capacity Inches		Depth of Throat from Center of Screw, In.	Thread Size	Length of Screw	Min. Proof Test, lbs.	Weight, lbs.
	Max.	Min.					
78-021	2-3/8	0	1-9/16	3/4-10	5	12,500	3.28
78-031	3-5/16	0	2	7/8-9	6-11/16	16,250	5.83
78-041	4-5/8	0	2-7/16	1-8	8-11/16	20,000	10.10
78-051	5-3/8	0	2-7/8	1-8	9-13/16	23,800	14.08
78-061	6-5/8	0	3-1/4	1-1/8-7	11-3/8	27,500	18.92
78-081	8-1/4	0	3	1-1/4-7	13-9/16	31,250	27.50
78-091	10-3/8	0	3-1/8	1-1/4-7	15-9/16	35,000	30.59
78-093	12-1/2	0	3-1/2	1-1/4-7	15-3/8	40,000	37.22

Fed'l Spec. GGG-C-406d





General Service Pattern

Designed for use in the many applications which don't require the throat depth of our Square or Deep Throat pattern, or the extreme strength of our Heavy Duty Pattern.

Table with 8 columns: Product Number, Capacity Inches (Max, Min), Depth of Throat from Center of Screw, In., Thread Size, Length of Screw, Min. Proof Test, lbs., Weight, lbs. Rows include products 78-102 through 78-118.

Fed'l Spec. GGG-C-406d

General Service Pattern, with Full-Length Screw

Table with 8 columns: Product Number, Capacity Inches (Max, Min), Depth of Throat from Center of Screw, In., Thread Size, Length of Screw, Min. Proof Test, lbs., Weight, lbs. Rows include products 78-107 through 78-119.

Fed'l Spec. GGG-C-406d

Square Throat Pattern, Black Finish

Designed for those jobs where a super deep throat is required. Square throat clamps offer up to 89% more throat depth than other patterns, but embody all the strength and durability inherent in a drop forged C-clamp.

Table with 8 columns: Product Number, Capacity Inches (Max, Min), Depth of Throat from Center of Screw, In., ACME Thread Size, Length of Screw, Min. Proof Test, lbs., Weight, lbs. Rows include products 78-303 through 78-308.

Fed'l Spec. GGG-C-406d

Square Throat Pattern, Zinc Plated

Designed for those jobs where a super deep throat is required. Square throat clamps offer up to 89% more throat depth than other patterns, but embody all the strength and durability inherent in a drop forged C-clamp. Features spatter resisting zinc plated forcing screws for use in welding.

Table with 8 columns: Product Number, Capacity Inches (Max, Min), Depth of Throat from Center of Screw, In., ACME Thread Size, Length of Screw, Min. Proof Test, lbs., Weight, lbs. Rows include products 78-333 through 78-338.

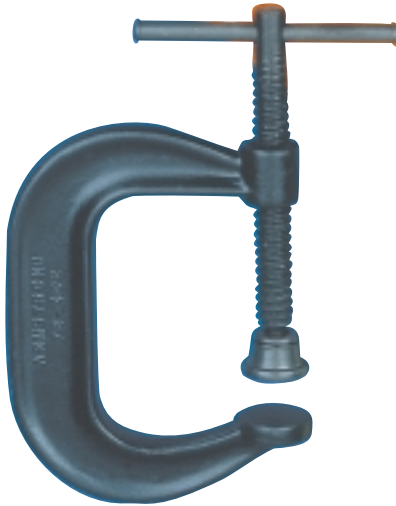
Fed'l Spec. GGG-C-406d



C-Clamps and Lifting Eyes (Eye Bolts)

Deep Throat Pattern

Our most popular and versatile pattern. Provides all the strength of our Square Throat Pattern and greater throat depth than our General Service Pattern. Frame is drop forged Carbon Steel; all other parts are machined from Carbon Steel.



Product Number	Capacity Inches		Depth of Throat from Center of Screw, In.	ACME Thread Size	Length of Screw	Min. Proof Test, lbs.	Weight, lbs.
	Max.	Min.					
78-401	1-1/2	0	1-3/8	3/8-16	3-1/4	1,400	.37
78-402	2	0	2	1/2-8	4-3/4	3,300	1.25
78-403	3	0	2-3/8	1/2-8	5-3/4	3,500	2.04
78-404	4	0	3-1/4	3/4-6	7-5/8	4,100	2.96
78-406	6	0	3-5/8	3/4-6	9-7/8	5,400	4.82
78-408	8	0	4-1/2	3/4-6	12-3/8	5,900	6.81
78-410	10	3	5-3/8	3/4-6	12-3/8	6,200	9.86
78-412	12	4	5-3/4	7/8-6	13-1/2	9,300	12.69

Fed'l Spec. GGG-C-406d

Deep Throat Pattern, with Full-Length Screw

Product Number	Capacity Inches		Depth of Throat from Center of Screw, In.	ACME Thread Size	Length of Screw	Min. Proof Test, lbs.	Weight, lbs.
	Max.	Min.					
78-411	10	0	5-3/8	3/4-6	14-1/2	6,200	9.86
78-413	12	0	5-3/4	7/8-6	16-1/2	9,300	12.69

Fed'l Spec. GGG-C-406d

Deep Throat Pattern, Zinc Plated

Design and materials are exactly the same as Deep Throat Pattern. However, forcing screw are zinc plated to resist the adhesion of welding spatter.



Product Number	Capacity Inches		Depth of Throat from Center of Screw, In.	ACME Thread Size	Length of Screw	Min. Proof Test, lbs.	Weight, lbs.
	Max.	Min.					
78-431	1-1/2	0	1-3/8	3/8-16	3-1/4	1,400	.37
78-432	2	0	2	1/2-8	4-3/4	3,300	1.23
78-433	3	0	2-3/8	1/2-8	5-3/4	3,500	2.11
78-434	4	0	2-3/4	3/4-6	7-5/8	4,100	2.89
78-436	6	0	3-5/8	3/4-6	9-7/8	5,400	4.83
78-438	8	0	4-1/2	3/4-6	12-3/8	5,900	6.98
78-440	10	3	5-3/8	3/4-6	12-3/8	6,200	9.66
78-442	12	4	5-3/4	7/8-6	13-1/2	9,300	12.85

Fed'l Spec. GGG-C-406d

Deep Throat Pattern, Zinc Plated with Full-Length Screw

Product Number	Capacity Inches		Depth of Throat from Center of Screw, In.	ACME Thread Size	Length of Screw	Min. Proof Test, lbs.	Weight, lbs.
	Max.	Min.					
78-441	10	0	5-3/8	3/4-6	14-1/2	6,200	9.66
78-443	12	0	5-3/4	7/8-6	16-1/2	9,300	12.85

Fed'l Spec. GGG-C-406d





Deep Throat Pattern, High Visibility Finish, Safety Yellow

Same in all respects-except for finish-as other Deep Throat C-Clamps. However, High Visibility Clamp frames are finished in your choice of "Safety Yellow" or "Safety Orange" high-gloss baked-on enamel. Easy to see; hard to lose or misplace. Screws and handles are black finish. Furnished with standard screws only.

Product Number	Capacity Inches		Depth of Throat from Center of Screw, In.	ACME Thread Size	Length of Screw	Min. Proof Test, lbs.	Weight, lbs.
	Max.	Min.					
78-601	1-1/2	0	1-3/8	3/8-16	3-1/4	1,400	.37
78-602	2	0	2	1/2-8	4-3/4	3,300	1.25
78-603	3	0	2-3/8	1/2-8	5-3/4	3,500	2.04
78-604	4	0	2-3/4	3/4-6	7-5/8	4,100	2.96
78-606	6	0	3-5/8	3/4-6	9-7/8	5,400	4.82
78-608	8	0	4-1/2	3/4-6	12-3/8	5,900	6.81
78-610	10	3	5-3/8	3/4-6	12-3/8	6,200	9.86
78-612	12	4	5-3/4	7/8-6	13-1/2	9,300	12.69

Fed'l Spec. GGG-C-406d



Deep Throat Pattern, High Visibility Finish, Safety Orange

Product Number	Capacity Inches		Depth of Throat from Center of Screw, In.	ACME Thread Size	Length of Screw	Min. Proof Test, lbs.	Weight, lbs.
	Max.	Min.					
78-631	1-1/2	0	1-3/8	3/8-16	3-1/4	1,400	.37
78-632	2	0	2	1/2-8	4-3/4	3,300	1.25
78-633	3	0	2-3/8	1/2-8	5-3/4	3,500	2.04
78-634	4	0	2-3/4	3/4-6	7-5/8	4,100	2.96
78-636	6	0	3-5/8	3/4-6	9-7/8	5,400	4.82
78-638	8	0	4-1/2	3/4-6	12-3/8	5,900	6.81
78-640	10	3	5-3/8	3/4-6	12-3/8	6,200	9.86
78-642	12	4	5-3/4	7/8-6	13-1/2	9,300	12.69

Fed'l Spec. GGG-C-406d



Tool Maker's Pattern

Small, light-weight C-Clamps are ideal for pattern making, woodworking and other light duty applications. Both frame and screw are drop forged from Carbon Steel. Square below thumb screw head allows screw to be set up extra tight with a wrench.

Product Number	Capacity Inches		Depth of Throat from Center of Screw, Inches	Dia., of Screw Inches	Weight, lbs.
	Max.	Min.			
78-671	1	0	11/16	5/16	.25
78-672	2	0	13/16	3/8	.46
78-673	3	1	15/16	3/8	.56
78-674	4	1-1/4	1-1/8	7/16	.92



Armstrong Lifting Eyes (Eye Bolts)

Armstrong carbon steel Lifting Eyes are manufactured in accordance with the latest revision of ASME/ASME B18.15. To ensure consistent performance, these uniformly designed, drop forged Lifting Eyes are quenched and tempered for optimum strength. Armstrong Lifting Eyes are furnished with Unified National Coarse (U.N.C.) threads. Special threads and lengths shorter than standard are available on special order.

Plain Pattern

Product Number	Shank Dimensions, In.		Eye Diameter, In.		Guide for MAX. Working Load*, lbs.			Weight, lbs.
	Thread Size	Std. Length Under Eye	Inside	Outside	0°	30°	45°	
89-001	1/4-20	1	3/4	1-3/16	500	70	NR	.05
89-002	5/16-18	1-1/8	7/8	1-7/16	800	200	NR	.08
89-003	3/8-16	1-1/4	1	1-21/32	1,400	600	300	.13
89-004	7/16-14	1-3/8	1-3/32	1-27/32	2,000	700	450	.20
89-005	1/2-13	1-1/2	1-3/16	2-1/16	2,600	850	525	.31
89-006	9/16-12	1-5/8	1-9/32	2-9/32	3,000	1,125	750	.41
89-007	5/8-11	1-3/4	1-3/8	2-1/2	4,000	1,400	950	.59
89-008	3/4-10	2	1-1/2	2-13/16	6,000	2,200	1,600	.83
89-009	7/8-9	2-1/4	1-11/16	3-1/4	7,200	2,850	2,000	1.36
89-010	1-8	2-1/2	1-13/16	3-9/16	9,500	3,800	2,800	2.09
89-011	1-1/8-7	2-3/4	2	4	11,800	4,700	3,400	2.92
89-012	1-1/4-7	3	2-3/16	4-7/16	15,000	6,000	4,400	3.83
89-014	1-1/2-6	3-1/2	2-1/2	5-3/16	21,700	8,600	6,200	6.44
89-015	1-3/4-5	3-3/4	2-7/8	6-1/16	29,500	11,600	8,200	11.92
89-016	2-4-1/2	4	3-1/4	6-7/8	38,500	15,400	11,200	14.55

ASME B18.15

Shoulder Pattern

Product Number	Shank Dimensions, In.		Eye Diameter, In.		Guide for MAX. Working Load*, lbs.			Weight, lbs.
	Thread Size	Std. Length Under Eye	Inside	Outside	0°	30°	45°	
89-021	1/4-20	1	3/4	1-3/16	500	75	NR	.05
89-022	5/16-18	1-1/8	7/8	1-7/16	800	225	NR	.08
89-023	3/8-16	1-1/4	1	1-21/32	1,400	650	350	.13
89-024	7/16-14	1-3/8	1-3/32	1-27/32	2,000	1,000	500	.20
89-025	1/2-13	1-1/2	1-3/16	2-1/16	2,600	1,200	650	.31
89-026	9/16-12	1-5/8	1-9/32	2-9/32	3,000	1,600	900	.41
89-027	5/8-11	1-3/4	1-3/8	2-1/2	4,000	2,000	1,200	.59
89-028	3/4-10	2	1-1/2	2-13/16	6,000	3,200	2,200	.83
89-029	7/8-9	2-1/4	1-11/16	3-1/4	7,200	3,800	2,500	1.36
89-030	1-8	2-1/2	1-13/16	3-9/16	9,500	5,000	3,600	2.09
89-031	1-1/8-7	2-3/4	2	4	11,800	5,500	4,500	2.92
89-032	1-1/4-7	3	2-3/16	4-7/16	15,000	7,000	5,200	3.83
89-034	1-1/2-6	3-1/2	2-1/2	5-3/16	21,700	10,500	7,200	6.44
89-035	1-3/4-5	3-3/4	2-7/8	6-1/16	29,500	14,000	10,500	11.92
89-036	2-4-1/2	4	3-1/4	6-7/8	38,500	18,000	13,500	14.55

ASME B18.15

NR: NOT RECOMMENDED

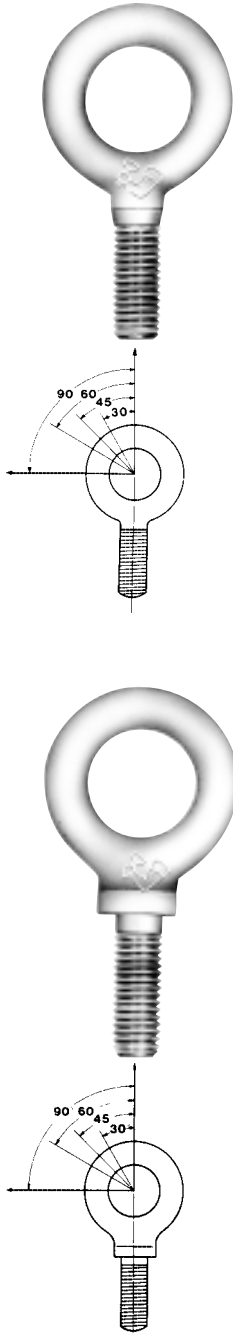
*These loads were determined using a very slow, steady pull. Jerking, sudden pulls and/or drops, and fast pulls impart very high and unpredictable loads to the Lifting Eye(s) which can exceed the MAXIMUM Working Load.

LIFTING EYE SAFETY

The dangers inherent in any lifting operation are obvious. Yet every year, accidents occur which could have been avoided by applying the simplest, most fundamental safety precautions.

1. Read and follow all of the suggestions stated in the "Manual of Proper Uses of Forged Lifting Eyes (Eye Bolts)," BEFORE attempting to use Lifting Eyes in any application. A copy is on page 11-6 and 11-7 of this catalog.
2. ALWAYS stay well clear of the load.

3. DO NOT use Lifting Eyes for angular lifts unless ABSOLUTELY necessary. If angular lifts CANNOT be avoided, then ONLY Shoulder Pattern Lifting Eyes-which are specifically designed for this application-should be used.
4. Armstrong Carbon Steel Lifting Eyes must NEVER be welded.
5. DO NOT use Carbon Steel Lifting Eyes at temperatures below 32°F (0°C).
6. NEVER exceed the MAXIMUM Working Load of a Lifting Eye.



How Recommended Static Working Loads Are Determined

Lifting Eye manufacturers provided recommended static working loads for their standard lifting eyes. These static working loads are shown in the manufacturers' catalogs and have been determined by multiplying the tensile strength of the lifting eye material, after heat treating, by the tensile stress area of the threaded lifting eye shank. The product of this multiplication is the maximum ultimate strength of the lifting eye. Dividing this figure by a factor of five provides the recommended static working load for a straight vertical lift. More complete information may be found in ASTM A 489, Standard Spec. for Carbon Steel Lifting Eyes.

Angular Lifts

An angular lift (see figure 1) places additional stresses on a lifting eye, above that of the load to be hoisted. For this reason, use of angular lifts should be avoided whenever possible. If, however, the situation necessitates an angular lift, *a properly selected and inserted lifting eye must be used*, and a reduction in the rated capacity must be applied.

Shoulder Pattern Lifting Eyes (Eye Bolts) Are Preferable

In theory, plain pattern and shoulder pattern lifting eyes are equally suitable for vertical lifts. But since there is no guarantee that a load will never be subjected to an angular lift, *shoulder pattern lifting eyes are recommended for use wherever possible*.

When a shoulder pattern lifting eye is properly seated in the receiving hole, the shoulder bears against the seat and reduces bending stress on the shank.

Seating Of Lifting Eyes (Eye Bolts)

Shoulder pattern lifting eyes should always be screwed in so as to **firmly seat the shoulder**, with at least 90% of the thread engaged. To facilitate this, the receiving hole should be machine countersunk. (See figure 2.) If countersinking is impossible, a minimum number of washers should be used to build up the surface of the load until the shoulder can be firmly seated by hand. *Be sure at least 90% of the threads are engaged in the receiving hole with a minimum thread engagement of at least 1-1/2 times the thread diameter in steel when this method is used.*

When using a plain pattern lifting eye, be sure the bolt is firmly seated by hand with at least 90% of the thread engaged in the receiving hole with the full threads close to the eye fully engaged.

Loads should always be applied to lifting eyes in the plane of the eye, not at some angle to this plane. Therefore, the direction of the load should be taken into account when seating the lifting eye. Before lifting the load, but with the load lines under tension, check to see if the lifting eyes are properly positioned.

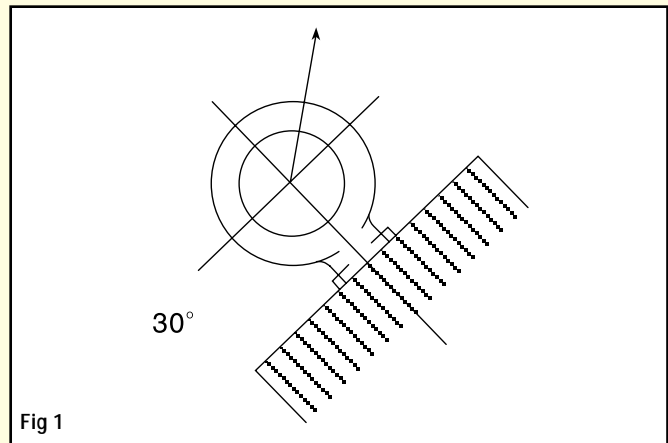


Fig 1

Angular lifts of 30° (Fig.1) apply additional stresses and *necessitate* reduced working loads.

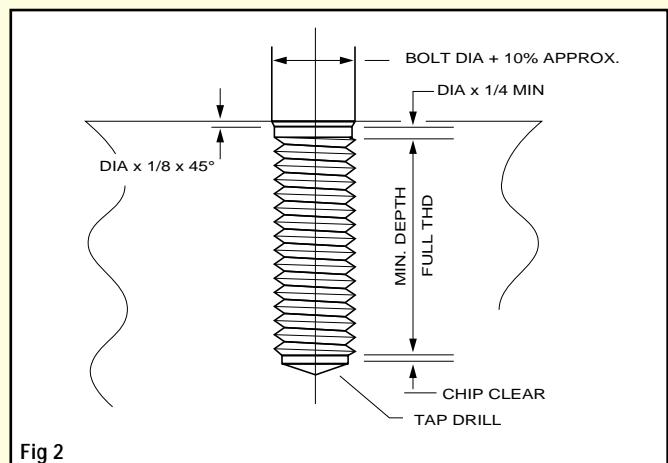


Fig 2

Recommendation for proper drilling, tapping and counterboring of the receiving hole.

Receiving Hole

In order to obtain the maximum strength from an eye bolt, considerable care must be given to the receiving hole into which the bolt will be screwed. (See Figure 3)

Tap the correct class fit thread to accommodate the full length of the lifting eye shank. This is important because recommended capacities apply only when a minimum 90% of the threaded shank is engaged. For shoulder pattern lifting eyes, counterbore the hole to insure proper seating of the shoulder, as described previously.

Check Seating After Applying Angular Lift

Immediately after applying an angular load to a shoulder pattern lifting eye, check to be sure the shoulder is still firmly engaged. This is important, since the initial lift may cause the bolt to back off, away from the load. In such cases, the lifting eye should be unloaded and the lifting eye properly resealed.

Thread Engagement

The minimum thread engagement should be at least 1-1/2 times the thread diameter in steel. Refer to ASME/ASME B18.15, Forged Lifting Eyes (Eye Bolts), for engagements in other materials.

Undercut Lifting Eyes (Eye Bolts)

Undercutting of lifting eyes to provide clearance in a non-counterbore/countersunk hole is not recommended.

Dynamic Loading

Shock or rapid loading is inherently dangerous. All loads should be applied in a gradually increasing manner.

Always Stand Clear

Never stand, work or crawl under the load. If the load could swing, or if the pieces could fly in the event of a drop, allow for this possibility by establishing a safe distance between yourself and the load.

Don't Overload

Follow carefully the working load recommendations of the manufacturer of the lifting eye you are using.

Altering Of Lifting Eyes (Eye Bolts)

Lifting eyes should never be ground, machined, metal stamped or altered in any way, since such operation is likely to weaken the bolt. Lifting eyes showing signs of having been so treated should immediately be destroyed.

Extreme Heat

Lifting eyes should never be welded, used at, or subjected to temperatures above 275°F (135°C). Important physical properties are likely to be changed by such heating, creating an unsafe bolt. Lifting eyes showing signs of such heating should be immediately destroyed.

Low Temperature Service

Low temperature service poses additional problems. It is mandatory that all safety precautions be rigidly adhered to.

At temperatures below 30°F (-1°C), carbon steel, normally used for standard lifting eyes, is subject to a decrease in shock resistance and ductility at the lower temperatures.

- (a) To minus 40°F (-40°C): Heat treated low carbon alloy steel ASTM specification F541, Alloy Steel Lifting Eyes, should be used as a guide.
- (b) Under minus 40°F (-40°C) Use austenitic type steel. A reduction in rated load may occur.

Damaged Threads

Lifting eyes with worn, chipped, or otherwise damaged threads should be immediately destroyed. Such damage weakens the lifting eye and can cause improper seating.

Inspection

Lifting eyes should be routinely inspected for such conditions as:

- A. Elongated or bent eye section.
- B. Elongated or bent shank.
- C. Nicks and gouges.
- D. Obvious wear.
- E. Worn, corroded and/or distorted threads.
- F. Cracks found by non-destructive testing.
- G. Absence of sufficient identifying markings.

If any of these conditions exist, the lifting eye should be removed from service and destroyed.

In addition, the receiving hole should be carefully cleaned and inspected for worn threads or other thread deterioration prior to each insertion of the lifting eye.

Any lifting eye should be removed from service and destroyed when the manufacturer's identifying marks are no longer readily identifiable to guarantee proper reference for continued safe usage.

How To Destroy

Lifting eyes that are being replaced should be rendered unusable. Crushing or cutting across the eye is recommended.





NOTES:

C-Clamps and Lifting Eyes (Eye Bolts)

THE PERFORMAN

STRENGTH SPEED

ACCESS

Adjustable frame for use with 10" or 12" blade.

SAFETY

Tough plastic handle for comfortable grip and good balance.

STRENGTH

Up to 35,000 PSI can be applied to blade.

ACCESS

Blade can be adjusted to cut at four different angles.



STRENGTH

Steel case is chrome plated and comes with spring steel belt clip.



SAFETY

Cam-activated lock and oversized locking slide hold tape firmly in extended position.

STRENGTH

Stainless steel blade protector reduces blade breakage.

SECTION 12 CONTENTS

Measuring Tapes

Flange Jacks

Inspection and Retrieving Tools

Screw Extractors

Feeler Gauges

Hacksaws

Knives

Multi-Purpose Tools



Auto-Return, Locking Tape

The most popular style. Features a cam-activated lock and oversized locking slide to hold tape firmly in extended position. Special stainless steel blade protector reduces blade breakage by up to 85%. Case is chrome plated, with a spring steel belt clip. Yellow blade has convenient black stud markings every 16 inches, and is graduated in 1/32" for first six inches; 1/16" thereafter.

Product Number	Blade Width, Inches	Blade Length, Feet	Weight, lbs.
68-445	1	25	0.90



Flange Jacks

For separating flanges without disassembly of pipe lines when gaskets are to be replaced. Flange Jacks exert tremendous pressure smoothly and evenly, with no shock along the pipe line. Flanges are separated quickly and held in perfect alignment. Flange jacks must be used in pairs for even distribution of pressure.

Product Number	Cap., Standard Raised Face Flanges, Inches				Wt. Per Pair, lbs.	Screw Length
	125 Lb. Cast Iron	150 Lb. Steel	250 Lb. Cast Iron	300 Lb. Steel		
73-305	2 to 20	2 to 20	1 to 12	3/4 to 12	13.0	6-3/4
73-310	16 to 48	18 to 24	12 to 30	12 to 24	45.0	10-1/2



Inspection Mirrors

Designed for all types of inspection work where direct sight lines are obstructed. Each features an all-angle ball joint for greater versatility.

Product Number	Mirror Shape	Mirror Size, Inches	Length, Inches	Weight, lbs.
70-921	Circular	7/8	7-1/2	0.08
70-923	Oval	1 x 2	8-1/2	0.08
70-925	Circular	2-1/4	10 to 14*	0.25
70-927	Circular	1-1/4	8	0.08
70-929	Rectangular	2-1/8 x 3-1/2	11-1/4 to 15-1/2*	0.32

*Has telescoping handle. Minimum and maximum lengths are listed.

Fed'l Spec. GGG-M-350a



Magnetic Retrieving Tools Chrome Plated, Cushion Grip

Magnetic tips and all-angle ball joints make these tools versatile and great time-savers. There's no longer any need to struggle with pliers or magnetized screwdrivers when small parts fall into machines or other inaccessible places. 70-933 has telescoping handle. Pulling power - 2 lbs.

Product Number	Length, Inches	Weight, lbs.
70-933	16-3/4 to 26-3/4	0.40
70-935	8-1/2	0.08





Flexible Spring Claw

Designed to position or retrieve small objects. Spring-loaded plunger opens jaws at end of flexible casing. When plunger is released, jaws grip object with surprising strength.

Product Number	Length, Inches	Weight, lbs.
70-943	23-1/2	0.26

Fed'l Spec. GGG-F-360b



Screw Extractors

Style preferred by industry since straight, tapering flutes grip more securely than spiral styles, and they won't bind in the screw or cause it to spread against the hole. Can be used for either right or left-handed screws, bolts or studs.

Product Number	For use on Screw sizes	Pipe Sizes	Size of small End, Inches	Size of Shank, Inches	Length, Inches	Use drill Size, Inches	Min depth of Hole, Inches	Weight, lbs.
70-950	#12 to 5/16		1/8	3/16	2-5/16	1/8	3/8	0.02
70-952	5/16 to 3/8		11/64	3/16	2-5/8	3/16	1/2	0.02
70-954	7/16 to 1/2	1/8	13/64	1/4	2-7/8	15/64	1/2	0.04
70-956	1/2 to 9/16	1/4	19/64	5/16	3	5/16	1/2	0.06
70-958	9/16 to 5/8	3/8	11/32	3/8	3-1/4	3/8	5/8	0.11
70-960	5/8 to 3/4		27/64	7/16	3-7/8	15/32	11/16	0.24
70-962	3/4 to 1	1/2	1/2	1/2	4-1/2	9/16	11/16	0.27
70-964	1 to 1-1/8	1/2	19/32	5/8	4-7/8	21/32	3/4	0.43
70-966	1-1/8 to 1-3/8	3/4	23/32	3/4	5-3/8	13/16	3/4	0.71

Fed'l Spec. GGG-E-936b

Set 70-970 Screw Extractor Set

Contents: 5 Screw Extractors in Vinyl Roll 29-418.
Approximate weight, 0.31 lbs.

Product Number	For Screw Sizes, Inches	Product Number	For Screw Sizes, Inches
70-950	#12 to 5/16	70-956	1/2 to 9/16
70-952	5/16 to 3/8	70-958	9/16 to 5/8
70-954	7/16 to 1/2		



Related Hand Tools



Set 70-801 Combination Gauge Set

Total of 22 Flat Blades. 10 Flat Blades, 3" x 1/2", in following thicknesses: .002, .003, .004, .005, .006, .007, .008, .010, .013, and .015. 12 Flat Blades, 1-3/4" x 1/4" in following thicknesses: .011, .012, .013, .014, .015, .016, .017, .018, .019, .020, .022, and .025. Weight, 0.10 lbs.



Set 70-803 Piston Gauge Set

8 Flat Blades, 9" x 1/2", in following thicknesses: .002, .003, .004, .005, .006, .008, .010, and .015. Weight, 0.15 lbs.



Set 70-807 Universal O.H.V. Feeler Gauge Set

16 Blades with 45° Offset, 3-5/16" x 1/2", in following thicknesses: .009, .010, .011, .014, .015, .016, .017, .018, .019, .020, .021, .023, .024, .025, .026, and .027. Weight, 0.20 lbs.



Set 70-811 Bent Feeler Gauge Set

11 Blades with 45° Offset, 4-3/16" x 1/2", in following thicknesses: .006, .008, .010, .011, .012, .013, .014, .015, .018, .019, and .020. Weight, 0.13 lbs.





Set 70-815
Master Go-No-Go Gauge Set

22 Step-Ground, Go-No-Go Blades, 3-5/16" x 1/2" in following thicknesses: .004-.006, .005-.007, .006-.008, .007-.009, .008-.010, .009-.011, .010-.012, .011-.013, .012-.014, .013-.015, .014-.016, .015-.017, .016-.018, .017-.019, .018-.020, .019-.021, .020-.022, .021-.023, .022-.024, .023-.025, .024-.026, and .025-.027. Weight, 0.19 lbs.



Set 70-817
Long Blade Gauge Set

12 Flat Blades, 12" x 1/2", in following thicknesses: .0015, .002, .003, .004, .005, .006, .008, .010, .012, .014, .015 and .020. Weight, 0.31 lbs.




Set 70-819
Long Blade Gauge Set

25 Flat Blades, 12" x 1/2", in following thicknesses: .0015, .002, .003, .004, .005, .006, .007, .008, .009, .010, .011, .012, .013, .014, .015, .016, .017, .018, .019, .020, .021, .025, .027, .030, and .040. Weight, 0.74 lbs.



Set 70-827
Spark Plug Wire Gauge Set

9 Wires, Bent 90° and 1 Electrode Bending Tool. In following thicknesses: .020, .025, .028, .030, .032, .034, .035, .038, and .040. Weight, 0.06 lbs.





Flat Frame Hacksaw

Made from selected steel and furnished with one carbon steel blade. Adjustable frame can be used with blades of 10" or 12" long. Can be adjusted to cut at four different angles. Tough plastic handles are designed to provide comfortable grip and good balance.

Product Number	Extreme Length, Inches	Height, Inches	Weight, lbs.
70-865	17-3/4	3-3/4	1.75

Fed'l Spec. GGG-F-671



Utility Knife

Cast metal case with 4-position blade control. Extra blades are stored in case. Heavy duty replacement blades fit all standard knives by most manufacturers.

Product Number	Length, Inches	Weight, lbs.
68-310	6	0.27

Fed'l Spec. GGG-K-494b

Replacement Blades*

Product Number	Weight, lbs.
68-312	0.04

*Sold in packages of 5 only.

NEW!



5" Lockback Knife

5" Heavy duty lockback with brass bolsters and wood inlay handle. 4" Locking blade is 420 stainless steel sharpened to a razor's edge.

Product Number	Closed Position, Overall Length, Inches	Weight, lbs.
74-551	5	0.69

NEW!



3" Lockback Knife

3" Lockback featuring a 2-1/4" blade with brass bolsters and wood inlay handle. Stainless steel blade locks open to prevent accidental closing.

Product Number	Closed Position, Overall Length, Inches	Weight, lbs.
74-552	3	0.19





Electrician's Knife

Three-blade electrician spear blade. Combination screwdriver, insulation cutter and wire stripper, plus stripping pruning blade.

Product Number	Closed Position, Overall Length, Inches	Weight, lbs.
74-553	3.75	0.38



Coping Knife

3-1/4" Single coping/sheepfoot serrated blade.

Product Number	Closed Position, Overall Length, Inches	Weight, lbs.
74-554	3.5	0.13



Pruning Knife

4-1/2" Pruning knife with large hawk bill blade.

Product Number	Closed Position, Overall Length, Inches	Weight, lbs.
74-555	4.5	0.25



Related Hand Tools

NEW!

3" Lockback Knife

3" Stainless steel feather light lockback with a brushed finished 400 grade metal handle.

Product Number	Closed Position, Overall Length, Inches	Weight, lbs.
74-558	2.5	0.13

NEW!

Multi-Purpose Tool

17-function multitool featuring blunt nose pliers, grippers and cutters with saw, fine and coarse file, serrated rope blade, clip blade can opener, cap lifter, SAE and metric ruler. Includes large and small slotted and Phillips bits, and 1/4" adapter to with sockets.

Product Number	Closed Position, Overall Length, Inches	Weight, lbs.
74-556	6.5	0.69

NEW!

Multi-Purpose Minitool

16-function minitool featuring a clip blade, tweezers, nail file, scissors, ruler, bottle opener, cap lift, slotted and Phillips screwdriver, and 3 hex head wrench openings.

Product Number	Closed Position, Overall Length, Inches	Weight, lbs.
74-557	4	0.13



THE PERFORMAN

STRENGTH SPEED

STRENGTH

Forcing screw is recessed to avoid distortion when occasionally impacting lightly with a hammer.

STRENGTH

Threads are roll formed for greater strength, smoother running, more clamping force with less effort and resistance to nicks.

SAFETY

T-handle locks jaw opening precisely where you set it.

SAFETY

Cage guides jaws for fast set up, while preventing jaws from spreading or slipping off workpiece.

ACCESS

Slim, tapered jaws allow for gripping of object where access to a confined area is a problem.

STRENGTH

Tip is heat-treated for long life.



HOW TO CHOOSE A PULLER

It's important when buying a puller to consider three basic specifications:

REACH

Reach is the distance from the base of the hub to the flats of the jaws. This must be greater than the distance from the end of the shaft to behind the gear or wheel to be pulled. Maximum Reach is always specified.

SPREAD

Spread is the distance between the puller's jaws and must be greater than the diameter of the wheel or gear being pulled. Minimum and maximum spread is noted in each table.

CAPACITY

Capacity is the amount of force each puller is capable of exerting safely without damaging either the puller or the gear. The diameter of the forcing screw should equal at least one half the diameter of the shaft on which it will be used.

SAFETY NOTICE

BE SURE PULLER IS ALIGNED AND JAWS ARE FULLY SEATED ON PART TO BE PULLED. NEVER USE CHEATER BAR TO EXTEND WRENCHES.

KEEP FORCING SCREW AND HUB THREADS CLEAN AND OILED.

DO NOT HEAT OR GRIND PULLER PARTS. THIS CAUSES LOSS OF STRENGTH AND VOIDS WARRANTIES.

WHEN POSSIBLE, USE A LARGER SIZED PULLER TO AVOID OVERLOADING.

SECTION 13 CONTENTS

Internal Pullers

External Pullers

Combination Pullers

Press Pullers

Reversible Pullers

Cross Arm Pullers

Harmonic Pullers

Bearing Separators

Posi-Lock Pullers

NEW!


Set 72-498 Multi-purpose Puller Set

This assortment of puller tools gives you a wide range of job versatility. You get a 5 lb. slide hammer puller, hub puller, two sizes of jaw-type pullers, a bearing pulling attachment, plus a cross-bar gear and pulley puller, all contained in a handy plastic storage case.

Weight, 44 lbs.

Includes:

- 72-486 Slide Hammer Puller with 5 lb. hammer, 2-way and 3-way heads. Reversible: either two or three jaws may be used to handle both "inside" and "outside" pulling jobs.
- 2300-75 Front hub puller for servicing front drive cars.
- 71-401 2-ton combination 2- or 3-jaw puller. Has 3-3/8" max. reach, 4-3/4" max. spread.
- 71-403 5-ton combination 2- or 3-jaw puller. Has 5-1/2" max. reach, 7" max. spread.
- 72-460 Bar-type gear and pulley puller with 5-1/2" long screw. Includes two hex head cap screws, 3/8"-16 x 3" long. Spread range: 1-1/2" to 4-1/4".
- 72-452 Bearing pulling attachment for use with No. 1027 and No. 7393 pullers. Has 2" max spread, 1/8" min. spread.

NEW!


Set 72-499 13 Ton Capacity Puller Set

This versatile 13-ton capacity puller set removes gears, bearings, shafts, pinions, bearing outer races, and other tightly fitted parts. The set includes a push-puller, pullers, bearing pulling attachments, specialized pullers, and many accessories. You can work on all makes and models of cars and light trucks.

Weight, 45 lbs.

Includes:

- | | | |
|-----------------------------------|--------|-----------------------|
| 72-461 Push-Puller w/ 6-3/4" legs | 2291 | Steering wheel puller |
| 72-471 15-3/4" legs for 927 (pr.) | 72-487 | Pilot bearing puller |
| 71-431 2-jaw puller, 2 Ton | 72-485 | Slide hammer puller |
| 71-435 2-jaw puller, 5 Ton | 2289 | Pitman arm puller |
| 71-437 2-jaw puller, 7 Ton | 72-451 | Bearing splitter |
| 72-423 2-jaw puller, 13 Ton | 72-452 | Bearing splitter |
| 72-460 Gear and pulley puller | 72-453 | Bearing splitter |
| 2286 Flange-type puller | | |

Set 71-390 Posilock Puller Set

Contents: 3 Pullers and interchangeable accessories.

Approximate weight, 18.26 lbs.

Includes:

- 3-Arm Posilock Puller**
0 to 5" Spread, 4" Reach, 5-Ton
- 3-Arm Internal Bearing Puller**
9/16" to 4" Spread, 3" Reach

- Accessories**
- Slide Rod
- 2.5 lb Hammer
- Set of 3 Long Jaws, 13" Reach





Set 72-497
10-Ton Slide Hammer Puller Set

Ten-way slide hammer puller set.

Weight, 20.65 lbs.

Includes:

- 72-490 Slide hammer w/5 lb. hammer with 2 and 3 way puller head
- 2300-71 Rear axle pulling attachment
- 24544A 3-way cross-head
- 24545A Adjusting cone
- 27241A 2-way cross-block
- 72-452 Puller hook attachment
- 34698A Pulling jaws (3) for internal or external pulling jobs
- 72-454 Grip wrench adapter w/single lead (wrench not included)
- 205399A Dent puller attachment
- 44148A Internal/external pulling jaws (3), 61/2"
- 32054A Internal puller jaws (3), 23/8"
- 2300-75 Front hub puller assembly
- 309321A Forcing screw
- 215895A Sleeve




Set 72-495
Slide Hammer Puller Set

This useful set contains No. 1176 reversible-jaw slide hammer puller, plus an assortment of special jaws and adapters. You get all the versatility of the No. 1176 (described fully on page 177), plus attachments for pulling various size pilot bearings, oil seals, bushings, timing gears, harmonic balancers, and other tightly fitted parts!

Weight, 9.88 lbs.

Includes:

- 72-485 Reversible-jaw slide hammer puller with 2-1/2 lb. hammer
- 44195A Medium jaw (3 incl.)
- 32054A Pilot bearing jaw (3 incl.)
- 44148A Long jaw (3 incl.)
- 72-452 Puller hook. Removes oil seals, bearings, etc.
- 27241A 2-way cross head
- 36578A Cross block. Removes timing gears, harmonic balancers, pulleys, other parts having tapped holes. Uses cap screws up to 3/8" diameter. Spread with 3/8" dia. cap screws: 1-7/8" – 5-5/8".



Tool No.	2-Jaw Spread			
	Inside		Outside	
	Min.	Max.	Min.	Max.
44195A	1-1/4"	4-1/2"	3/4"	5"
32054A	3/4"	2-3/8"	-	-
44148A	2-3/4"	5-1/2"	3/4"	5"
34698A	1-1/4"	3-1/2"	1"	5"

Tool No.	3-Jaw Spread			
	Inside		Outside	
	Min.	Max.	Min.	Max.
44195A	1-1/2"	4-3/4"	1"	4-1/2"
32054A	1"	2-3/4"	-	-
44148A	3-1/4"	6-1/4"	1"	6-1/4"
34698A	1-1/2"	4-1/4"	1-1/2"	4-1/2"

NEW!

Set 72-496 Blind Hole Puller Set

This set provides a complete selection of expanding collets ranging in size from 5/16" to 13/4". Collet is placed through bore of part to be removed, then expanded with actuator pin so that lips of collet secure a positive grip for pulling. Force is exerted by means of a forcing screw and bridge assembly or a slide hammer. Individual pieces can be ordered separately.

Weight, 20.51 lbs.

Includes:

24835A	Forcing screw	Collet	5/8" to 3/4"	
24836A	Forcing screw nut	Collet	3/4" to 7/8"	
72-491	2-1/2 lb. hammer	Collet	7/8" to 1"	
208627A	Shank and tee bar ass'y.	Collet	1" to 1-1/4"	
	Collet	5/16" to 3/8"	Collet	1-1/4" to 1-1/2"
	Collet	3/8" to 7/16"	Collet	1-1/2" to 1-3/4"
	Collet	7/16" to 1/2"	72-493	Bridge Slide Hammer
	Collet	1/2" to 5/8"		

NEW!

Set 72-442 Cone Puller Set

Components can be assembled to create several versatile puller versions for both internal and external pulling tasks. The puller head is turned to securely lock the jaws onto the part being removed. Both a 2-way and 3-way puller head are included, plus three long-reach and three short-reach puller jaws. Plastic storage box included. Easily removes gears, bearings, timing gears, harmonic balancers, and other press-fitted parts.

Weight, 5.09 lbs.

NEW!

Set 72-458 Bearing Splitter Combo Pack

This combo pack contains four of Armstrong's most popular bearing splitters, plus a pulley pulling attachment. A rugged organizer case is included, enabling you to keep the tools together for instant use.

Weight, 30 lbs., 5 oz.

Includes:


72-451	Bearing splitter. Has 15/16" max. spread and 1/4" min. spread.
72-452	Bearing splitter. Has 2" max. spread and 1/8" min. spread.
72-453	Bearing splitter. Has 4-5/8" max. spread and 1/2" min. spread.
72-456	Bearing splitter. Has 9" max. spread and 1/2" min. spread.
72-457	Pulley pulling attachment with a 5-7/8" max. and 1-3/4" min. spread





1-Ton Standard Jaw Puller

Tool No.	MAX.		Screw Size	JAW		Capacity Style and Weight
	Reach	Spread		Thickness	Width	
72-421	2-1/8"	3-1/4"	5/16"-24 x 3-7/8"	9/64"	1/4"	1-Ton, 2-Jaw; 0.405 lbs.



2-Ton Standard Jaw Pullers

Tool No.	MAX.		Screw Size	JAW		Capacity Style and Weight
	Reach	Spread		Thickness	Width	
71-431	3-1/4"	4"	3/8"-24 x 4-7/8"	Upper 3/16" Lower 1/8"	Upper 1/4" Lower 1/2"	2-ton, 2-Jaw; 14 oz. (Reversible Jaws)
71-401	3-1/4"	4-3/4"	3/8"-24 x 4-7/8"	Upper 3/16" Lower 1/8"	Upper 1/4" Lower 1/2"	2-ton, 2/3-Jaw; 1 lb., 5 oz. (Reversible Jaws)



5-Ton Standard Jaw Pullers

Tool No.	MAX.		Screw Size	JAW		Capacity Style and Weight
	Reach	Spread		Thickness	Width	
71-435	3-1/4"	6"	9/16"-20 x 6-15/16"	Upper 5/16" Lower 1/4"	Upper 3/8" Lower 3/4"	5-Ton, 2-Jaw; 1 lb., 12 oz. (Reversible Jaws)
71-403	3-1/4"	7"	9/16"-20 x 6-15/16"	Upper 5/16" Lower 1/4"	Upper 3/8" Lower 3/4"	5-Ton, 2/3-Jaw; 2 lbs., 12 oz. (Reversible Jaws)



7-Ton Standard Jaw Pullers

Tool No.	MAX.		Screw Size	JAW		Capacity Style and Weight
	Reach	Spread		Thickness	Width	
71-437	5"	9"	11/16"-18 x 9"	Upper 5/16" Lower 11/32"	Upper 1" Lower 1"	7-Ton, 2-Jaw; 4.85 lbs. (Reversible Jaws)
71-405	5"	10-1/2"	11/16"-18 x 9"	Upper 5/16" Lower 11/32"	Upper 1" Lower 1"	7-Ton, 2/3-Jaw; 6 lbs., 2 oz. (Rev. Jaws)
72-422	8-3/4"	9-1/2"	11/16"-18 x 9"	11/32"	1"	7-Ton, Long 2-Jaw; 5.31 lbs.
72-432	8-3/4"	11"	11/16"-18 x 9"	11/32"	1"	7-Ton, Long 2/3-Jaw; 8.04 lbs.



NEW!



13-Ton Standard Jaw Pullers

Tool No.	MAX.		Screw Size	JAW		Capacity Style and Weight
	Reach	Spread		Thickness	Width	
72-423	11"	12"	13/16"-16 x 12"	9/16"	1"	13-Ton, 2-Jaw; 10.60 lbs.
72-433	11"	12"	13/16"-16 x 12"	9/16"	1"	13-Ton, 2/3-Jaw; 31.19 lbs.
72-424	15-1/4"	15-1/2"	13/16"-16 x 12"	9/16"	1"	13-Ton, Long 2-Jaw; 20.51 lbs.
72-434	15-1/4"	17"	13/16"-16 x 12"	9/16"	1"	13-Ton, Long 2/3-Jaw; 18.78 lbs.

NEW!



17-1/2"-Ton Standard Jaw Pullers

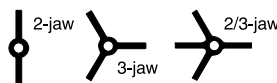

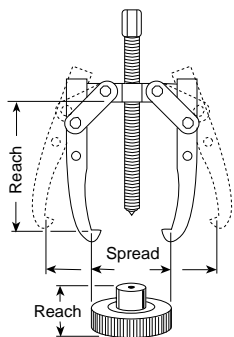
Tool No.	MAX.		Screw Size	JAW		Capacity Style and Weight
	Reach	Spread		Thickness	Width	
72-425	14-1/2"	14"	1"-14 x 13-1/2"	13/16"	1-9/32"	17-1/2-Ton, 2-Jaw; 30 lbs.
72-435	14-1/2"	14"	1"-14 x 13-1/2"	13/16"	1-9/32"	17-1/2-Ton, 3-Jaw; 33 lbs.
72-426	18-3/4"	16"	1"-14 x 13-1/2"	13/16"	1-9/32"	17-1/2-Ton, Long 2-Jaw; 25.02 lbs.
72-436	18-3/4"	16"	1"-14 x 13-1/2"	13/16"	1-9/32"	17-1/2-Ton, Long 3-Jaw; 49 lbs.

NEW!



25-Ton Standard Jaw Pullers

Tool No.	MAX.		Screw Size	JAW		Capacity Style and Weight
	Reach	Spread		Thickness	Width	
72-427	15-1/2"	18"	1 1/4"-12 x 16-5/8"	1-1/16"	1-1/2"	25-Ton, 2-Jaw; 35.44 lbs.
72-437	15-1/2"	18"	1 1/4"-12 x 16-5/8"	1-1/16"	1-1/2"	25-Ton, 3-Jaw; 49.46 lbs.
72-428	22-1/4"	20"	1 1/4"-12 x 16-5/8"	1-1/16"	1-1/2"	25-Ton, Long 2-Jaw; 40.96 lbs.





3-Arm Posilock Pullers

Posilock Pullers feature self-aligning jaws. Set up is quick, accurate, and easy for one person. Turning the T-Handle locks the jaws in place so they can't fall off.

Product Number	Max. Spread, Inches	Max. Reach, Inches	Screw, Diameter	Capacity, Lbs.	Weight, Lbs.
71-490	1/2 to 5	4	9/16	5,000	7.47
71-492	1/2 to 7	6	5/8	20,000	8.11
71-494	3/4 to 12	8	3/4	34,000	14.23
71-496	1 to 15	10	3/4	40,000	17.03
71-498	2-1/2 to 18	13	1-1/8	60,000	47.38
71-500	3 to 25	16	1-1/4	80,000	68.00

Fed'l Spec. GGG-P-781d



Push-Pullers

No. 72-461 – 10-Ton Capacity Can be used with No. 72-453 bearing pulling attachment or No. 72-457 pulley pulling attachment. May also be used with Nos. 72-478, or 72-479 internal pulling attachments.

No. 72-462 – 171/2-Ton Capacity Can be used with Nos. 72-454 and 72-456 bearing pulling attachments or Nos. 72-459 pulley pulling attachments. May also be used with Nos. 72-478, 72-479, or 72-480 internal pulling attachment.

No. 72-463 – 30-Ton Capacity Can be used with Nos. 72-455 bearing pulling attachments. Can be used with No. 72-480 internal pulling attachment.

Tool No.	MAX.		Screw Size	Notes / Weight
	Reach	Spread		
72-461	8-1/4"	2-1/8" – 7-1/4"	3/4"–16 x 12"	1/2" of forcing screw tip end is threaded 5/8"–18. No. 72-470 legs Wt., 6.95 lbs.

Extra Legs (pair) for No. 72-461 Push-Puller (Reach equals leg length plus 1-1/2" with leg end caps.)

Tool No.	Leg Length & Wt.		
72-471	15-3/4" 3.08 lbs.		
72-462	11-1/2"	3-1/8"–11-3/4"	1"-14 x 13-1/4" Leg ends threaded 5/8"–18. No. 72-470 legs Wt., 20.14 lbs.

Extra Legs (pair) for No. 72-462 Push-Puller (Reach equals leg length plus 2" with leg end caps.)


Tool No.	Leg Length & Wt.		Tool No.	Leg Length & Wt.	
72-472	4-1/2" 2.59 lbs.		72-475	22-1/2" 8.74 lbs.	
72-473	9-1/2" 4.33 lbs.				
72-474	16-1/2" 6.71 lbs.				
72-463	10-1/2"	7"–16-1/4"	1-1/2"–12 x 17-1/4"	Leg ends threaded 1"–14. No. 72-476 legs Wt., 44 lbs.	

Extra Legs (pair) for No. 72-463 Push-Puller (Reach equals leg length plus 2-5/8" with leg end caps.)

Tool No.	Leg Length & Wt.		Tool No.	Leg Length & Wt.	
72-476	18" 15.11 lbs.		72-477	28" 22.11 lbs.	



NEW!



**Set 72-460
Gear and Pulley Puller**

Puller with standard 5-1/2" forcing screw, plus special 13" forcing screw. Includes two hex head cap screws, 3/8" - 16 x 3" long. Special range: 1-1/2" to 4-1/4". Wt., 1.64 lbs.

NEW!

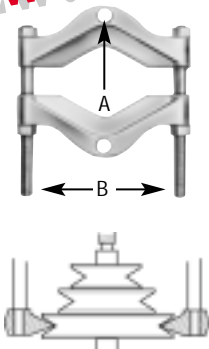


Cone-type Puller

Reversible jaws permit handling of both internal and external pulling jobs. The 2-way/3-way head permits assembly of puller to suit the job at hand. Turning the cone on the puller head securely locks jaws on part to be removed.

Tool No.	Reach	2-Jaw Spread		3-Jaw Spread		Weight (lbs/oz)
		Inside Min.	Outside Max.	Inside Min.	Outside Max.	
72-441	2-7/8"	1-1/2"	4-1/2"	3/4"	5"	1-1/2" 4-3/4" 1" 4-1/2" 2.37 lbs.

NEW!




A= Thread of tapped hole in adapter.
B= Distance between adjusting screws.

Pulley Pulling Attachments

Attachment clamps down into V-groove to distribute load.

Tool No.	MAX. Spread	MIN. Spread	A	B	Weight	Application/Use with puller Numbers
72-457	5-7/8"	1-3/4"	5/8"-18	6"	4.26 lbs.	71-405, 71-437, 72-422, 72-461

NEW!



Internal Pulling Attachments

Approved by leading bearing manufacturers, our internal pulling attachments remove bearing cups, oil seals, bushings, and other parts from blind holes quickly and easily. Each attachment is designed for use with a corresponding Push-Puller or slide hammer assembly.

Tool No.	JAW Spread	Spread	A	B	Weight	Application
72-478	1-1/2"-5"	2-1/8"	1"-14	5/8"-18	4.87 lbs.	Use with No. 72-461 and 72-462 Push-Pullers, 72-490 and 72-491 slide hammer pullers.
72-479	1-1/2"-6"	4"	1"-14	5/8"-18	4.87 lbs.	
72-480	3"-9"	5-7/8"	1-1/2"-12	1"-14	13.43 lbs.	Use with No. 72-463 Push-Puller.





Bearing Splitters

These versatile accessories feature "knife-like" edges which are easily placed behind the part to secure a gripping surface, even when clearances are extremely limited. Puller jaws grip attachment's outer edge; when used with a Push-Puller, puller legs are threaded into the attachment's two tapped holes.

Tool No.	MAX. Spread	MIN. Spread	A	B	Weight	Application/Use with puller Numbers
72-451	15/16"	1/4"	5/16"-18	11-1/16"	0.77 lbs.	72-421, 71-431, 71-401
72-452	2"	1/8"	3/8"-16	2-7/16"	1.61 lbs.	71-435, 71-434, 71-404, 72-460
72-453	4-5/8"	1/2"	5/8"-18	4-3/8"	5.64 lbs.	72-422, 71-405, 72-432, 72-461, 72-462
72-454	5-3/4"	1/2"	5/8"-18	6"	12.56 lbs.	71-437, 72-424, 72-433, 72-434, 72-461, 72-462
72-455	8"	5/8"	1"-14	7 1/8"	19.82 lbs.	72-425, 72-427, 72-467
72-456	9"	1/2"	5/8"-18	6"	12.71 lbs.	71-437, 72-424, 72-433, 72-434, 72-462



Reversible-Jaw Slide Hammer Pullers

Here are two extremely versatile pullers which will accomplish many pulling jobs involving gears, bearings, outer races, grease retainers, oil seals, etc. Either two or three puller jaws may be used to handle "inside" pulling jobs such as bearing cups and outer races, as well as regular "outside" pulling jobs. In addition to these uses, the basic slide hammer unit can be removed and used independently. The No. 72-486 slide hammer puller has a 5 lb. hammer, and the No. 72-485 has a 2-1/2 lb. hammer.

No. 72-485 – Puller with 2-1/2 lb. hammer, 2-way and 3-way head, 27" long. Wt., 6.36 lbs.

No. 72-486 – Same as 72-485, except has 5 lb. hammer. Wt., 8.84 lbs.

2-Jaw Spread				3-Jaw Spread				Overall Length
Inside		Outside		Inside		Outside		
Min.	Max.	Min.	Max.	Min.	Max.	Min.	Max.	
1-1/4"	3-1/2"	1"	4-1/2"	1-1/2"	4-1/4"	1-1/2"	4-1/2"	27"



Basic Slide Hammer Units

May be used with an internal pulling attachment or with female or male-female threaded adapters

No. 72-490 – Basic slide hammer unit is 24" long with 5 lb. hammer and 5/8"-18 threaded end. Wt., 7.47 lbs.

No. 72-491 – Basic slide hammer unit is 24" long with 2-1/2 lb. hammer and 5/8"-18 threaded end. Wt., 4.90 lbs.

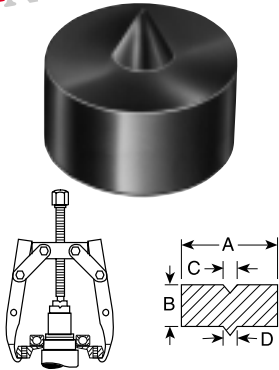


Pilot Bearing Pullers

These very versatile pullers are built specially for inside pulling jobs, and particularly for removing flywheel pilot bearings on automobiles, trucks, and tractors. Also very practical for pulling motor, generator, and magneto bearings.

Tool No.	Reach	I.D. Spread		Weight (lbs)
		Min.	Max.	
72-487	3/4"	1/2"	1-1/2"	3.85
72-488	1"	7/8"	2-1/8"	3.85



NEW!

Shaft Protector Set

Designed to protect shaft centers from distortion when extreme pressures are applied.

No. 72-506 - Shaft protector set. Weight, 1.23 lbs.

Shaft protectors are available separately.

Tool No.	A	B	C	D
72-500	1-1/2"	3/4"	3/8"	7/16"
72-501	1-1/4"	3/4"	3/8"	3/8"
72-502	1"	3/4"	3/8"	5/16"
72-503	3/4"	3/4"	1/4"	1/4"
72-504	5/8"	5/8"	1/4"	1/4"
72-505	5/8"	5/8"	3/16"	3/16"

NEW!

Locking Plier Adapter

For grip wrenches using single or double lead thread adjusting screw. Adapter threads onto slide hammer with 5/8"-18 thread. Grip wrench threads onto 7/16"-14 end of adapter for pulling use.

No. 72-494 - Grip wrench adapter with single lead thread. Wt., 0.52 lbs.


NEW!

Puller Hook

Used with any slide hammer with 5/8-18 threaded shaft for removing oil seals, bearings, bearing races, etc. Wt., 0.21 lbs.

No. 72-492 - Puller Hook

Collets with Pins for Blind Hole Pullers



Product Number	Min. Spread, Inches	Reach, Inches	Weight Lbs.
71-921	5/16	1-3/4	0.15
71-922	3/8	1-3/4	0.19
71-923	7/16	2	0.23
71-924	1/2	2	0.26
71-925	5/8	2-1/2	0.33
71-926	3/4	2-1/2	0.40
71-927	7/8	2-1/2	0.53
71-928	1	4	1.02
71-929	1-1/4	4	1.53
71-930	1-1/2	4	1.63

Fed'l Spec. GGG-P-781d





NOTES:


THE PERFORMAN

STRENGTH SPEED

TOOL POSTS WITH TOOL HOLDERS MACHINE SHOP USE



FRONT



SIDE




C E D I F F E R E N C E

A C C E S S S A F E T Y

14

WORK HOLDING TOOLS MACHINE SHOP USE




SIDE

SECTION 14 CONTENTS

T-Slot Clamps

Strap Clamps

T-Slot Bolts, Nuts, Washers



T-Slot Clamps, Drop Forged Carbon Steel

A unique tool for holding down work on all machine tools equipped with slotted tables. Because they are drop forged from Carbon Steel, Armstrong T-Slot Clamps embody strength far beyond that required for normal clamping operations. And should any slight spring ever occur under extreme conditions, the drop forged frame will not take a permanent set. It's therefore safe to predict your Armstrong T-Slot Clamps will outlive the machine tools you intend to use them on. And over the years, they'll save countless hours of operator set-up time, paying for themselves many times over. Screw features Armstrong's patented ball-joint swivel pad-the most secure and permanent system for locking pad to screw. Pad is V-notched to aid clamping of small rounds. T-Slot Clamp body, screw and handle are black finish. Each clamp is furnished with one T-Slot Bolt, Washer, and Hex Nut.

Product Number	Capacity, Inches	T-Slot Bolt Size, Inches	Clamping Depth, Inches	Weight, lbs.
79-401	0 to 2-1/4	1/2 x 1-1/2	2	2.29
79-403	0 to 3-1/4	5/8 x 2	2-1/4	4.62
79-405	0 to 3-1/4	3/4 x 2-1/2	2-1/4	5.00

Strap Clamps

Designed for holding down work on all machine tools equipped with slotted tables. All Armstrong Strap Clamps are drop forged from Carbon Steel and heat treated. Drop forging imparts the extra strength that allows application of greater clamping force, reducing the possibility of work slippage. Thus, by equipping every machine tool with a complete assortment of Armstrong Strap Clamps, you will decrease the potential for injury to operator, damage to work piece and equipment. And the clamps will quickly pay for themselves in man-hours that would otherwise be wasted by operators searching through scrap bins for make-shift hold-down devices. Natural Finish. T-Slot Bolts, T-Slot Nuts, Hex Nuts and Washers used in conjunction with Strap Clamps are available.



Universal Adjustable Clamps

Product Number	Length, Inches	Width, Inches	Adjustment, Inches	Max. T-Slot Bolt Size, Inches	Weight, lbs.
79-421	5-1/16	1-5/8	2-1/4	5/8	1.22
79-422	8	2-1/8	4	3/4	2.78

Universal Adjustable Clamps, Saddle Only

Product Number	Weight, lbs.	Use with, Prod. No.
79-424	.20	79-421
79-425	.28	79-422

*Saddle



Finger Clamps

Product Number	Length, Inches	Width, Inches	Thickness, Inches	Slot Size		Finger Size		Weight, lbs.
				Width, Inches	Length, Inches	Dia., Inches	Length, Inches	
79-446	6	1-3/4	7/8	11/16	1-15/16	5/8	5/8	.91
79-448	8	2-1/8	1-1/8	13/16	2-9/16	3/4	3/4	3.12





Plain Clamps

Product Number	Length, Inches	Width, Inches	Thickness, Inches	Slot Size		Weight lbs.
				Width, Inches	Length, Inches	
79-454	4	1-5/8	3/4	11/16	1-3/8	.73
79-456	6	1-3/4	7/8	11/16	2-1/16	1.43
79-458	8	2-1/8	1-1/8	13/16	2-13/16	3.62
79-460	10	2-1/2	1-3/8	15/16	3-11/16	6.65



Screw Heel Clamps

Product Number	Length, Inches	Width, Inches	Thickness, Inches	Slot Size		Weight lbs.	Screw Size	Screw Length
				Width, Inches	Length, Inches			
79-455	4	1-5/8	3/4	11/16	1-3/8	1.00	1/2-13	1-1/4
79-457	6	1-3/4	7/8	11/16	2-1/16	1.80	5/8-11	1-3/4
79-459	8	2-1/8	1-1/8	13/16	2-13/16	3.77	3/4-10	1-3/4
79-461	10	2-1/2	1-3/8	15/16	3-11/16	6.89	7/8-9	2-3/4




U-Clamps

Product Number	Length, Inches	Width, Inches	Thickness, Inches	Slot Size		Finger Size		Weight lbs.
				Width, Inches	Length, Inches	Dia., Inches	Length, Inches	
79-464	4	1-3/4	3/4	11/16	3-1/2	9/16	9/16	.93
79-466	6	2	7/8	11/16	5-1/4	11/16	11/16	2.00
79-468	8	2-3/8	1-1/8	13/16	7-3/8	13/16	13/16	3.71
79-469	10	2-3/4	1-1/4	15/16	9	15/16	15/16	5.78
79-470	12	3-1/4	1-3/8	1-1/16	11	1-1/16	1-1/16	9.94




Goose Neck Clamps

Product Number	Length, Inches	Width, Inches	Thickness, Inches	Slot Size		Offset, Inches	Weight, lbs.
				Width, Inches	Length, Inches		
79-474	4	1-3/8	3/4	11/16	15/16	13/16	1.02
79-476	6	1-3/4	7/8	11/16	1-11/16	15/16	1.87
79-478	8	2-1/8	1-1/8	13/16	2-7/16	1-1/8	3.93



Set-Up Wedges

Product Number	Length, Inches	Width, Inches	Maximum Thickness, Inches	Weight, lbs.
79-493	3	1	1/4	.11
79-495	5	1	1/2	.31
79-496	6	1-1/4	3/4	.68

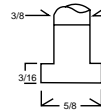



T-Slot Bolts, Carbon Steel, Black Finish

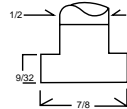
Forged T-Slot Bolts are used for setting up work on planers, shapers, milling machines, and other machine tools equipped with T-slot tables. Will fit T-slot without machining and cannot turn or break out of table slots. Available in Unified National Coarse, U.N.C. thread only.

T-Slot Bolts, 3/8" T-Slot Size

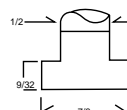
Product Number	Weight, lbs.	Length Under Head, Inches
79-551	.04	1
79-555	.06	1-1/2
79-559	.08	2
79-561	.09	2-1/2
79-565	.11	3
79-569	.14	4


T-Slot Bolts, 1/2" T-Slot Size

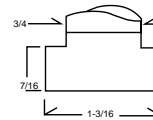
Product Number	Weight, lbs.	Length Under Head, Inches
79-587	.15	1-1/2
79-591	.16	2
79-595	.18	2-1/2
79-599	.21	3
79-601	.24	3-1/2
79-603	.26	4
79-605	.29	4-1/2
79-607	.31	5
79-611	.36	6


T-Slot Bolts, 5/8" T-Slot Size

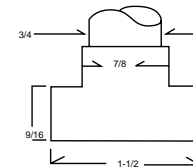
Product Number	Weight, lbs.	Length Under Head, Inches
79-627	.24	1-1/2
79-631	.28	2
79-635	.31	2-1/2
79-639	.35	3
79-641	.39	3-1/2
79-643	.45	4
79-645	.48	4-1/2
79-647	.53	5
79-649	.56	5-1/2
79-651	.61	6
79-653	.71	7
79-655	.77	8
79-659	.95	10


T-Slot Bolts, 3/4" T-Slot Size

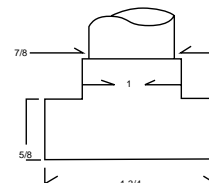
Product Number	Weight, lbs.	Length Under Head, Inches
79-679	.52	2-1/2
79-683	.57	3
79-685	.63	3-1/2
79-687	.68	4
79-689	.75	4-1/2
79-691	.82	5
79-693	.87	5-1/2
79-695	.95	6
79-697	1.04	7
79-699	1.16	8
79-703	1.43	10


T-Slot Bolts 7/8" T-Slot Size, 3/4" Diameter Bolt

Product Number	Weight, lbs.	Length Under Head, Inches
79-727	.89	4
79-729	.96	4-1/2
79-731	1.01	5
79-735	1.14	6
79-739	1.38	8
79-743	1.65	10


T-Slot Bolts 1" T-Slot Size, 7/8" Diameter Bolt

Product Number	Weight, lbs.	Length Under Head, Inches
79-757	1.09	3
79-759	1.27	4
79-761	1.44	5
79-763	1.59	6
79-765	1.78	7
79-767	1.96	8
79-771	2.28	10





T-Slot Nuts

For use with threaded studs on machine tools equipped with slotted tables. Forged nuts will fit T-slots without machining, and duplicate dimensions of T-Slot Bolts. Available in Unified National Coarse, U.N.C. thread only.

Product Number	T-Slot Size, Inches	U.S. Standard Thread	Weight, Pounds
79-825	5/8	1/2-13	.17
79-827	3/4	5/8-11	.28
79-829	7/8	3/4-10	.39
79-831	1	7/8-9	.57



Hex Nuts

For use with T-Slot Bolts. Heat treated for added strength. Available in Unified National Coarse, U.N.C. thread only.

Product Number	Bolt Dia., Inches	Across Flats, Inches	Thickness, Inches	Weight, lbs.
79-841	3/8	11/16	1/2	.04
79-843	1/2	7/8	5/8	.08
79-845	5/8	1-1/16	3/4	.15
79-847	3/4	1-1/4	7/8	.24
79-849	7/8	1-7/16	1	.35



Washers

For use with T-Slot Bolts, Washers are heavy and extra thick. Heat treated for added strength.

Product Number	Bolt Dia., Inches	I.D., Inches	O.D., Inches	Thickness, Inches	Weight, lbs.
79-859	3/8	7/16	13/16	3/16	.02
79-861	1/2	9/16	1	3/16	.03
79-863	5/8	23/32	1-1/4	1/4	.06
79-865	3/4	27/32	1-1/2	1/4	.08
79-867	7/8	31/32	1-3/4	1/4	.12



Cutting Tools

High Speed Steel Ground Tool Bits and Cut-Off Blades

Available in two versatile grades of High Speed Steel, M-2 and M-34, bits and blades are ground on all sides and ready for use. Packaged for convenient handling. Each tool is clearly marked with size and product number.

Steel Analysis M-2 Tungsten Moly High Speed Steel

Carbon, .84%; Manganese, .25%; Silicon, .30%; Tungsten, 6.40%; Chromium, 4.15%; Vanadium, 1.90%; Molybdenum, 5.00%.

M-34 Cobalt High Speed Steel

Carbon, .90%; Manganese, .30%; Silicon, .30%; Tungsten, 1.55%; Chromium, 3.75%; Vanadium, 2.00%; Molybdenum, 8.70%; Cobalt, 8.00%.

Square Tool Bits, M-2 H.S.S.

Ends Beveled 10°

Product Number	Size, Inches	Length, Inches	Weight, lbs.
86-001	3/16	2	.02
86-003	1/4	2-1/2	.04
86-005	5/16	2-1/2	.07
86-007	3/8	3	.12
86-011	1/2	4	.29
86-013	5/8	4-1/2	.51

Fed'l Spec. 00-C-581a


Square Tool Bits, M-34 H.S.S.

Ends Beveled 10°

Product Number	Size, Inches	Length, Inches	Weight, lbs.
86-041	3/16	2	.02
86-043	1/4	2-1/2	.04
86-045	5/16	2-1/2	.07
86-047	3/8	3	.12
86-051	1/2	4	.29
86-053	5/8	4-1/2	.51
86-055	3/4	5	.82

Fed'l Spec. 00-C-581a

Cut-Off Blades, M-2 H.S.S.

For Straight and Right-Hand Tools—Ends Beveled

Product Number	Size, Inches	Length, Inches	Weight, lbs.
86-257	3/32 x 1/2	4-1/2	.05
86-259	3/32 x 5/8	5	.07
86-261	1/8 x 3/4	5	.12
86-263	1/8 x 7/8	6	.16
86-265	3/16 x 1	6-1/2	.28

Fed'l Spec. 00-C-581a





Cut-Off Blades, M-34 H.S.S.

For Straight and Right-Hand Tools—Ends Beveled

Product Number	Size, Inches	Length, Inches	Weight, lbs.
86-291	3/32 x 1/2	4-1/2	.05
86-293	3/32 x 5/8	5	.07
86-295	1/8 x 3/4	5	.12
86-297	1/8 x 7/8	6	.16
86-299	3/16 x 1	6-1/2	.28

Fed'l Spec. 00-C-581a



**High Speed Steel
Unground Tool Bits and Cut-Off Blades**

Made from M-2 High Speed Steel and carefully hardened, these tool bits and blades are ready for finish grinding.

Square Tool Bits For Turning Tools

Product Number	Size, Inches	Length, Inches	Weight, lbs.
86-391	3/16	2	.02
86-393	1/4	2-1/2	.05
86-395	5/16	2-1/2	.07
86-397	3/8	3	.12
86-399	7/16	3-1/2	.19
86-401	1/2	4	.29

Fed'l Spec. 00-C-581a



Square Tool Bits For Boring Tools

Product Number	Size, Inches	Length, Inches	Weight, lbs.
86-421	3/16	1-1/4	.01
86-423	1/4	1-3/4	.03
86-425	5/16	2-1/4	.06
86-427	3/8	2-5/8	.11


Fed'l Spec. 00-C-581a

Cut-Off Blades For Straight and Right-Hand Tools

Product Number	Size, Inches	Length, Inches	Weight, lbs.
86-471	3/32 x 1/2	4-1/2	.04
86-473	3/32 x 5/8	5	.07
86-475	1/8 x 3/4	5	.12
86-477	1/8 x 7/8	6	.17
86-479	3/16 x 1	6-1/2	.28

Fed'l Spec. 00-C-581a





High Speed Steel Ground to Form Tool Bits, Left-Hand Turning Tool

Made from M-2 High Speed Steel and carefully heat treated, these tool bits are ground to ten popular, versatile shapes and ready for use.

Product Number	Size, Inches	Length, Inches	Weight, lbs.
86-531	1/4	2-1/2	.04
86-559	5/16	2-1/2	.07
86-583	3/8	3	.12



High Speed Steel Ground to Form Tool Bits, Round Nose Turning Tool

Made from M-2 High Speed Steel and carefully heat treated, these tool bits are ground to ten popular, versatile shapes and ready for use.

Product Number	Size, Inches	Length, Inches	Weight, lbs.
86-533	1/4	2-1/2	.04
86-561	5/16	2-1/2	.07
86-585	3/8	3	.12



High Speed Steel Ground to Form Tool Bits, Right-Hand Turning Tool

Made from M-2 High Speed Steel and carefully heat treated, these tool bits are ground to ten popular, versatile shapes and ready for use.

Product Number	Size, Inches	Length, Inches	Weight, lbs.
86-537	1/4	2-1/2	.04
86-563	5/16	2-1/2	.07
86-587	3/8	3	.12



High Speed Steel Ground to Form Tool Bits, Left-Hand Corner Tool

Made from M-2 High Speed Steel and carefully heat treated, these tool bits are ground to ten popular, versatile shapes and ready for use.

Product Number	Size, Inches	Length, Inches	Weight, lbs.
86-539	1/4	2-1/2	.04
86-565	5/16	2-1/2	.07
86-589	3/8	3	.12



High Speed Steel Ground to Form Tool Bits, Threading Tool

Made from M-2 High Speed Steel and carefully heat treated, these tool bits are ground to ten popular, versatile shapes and ready for use.

Product Number	Size, Inches	Length, Inches	Weight, lbs.
86-541	1/4	2-1/2	.04
86-567	5/16	2-1/2	.07
86-591	3/8	3	.12





High Speed Steel Ground to Form Tool Bits, Right-Hand Corner Tool

Made from M-2 High Speed Steel and carefully heat treated, these tool bits are ground to ten popular, versatile shapes and ready for use.

Table with 4 columns: Product Number, Size, Inches, Length, Inches, Weight, lbs. Rows include products 86-543, 86-569, and 86-593.



High Speed Steel Ground to Form Tool Bits, Left-Hand Side Tool

Made from M-2 High Speed Steel and carefully heat treated, these tool bits are ground to ten popular, versatile shapes and ready for use.


Table with 4 columns: Product Number, Size, Inches, Length, Inches, Weight, lbs. Rows include products 86-545, 86-571, and 86-595.



High Speed Steel Ground to Form Tool Bits, Square Nose Tool

Made from M-2 High Speed Steel and carefully heat treated, these tool bits are ground to ten popular, versatile shapes and ready for use.

Table with 4 columns: Product Number, Size, Inches, Length, Inches, Weight, lbs. Rows include products 86-547, 86-573, and 86-597.



High Speed Steel Ground to Form Tool Bits, Right-Hand Side Tool

Made from M-2 High Speed Steel and carefully heat treated, these tool bits are ground to ten popular, versatile shapes and ready for use.

Table with 4 columns: Product Number, Size, Inches, Length, Inches, Weight, lbs. Rows include products 86-549, 86-575, and 86-599.



High Speed Steel Ground to Form Tool Bits, Brass Tool

Made from M-2 High Speed Steel and carefully heat treated, these tool bits are ground to ten popular, versatile shapes and ready for use.

Table with 4 columns: Product Number, Size, Inches, Length, Inches, Weight, lbs. Rows include products 86-551, 86-577, and 86-601.



Cutting Tools

Set 86-605
Ground to Form Tool Bit Set

Contents: One each of all ten 1/4" bits from previous page.
 In cardboard box.
 Approximate weight, .41 lbs.

Set 86-607
Ground to Form Tool Bit Set

Contents: One each of all ten 5/16" bits from previous page.
 In cardboard box.
 Approximate weight, .65 lbs.

Set 86-608
Ground to Form Tool Bit Set

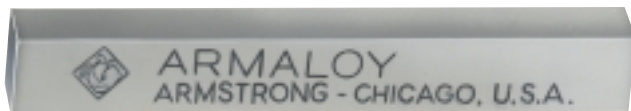
Contents: One each of all ten 3/8" bits from previous page.
 In cardboard box.
 Approximate Weight, 1.12 lbs.

Armaloy Ground Tool Bits and Cut-Off Blades

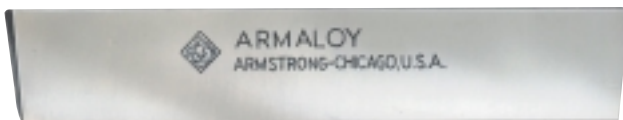
Made from cast alloy steel, these bits and blades have a hardness between that of High Speed Steels and sintered Carbides. Ideal for either rough or finish cuts on steel, malleable iron, cast iron, non-ferrous metals, rubber, and plastics. Bits are furnished ready for grinding to final cutter shape; blades are bevelled, ground to shape and ready for use.

Steel Analysis:

45-50% Cobalt, 27-32% Chromium, 14-19% Tungsten, 2-4% Carbon, 2-7% Tantalum, 1-3% Manganese, 2-5% Iron.


Square Armaloy Tool Bits

Product Number	Size, Inches	Length, Inches	Weight, lbs.
86-651	1/4	2-1/8	.04
86-653	5/16	2-1/2	.08
86-655	3/8	3	.13
86-659	1/2	4	.31


Armaloy Cut-Off Blades

Product Number	Size, Inches	Length, Inches	Weight, lbs.
86-681	1/8 x 3/4	6	.13
86-683	1/8 x 7/8	6	.15
86-685	3/16 x 1	6	.28





Armide Sintered Carbide, or Gray Red Enamel Shanks Armide Carbide-Tipped Cutters

Armide is a sintered carbide material with a hardness approaching that of the diamond. It easily machines the toughest steels and castings and can be used also for hard rubber, plastics, and even glass.

Since cutters will hold their edge far longer than even the finest tool steels, they will machine from ten to 100 times as many pieces before they require regrinding.

Can be used in Armstrong Carbide Tool Holders and Quick Change Tool Holders, as well as other tool holding systems. Available in two popular grades, as described below.

Grade A7-For light roughing and general finishing of steel. Red enamel shanks.

Grade A5-For heavy roughing of steel. Red enamel shanks.

Style AL, Grade A7—Straight Turning Tools

For Turning, Facing, Boring, Chamfering

Table with columns: Product Number, Size, Key, Shank Dimensions (A, B, C), Nose Radius, Blank Dimensions (T, W, L), Weight, lbs. Rows 87-401 to 87-405.

Fed'l Spec. 00-C-845

Style AR, Grade A7—Straight Turning Tools

For Turning, Facing, Boring, Chamfering

Table with columns: Product Number, Size, Key, Shank Dimensions (A, B, C), Nose Radius, Blank Dimensions (T, W, L), Weight, lbs. Rows 87-421 to 87-425.

Fed'l Spec. 00-C-845

Style AL, Grade A5—Straight Turning Tools

For Turning, Facing, Boring, Chamfering

Table with columns: Product Number, Size, Key, Shank Dimensions (A, B, C), Nose Radius, Blank Dimensions (T, W, L), Weight, lbs. Rows 87-601 to 87-605.

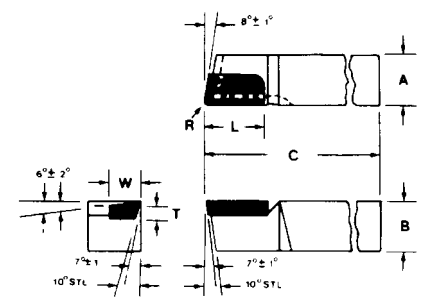
Fed'l Spec. 00-C-845

Style AR, Grade A5—Straight Turning Tools

For Turning, Facing, Boring, Chamfering

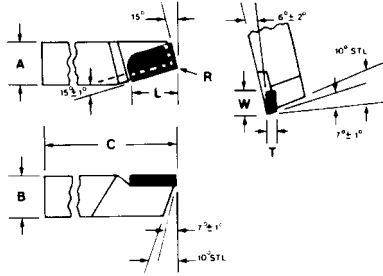

Table with columns: Product Number, Size, Key, Shank Dimensions (A, B, C), Nose Radius, Blank Dimensions (T, W, L), Weight, lbs. Rows 87-621 to 87-625.

Fed'l Spec. 00-C-845



Style BL, Grade A7—Lead Angle Turning Tools

For Turning, Light Planing, Facing, Boring, Milling



Product Number	Size, Key	Shank Dimensions			Nose Radius	Blank Dimensions			Weight, lbs.
		A	B	C		T	W	L	
87-441	4	1/4	1/4	2	1/64	3/32	3/16	5/16	.03
87-442	5	5/16	5/16	2-1/4	1/64	3/32	1/4	1/2	.06
87-443	6	3/8	3/8	2-1/2	1/64	3/32	1/4	1/2	.09
87-444	7	7/16	7/16	3	1/32	3/32	1/4	1/2	.15

Fed'1 Spec. 00-C-845

Style BR, Grade A7—Lead Angle Turning Tools

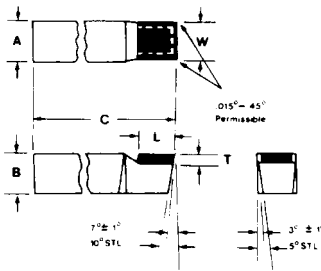
For Turning, Light Planing, Facing, Boring, Milling

Product Number	Size, Key	Shank Dimensions			Nose Radius	Blank Dimensions			Weight, lbs.
		A	B	C		T	W	L	
87-461	4	1/4	1/4	2	1/64	3/32	3/16	5/16	.03
87-462	5	5/16	5/16	2-1/4	1/64	3/32	1/4	1/2	.06
87-463	6	3/8	3/8	2-1/2	1/64	3/32	1/4	1/2	.09
87-464	7	7/16	7/16	3	1/32	3/32	1/4	1/2	.15
87-465	8	1/2	1/2	3-1/2	1/32	1/8	5/16	5/8	.22

Fed'1 Spec. 00-C-845

Style C, Grade A7—Square Nose Tools

For Forming, Grooving, Turning, Chamfering, Facing

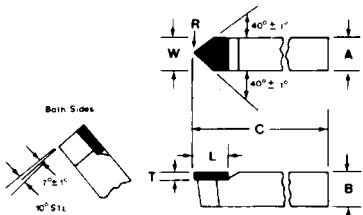


Product Number	Size, Key	Shank Dimensions			Blank Dimensions			Weight, lbs.
		A	B	C	T	W	L	
87-491	4	1/4	1/4	2	1/16	1/4	5/16	.04
87-492	5	5/16	5/16	2-1/4	3/32	5/16	3/8	.06
87-493	6	3/8	3/8	2-1/2	3/32	3/8	3/8	.10

Fed'1 Spec. 00-C-845

Style D, Grade A7—Point Nose, 80° Included Angle

For Light Turning, Undercutting, Boring, Chamfering



Product Number	Size, Key	Shank Dimensions			Nose Radius	Blank Dimensions			Weight, lbs.
		A	B	C		T	W	L	
87-521	4	1/4	1/4	2	1/64	1/16	.240	5/16	.04
87-522	5	5/16	5/16	2-1/4	1/64	3/32	.302	3/8	.06
87-523	6	3/8	3/8	2-1/2	1/64	3/32	.365	1/2	.10

Fed'1 Spec. 00-C-845

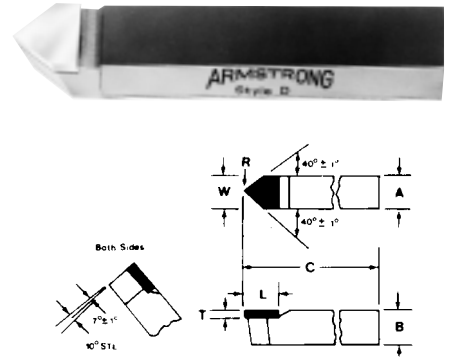


Style D, Grade A5—Point Nose, 80° Included Angle

For Light Turning, Undercutting, Boring, Chamfering

Product Number	Size, Key	Shank Dimensions			Nose Radius	Blank Dimensions			Weight, lbs.
		A	B	C		T	W	L	
87-721	4	1/4	1/4	2	1/64	1/16	.240	5/16	.04
87-722	5	5/16	5/16	2-1/4	1/64	3/32	.302	3/8	.06
87-723	6	3/8	3/8	2-1/2	1/64	3/32	.365	1/2	.10
87-724	7	7/16	7/16	3	1/32	3/32	.427	1/2	.15
87-725	8	1/2	1/2	3-1/2	1/32	1/8	.490	1/2	.25
87-727	10	5/8	5/8	4	1/32	5/32	.615	5/8	.45

Fed'l Spec. 00-C-845

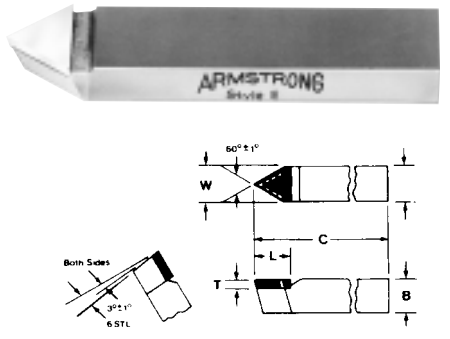


Style E, Grade A7—Neutral 60° Threading Tools

For American Standard Threading

Product Number	Size, Key	Shank Dimensions			Blank Dimensions			Weight, lbs.
		A	B	C	T	W	L	
87-551	4	1/4	1/4	2	1/16	.240	5/16	.04
87-552	5	5/16	5/16	2-1/4	3/32	.302	3/8	.06
87-553	6	3/8	3/8	2-1/2	3/32	.365	1/2	.10

Fed'l Spec. 00-C-845

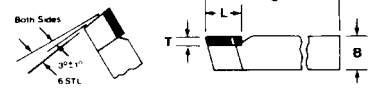


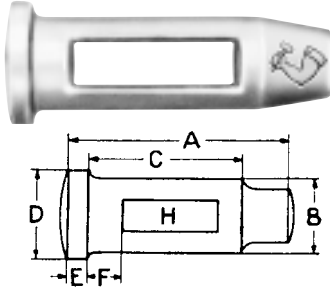
Style E, Grade A5—Neutral 60° Threading Tools

For American Standard Threading

Product Number	Size, Key	Shank Dimensions			Blank Dimensions			Weight, lbs.
		A	B	C	T	W	L	
87-751	4	1/4	1/4	2	1/16	.240	5/16	.04
87-752	5	5/16	5/16	2-1/4	3/32	.302	3/8	.06
87-753	6	3/8	3/8	2-1/2	3/32	.365	1/2	.10
87-755	8	1/2	1/2	3-1/2	1/8	.490	9/16	.25

Fed'l Spec. 00-C-845





Tool Post Fittings

Drop forged from Carbon Steel, these Tool Posts have openings punched out but are otherwise unfinished and are not heat treated.

Product Number	A Length, Inches	B Body Dimensions, In. Dia.,	C Length	D Base Dimensions, In. Dia.,	E Length	F Base to Opening Inches	H Opening Size, In.	For Use with Ring	For Use with Wedge	Weight, lbs.
89-401	2-15/16	1-1/32	2	1-7/32	5/16	7/16	1-5/16 x 7/16	89-421	89-441	.51
89-403	4-1/16	1-1/4	2-7/8	1-5/8	1/4	1/2	1-15/16 x 19/32	89-423	89-443	1.05



Tool Post Rings

Product Number	Outside Diameter, Inches	Inside Diameter, Inches	Edge Thickness, Inches	Radius of Concave, Inches	For Use with Post	For Use with Wedge	Weight, lbs.
89-421	2-1/4	1-1/16	3/8	3	89-401	89-441	.31
89-423	2-15/16	1-5/16	7/16	2-7/8	89-403	89-443	.60



Tool Post Wedges

Product Number	Length, Inches	Top Width, Inches	Extreme Width, Inches	Extreme Thickness, Inches	Radius, Inches	For Use with Post	For Use with Ring	Weight, lbs.
89-441	2-13/32	13/32	1/2	11/32	3	89-401	89-421	.07
89-443	3	9/16	21/32	31/64	2-7/8	89-403	89-423	.17






NOTES:

Work Holding Tools, Cutting Tools and Shop Accessories

ALLEN® HEX KEYS AND SETS



Heat treated, tempered alloy steel provides high strength and resistance to rotational distortion.

Specially contoured handle for better feel and control.

Rotates to 270° to a firm stop for better torquing and access.

Rugged Duracast® case provides unmatched durability.

All hex keys are precision formed to exact dimensional tolerances for precise fit.




Hex, Ball End and Torx® make up the most complete line of key configurations available.



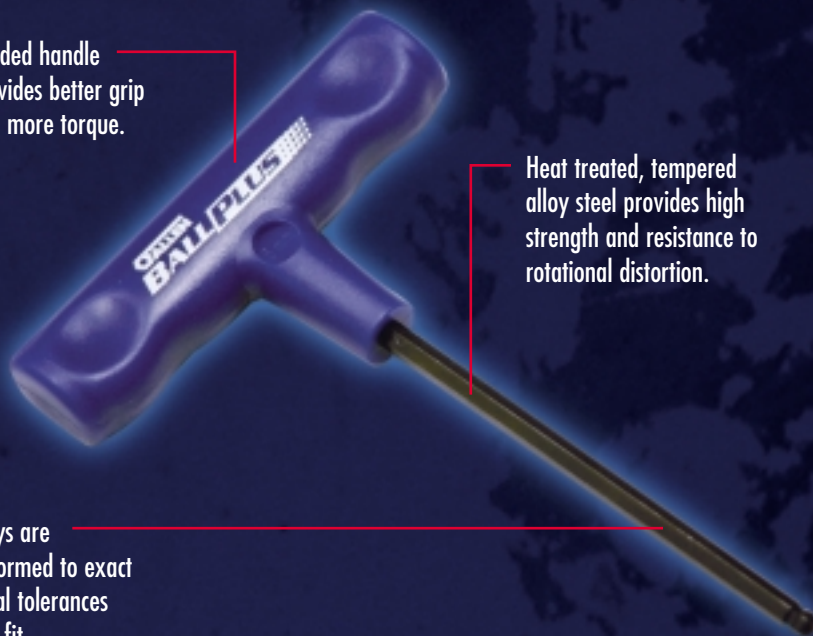
ALLEN® HEX KEYS AND SETS

All hex keys are precision formed to exact dimensional tolerances for precise fit.



Heat treated, tempered alloy steel provides high strength and resistance to rotational distortion.

Molded handle provides better grip and more torque.



Heat treated, tempered alloy steel provides high strength and resistance to rotational distortion.

All hex keys are precision formed to exact dimensional tolerances for precise fit.

SECTION 15 CONTENTS

Ball-Plus™ Ball End L-Keys, T-Handles and Screwdrivers

Long and Short Arm Hex Keys

Cushion-Grip T- Handles

Duracast® Fold-Ups

Standard Fold-Ups

HI-VIS™ Fold-Ups

Loop Handles

Forged T-Handles

Handi-Hex™ Drivers

Hex Key Sets

Hex Key Assortments

Ball Plus™ Long Arm Sets

Product Number	No. Of Keys	Type	Key Sizes Inches
56190	13	caddy - uncarded	.050, 1/16, 5/64, 3/32, 7/64, 1/8, 9/64, 5/32, 3/16, 7/32, 1/4, 5/16, 3/8
56193	13	caddy - carded	.050, 1/16, 5/64, 3/32, 7/64, 1/8, 9/64, 5/32, 3/16, 7/32, 1/4, 5/16, 3/8
56195	8	pouch	.050, 1/16, 5/64, 3/32, 7/64, 1/8, 9/64, 5/32
56196	12	caddy - uncarded	.050, 1/16, 5/64, 3/32, 7/64, 1/8, 9/64, 5/32, 3/16, 7/32, 1/4, 5/16
56197	10	pouch	1/16, 5/64, 3/32, 7/64, 1/8, 9/64, 5/32, 3/16, 7/32, 1/4
56198	7	caddy - uncarded	5/64, 3/32, 7/64, 1/8, 9/64, 5/32, 3/16

ASME B18.3 Fed'l Spec. GGG-K-275 AMED 1

Ball Plus™ Long Arm Sets

METRIC

Product Number	No. Of Keys	Type	Key Sizes mm
56191	9	caddy - carded	1.5, 2, 2.5, 3, 4, 5, 6, 8, 10
56194	9	caddy - uncarded	1.5, 2, 2.5, 3, 4, 5, 6, 8, 10
56199	6	pouch	1.5, 2, 2.5, 3, 4, 5

ASME B18.3 Fed'l Spec. GGG-K-275 AMED 1

Ball Plus™ Fractional/Metric Long Arm Combo Set

Product Number	No. Of Keys	Type	Key Sizes Inches	Key Sizes mm
56192	22	caddy - carded	.050, 1/16, 5/64, 3/32, 7/64, 1/8, 9/64, 3/8	2, 2.5, 3, 4, 5, 6, 8, 10

ASME B18.3 Fed'l Spec. GGG-K-275 AMED 1

Ball Plus™ Individual Long Arm Hex Keys

Product Number	Key Sizes Inches	Product Number	Key Sizes Inches	Product Number	Key Sizes Inches
59300	.050	59312	9/64	59324	3/8
59302	1/16	59314	5/32	59326	7/16
59304	5/64	59316	3/16	59328	1/2
59306	3/32	59318	7/32	59330	9/16
59308	7/64	59320	1/4	59332	5/8
59310	1/8	59322	5/16	59334	3/4

ASME B18.3 Fed'l Spec. GGG-K-275 AMED 1

Ball Plus™ Individual Long Arm Hex Keys

METRIC

Product Number	Key Sizes mm	Product Number	Key Sizes mm	Product Number	Key Sizes mm
59100	1.5	59109	4.5	59116	10
59101	1.27	59110	5	59117	11
59102	2	59111	5.5	59118	12
59104	2.5	59112	6	59120	14
59106	3	59113	7	59122	17
59107	3.5	59114	8	59124	19
59108	4	59115	9		

ASME B18.3 Fed'l Spec. GGG-K-275 AMED 1





Ball Plus™ Comfort Grip T-Handle Sets

Product Number	No. Of Keys	Type	Key Sizes Inches	Key Sizes mm
56131	6	pouch	5/32, 3/16, 7/32, 1/4, 5/16, 3/8	
56130	10	pouch	3/32*, 7/64*, 1/8, 9/64, 5/32, 3/16, 7/32, 1/4, 5/16, 3/8	
56134	11	pouch	5/32, 3/16, 7/32, 1/4, 5/16, 3/8	4, 5, 6, 8, 10

*Hex End Only
ASME B18.3 Fed'I Spec. GGG-K-275 AMED 1



Ball Plus™ Comfort Grip T-Handle Sets METRIC

Product Number	No. Of Keys	Type	Key Sizes mm
56133	5	pouch	4, 5, 6, 8, 10
56132	7	pouch	2.5*, 3, 4, 5, 6, 8, 10

*Hex End Only
ASME B18.3 Fed'I Spec. GGG-K-275 AMED 1

Ball Plus™ Individual Comfort Grip T-Handles

Product Number	Key Sizes Inches	Product Number	Key Sizes Inches	Product Number	Key Sizes Inches
57602*	3/32	57610	5/32	57616	1/4
57604*	7/64	57612	3/16	57618	5/16
57606	1/8	57614	7/32	57620	3/8
57608	9/64				

*Hex End Only
ASME B18.3 Fed'I Spec. GGG-K-275 AMED 1



Ball Plus™ Individual Comfort Grip T-Handles METRIC

Product Number	Key Sizes mm	Product Number	Key Sizes mm	Product Number	Key Sizes mm
57632*	2.5	57638	5	57642	8
57634	3	57640	6	57644	10
57636	4				

*Hex End Only
ASME B18.3 Fed'I Spec. GGG-K-275 AMED 1

Ball Plus™ Screwdriver Handle Sets

Product Number	No. Of Keys	Type	Key Sizes Inches
56180	8	pouch	.050, 1/16, 5/64, 3/32, 7/64, 1/8, 9/64, 5/32
56181	8	roll	7/64, 1/8, 9/64, 5/32, 3/16, 7/32, 1/4, 5/16
56182	13	pouch	.050, 1/16, 5/64, 3/32, 7/64, 1/8, 9/64, 5/32, 3/16, 7/32, 1/4, 5/16, 3/8
56183	7	pouch	5/64, 3/32, 7/64, 1/8, 9/64, 5/32, 3/16

ASME B18.3 Fed'I Spec. GGG-K-275 AMED 1

Ball Plus™ Screwdriver Handle Sets METRIC

Product Number	No. Of Keys	Type	Key Sizes mm
56185	6	pouch	1.5, 2, 2.5, 3, 4, 5
56186	7	pouch	1.27, 1.5, 2, 2.5, 3, 4, 5
56187	9	pouch	1.5, 2, 2.5, 3, 4, 5, 6, 8, 10

ASME B18.3 Fed'I Spec. GGG-K-275 AMED 1



Hex Keys and Sets



Ball Plus™ Screwdriver Handles

Product Number	Key Sizes Inches	Product Number	Key Sizes Inches	Product Number	Key Sizes Inches
57650	.050	57655	1/8	57660	1/4
57651	1/16	57656	9/64	57661	5/16
57652	5/64	57657	5/32	57662	3/8
57653	3/32	57658	3/16	57663	7/16
57654	7/64	57659	7/32	57664	1/2

ASME B18.3 Fed'l Spec. GGG-K-275 AMED 1

Ball Plus™ Screwdriver Handles

METRIC

Product Number	Key Sizes mm	Product Number	Key Sizes mm	Product Number	Key Sizes mm
57670	1.27	57675	3.5	57680	6
57671	1.5	57676	4	57681	7
57672	2	57677	4.5	57682	8
57673	2.5	57678	5	57683	9
57674	3	57679	5.5	57684	10

ASME B18.3 Fed'l Spec. GGG-K-275 AMED 1

Hex Keys and Sets



Ball Plus™ Long Length Screwdriver Handle Set

Product Number	No. Of Keys	Type	Key Sizes Inches
56184	11	pouch	5/64, 3/32, 7/64, 1/8, 9/64, 5/32, 3/16, 7/32, 1/4, 5/16, 3/8

ASME B18.3 Fed'l Spec. GGG-K-275 AMED 1

Ball Plus™ Long Length Screwdriver Handle Set

METRIC

Product Number	No. Of Keys	Type	Key Sizes mm
56188	8	pouch	2, 2.5, 3, 4, 5, 6, 8, 10

ASME B18.3 Fed'l Spec. GGG-K-275 AMED 1



Ball Plus™ Long Length Screwdriver Handles

Product Number	Key Sizes Inches	Product Number	Key Sizes Inches	Product Number	Key Sizes Inches
57750	5/64	57754	9/64	57758	1/4
57751	3/32	57755	5/32	57759	5/16
57752	7/64	57756	3/16	57760	3/8
57753	1/8	57757	7/32		

ASME B18.3 Fed'l Spec. GGG-K-275 AMED 1

Ball Plus™ Long Length Screwdriver Handles

METRIC

Product Number	Key Sizes mm	Product Number	Key Sizes mm	Product Number	Key Sizes mm
57770	2	57773	4	57776	8
57771	2.5	57774	5	57777	10
57772	3	57775	6		

ASME B18.3 Fed'l Spec. GGG-K-275 AMED 1





Long Arm Sets — In Plastic Holder


Product Number	No. Of Keys	Key Sizes Inches
56148	7	5/64, 3/32, 7/64, 1/8, 9/64, 5/32, 3/16
56152	12	.050, 1/16, 5/64, 3/32, 7/64, 1/8, 9/64, 5/32, 3/16, 7/32, 1/4, 5/16
56081	13	.050, 1/16, 5/64, 3/32, 7/64, 1/8, 9/64, 5/32, 3/16, 7/32, 1/4, 5/16, 3/8

ASME B18.3 Fed'I Spec. GGG-K-275 AMED 1

Fractional/Metric Combo Set

Product Number	No. Of Keys	Key Sizes Inches	Key Sizes mm
56009	22	.050, 1/16, 5/64, 3/32, 7/64, 1/8, 9/64, 5/32, 3/16, 7/32, 1/4, 5/16, 3/8	1.5, 2, 2.5, 3, 4, 5, 8, 10

ASME B18.3 Fed'I Spec. GGG-K-275 AMED 1



Individual Long Arm Hex Keys

Product Number	Key Sizes Inches	Product Number	Key Sizes Inches	Product Number	Key Sizes Inches
58007	.035	58014	3/16	58028	5/8
58003	.050	58016	7/32	58030	3/4
58001	1/16	58018	1/4	58032	7/8
58002	5/64	58020	5/16	58034	1
58004	3/32	58022	3/8	58036	1-1/4
58005	7/64	58023	7/16	58038	1-1/2
58006	1/8	58024	1/2	58040	1-3/4
58010	9/64	58026	9/16	58042	2
58012	5/32				

ASME B18.3 Fed'I Spec. GGG-K-275 AMED 1



Individual Long Arm Hex Keys METRIC

Product Number	Key Sizes mm	Product Number	Key Sizes mm	Product Number	Key Sizes mm
58048	0.9	58056	3	58066	10
58049	1.3	58058	4	58068	12
58050	1.5	58060	5	58090	14
58052	2	58062	6	58092	17
58054	2.5	58064	8	58094	19

ASME B18.3.2M

TORX® Individual Long Arm

Product Number	Key Sizes Torx	Product Number	Key Sizes Torx
58926	T-10	58929	T-25
58927	T-15	58930	T-27
58928	T-20	58931	T-30

Torx® is a registered trademark of CAMCAR, Division of TEXTRON, Inc.





Short Arm Sets — In Plastic Holder

Product Number	No. Of Keys	Type	Key Sizes Inches
56080	13	uncarded	.050, 1/16, 5/64, 3/32, 7/64, 1/8, 9/64, 5/32, 3/16, 7/32, 1/4, 5/16, 3/8
56108	12	uncarded	.050, 1/16, 5/64, 3/32, 7/64, 1/8, 9/64, 5/32, 3/16, 7/32, 1/4, 5/16

ASME B18.3 Fed'l Spec. GGG-K-275 AMED 1

Short Arm Set — In Plastic Holder

METRIC

Product Number	No. Of Keys	Key Sizes mm
56008	9	1.5, 2, 2.5, 3, 4, 5, 6, 8, 10

ASME B18.3.2M

Individual Short Arm Hex Keys

Product Number	Key Sizes Inches	Product Number	Key Sizes Inches	Product Number	Key Sizes Inches
57002	.028	57018	9/64	57032	1/2
57004	.035	57020	5/32	57034	9/16
57006	.050	57022	3/16	57036	5/8
57008	1/16	57024	7/32	57038	3/4
57010	5/64	57026	1/4	57040	7/8
57012	3/32	57028	5/16	57042	1
57013	7/64	57030	3/8	57044	1-1/4
57014	1/8	57031	7/16	57046	1-1/2

ASME B18.3 Fed'l Spec. GGG-K-275 AMED 1

Individual Short Arm Hex Keys

METRIC

Product Number	Key Sizes mm	Product Number	Key Sizes mm	Product Number	Key Sizes mm
57129	0.7	57122	3	57133	12
57131	0.9	57124	4	57134	14
57135	1.3	57126	5	57138	17
57116	1.5	57128	6	57142	19
57118	2	57130	8	57143	22
57120	2.5	57132	10		

ASME B18.3.2M

TORX® Individual Short Arm Hex Keys

Product Number	Key Sizes Torx	Product Number	Key Sizes Torx	Product Number	Key Sizes Torx
57981	T-6	57986	T-15	57991	T-40
57982	T-7	57987	T-20	57992	T-45
57983	T-8	57988	T-25	57993	T-50
57984	T-9	57989	T-27	57994	T-55
57985	T-10	57990	T-30		

Torx® is a registered trademark of CAMCAR, Division of TEXTRON, Inc.





Comfort-Grip T-Handle Sets — In Vinyl Pouch

Product Number	No. Of Keys	Key Sizes Inches	Overall Length, Inches
56161	8	3/32, 7/64, 1/8, 9/64, 5/32, 3/16, 7/32, 1/4	6
56164	8	3/32, 7/64, 1/8, 9/64, 5/32, 3/16, 7/32, 1/4	9

Comfort-Grip T-Handle Set — In Vinyl Pouch METRIC

Product Number	No. Of Keys	Key Sizes mm	Overall Length, Inches
56093	5	2.5, 3, 4, 5, 6	6



Comfort-Grip T-Handle Sets — With Metal Stand

Product Number	No. Of Keys	Key Sizes Inches	Overall Length, Inches
56064	10	3/32, 7/64, 1/8, 9/64, 5/32, 3/16, 7/32, 1/4, 5/16, 3/8	6
56163	10	3/32, 7/64, 1/8, 9/64, 5/32, 3/16, 7/32, 1/4, 5/16, 3/8	9



Individual Comfort-Grip T-Handles

Product Number	Key Sizes Inches	Overall Length, Inches
57300	3/32	6
57302	7/64	6
57304	1/8	6
57306	9/64	6
57308	5/32	6
57310	3/16	6
57312	7/32	6
57314	1/4	6
57316	5/16	6
57318	3/8	6
58250	3/32	9
58252	7/64	9
58254	1/8	9
58256	9/64	9
58258	5/32	9
58260	3/16	9
58262	7/32	9
58264	1/4	9
58266	5/16	9
58268	3/8	9

Individual Comfort-Grip T-Handles METRIC

Product Number	Key Sizes mm	Overall Length, mm
57842	2.5	150
57844	3	150
57846	4	150
57848	5	150
57850	6	150



Fold-Ups

Hex Keys and Sets



DURACAST® Fold-Ups

Product Number	No. Of Keys	Key Sizes Inches	Handle Length Inches
56346	9	.050, 1/16, 5/64, 3/32, 7/64, 1/8, 9/64, 5/32, 3/16	3-1/2
56347	9	5/64, 3/32, 7/64, 1/8, 9/64, 5/32, 3/16, 7/32, 1/4	4-1/4

DURACAST® Fold-Up METRIC

Product Number	No. Of Keys	Key Sizes mm	Handle Length Inches
56349	7	1.5, 2, 2.5, 3, 4, 5, 6	3-1/2



DURACAST® TORX® Fold-Up

Product Number	No. Of Keys	Key Sizes Torx	Handle Length Inches
56348	7	T-10, T-15, T-20, T-25, T-27, T-30, T-40	4-1/4

Torx® is a registered trademark of CAMCAR, Division of TEXTRON, Inc.




DURACAST® Ball End Fold-Up

Product Number	No. Of Keys	Key Sizes Inches	Handle Length Inches
56382	9	5/64, 3/32, 7/64, 1/8, 9/64, 5/32, 3/16, 7/32, 1/4	4-1/4



DURACAST® Hex Key/Screwdriver Fold-Up

Product Number	No. Of Keys	Key Sizes mm	Handle Length Inches
56384	6	2, 4, 5, 6 Phillips screwdriver blade Slotted screwdriver blade	4-1/4



DURACAST® 3 Piece Fold-Up Set 56357 — In Vinyl Pouch


Product Number	No. Of Keys	Key Sizes			Handle Length Inches
		Inches	mm	Torx	
56346	9	.050, 1/16, 5/64, 3/32, 7/64, 1/8, 9/64, 5/32, 3/16			3-1/2
56349	7		1.5, 2, 2.5, 3, 4, 5, 6		3-1/2
56348	7			T-10, T-15, T-20, T-25, T-27, T-30, T-40	4-1/4





Standard Fold-Ups

Product Number	Type	No. Of Keys	Key Sizes Inches	Handle Length Inches
56066	uncarded	9	.050, 1/16, 5/64, 3/32, 7/64, 1/8, 9/64, 5/32, 3/16	3-3/8
56321	carded	9	.050, 1/16, 5/64, 3/32, 7/64, 1/8, 9/64, 5/32, 3/16	3-3/8
56114	uncarded	8	.050, 1/16, 5/64, 3/32, 7/64, 1/8, 9/64, 5/32	3
56314	carded	8	.050, 1/16, 5/64, 3/32, 7/64, 1/8, 9/64, 5/32	3
56067	uncarded	9	5/64, 3/32, 7/64, 1/8, 9/64, 5/32, 3/16, 7/32, 1/4	3-3/4
56316	carded	9	5/64, 3/32, 7/64, 1/8, 9/64, 5/32, 3/16, 7/32, 1/4	3-3/4




Standard Fold-Ups METRIC

Product Number	Type	No. Of Keys	Key Sizes mm	Handle Length Inches/mm
56070	uncarded	7	1.5, 2, 2.5, 3, 4, 5, 6	3-3/4 (95mm)
56360	carded	7	1.5, 2, 2.5, 3, 4, 5, 6	3-3/4 (95mm)


Standard HI-VIS™ Fold-Ups

Product Number	Type	No. Of Keys	Key Sizes Inches	Handle Length Inches
56073	uncarded	9	.050, 1/16, 5/64, 3/32, 7/64, 1/8, 9/64, 5/32, 3/16	3-3/8
56391	carded	9	.050, 1/16, 5/64, 3/32, 7/64, 1/8, 9/64, 5/32, 3/16	3-3/8
56115	uncarded	8	.050, 1/16, 5/64, 3/32, 7/64, 1/8, 9/64, 5/32	3
56393	carded	8	.050, 1/16, 5/64, 3/32, 7/64, 1/8, 9/64, 5/32	3



Standard HI-VIS™ Fold-Ups METRIC

Product Number	Type	No. Of Keys	Key Sizes mm	Handle Length Inches/mm
56076	uncarded	7	1.5, 2, 2.5, 3, 4, 5, 6	3-3/4 (95mm)
56395	carded	7	1.5, 2, 2.5, 3, 4, 5, 6	3-3/4 (95mm)




Long Fold-Ups

Product Number	Type	No. Of Keys	Key Sizes Inches	Handle Length Inches
56068	uncarded	5	3/16, 7/32, 1/4, 5/16, 3/8	6-3/8
56320	carded	5	3/16, 7/32, 1/4, 5/16, 3/8	6-3/8
56318	carded	9	5/64, 3/32, 7/64, 1/8, 9/64, 5/32, 3/16, 7/32, 1/4	6-3/8



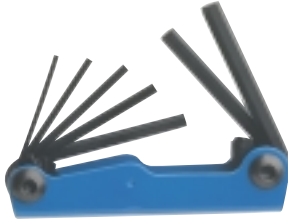
Long Fold-Ups METRIC

Product Number	Type	No. Of Keys	Key Sizes mm	Handle Length Inches/mm
56072	uncarded	5	4, 5, 6, 8, 10	6-3/8 (162mm)
56362	carded	5	4, 5, 6, 8, 10	6-3/8 (162mm)



Long HI-VIS™ Fold-Ups


Product Number	Type	No. Of Keys	Key Sizes Inches	Handle Length Inches
56074	uncarded	9	5/64, 3/32, 7/64, 1/8, 9/64, 5/32, 3/16, 7/32, 1/4	3-3/4
56394	carded	9	5/64, 3/32, 7/64, 1/8, 9/64, 5/32, 3/16, 7/32, 1/4	3-3/4



Long HI-VIS™ Fold-Ups

METRIC


Product Number	Type	No. Of Keys	Key Sizes mm	Handle Length Inches
56077	uncarded	5	4, 5, 6, 8, 10	3-3/4
56396	carded	5	4, 5, 6, 8, 10	3-3/4



TORX® Fold-Ups

Product Number	Type	No. Of Keys	Key Sizes Torx	Handle Length Inches
56896	uncarded	7	T-10, T-15, T-20, T-25, T-27, T-30, T-40	3-3/4
56323	carded	7	T-10, T-15, T-20, T-25, T-27, T-30, T-40	3-3/4

Torx® is a registered trademark of CAMCAR, Division of TEXTRON, Inc.



TORX® HI-VIS™ Fold-Ups

Product Number	Type	No. Of Keys	Key Sizes Torx	Handle Length Inches
56897	uncarded	7	T-10, T-15, T-20, T-25, T-27, T-30, T-40	3-3/4
56392	carded	7	T-10, T-15, T-20, T-25, T-27, T-30, T-40	3-3/4

Torx® is a registered trademark of CAMCAR, Division of TEXTRON, Inc.



6" Hex Key Set in Vinyl Pouch

Product Number	No. Of Keys	Key Sizes Inches
56034	9	5/64, 3/32, 1/8, 5/32, 3/16, 7/32, 1/4, 5/16, 3/8

ASME B18.3 Fed'l Spec. GGG-K-275 AMED 1

12" Hex Key Set in Vinyl Pouch

Product Number	No. Of Keys	Key Sizes Inches
56110	7	5/64, 3/32, 1/8, 5/32, 3/16, 7/32, 1/4

ASME B18.3 Fed'l Spec. GGG-K-275 AMED 1





Individual 6" Hex Keys

Product Number	Key Sizes Inches	Product Number	Key Sizes Inches
58070	5/64	58078	3/16
58072	3/32	58080	7/32
58073	7/64	58082	1/4
58074	1/8	58020	5/16
58075	9/64	58086	3/8
58076	5/32		

ASME B18.3 Fed'l Spec. GGG-K-275 AMED 1

Individual 12" Hex Keys

Product Number	Key Sizes Inches	Product Number	Key Sizes Inches
58200	5/64	58208	3/16
58202	3/32	58210	7/32
58204	1/8	58212	1/4
58206	5/32		

ASME B18.3 Fed'l Spec. GGG-K-275 AMED 1



Long Arm Set — In Metal Box


Product Number	No. Of Keys	Key Sizes Inches
56128	13	1/16, 5/64, 3/32, 7/64, 1/8, 9/64, 5/32, 3/16, 7/32, 1/4, 5/16, 3/8, 1/2

ASME B18.3 Fed'l Spec. GGG-K-275 AMED 1

Long Arm Set — In Metal Box METRIC

Product Number	No. Of Keys	Key Sizes mm
56085	10	1.5, 2, 2.5, 3, 4, 5, 6, 8, 10, 12

ASME B18.3.2M1



Short Arm Sets — In Metal Box

Product Number	No. Of Keys	Key Sizes Inches
56028	15	.028, .035, .050, 1/16, 5/64, 3/32, 7/64, 1/8, 9/64, 5/32, 3/16, 7/32, 1/4, 5/16, 3/8
56026	18	.028, .035, .050, 1/16, 5/64, 3/32, 7/64, 1/8, 9/64, 5/32, 3/16, 7/32, 1/4, 5/16, 3/8, 1/2, 9/16, 5/8

ASME B18.3 Fed'l Spec. GGG-K-275 AMED 1

Short Arm Sets — In Metal Box METRIC

Product Number	No. Of Keys	Key Sizes mm
56038	12	0.7, 0.9, 1.3, 1.5, 2, 2.5, 3, 4, 6, 8, 10
56036	15	0.7, 0.9, 1.3, 1.5, 2, 2.5, 3, 4, 5, 6, 8, 10, 12, 14, 17

ASME B18.3.2M





Long Arm Sets — In Vinyl Pouch

Product Number	No. Of Keys	Key Sizes Inches
56150	11	.050, 1/16, 5/64, 3/32, 1/8, 5/32, 3/16, 7/32, 1/4, 5/16, 3/8
56013	13	.050, 1/16, 5/64, 3/32, 7/64, 1/8, 9/64, 5/32, 3/16, 7/32, 1/4, 5/16, 3/8
56014	15	5/64, 3/32, 7/64, 1/8, 9/64, 5/32, 3/16, 7/32, 1/4, 5/16, 3/8, 1/2, 9/16, 5/8, 3/4

ASME B18.3 Fed'l Spec. GGG-K-275 AMED 1

Long Arm Sets — In Vinyl Pouch

METRIC

Product Number	No. Of Keys	Key Sizes mm
56018	9	1.5, 2, 2.5, 3, 4, 5, 6, 8, 10
56083	15	0.9, 1.3, 1.5, 2, 2.5, 3, 4, 5, 6, 8, 10, 12, 14, 17, 19


ASME B18.3.2M

TORX® Long Arm Set — In Vinyl Pouch

Product Number	No. Of Keys	Key Sizes Torx
56900	6	T-10, T-15, T-20, T-25, T-27, T-30

Torx® is a registered trademark of CAMCAR, Division of TEXTRON, Inc.

Hex Keys and Sets



Short Arm Sets — In Vinyl Pouch

Product Number	No. Of Keys	Key Sizes Inches
56100	6	.028, .035, .050, 1/16, 5/64, 3/32
56004	7	5/64, 3/32, 1/8, 5/32, 3/16, 7/32, 1/4
56122	9	5/64, 3/32, 7/64, 1/8, 9/64, 5/32, 3/16, 7/32, 1/4
56030	11	.050, 1/16, 5/64, 3/32, 1/8, 5/32, 3/16, 7/32, 1/4, 5/16, 3/8
56032	15	.028, .035, .050, 1/16, 5/64, 3/32, 7/64, 1/8, 9/64, 5/32, 3/16, 7/32, 1/4, 5/16, 3/8
56011	20	.028, .035, .050, 1/16, 5/64, 3/32, 7/64, 1/8, 9/64, 5/32, 3/16, 7/32, 1/4, 5/16, 3/8, 7/16, 1/2, 9/16, 5/8, 3/4

ASME B18.3 Fed'l Spec. GGG-K-275 AMED 1

Short Arm Set — In Vinyl Pouch

METRIC

Product Number	No. Of Keys	Key Sizes mm
56015	9	1.5, 2, 2.5, 3, 4, 5, 6, 8, 10

ASME B18.3.2M

TORX® Short Arm Set — In Vinyl Pouch

Product Number	No. Of Keys	Key Sizes Torx
56901	13	T-7, T-8, T-9, T-10, T-15, T-20, T-25, T-27, T-30, T-40, T-45, T-50, T-55

Torx® is a registered trademark of CAMCAR, Division of TEXTRON, Inc.





Individual 6" Loop Handle Hex Keys

Product Number	Key Sizes Inches	Product Number	Key Sizes Inches
57320	3/32	57325	3/16
57321	7/64	57326	7/32
57322	1/8	57327	1/4
57323	9/64	57328	5/16
57324	5/32	57329	3/8

Individual 6" Loop Handle Hex Keys METRIC

Product Number	Key Sizes mm	Product Number	Key Sizes mm
57860	2	57864	5
57861	2.5	57865	6
57862	3	57866	8
57863	4	57867	10



Individual 9" Loop Handle Hex Keys

Product Number	Key Sizes Inches	Product Number	Key Sizes Inches
58270	3/32	58275	3/16
58271	7/64	58276	7/32
58272	1/8	58277	1/4
58273	9/64	58278	5/16
58274	5/32	58279	3/8

Individual 9" Loop Handle Hex Keys METRIC

Product Number	Key Sizes mm	Product Number	Key Sizes mm
58280	2	58284	5
58281	2.5	58285	6
58282	3	58286	8
58283	4	58287	10




6" Loop Handle Sets — In Vinyl Pouch


Product Number	No. Of Keys	Key Sizes Inches
56257	8	3/32, 7/64, 1/8, 9/64, 5/32, 3/16, 7/32, 1/4
56255	10	3/32, 7/64, 1/8, 9/64, 5/32, 3/16, 7/32, 1/4, 5/16, 3/8

6" Loop Handle Sets — In Vinyl Pouch METRIC

Product Number	No. Of Keys	Key Sizes mm	Key Length mm
56261	5	2.5, 3, 4, 5, 6	152
56259	8	2, 2.5, 3, 4, 5, 6, 8, 10	152



Hex Keys and Sets



9" Loop Handle Sets — In Vinyl Pouch

Product Number	No. Of Keys	Key Sizes Inches
56258	8	3/32, 7/64, 1/8, 9/64, 5/32, 3/16, 7/32, 1/4
56256	10	3/32, 7/64, 1/8, 9/64, 5/32, 3/16, 7/32, 1/4, 5/16, 3/8

9" Loop Handle Sets — In Vinyl Pouch METRIC

Product Number	No. Of Keys	Key Sizes mm	Key Length mm
56262	5	2.5, 3, 4, 5, 6	229
56260	8	2, 2.5, 3, 4, 5, 6, 8, 10	229



Individual PLAS-T-KEY®

Product Number	Key Sizes Inches	Key Length Inches
57500	3/32	1-7/8
57502	7/64	2-1/8
57504	1/8	2-5/16
57506	9/64	2-1/2
57508	5/32	2-11/16
57510	3/16	3-3/32
58412	7/32	4-1/2
58414	1/4	4-1/2
58400	3/32	4-1/2
58402	7/64	4-1/2
58404	1/8	4-1/2
58406	9/64	4-1/2
58408	5/32	4-1/2
58410	3/16	4-1/2
58416	5/16	4-1/2
58418	3/8	4-1/2

Individual PLAS-T-KEY® METRIC

Product Number	Key Sizes mm	Product Number	Key Sizes mm
57830	2	57836	4
57832	2.5	57838	5
57834	3	57840	6

Torx® is a registered trademark of CAMCAR, Division of TEXTRON, Inc.



PLAS-T-KEY SET® — With Metal Stand

Product Number	No. Of Keys	Key Sizes Inches	Key Length Inches
56112	10	3/32, 7/64, 1/8, 9/64, 5/32, 3/16, 7/32, 1/4, 5/16, 3/8	6

*Metal stand not sold separately






Individual HANDI-HEX™ Drivers

Handi-Hex Drivers are designed for general use and production assembly operations using socket screw products. Versatile drivers feature adjustable, replaceable Allen Bits. Each handle identified by bit size. Includes key for bit change or adjustment.

Product Number	Key Sizes Inches	Key Length Inches	Product Number	Key Sizes Inches	Key Length Inches
57400	.028	2	57410	3/32	3
57402	.035	2	57412	7/64	3
57404	.050	3	57414	1/8	3
57406	1/16	3	57416	9/64	3
57408	5/64	3			

ASME B18.3 Fed'l Spec. GGG-K-275 AMED 1



Replacement Straight Bits

Product Number	Key Size Inches	Key Length Inches	Product Number	Key Size Inches	Key Length Inches
57900	.028	2	57926	1/8	3
57902	.035	2	57201	1/8	5
57904	.050	3	57932	9/64	3
57906	1/16	3	57203	9/64	5
57908	1/16	6	57205	5/32	5
57910	5/64	3	57942	5/32	6
57912	5/64	6	57207	3/16	6
57914	3/32	3	57209	7/32	6
57197	3/32	5	57211	1/4	6
57918	3/32	6	57213	5/16	7
57920	7/64	3	57215	3/8	7
57199	7/64	5			





Hex Key Assortment 56882

An assortment of 9 popular sizes of hex keys.

Contains 270 wrenches.

Key Size Inches	Quantity In Box	Key Size Inches	Quantity In Box
5/64	50	7/32	25
3/32	50	1/4	25
1/8	50	5/16	10
5/32	25	3/8	10
3/16	25		

Hex Keys and Sets



Hex Key Assortment 56890

METRIC

An assortment of 7 popular metric hex keys.

Contains 175 keys.

Key Size mm	Quantity In Box	Key Size mm	Quantity In Box
1.5	25	4	25
2	25	5	25
2.5	25	6	25
3	25		



K-D SPECIALTY TOOLS

SWIVOIL™ OIL FILTER WRENCH

Swivel tension is adjusted easily, using the nut and bolt on the handle.

Plastisol dipped handle will not slide off in use.

Dimples on band for added grip.

Hard-to-reach oil filters will come off easily with this swivel handle oil filter wrench.



High quality steel with zinc-plated yoke and blackened band for resistance to rust and corrosion.

Tools are made of 1018 steel and heat treated for added strength.

Use with holding tool to remove and replace thermostatic fan assemblies while eliminating the need for various sized holding wrenches.

Great time-saving tool designed to trap and hold bolt-on pulleys by the mounting bolts on most applications.


FAN CLUTCH WRENCH KIT



K-D SPECIALTY TOOLS

BRAKE RESETTING GAUGE

Inside calipers measure drum diameters and outside calipers transfer measurement to brake shoes for proper adjustment and added safety.



Knurled knob locks tool at measurement for accurate reading.

Tool sets proper clearance between brake lining and drum from 6-1/2" to 14-1/4" (160mm to 360mm) in diameter.

FORD A/C AND FUEL LINE SPRING LOCK COUPLING TOOL

Made of Zamax 5 material for added strength.



Releases locking mechanisms on all four coupling sizes, eliminating the need for multiple tools.

Works on both air conditioning and fuel lines for Ford and Chrysler vehicles.

SECTION 16 CONTENTS

- Basic Engine
- Valve Engine
- Fuel System Engine
- Filter Wrenches
- Suspension & Drive Train
- Drive Line
- Ignition & Electrical
- Brake & Wheel
- Cooling & Exhaust
- Specialty Application
- General Purpose Tools
- Brushes
- Service Kits
- Measuring Tools



3 Pc. Fan Clutch Wrench Kit

Item Number: 3472

Includes the Universal Pulley Holder #3471 plus KD fan clutch wrenches #3422 and 3136-76. Use to remove and replace thermostatic fan assemblies while eliminating the need for various-sized holding wrenches. Applications are same as those for Universal Pulley Holder #3471.



Ford Diesel Fan Clutch Wrench

Item Number: 3473

Use in conjunction with the Universal Pulley Holder #3471 to remove and replace thermostatic fan assemblies on Ford trucks with 6.9L, 7.3L and 7.3L DIT diesel engines.



Mechanic's Stethoscope

Item Number: 835

Locates source of engine noise quickly. Listen for trouble by tracing sound of flowing water, oil, gas, or steam. Identify piston slap, worn gears, faulty valves, water pump failure, damaged gaskets and defective bearings. Handle is shock-resistant. Disassembles for storage. Extension probe included.

Caution: Keep away from moving/rotating and electrical components.



Compression Tester

Item Number: 2428

Checks cylinder compression from 0 to 300 psi (0-21 Kg/cm²). Adapters fit 14mm and 18mm spark plug holes. Special air hold valve for easy resetting of gauge. 16" rubber hose. Serviceable product.

Replacement part available:

2428-75 Gauge



Engine Cylinder Hone
Item Number: 2833

Hone and remove glaze from engine cylinders from 2" to 7" (51mm to 177mm) in diameter. Adjust spring tension for positive cutting action. Set diameter with spread limiter. Includes medium, #240 grit stones.


14mm Cylinder Head Rethreader Kit
Item Number: 2125

Repairs damaged 14mm spark plug threads. Open spark plug hole with reamer/tap. Screw insert onto spark plug. Use spark plug socket to install spark plug and insert. Remove spark plug and check that insert is properly seated. Set includes 1 each of 4 inserts (3/8", 7/16", 1/2", and 3/4" reach) and thread locking compound. Tap is designed for aluminum heads only.

Replacement part available:

2123 14 mm Spark Plug Insert Reamer/Top


14mm Spark Plug Thread Inserts

These inserts replace damaged 14mm spark plug threads on aluminum head engines only. Use with 2123 reamer/tap to repair holes. Includes thread locking compound and one pair of inserts.


Item No.	Description	Item No.	Description
2126	3/8" long	2128	1/2" long
2127	7/16" long	2129	3/4" long


Universal Vacuum PVS, TVS Valve and Oxygen Sensor Socket
Item Number: 3259

Specially designed socket for removal and replacement of vacuum switches with a 7/8" hex, 3-1/8" deep currently found on Ford, GM, Chrysler, and some imported vehicles. Tool can also be used to remove and replace some oxygen sensors. Use with 1/2" square drive tool or 7/8" wrench.

Caution: Do not use with engine running. Do not use with power tools.
For intended use only




Universal Overhead Valve Spring Compressor **Item Number: 2078**

Removes valve springs on most cars with overhead valves without removing cylinder head. Offset jaws grip valve spring in parallel compression. Tool maintains constant length as spring is compressed. Use with 901 or 2992 air hold fittings to keep valves in place.

Caution: Vehicle must be placed in park/neutral before applying air pressure, otherwise vehicle may move. Keep hands clear of fan, belts, and pulleys since slight crankshaft rotation will occur.


Air Hold Fitting Set **Item Number: 901**


Use to apply air pressure to keep valve closed while replacing valve spring. 14mm and 18mm adapters threaded for 1/4" NPT. Remove spark plug and screw air hold into port. Fasten air hose to fitting and apply pressure. Use with 912, 915, 2078, 3087, or 3271 valve spring compressors.

Caution: Vehicle must be placed in park/neutral before applying air pressure, otherwise vehicle may move. Keep hands clear of fan, belts, and pulleys since slight crankshaft rotation will occur.


14mm/18mm Air Hold Extension Hose **Item Number: 2992**

14" long hose incorporates special 14mm and 18mm stepped fitting with "O"-ring seals for universal fit and 1/4" NPT fitting for easy connection to air lines. Use with 912, 915, 2078, 2400, 3087, and 3271 valve spring compressors. Long hose ideal for reaching deep set spark plug holes.

Caution: Vehicle must be placed in park/neutral before applying air pressure, otherwise vehicle may move. Keep hands clear of fan, belts, and pulleys since slight crankshaft rotation will occur.


Heavy-Duty Hydraulic Valve Tappet Remover **Item Number: 2079**

Remove most stuck hydraulic valve tappets with this slide hammer type tool. Spread jaws to clamp recessed area of tappet. Use slide hammer to remove. Adapters convert tool to a puller for baked-in valve tappets. Turn adjusting nut with 5/8" wrench. Serviceable product.

Replacement part available:

2079-82 Head Assembly



Fuel Pump Vacuum and Pressure Tester **Item Number: 2521**

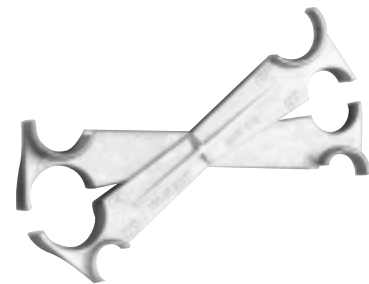
Tests for fuel line pressure and vacuum leaks. Check for leaky valves, timing, fuel pump vacuum and pressure, and gas line leakage. Easy-to-read gauge with 3' hose and vacuum hose adapter fitting. Gauge diameter 2-11/16". Gauge measures vacuum from 0 to 28" Hg in 1" increments (0 to 700mm Hg in 50mm increments). Measures pressure from 0 to 15 psi in 1/2 psi increments (0-1 Kg/cm2 in .1 Kg/cm2 increments).

Caution: Not for use on fuel injected vehicles.


Ford Air Conditioning and Fuel Line Spring Lock Coupling Tool **Item Number: 3290**


Most Ford and Chrysler LH series vehicles are equipped with spring lock couplings on fuel and air conditioning lines. Necessary tool releases locking mechanism on all 4 sizes: A (3/4"), B (5/8"), C (1/2") and D (3/8").

Caution: For intended use only. Do not use with engine running. Release system pressure before disconnecting coupling.


Fuel Line Quick Disconnect Tool **Item Number: 3321**

Releases the fuel line locking mechanism on 1989 and newer GM vehicles, 1990 and newer Ford vehicles and some 1990 and newer Mazda vehicles.

Caution: Relieve system pressure before using. Wear eye protection. For intended use only.


Swivoil™ Filter Wrenches

Made of high-quality steel, with zinc-plated yoke and blackened band for resistance to rust and corrosion. The plastisol dipped handle will not slide off in use. Even hard-to-reach oil filters will come off easily with this swivel-handle oil filter wrench. The unique yoke and link assembly allows a good grip, but will not crush the filter. The swivel tension is adjusted easily, using the nut and bolt on the handle.

Item No.	Description
3082	Range: 3 1/2" to 3 7/8" (88.9mm to 98.4mm)
3083	Range: 2 7/8" to 3 1/4" (73mm to 82.5mm)
3324	Range: 2 1/2" to 3" (63.5mm to 76mm)
3527	Range: 3 7/8" to 4 3/8" (98mm to 111mm)





Universal 3-Jaw Oil Filter Wrench

Item Number: 3288

3-jaw design tightens around filter securely as wrench is turned. Removes all passenger car and light-duty truck spin-on-type filters from 2 1/2" to 3 3/4". Use with 3/8" square drive tool. Vertical arm of each jaw provides 7/8" grip on the filter.

Caution: Do not use with power tools.



Chain Wrench

Item Number: 2595

Wraps around any shape item from 5/8" to 3-3/4" (16mm to 127mm) in diameter to apply torque. Turn with 1/2" square drive tools. Chain length 16-1/4".

Caution: Do not use with power tools.



Heavy-Duty Oil Filter Wrench

Use to remove truck oil filters. Wrenches fit most Mack truck filters. 2320 fits Ford 6.9L diesel oil and fuel filters. Designed for high torque requirements of truck filters. Use with 1/2" square drive tools.

Caution: Do not use with power tools.

Item No.	Description
2320	4 1/8" to 4 21/32" (105mm to 118mm) in diameter, 3" wide band
2321	4 21/32" to 5 5/32" (118mm to 130mm) in diameter, 3" wide band
2322	5 5/32" to 5 21/32" (130mm to 143mm) in diameter, 3" wide band



3" End Cap Oil Filter Wrench

Item Number: 2790

Specially designed end cap wrench removes and installs hard-to-reach 3" (76mm) oil filters with 15 flute end. Wrench fits various flute designs found on AC/Delco, Fram, Wix, STP, NAPA, Sears, Gard, Montgomery Ward, VW, Motorcraft, and other filters. Use with 3/8" square drive tools or 1" wrench. Durable steel wrench is zinc-plated to resist rust. Be sure fluted end of filter matches wrench.

Caution: Do not use with power tools.



Oil Filter Wrench Pliers

Use to remove especially stubborn, "on-tight" oil filters. Unique, dual-handle, plier styling allows better leverage to bear down harder. Plastisol-coated handles provide firm grip. Forged for superior strength.

Item No.	Description
3368	2 15/16" to 3 5/8"
3369	2 3/4" to 3 1/8"



Ball Joint Separator Item Number: 2287

Separates ball joints from steering knuckles. Insert 15/16" opening between parts and strike with hammer. Forged to withstand hard usage. Overall length 12".

Caution: For intended use only.



Tie Rod Separator Item Number: 2288

Powerful tool for separating tie-rods. Insert 21/32" opening between parts and strike with hammer to separate. Forged to withstand hard usage. Overall length is 12".

Caution: For intended use only.



Pitman Arm Puller Item Number: 2289

Removes full size Pitman arms. Mount jaws over Pitman arm and turn center screw with wrench until tight. Strike center screw with hammer to release Pitman arm. No other tools needed. Drop forged and heat treated steel yoke.

Caution: Do not use with power tools.

Replacement parts available:

2289-71	Yoke
2289-72	Center Screw



Flange Type Axle Puller Item Number: 2300

Pulls rear axle on American made cars and 1/2 ton trucks with flange type axle. Yoke fits axles with 4, 5, or 6 studs in circle from 4 1/2" to 5 1/2" in diameter. 5 lb. slide hammer makes removal easy. Slide hammer and yoke are 5/8"-18 UNF thread.

Replacement parts available:

2300-71	Yoke (standard)
2300-75	Yoke (compacts)



HubTamer Master Bearing Service Set Item Number: 3531

NEW!

From start to finish - complete front wheel bearing service, on the car, with one set of tooling! It takes off the hub, removes the old bearing and installs the new one, then replaces the hub. All while the knuckle assembly stays on the car! Fast, efficient, and profitable.

- Works on virtually all floating rotors on U.S. domestic cars and light trucks and many trapped rotors found on popular imports.
- Cut almost 50 percent off the service time when replacing front wheel bearings. Impact wrench compatible to save time and money.
- The HubTamer pushes on the steering knuckle, not the rotor.
- No need to remove the knuckle assembly and use a shop press to replace the bearings ... eliminate unnecessary front end alignments.
- Takes care of noise and driveability problems.
- Most complete and up-to-date front wheel bearing service set available.
- Compact, one-piece design fits easily behind the rotor and leaves plenty of room for positioning the tool and wrench. No sliding arms to adjust.
- Full set includes: Front Hub installers for use on various Ford/Mercury vehicles, and the inner bearing Race/Outer Tie Rod Remover.
- Entire set comes in heavy duty, compartmentalized organizer case.



Free up the knuckle assembly...



Assemble the forcing screw, the HubTamer and adapters...




Let your impact wrench do the rest. Replace the bearing using adapters and tools included in the set.


Seal Puller
Item Number: 3245

Use tool to remove oil and grease seals on automobiles and light trucks. Puller has two tip sizes for most applications. Insert tip behind seal and use leverage to remove.

Caution: Do not use as a striking tool. For intended use only.


Bushing Remover and Installer Sets

Remove and insert bushings such as those in cars, trucks, buses, tractors, construction and off-road equipment. Size is stamped on each bushing adapter. Select proper size adapter and drive bushing into place.

Item No. Description

31420 24-Piece Set. Sizes range from 3/8" to 1 1/4".

31430 9-Piece Set. Sizes range from 1 5/16" to 1 7/8".

(See price list for replacement parts.)


Battery Nut Pliers
Item Number: 203

Easily loosen and tighten nuts on battery terminal clamps. Handles are offset for work in cramped areas. Serrated jaws designed for sure grip.



Battery Terminal Spreader and Cleaner
Item Number: 204

Clean and spread battery cable terminals with this pliers type tool. Sharp teeth effectively clean corrosion from clamp. Squeeze handle to spread clamp.



Battery Carrying Strap **Item Number: 205**


Carry top terminal batteries with this strong plastic strap. Ends marked and sized to accurately fit positive and negative terminals. Strap not harmed by battery acid. Strap is 14" long.


Battery Brush **Item Number: 201**

Removes corrosion and dirt from battery terminals and cable clamps. High impact plastic case will not corrode or soften in cleaning solutions. External brush for cable clamps. Internal brush for terminal posts.


Battery Terminal Puller **Item Number: 202**

Use to remove battery terminal clamp without damage to battery post. Will work even on corroded spring type clamps. Loosen clamp bolt. Place jaws under each side of battery cable clamp. Tighten center screw until clamp is free.


High-Low Voltage Tester **Item Number: 126**

Checks 6 and 12 volt circuits for voltage and spark plug for spark. Ground clip and touch probe to point being tested. Tester bulb will light if voltage is present. Screw probe into opposite end of handle to use as a spark tester.

Replacement parts available:

126-75	GE 1449 Bulb
126-78	Neon Bulb


Low Voltage Circuit Tester **Item Number: 129**

Tests for voltage in 6 and 12 volt systems. Ground clip and touch probe to point being tested. Tester bulb will light if power is present.

Replacement parts available:

126-75	GE 1449 Bulb
--------	--------------





Pulley Remover and Installer Set
Item Number: 2897


Removes and installs pressed-on alternator and power steering pump pulleys on most domestic cars, light-duty trucks and some heavy-duty trucks with belt driven pulleys. Comes complete with adapters for the new GM 3.1L and the GM Quad 4's unique style pulleys, as well as the Ford 4.6L engine metric requirements. Reversible split jaws provide for easy access to pulley flange. Durable blow molded box for convenient storage.

Replacement parts available:


2897-80	Puller Body (Letter A)
2897-81	Jaw and Sleeve Assembly (Letter B)
2897-82	Jackscrew (Letter C)
2897-83	Button (Letter D)
2897-84	Bearing and Washer (Letter E and F)
2897-85	Puller Pin for Quad 4 (Letter G)
2897-86	Screw Installer for Quad 4 (Letter H)
2897-87	Puller Pin for GM 3.1 (Letter J)
2897-88	Screw Installer for GM 3.1 (Letter K)
2897-89	Screw Installer for Ford 4.6 (Letter M)
2897-90	Screw Installer for Others (Letter N)
6234212	Case


Bendix Drum Brake Spring Tool
Item Number: 280

Removes and installs return spring on Bendix drum brakes. Place socket end over spring anchor and twist to remove. Hook notched end through spring and over the post, lift to install.


Universal Brake Shoe Retaining Spring Tool
Item Number: 2774

Double-ended tool removes and installs small and large car drum brake retaining springs. Fits sizes 5/8" to 11/16" and 11/16" to 7/8" in diameter. Special sockets grip retaining washers. Push and turn to remove or install.


Brake Spring Pliers
Item Number: 298

Removes and installs shoe return springs on most drum brakes. Socket end removes spring from anchor stud. Notched end installs spring on anchor. Pliers remove and install the return spring to outside of brake shoe. Overall length 12".



Drum Brake Adjusting Tools

Adjusts clearance between brake drum and brake shoe. Fits through slot in backing plate and turns star wheel.

Item No. Description

282	Truck Drum Brake Adjusting Tool—Designed to clear axle housing to reach slot in top of backing plate on some trucks.
287	Straight Drum Brake Adjusting Tool—Heads fit many drum brakes.
295	Offset Drum Brake Adjusting Tool—Heads are offset for hard-to-reach areas on small cars.




Disc Brake Piston Tool

Item Number: 3163

Designed to rotate the parking brake activated piston back into the caliper cylinder when replacing worn pads on vehicles equipped with four wheel disc brakes. This tool will function on most domestic and import vehicles.

Caution: Do not use with power tools.



GM-Ford Disc Brake Piston Tool

Item Number: 3355

Tool rotates the piston back on GM and Ford vehicles equipped with rear wheel disc brakes. Fits GM vehicles with 2-1/8" and 1-7/8" pistons and Ford vehicles 1987 to current with rear disc brakes. Use in conjunction with a 3/8" square drive tool or the 3342 Disc Brake Adjusting Fixture.

Caution: For intended use only.



Disc Brake Lining Wear Gauge

Item Number: 2116

Measures brake lining remaining on bonded pads in fractions from 1/16" to 5/8" in 1/32" graduations. Check without removing caliper. Patented.



Heavy Duty Brake Pad Separator

Item Number: 3525

Tool helps to move front disk brake pistons back into position while installing new brake shoes. Works with most all Disk Brake Systems with single piston caliper. Features heavy duty center screw (1/2-13x5") and pressure plate for extended use. Use with a 5/16" wrench or socket. Overall length is 5".




Brake Bleeder Tank
Item Number: 2222

Fills and pressurizes standard and power brake systems. A diaphragm separates air and fluid. Pressure relief valve prevents damage to the tank and brake systems by preventing excess air pressure. Features a quick disconnect coupler and shut-off valve. Use shut-off valve as a source for brake fluid when topping off master cylinders with brake bleeder adapter attached. 7-quart capacity. 10 1/2" hose. Adapters available for many cars. Serviceable product.

Caution: For use with DOT 2, 3, 4, and 5 brake fluids only. Not for use with any other brake/hydraulic fluid.

Replacement parts available:

2222-73	Pressure Gauge
2222-75	Bleeder Hose
2222-76	Quick Disconnect


Brake Lining Gauge
Item Number: 2324

Measures brake lining from 0 to 1/2" in 1/64" graduations. Place gauge over brake shoe to take reading.



Tire Tread and Brake Lining Gauge
Item Number: 2326

Measures the amount of lining remaining on riveted drum shoes and disc brake pads. Measures tire tread depth up to 9/16" in graduations of 1/64".

Patent #3,670,419.


Brake Reset Gauge
Item Number: 3377

Use to set the proper clearance between brake and lining drum prior to assembly. The inside calipers measure drum diameters and the outside calipers transfer measurement to brake shoes. The knurled knob locks tool at measurement. Measures 6 1/2" to 14 1/4" in diameter.


Brake Bleeder Adapter
Item Number: 3294

Pressurizes large brake master cylinder reservoirs up to 4 1/8" x 8 3/8" found on trucks, buses and some passenger cars. Use with 2222 or 2901 brake bleeder tanks.

Caution: For intended use only.




Dual Brake Bleeder Adapter **Item Number: 2216**

Use with 2222 or 2901 brake bleeder tanks to pressurize brake systems on cars 1967 to present with master cylinder reservoirs up to 3 3/16" x 6 3/16". Ideal for large master cylinders used on disc brake models. Gasket prevents leakage.

Replacement parts available:


2417-75	Chain
2417-76	Hook Assembly


Brake Bleeder Adapter **Item Number: 2417**

Use with 2222 or 2901 brake bleeder tanks to pressurize brake systems on cars and trucks with large dual master cylinders up to 3 1/4" x 8 3/8". Gasket prevents leakage.


Replacement parts available:

2417-75	Chain
2417-76	Hook Assembly


Universal Brake Bleeder Adapter **Item Number: 3297**

Pressurizes plastic reservoir brake systems on most late model domestic and import vehicles, and light duty trucks with single fill caps. Kit includes: cover plate, clamp assembly, and two different size cones for complete coverage ranging from 9/16" to 2 3/4" in diameter. Use with 2222 or 2901 brake bleeder tanks.

Caution: For intended use only.


Brake Bleeder Adapter **Item Number: 3353**

Pressurizes plastic reservoir master cylinders on late model GM and Chrysler vehicles. Will also work on newer "two stepped" master cylinders and GM light trucks. Allows vertical and horizontal adjustments for proper fit. Includes all necessary mounting hardware.

Caution: For intended use only. Protect painted surfaces.


Replacement parts available:

2417-75	Chain
2417-76	Hook Assembly


Dual Brake Bleeder "T" Adapter **Item Number: 3354**

Use to connect two K-D 3297 Brake Bleeder Adapters together when bleeding dual round-top reservoirs. Features quick disconnect fittings for fast set-up.

Caution: For intended use only.






Hand Bearing Packer

Item Number: 2775

Self-contained bearing packer saves time and can be used anywhere. No air line or grease gun required. Packs 50 to 60 bearings without refilling. Transparent, impact resistant cup allows grease level check. Use on all cage type roller and ball bearings up to 2" bore.



Axle Nut Sockets

Use on front wheel drive axle nuts. Extra deep to fit over spindle shaft. Black impact grade material. Use with 1/2" square drive tool.

Item No. Description

3161	GM 30mm Deep 1/2" Drive Socket
3162	GM 36mm Deep 1/2" Drive Socket
3270	Honda and Chrysler 32mm Deep 1/2" Drive Socket
3449	GM 34mm Deep 1/2" Drive Socket



Torque-Rite 1/2" Ratchet Drive/Micrometer Type/Tire Shop Torque Wrench

Item Number: 3498

This tool is specifically for checking wheel lug nuts to exact manufacturer recommended torque value. Use in addition to torque limiters to tighten lugs to precise manufacturer recommendations. Helps prevent the warpage of brake rotors caused by over torquing. New and improved STEEL lock ring with heavy duty lock mechanism. Tough "tire tread" rubber cover on head, lock ring and handle provides cushioning effect to reduce operator fatigue and tool damage. Micrometer-type setting adjusts by rotating the hand-grip. Heavy duty chrome finish is stamped with English and metric scales. Tool can be calibrated easily. Calibration services are available at our authorized repair facility. The ratchet head features a 45-tooth ratchet design requiring only 8° of hand travel for indexing. Wrench indicates desired torque by feel and sound and is accurate to +/-3% clockwise in the upper 80% range.

Item No.	English Range	Metric Range	English Grads	Metric Grads	Weight	Overall Length
3498	30— 250 ft-lb	47.45— 345.68 Nm	1 ft-lb	3.36 Nm	3 lb.	22"



Wheel Bearing Locknut Sockets

Item Numbers: 3455 & 3456

The KD 3455 is a 2-1/2" socket that fits the special rounded hex nut found on 1995 Ford F-150 and full-size Bronco 4WD trucks with automatic locking hubs. This tool features a thin wall design that provides easy access to the nut. The KD 3456 is a 2-3/4" socket that fits the special rounded hex nut found on 1995 Ford F-250 and F-350 4WD trucks with automatic locking hubs.



Ford Spindle Nut Socket **Item Number: 3195**

Removes Ford hi-shear ratcheting axle nut on popular Ford F250/350 series trucks. Special features include: a centering "snout" to help locate the special axle nut, and uniquely designed lugs for maximum strength. Use on rear axles of 1985 and newer two wheel drive F250/350 Ford trucks. Use with 1/2" square drive tool.

Caution: Do not use with power tools.



Four Wheel Drive Spindle Nut Wrench **Item Number: 2467**

Removes spindle nuts on half ton four wheel drive vehicles. Uniquely designed lugs for maximum strength. Fits spindle nut on: Chevy, GMC 1/2-Ton, Blazer, Bronco, Bronco II, Ranger, Ford 1/2-Ton and 3/4-Ton, spline type hub, IHC 1100 series, Dodge 1/2-Ton. Use with 1/2" square drive tool.

Caution: Do not use with power tools.



Four Wheel Drive Spindle Nut Wrench **Item Number: 2770**

Six-lug wrench removes spindle nuts on four wheel drive vehicles. Fits Ford 3/4-Ton 1978 and on, and GM 3/4-Ton and 1-Ton 1973 and on. Uniquely designed lugs for maximum strength. Use with 1/2" square drive tool.

Caution: Do not use with power tools.



Four Wheel Drive Spindle Nut Wrench **Item Number: 3246**

Removes spindle nuts on the following: Ford F250 heavy duty axles, 1985 to current model, F350 heavy duty axle 4x4, 1985 to current model and 1987 Chevy 30 series along with DANA 501FS and model 60 monobeam axles. Uniquely designed lugs for maximum strength. Use with 1/2" square drive tool.

Caution: Do not use with power tools.



Truck Spindle Nut Wrenches

Remove 6 PT and 8 PT spindle nuts on trucks. Turn with 3/4" square drive tool.

Item No.	Description	Item No.	Description
2430	2 3/32" Hex	2444	3" Hex
2431	2 1/4" Hex	2445	3" Octagon
2432	2 3/8" Hex	2448	3 1/4" Hex
2434	2 3/8" Rounded Hex (Dana)	2449	3 1/4" Octagon
2435	2 1/2" Hex	2451	3 1/2" Hex
2436	2 9/16" Rounded Hex (Dana)	2453	3 3/4" Octagon
2437	2 9/16" Hex	2455	3 13/16" Octagon
2438	2 9/16" Octagon	2456	3 7/8" Hex
2439	2 5/8" Hex	2457	3 7/8" Octagon
2440	2 3/4" Hex	2458	4" Hex
2441	2 3/4" Octagon	2459	4 1/8" Hex
2442	2 7/8" Hex		

Caution: Do not use with power tools.





CV Joint Boot Clamp Pliers

Item Number: 424

Hose clamp installer for easy installation of Perma-Quick type hose clamps on fuel filters, water pumps, other cooling system hoses, and CV joint boot clamps. Will work on late model GM "Super Boot". Jaws crimp the clamp.



Hose Clamp Pliers

Item Number: 429

Pliers latch in position to securely hold Corbin clamp when expanded. Makes removing and installing ring type clamps easy. Slotted jaws swivel to grip at any angle. Clamps not included.



Hose Pinch-Off Pliers

Item Number: 145

Eliminates need to drain system when servicing cooling system. Pliers squeeze hoses shut. Jaws swivel for parallel clamping. Automatic locking ratchet. Can be used to pinch off some emission system hoses.

Note: Do not use on wire reinforced hose.



Exhaust and Tailpipe Cutter

Item Number: 2031

Cuts pipes 3/4" to 3" (19mm to 76mm) in diameter. 15 blades effectively cut pipe so only 1 turn is needed for complete cut. Works in hard-to-reach areas. Cushion grips for comfort. Keep well oiled. Will not cut double-wall pipe. Patented. Serviceable product. Chain length 10".

Replacement part available:

2031-82 Cutter Chain Assembly

NEW!

3791



3792



3793



Hose Pinch-Off Pliers

Ideal for use on radiator hoses, heater hoses, water, air, vacuum and fuel lines. Made from high carbon heat treated steel for extended life. Hardened steel pivots for lifetime service. Extra long cushioned hand grips for comfort and control. Patented clamping mechanism locks automatically - no screws or levers to set or adjust. Black oxide coated to resist rust and corrosion.

Item No.	Description	Length	Weight
3791	Mini Hose Pinch-Off Pliers, 3/4" OD capacity	5.50"	4 oz.
3792	Hose Pinch-Off Pliers, 1-1/4" OD capacity	9.25"	12 oz.
3793	Hose Pinch-Off Pliers, 2-1/2" OD capacity	14.00"	20 oz.



High Leverage Hose Cutters **Item Number: 3549**

NEW!

The high leverage heater hose cutter hooks the hose and provides a straight cut for better fit. The high leverage design coupled with the razor sharp blade makes cutting hoses a cinch. The hook feature of this tool helps provide for one handed operation. Maximum hose diameter 1".

Replacement part available:

3549-70 Leverage Hose Cutter Replacement Blade



Large Rubber Hose Cutters **Item Number: 3550**

NEW!

The Large Rubber Hose Cutters works on large rubber Radiator hoses and quick clean cuts. The razor sharp blade can be re-sharpened and the handle is designed to trap and hold the hose for a straight line cut. Fits sizes up to 3".

Patent Pending



Set 3588
3 Pc. Line Clamp Set

NEW!

Available in three sizes the 3 pc set provides clamps for fuel, vacuum, brake and cooling systems. Made of tough heat resistant reinforced nylon, each clamp includes a locking mechanism. Set includes 1 each of the Small, Medium and Large clamps.

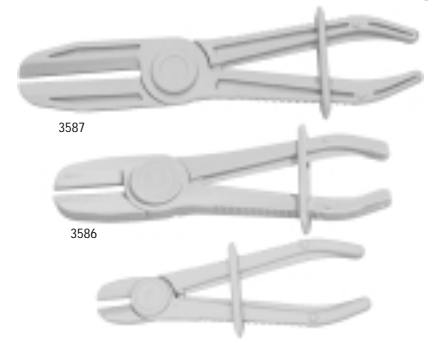
Item

No. Description

3585 Line Clamps - Small, 2 pair of line clamps for sizes 1/8 to 5/16

3586 Line Clamps - Medium, 1 each for pliers for sizes 1/2 to 3/4

3587 Line Clamps - Large, 1 pair for pliers for sizes 3/4 to 2 1/4



3587


3586

3585 (2 ea) when sold outside of set

Complete Cooling System and Cap Test Kit **Item Number: 3700**

NEW!

KD has combined the benefits of the 3582 Cooling System check kit with the new 3682 radiator cap test kit to create a complete offering. This cooling system check kit features the universal bladder for 100% coverage for USA and Import cars. Also included are radiator cap adapters in 8 sizes for virtually complete coverage for all radiator caps, foreign and domestic. The combined kit comes in a blow mold case and is an exceptional value for the service technician.



Cooling & Exhaust

NEW!**Cooling System Check Kit****Item Number: 3582**

- The Only Tool With Universal Bladder Adapter
- Check for leaks under pressure
- Patented "Bladder System" allows for universal fit to most USA and Import vehicles. Saves \$100's over other tools.
- Universal Adapter fits all Vehicles including those with reservoir tanks
- Kit comes in a storage case

Replacement part available:

3582-71 Replacement Bladder

NEW!**Radiator Cap Testers****Item Number: 3682**

Complete assortment of cap adapters for almost all US and import cars.

- Use in conjunction with 3582 Cooling System Check kit
- Unique double ended design allows 8 caps to be tested with only 4 adapters
- Allows cap relief pressure and seal condition to be tested

Replacement part available:

3682-71 Std GM, Ford, & Chrysler

3682-72 Japanese and VW/Audi

3682-73 Japanese and Audi late

3682-74 Late model Japanese

NEW!**Quick Draw Brake Bleeding System****Item Number: 3578**

- Locking trigger
- 1/4 NTP inlet
- Uses standard shop air
- Hang hook to free up hands
- Universal bleeder nipple
- 16 oz. Bottle
- Comes apart for easy cleaning with soap and water

Gun can be used with Quick Vac (shown next page)

3576 Quick Draw Vacuum Gun Only

3577 Quick Draw Bleeder Attachment

NEW!**Quick Fill Radiator Check and Fill System****Item Number: 3584**

- Air Connection 1/4 NTP
- Brings cooling system to vacuum in seconds
- Provides system leak detection
- Refills cooling system and fills air voids
- Eliminates call backs
- Universal Tip for all vehicles

Gun can be used with Quick Vac (shown next page)



Quick Vac - Oil Evacuation System
Item Number: 3575
NEW!

- Air Connection 1/4 NTP
- 5 liter capacity
- Great portable system
- Removes all vehicle fluids
- No electric motors
- Great for boats, tractors, small engines
- Service Garage or around the house
- Comes with brake bleeder attachments
- Four flexible hose inserts

3575-70 Quick Vac - Tank Only

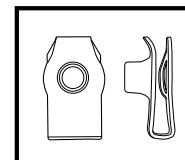

Tank Only option allows for use with Quick Draw Gun #3576, and or Quick Draw #3578 and Quick Fill #3584 sets.

Panel Clip Plier
Item Number: 3705
NEW!

KD Tools improves panel clip removal with the introduction of our new 3705 Panel Clip Plier. This new product features a unique two-step tip that provides better support under the clip head than conventional panel clip pliers. The added support provided by the two-step design allows removal of panel clips without damaging the clip.


Spring Clip Plier
Item Number: 3706
NEW!

KD Tools introduces a new solution to spring clip removal. Our patented new 3706 Spring Clip Plier removes spring clips quickly, easily and without damage. This high-quality tool is chrome plated for corrosion protection and features a cushion-grip handle for added comfort. The jaws adjust to allow easy removal of both 1/8" and 1/4" spring clips.


Specialty Application



3 Pc. Heavy Duty Hook and Pick Set

Item Number: 3476

This 3 pc. set includes KD part numbers #3470, #3474 and #3475. The tools included are ideal for use anywhere a hook/ removal tool, spring removal tool or a sharp punch is required. All three tools feature corrosion-resistant zinc plating and high-visibility handles.

Replacement parts available:

3470	Heavy-Duty Hook and Cotter Pin Puller
3474	Heavy-Duty Spring Hook Tool
3475	Heavy-Duty Scratch Awl



Hook and Pick Set

Item Number: 3121

5-piece Hook and Pick Set includes 5" aluminum handle, knurled for a sure grip. Set also includes four heat-treated, high-carbon steel picks: "O"-ring pick, 90 degree, straight and hook. Picks are used to pull "O"-rings, seals, cotter pins, and brushes more quickly and easily.



Gasket Scraper

Item Number: 485

Scrapes surfaces clean for installing new gaskets. Use before installing water pump, thermostat, cylinder head, crankcase and timing chain cover gaskets. Forged steel for rugged service. Comfort grip handle. Overall length 10 1/2", 1" blade.



All-Purpose Scraper and Sticker Remover


Item Number: 2106

Removes inspection stickers, dealer price labels, and paint from glass. Locks into three operating positions to reach hard-to-get-at slanting windshields. Cutting edge folds into handle for safe storage. Uses single edge razor blades.

Caution: Not for use on plastic coated windshields.

Replacement parts available:

2106-75	Replacement Blades (pkg. of 5)
---------	--------------------------------



Tubing Bender

Item Number: 2189

Bends 3/16", 1/4", 5/16", and 3/8" copper and steel tubing. Makes tight bends without collapsing tubing. Roller adapters included for each tubing size. Place tubing between adapter and studs. Squeeze handles to bend.



Double Flaring Tool Set
Item Number: 2199

Precisely flares tubing to .040 wall thickness to SAE 45° flares. The hardened bar assembly clamps five tubing sizes: 3/16", 1/4", 5/16", 3/8", and 1/2". Includes corresponding adapters for forming double flares. Packaged in a sturdy case with full instructions. Not for use on stainless steel tubing.

Replacement parts available:


2190-78	Double Flare Nut Adapter Kit, 4 pc. Includes 3/16", 1/4", 5/16", 3/8".
2199-85	1/2" Flaring Tool Adapter


I.S.O. Bubble Flaring Tool
Item Number: 3482

Forms International Standard bubble flare in one fast operation. For 4.75 (3/16"), 6, 8 and 10mm tubing. Flares soft double wall steel tubing with a wall thickness to .028". Flares metric hydraulic brake lines used on European, Japanese and domestic automobiles and light trucks. Can also be used on industrial applications where vibration is a problem. The end of forcing screw has M6x0.6 internal thread.

Replacement parts available:

3482-1	Adapter for 4.75mm (3/16") OD tubing
3482-2	Adapter for 6mm OD tubing
3482-3	Adapter for 8mm OD tubing


Universal Nut Cracker
Item Number: 715

Splits most stubborn nuts 7/16" (11mm) through 3/4" (19mm) across the flats. Works in channels not accessible to other tools. Parallel action of pusher cracks nuts without damaging bolt threads. Chisel rotates 360° to line up parallel to bolt. Tighten screw until nut splits. Rugged drop forged frame. 6 3/4" long. Do not use on heat treated nuts. Serviceable product.

Replacement parts available:

715-72	Screw
715-73	Steel Ball
715-74	Chisel
715-75	Plunger


Stud Extractor
Item Number: 1708

Removes 1/4" (6mm) to 3/4" (19mm) studs. Cam wheel grips within 9/32" of flat surface to hold stud. Drive socket will not bind.


Specialty Application



SAE Impact Driver Set

Item Number: 1140

Frees frozen bolts and screws. Twist tool in direction of rotation and hold while striking with hammer to loosen screws and bolts. Reverse action to tighten bolts. Standard 3/8" square drive. Four bits included with set: No. 2 Phillips, No. 3 Phillips, 5/16" Slotted and 9/32" Slotted. Includes 3/8" square drive to 5/16" hex adapter for bits. Replacement bits available individually. Serviceable product.

Replacement bits available:

412402	No. 2 Phillips Bit
412403	No. 3 Phillips Bit
412406	9/32" Slotted Bit
412410	5/16" Slotted Bit



Slotted Screw Starter

Item Number: 2282

Holds screw securely for hard-to-reach areas. Twist bit to hold screw for easy starting. Strong magnet on opposite end picks up dropped parts. Includes pocket clip. 5 5/8" long.



Phillips Screw Starter

Item Number: 2283

Twist bit to firmly hold Phillips screws for easy starting. Reaches hard-to-get-at areas. Strong magnet on opposite end retrieves dropped parts. Includes pocket clip. Length 5 5/8".



Spiral Screw Extractor Kit

Item Number: 2419

Removes screws, broken studs, set screws, pipe and Alemitite fittings. Drill hole into screw. Place extractor in hole. Tap lightly with hammer. Turn counterclockwise with tap wrench to remove. Spiral blades grip screw. Extractors fit the following:

Extractor No.	Screw, Bolt or Stud Size	Drill Size
2419-71	No. 12 to 5/16"	7/64"
2419-72	5/16" to 7/16"	5/32"
2419-73	7/16" to 9/16"	1/4"
2419-74	9/16" to 3/4"	17/64"



Steering Wheel Lock Plate Remover and Installer

Item Number: 3509

- Features a redesigned puller yoke to fit late model GM cars with (S.I.R.) air bags. (1992 to Present)
- Works on older GM, Chrysler and AMC vehicles previously serviced by KD 2414
- Narrower yoke prevents damage to the lock plate.
- Separate SAE (black) and Metric (zinc) threaded collars screw to the center steering column.
- Center screw uses a 3/8" wrench flats to turn collars onto center column.
- Hex screw supplied will lock down telescoping steering columns while removing lock plate.
- Hex screw can be stored on side of puller yoke.
- Zinc and black oxide for corrosion resistance.

Always consult dealership service manual prior to servicing vehicles with air bags.



GM Steering Wheel Puller Legs

Item Number: 3510

Use in conjunction with the KD 2291 Steering Wheel Puller to remove steering wheels on late model GM vehicles that are not pre-drilled to receive standard bolts.

Applications Include

Cadillac	1997 and new Catera
Chevrolet/CMC	1997 and newer Malibu, Corvette 1998 and newer C- and K-series trucks, full-sized vans, Astro/Safari vans
Buick	1997 and newer Park Avenue and Regal
Oldsmobile	1997 and newer Cutlass
Pontiac	1988-1993 LeMans 1997 and newer Grand Prix and Trans Sport van

Includes bushing to cover the following applications:

Ford	1997-Current Explorer, Ranger, Pickups
Ford	1999 Jeep Grand Cherokee



Steering Wheel Puller Kit

Item Number: 3511

Kit Includes

#2291: Steering Wheel Puller

Pulls steering wheels on most US and imported cars. Includes special (5/16" - 18 UNC) bolts for use on GM vehicles with S.I.R. units to avoid damaging electrical components. Floating swivel on center screw to prevent damage to steering column. Five sets of side bolts included: 3-8"-16, 5/16"-18, 5/16"-24, 1/4"-28, 8mm. Can also be used to remove Crankshaft Pulleys on Chrysler 2.2 and 2.5L engines.

#3509: Steering Wheel Lock Plate Tool

Please see individual item number above for description information.

#3510: GM Steering Wheel Puller Legs

Please see individual item number above for description information.



NEW!**5 Pc. Twist-Out Socket Set****Item Number: 3537**

Part No.	SAE	Metric
3538	5/16"	8mm
3539	7/16"	10mm
3540	1/2"	12mm
3541	9/16"	14mm
3542	5/8"	15mm

NEW!**7 Pc. Twist-Out Socket Set in Box****Item Number: 3642**

Part No.	SAE	Metric
3638	1/4"	6mm
3538	5/16"	8mm
3640	3/8"	9mm
3539	7/16"	10mm
3540	1/2"	12mm
3541	9/16"	14mm
3542	5/8"	15mm

NEW!**5 Pc. Twist-Out Lug Nut Set****Item Number: 3630**

Part No.	SAE	Metric
3631	11/16"	17mm
3632	3/4"	19mm
3633	13/16"	21mm
3634	7/8"	22mm
3635	15/16"	24mm



5 Pc. Twist-Out Set in Box
Item Number: 3636

Part No.	SAE	Metric
3538	5/16"	8mm
3539	7/16"	10mm
3540	1/2"	12mm
3541	9/16"	14mm
3542	5/8"	15mm


12 Pc. Twist-Out Master Set
Item Number: 3645

Part No.	SAE	Metric
3638	1/4"	6mm
3538	5/16"	8mm
3640	3/8"	9mm
3539	7/16"	10mm
3540	1/2"	12mm
3541	9/16"	14mm
3542	5/8"	15mm
3631	11/16"	17mm
3632	3/4"	19mm
3633	13/16"	21mm
3634	7/8"	22mm
3635	15/16"	24mm


7 Pc. Twist-Out Master Set
Item Number: 3692

Part No.	SAE	Metric
3693	1/4"	6mm
3694	5/16"	8mm
3695	3/8"	9mm
3696	7/16"	10mm
3697	1/2"	12mm
3698	9/16"	14mm
3699	5/8"	15mm


General Purpose Tools


NEW!**10 Pc. Internal/External Twist Out Set****Item Number: 3544**

Item No.	SAE	Metric	Drive Size	Item No.	SAE	Metric	Drive Size
3538	5/16"	8mm	3/8"	3541	9/16"	14mm	1/2"
3539	7/16"	10mm	3/8"	3542	5/8"	15mm	1/2"
3540	1/2"	12mm	3/8"				

Item No.	Broken Part	Drill Size	Item No.	Broken Part	Drill Size
3571	5/16"	5/32"	3574	9/16"	9/32"
3572	7/16"	7/32"	3575	5/8"	5/16"
3573	1/2"	1/4"			

**Parts Cleaning Brush****Item Number: 242**

Use to remove grease and dirt from equipment parts. Strong handle with durable polypropylene bristles will hold up under repeated use in cleaning solvents.

**Stainless Steel Brush****Item Number: 2309***

Brush has hand-tied stainless steel tufts for cleaning corrosion from parts without scratching. Brush size: 3/8" x 1 3/8". Handle length: 7".

*Made in Mexico

**Curved Handle Wire Scratch Brush****Item Number: 2310***

Cleans carbon, dirt and paint from metal and other surfaces. Overall length is approximately 14". Bristle area is 3 x 19 rows, 1 1/8" trim and 6" long. Wooden handle.

*Made in Mexico

**Shoe Handle Wire Scratch Brush****Item Number: 2311***

Cleans dirt, carbon and rust from metal and other surfaces. Bristles are densely packed over 5 1/4". Overall length approximately 10". Bristle area is 4 x 16 rows, 1 1/8" trim. Hardwood handle.

*Made in Mexico




Brake Service Kit
Item Number: 62323
NEW!

Drum brake spring pliers, Disc brake piston tools, Pad separator, Hex & Torx sockets.


Pulley Puller Service Kit
Item Number: 62342
NEW!

This special kit services a wide range of GM, Ford & Chrysler water pump, Power Steering and alternator pumps with pulleys that are pressed into place.


Suspension Service Kit
Item Number: 62326
NEW!

Ball Joint and Tie rod separators. Pitman arm pullers. Tie rod adjusting tool.


Spindle Nut Service Kit
Item Number: 62325
NEW!

Four Wheel drive sizes for Ford, Chevy, GMC, Dodge trucks and others.


Axle Nut Service Kit
Item Number: 62324
NEW!

Kit contains most popular spindle nut sizes 30, 32, 34, 36mm.


Ball Joint and U Joint Service Kit
Item Number: 62336
NEW!

Kit includes all tools needed for u joint/ball joint service on cars and light trucks. Can be used in conjunction with Kit 62326 if needed.



NEW!

4 Pc. Outside Micrometer Set

Item Number: 3734

Features:

- Industrial quality, Swiss style , with ratchet stop
- Enamel finish
- Carbide tipped - Ratchet Stop - Lock lever
- Each piece fitted in a box with instructions and zero adjusting key


Sizes:

0-1" (.0001" Grad.) 3730

1"-2" (.0001" Grad.) 3731

2"-3" (.0001" Grad.) 3732

3"-4" (.0001" Grad.) 3733

NEW!

Brake Rotor Micrometer

Item Number: 3735

Features:

- Industrial quality, Swiss style, with ratchet stop
- 0.3-1.3" Carbide Pointed tip
- 3-1/2" Deep Throat Deep Throat
- Fitted in a storage box with instructions and zero adjusting key
- Fitted in a plastic box
- Max. opening 1-5/16"

NEW!

Digital - Outside Micrometer

Item Number: 3740

Features:

- 0-1", (0-25mm) Grad. .00005" , .001mm
- Carbide faces
- Auto power on/off
- Seven Key Functions
- Metric/Inch system interchange at any position
- Zero setting at any position
- Relative and absolute measurement interchange at any position.
- Display predetermination function
- Data holding function
- Fitted in a plastic box



Electronic Digital Rotor Micrometer
Item Number: 3745
NEW!
Features:

- Manual power on/off
- 0-1.3", (0-125mm) Grad. .0005", .01mm
- Metric/Inch system interchange at any position
- Zero setting at any position
- With data output interface
- Measures thickness of inside groves
- Fitted in a plastic box


6" Dial Micrometer - SAE
Item Number: 3750
NEW!
Features:

- Stainless steel fully hardened frame, satin chrome finish
- Reading Single revolution dial graduated .001
- Four measurements, inside, outside, depth & step
- Covered rack - thumb roll - lock screw
- Measuring faces hardened, ground and lapped
- Fitted in a plastic box


Double Scale SAE & Metric Dial Micrometer
Item Number: 3751
NEW!
Features:

- Dial graduated with two scales, black scale inch, red scale metric
- Reading Single revolution dial graduated .001 (.02mm)
- 0-6" (0-150mm)
- Dial with two needles for direct inch or metric reading off the dial face
- Beam with double scale inch and metric for quick approximate reading
- Fitted in a plastic box


Carbon Fiber Composites Dial Caliper
Item Number: 3752
NEW!
Features:

- 6" capacity
- Range 1/.01 Revolution



NEW!**6" Digital Caliper with Large LCD window****Item Number: 3756****Features:**

LCD displays up to 5 digits

- Glass window over LCD is clearer and does not wear out
- Color coded Off, On/Zero and Inch/mm
- Stainless steel frame with hardened jaws, graduated scale and thumb roll
- 4 way measurement, inside, outside, depth & step
- Resolution / repeatability .0005" x 0.01mm
- Data output interface
- Fitted in a plastic box

Digital Brake Drum Gauge 3 to 16.5"**Item Number: 3770**


Same features as above digital caliper.

Special arms measure inside diameter of brake drums.

NEW!**4" Digital Caliper****Item Number: 3754****Features:**

Color coded Off, On/Zero and Inch/mm

- Glass window over LCD is clearer and does not wear out
- Stainless steel frame with hardened jaws, graduated scale
- 4 way measurement, inside, outside, depth & step
- Resolution / repeatability .0005" x 0.01mm
- Data output interface
- Fitted in a plastic box

NEW!**Carbon Filter Composites Digital Caliper****Item Number: 3757****Features:**

- Manual power on/off
- With data output interface
- .001", .1mm
- Max. Range 0-6", and .001-150mm

NEW!**3 Pc. Machinist Tool Kit****Item Number: 3753****Features:**

Stainless steel fully hardened frame, satin chrome finish

- 6" Single revolution dial caliper graduated .001
- Measuring faces hardened, ground and lapped
- Outside Mic. with ratchet stop 0-1" (.0001 Grad)
- Carbide tipped - Ratchet Stop - Lock lever
- 6" stainless rule
- Fitted in a plastic box



2 Pc. Digital Machinist Tool Kit **Item Number: 3758**
NEW!
Features:

- Glass window over LCD is clearer and does not wear out
- 6" (150mm) Caliper with Color coded Off, On/Zero and Inch/mm
- Resolution / repeatability .0005" x 0.01mm
- Data output interface
- Outside Mic. 0-1", (0-25mm) Grad. .00005", .001mm
- Carbide faces
- Auto power on/off, seven Key Functions
- Fitted in plastic case


6" Stainless Stiff Rule **Item Number: 3773**
NEW!
Features:

- Stainless steel stiff blade
- One side - 32nd and 64th
- One side - 1mm. .5mm


6" Pocket Stainless Steel Rule **Item Number: 2522**
NEW!
Features:

- Stainless steel flexible blade
- One side - 1/32 One side - 1mm
- Rule width - .460"


Pocket Caliper with Leather Pouch **Item Number: 2527**
NEW!
Features:

- 4" Stainless steel
- One side - 1/32 One side - 1mm



NEW!

Rotor/Ball Joint Set with Locking Pliers

Item Number: 3763

Features:

- Measure wear and runout on Brakes and tires
- 2-1/4 Dia. Dial face
- Range: 0- 1.3 Graduations: .001
- Special Locking plier accessory
- Flexible extension
- Case

NEW!

Dial Indicator Set with Small Stand

Item Number: 3760

Features:

- English dial gauge Range: 0-1.3 Graduations: .001
- 2-1/4 Dia. face
- Universal dovetail clamp for Dial Test Indicators
- Grips flat or curved surfaces
- Swivel adapter to mount all AGD Dial Indicators with lug backs

NEW!

Dial Indicator Set with on/off Stand

Item Number: 3761

Features:

- English dial gauge Range: 0-1.3 Graduations:
- .001 Centered V-magnet for strongest grip on round or flat surfaces
- Powerful 130 lbs pull
- Two magnetic mounting surfaces: bottom and back
- Swivel adapter to mount all AGD Dial Indicators with lug backs
- Universal dovetail clamp for Dial Test Indicators
- On / Off switch
- Center rod 1/2" diameter x 7" high



Dial Indicator Set with Digital Dial Indicator Item Number: 3762
Features:

- Zero setting at any position, Metric/Inch system
- Interchange at any position, Data output interface, Data holding function
- Fast tracing of minimum value or maximum value during measurements
- Auto power on/off
- Comes with deluxe on/off stand


Dial Indicator Item Number: 3766
Features:

- 2-1/4 face
- 3/8 Dia. Shank
- English dial gauge Range: 0-1.3
- Graduations: .001


Digital Dial Indicator Item Number: 3767
Features:

- Zero setting at any position
- Metric/Inch system
- Interchange at any position
- Data output interface
- Data holding function
- Fast tracing of minimum value or maximum value during measurements
- Auto power on/off


On/Off Stand Item Number: 3765
Features:

- Powerful 130 lbs pull
- Centered V-magnet for strongest grip on round or flat surfaces
- Two magnetic mounting surfaces: bottom and back
- Swivel adapter to mount all AGD Dial Indicators with lug backs
- Universal dovetail clamp for Dial Test Indicators
- On / Off switch
- Center rod 1/2" diameter x 7" high



NEW!**Mini Stand****Item Number: 3764****Features:**

- Grips flat or curved surfaces
- Swivel adapter to mount all AGD Dial Indicators with lug backs
- Universal dovetail clamp for Dial Test Indicators

NEW!**Depth Micrometer****Item Number: 3746****Features:**

- 0-3" Range
- 4" wide base
- Satin Chrome finish
- Fitted case with rods

**NEW!****Cylinder Bore Gauge****Item Number: 3769****Features:**

- 0-6" Range
- Satin Chrome finish
- Fitted case with rods
- Dial graduations are .001

NEW!**6 Pc. Telescoping Gauge Set****Item Number: 3771****Features:**

- Measure slot or recess from 5/16" – 6"
- Plunger expands in hole to be measured
- Knurl locks the setting for sizing with micrometer or caliper
- Satin chrome finish
- In plastic folding pouch




INDUSTRIAL KEYED CHUCKS

JACOBS
CHUCK

PLAIN BEARING CHUCKS


One-piece sleeve eliminates crack between driving teeth often found in other designs.



Jaws center-ground for absolute straightness and alignment.

Through-hardened sleeve teeth plus hardened nose and keyholes provide outstanding wear resistance.

Jaws specially treated to ensure extended thread life and high gripping surface hardness.



One-piece sleeve eliminates crack between driving teeth often found in other designs.

Jaws center-ground for absolute straightness and alignment.

Ball bearing construction maximizes gripping force and drilling accuracy.

BALL BEARING SUPER CHUCKS

INDUSTRIAL KEYLESS CHUCKS

Precision design combines keyless operation with the ultimate in drill chuck accuracy.



High Precision Model JKP
For General Machining Applications.

Each chuck precision tested and furnished with an individualized certification number identifying its specific performance characteristics.

Self-tightening feature automatically increases gripping force proportional to increased torque to prevent tool shank slippage.



High Torque/High Precision Model JKT
For use on CNC Machining Centers in drilling, boring, counterboring and milling operations requiring heavy penetration.

High torque design permits the application of supplementary gripping torque up to 3 times higher than hand tightening.

Resists tool shank slippage on high speed machines with right hand rotation and instant spindle stop.

SECTION 17 CONTENTS

Industrial Keyed Chucks

Industrial Keyless Chuck

Portable Tool Chucks

Accessories



Ball Bearing Chucks

- Ball bearing construction maximizes gripping force and drilling accuracy
- Jaws center-ground for absolute straightness and alignment
- One-piece sleeve eliminates crack between driving teeth often found in other designs
- Through-hardened sleeve teeth plus hardened nose and keyholes provide outstanding wear resistance
- Fluted sleeve standard
- Each chuck 100% inspected for performance and precision
- T.I.R. .003" maximum at half capacity

Model No.	Part No.	Capacity Range				Mount Jacobs	Key No.	Dimensions						Wgt Each oz
		Minimum in	mm	Maximum in	mm			Closed Length		Open Length		Sleeve Dia.		
8-1/2 N	30209	0.040	0	0.250	6.4	2JT	K30	2.41	61.2	1.95	49.5	1.56	39.7	10
11N	30215	0.040	0	0.375	10.0	2JT	K32	2.88	73.2	2.26	57.4	1.93	49.1	19
14N	30221	0.040	0	0.500	13.0	3JT	K3	3.88	98.6	2.97	75.4	2.44	62.1	38
16N	30227	0.125	3	0.625	16.0	3JT	K4	4.31	109.5	3.26	82.8	2.63	66.9	47
18N	30233	0.125	3	0.750	19.0	4JT	K4	5.12	130.0	3.95	100.3	3.01	76.4	66
20N	30239	0.375	10	1.000	25.4	5JT	K5	5.5	139.7	4.23	107.4	3.65	92.6	100

Keyed Chucks



Plain Bearing Chucks - Taper Mounted Heavy Duty Model

- Fluted sleeve standard except Model 34-33C, which is smooth and ground.

- (1) Equipped with positive drive slot.
- (2) Equipped with pin type positive drive.
- (3) Equipped with locking collar - 1-1/16-20 thread, smooth sleeve.
- (4) Equipped with locking collar - 1-1/16-20 thread, smooth sleeve.

Model No.	Part No.	Capacity Range				Mount Jacobs	Key No.	Dimensions						Wgt Each oz
		Minimum in	mm	Maximum in	mm			Closed Length		Open Length		Sleeve Dia.		
3A	6223	0.125	3	0.625	16.0	3JT	K3	3.81	96.8	2.87	72.9	2.30	58.4	32
3KD (2)	6228	0.125	3	0.625	16.0	3JT	K3	4.06	103.1	3.12	79.2	2.29	58.2	33
3PD (3)	6230	0.125	3	0.625	16.0	3JT	K3	4.06	103.1	3.12	79.2	2.29	58.2	33
34-02	14442	.040	1	0.500	13.0	2JT	K3	3.52	89.4	2.74	69.6	2.04	51.8	23
34-06	6295	.040	1	0.500	13.0	6JT	K3	3.52	89.4	2.74	69.6	2.04	51.8	24
34-33	14445	.040	1	0.500	13.0	33JT	K3	3.52	89.4	2.74	69.6	2.04	51.8	23
34-33C(4)	14451	.040	1	0.500	13.0	33JT	K3C	3.71	94.2	2.93	74.4	2.00	50.8	26
36	6309	0.18	0	0.800	20.3	3JT	K4	4.06	103.1	3.14	79.8	2.54	64.5	45
36KD (2)	14865	0.18	5	0.800	20.3	3JT	K4	4.25	108.0	3.42	86.9	2.54	64.5	44
36PD (3)	14866	0.18	5	0.800	20.3	3JT	K4	4.25	108.0	3.42	86.9	2.54	64.5	45



Plain Bearing Chucks - Taper Mounted Medium Duty Model

- Fluted sleeve standard except Models 0 and 1 A, which are smooth and ground.
- All Series 33 Plain Bearing Chucks are hammer capable.



- (1) Model 0 has a minimum capacity of a No. 80 (.0135in/.344mm) drill.
- (2) Equipped with positive drive slot.

Model No.	Part No.	Capacity Range				Mount Jacobs	Key No.	Dimensions				Wgt Each oz		
		Minimum in	Minimum mm	Maximum in	Maximum mm			Closed Length		Open Length			Sleeve Dia.	
								in	mm	in	mm	in	mm	
0	6200	0.135	0	0.165	4.0	0JT	K0	1.450	36.8	1.100	27.9	0.850	21.6	2
1A	6206	.040	1	0.250	6.5	1JT	K1	1.920	48.8	1.540	39.1	1.180	30.0	5
2A	6214	.040	1	0.375	10.0	2JT	K2	2.810	71.4	2.170	55.1	1.670	42.4	13
31-01	14697	.040	1	0.375	10.0	1JT	K30	2.490	63.2	2.010	51.1	1.420	36.1	8
31-02	14698	.040	1	0.375	10.0	2JT	K30	2.490	63.2	2.010	51.1	1.420	36.1	8
33	6279	0.08	2	0.500	13.0	33JT	K32	3.210	81.5	2.520	64.0	1.792	45.5	16
3326A	6291	0.08	2	0.500	13.0	.6250	K32	3.540	89.9	2.850	72.4	1.792	45.5	17
33KD(2)	6281	0.08	2	0.500	13.0	33JT	K32	3.460	87.9	2.770	70.4	1.792	45.5	17

Plain Bearing Chucks - Thread Mounted Heavy Duty Model

- Fluted sleeve standard on all models.



- (1) At minimum capacity will hold a No. 60 (0.040in/1mm) drill.

Model No.	Part No.	Capacity Range				Mount Jacobs	Key No.	Dimensions				Wgt Each oz		
		Minimum in	Minimum mm	Maximum in	Maximum mm			Closed Length		Open Length			Sleeve Dia.	
								in	mm	in	mm	in	mm	
3B 5/8	6232	0.125	3	0.625	16.0	5/8-16	K3	3.81	97	2.84	72	2.29	58	32
7BA 3/8	6255	0 (1)	1	0.250	6.5	3/8-24	K7	2.23	57	1.74	44	1.33	34	7
32BA 1/2	8859	0 (1)	1	0.375	10.0	1/2-20	K32	3.05	77	2.31	59	1.79	45	14
35B 1/2	14723	0.156	4	0.625	16.0	1/2-20	K3	3.52	89	2.74	70	2.04	52	25
36B 3/4	6316	0.188	5	0.800	20.3	3/4-16	K4	4.12	105	3.20	81	2.54	65	46
36B 5/8	6314	0.188	5	0.800	20.3	5/8-16	K4	4.12	105	3.20	81	2.54	65	46

Keyed Chucks



Plain Bearing Chucks - Thread Mounted Medium Duty Model

- Fluted sleeve standard except Models OB 5/16, 1B 3/8, AND 41BA 3/8-S, which are smooth and ground.
- 41 Series Chucks replace 31 series Chucks.

- (1) At minimum capacity will hold a No. 60 (0.040in/1mm) drill.
 (2) Model OB 15/16 has a minimum capacity of a No. 80 (.0135in/.344mm) drill.
 (S) Smooth sleeve

Model No.	Part No.	Capacity Range				Mount Jacobs	Key No.	Dimensions				Wgt Each oz		
		Minimum in	Minimum mm	Maximum in	Maximum mm			Closed Length in	Closed Length mm	Open Length in	Open Length mm		Sleeve Dia. in	Sleeve Dia. mm
OB 5/16	6204	0.135	0	0.156	4.0	5/16-24	K0	1.53	39.0	1.17	30.00	0.85	22.0	2
1B 3/8	6208	.040	1	0.250	6.5	3/8-24	K1	1.95	50.0	1.57	40.00	1.12	28.0	5
2BA 3/8	6219	.040	1	0.375	10.0	3/8-24	K2	2.81	71.0	2.17	55.00	1.67	42.0	13
41BA 3/8	30728	.040	1	0.375	10.0	3/8-24	K30	2.50	63.5	2.05	52.07	1.43	36.3	8
41BA 3/8 - S	31138	.040	1	0.375	10.0	3/8-24	K30	2.50	63.5	2.05	52.07	1.43	36.3	8
41BA 1/2	31090	.040	1	0.375	10.0	1/2-20	K30	2.50	63.5	2.05	52.07	1.43	36.3	8
33BA 1/2	6287	0.08	2	0.500	13.0	1/2-20	K32	3.09	78.0	2.43	62.00	1.79	45.0	17
33BA 3/8	6283	0.08	2	0.500	13.0	3/8-24	K32	3.09	78.0	2.43	62.00	1.79	45.0	17
33BA 5/8	6289	0.08	2	0.500	13.0	5/8-16	K32	3.09	78.0	2.43	62.00	1.79	45.0	17



High Precision Keyless Chucks

- For general machining applications.
- Precision tested and certified to .0016" T.I.R. maximum at half capacity.
- Self-tightening feature automatically increases gripping force proportional to increased torque to prevent tool shank slippage.

Model No.	Part No.	Capacity Range*				Mount Jacobs	Dimensions				Wgt Each oz		
		Minimum in	Minimum mm	Maximum in	Maximum mm		Closed Length in	Closed Length mm	Open Length in	Open Length mm		Sleeve Dia. in	Sleeve Dia. mm
JKP 03-J0	31126	0.000	0	0.118	3.0	0JT	1.87	47.5	1.73	44	0.96	24.5	4
JKP 03-J1	31127	0.000	0	0.118	3.0	1JT	1.87	47.5	1.73	44	0.96	24.5	4
JKP 03 5/16	31128	0.000	0	0.118	3.0	5/16-24	1.87	47.5	1.73	44	0.96	24.5	4
JKP 65-J1	31121	0.012	.300	0.255	6.5	1JT	2.76	70	2.44	62	1.28	32.5	11
JKP 80-J2S	9679	0.012	.300	0.315	8.0	2JT S*	2.91	74	2.64	67	1.46	37.0	14
JKP 100-J2	9681	0.020	.500	0.394	10.0	2JT	3.50	89	3.19	81	1.61	41.0	22
JKP 100-J33	9680	0.020	.500	0.394	10.0	33JT	3.50	89	3.19	81	1.61	41.0	22
JKP 130-J2	9683	0.039	1.000	0.512	13.0	2JT	3.90	99	3.46	88	1.81	46.0	32
JKP 130-J33	9682	0.039	1.000	0.152	13.0	33JT	3.90	99	3.46	88	1.81	46.0	20
JKP 130-J6	9684	0.118	3.000	0.512	13.0	6JT	3.90	99	3.46	88	1.81	46.0	20
JKP 160-J6	9685	0.118	3.000	0.630	16.0	6JT	4.21	107	3.74	95	2.17	55.0	42

*S-Short Taper



High Torque / High Precision Keyless Chucks

- Precision tested and certified to .0016" T.I.R. maximum at half capacity.
- For use on CNC machining centers in drilling, boring, counter-boring and milling operations requiring heavy penetration.
- Furnished with milled wrench flats and spanner wrench to allow the application of supplementary gripping torque. Light tightening increases gripping torque up to 3 times higher than hand tightening.
- Resists tool loosening on high-speed machines with right hand rotation and instant spindle stop.



Model No.	Part No.	Capacity Range*				Mount Jacobs	Dimensions						Wgt Each oz
		Minimum		Maximum			Closed Length		Open Length		Sleeve Dia.		
		in	mm	in	mm		in	mm	in	mm	in	mm	
JKT65-J1	31122	0.000	0	0.255	6.5	1JT	2.76	70	2.44	62	1.28	32.5	11
JKT80-J2S	30526	0.000	0	0.315	8.0	2JT S*	2.91	74	2.64	67	1.46	37.0	14
JKT 100-J33	30532	0.000	0	0.394	10.0	33JT	3.50	89	3.19	81	1.61	41.0	22
JKT 100-J2	30533	0.000	0	0.394	10.0	2JT	3.50	89	3.19	81	1.61	41.0	22
JKT 130-J2	30527	0.039	1	0.512	13.0	2JT	3.90	99	3.46	88	1.81	46.0	32
JKT 130-J33	30528	0.039	1	0.512	13.0	33JT	3.90	99	3.46	88	1.81	46.0	32
JKT 130-J6	30529	0.039	1	0.512	13.0	6JT	3.90	99	3.46	88	1.81	46.0	32
JKT160-J6	30530	0.118	3	0.630	16.0	6JT	4.21	107	3.74	95	2.17	55.0	42

*S-Short Taper

High Torque / High Precision Keyless Chucks with Integrated Shank

- High precision keyless drill chuck - arbor is integrated into the internal socket of the drill chuck.
- This integrated design makes it impossible for the arbor and the drill chuck to become accidentally separated, providing a unit of greater rigidity and precision with, as a result of its compact design, accumulated run-out reduced to a minimum.
- Self-tightening feature automatically increases gripping force proportional to increased torque to prevent tool shank slippage. For right-hand rotation applications only.
- 100% individually controlled to ensure not to exceed a maximum total integrated run-out of 0.04 mm
- Mounts available: Morse tapers, straight shanks and R-8.



Model No.	Part No.	Capacity Range				Mount Jacobs	Dimensions						Wgt Each oz
		Minimum		Maximum			Closed Length		Open Length		Sleeve Dia.		
		in	mm	in	mm		in	mm	in	mm	in	mm	
JK 80-MT2	31406	0.000	0	0.315	8.0	MT2	2.83	72	2.56	65	1.50	38	28
JK 100-MT2	31407	0.000	0	0.394	10.0	MT2	3.23	82	2.87	73	1.69	43	36
JK 130-MT2	31408	0.039	1	0.512	13.0	MT2	3.62	92	3.15	80	1.89	48	42
JK 130-MT3	31409	0.039	1	0.512	13.0	MT3	3.62	92	3.15	80	1.89	48	47
JK 130-MT4	31410	0.039	1	0.512	13.0	MT4	3.54	90	3.23	82	1.89	48	56
JK 130-R8	31411	0.039	1	0.512	13.0	R8	3.54	90	3.23	82	1.89	48	56
JK 130-5/8"	31412	0.039	1	0.512	13.0	5/8	3.62	92	3.15	80	1.89	48	42
JK 160-MT2	31413	0.118	3	0.630	16.0	MT2	3.78	96	3.35	85	2.13	54	56
JK 160-MT3	31414	0.118	3	0.630	16.0	MT3	3.78	96	3.35	85	2.13	54	61
JK 160-MT4	31415	0.118	3	0.630	16.0	MT4	3.78	96	3.35	85	2.13	54	70
JK 160-R8	31416	0.118	3	0.630	16.0	R8	3.78	96	3.35	85	2.13	54	63



Medium Duty Industrial Keyless Chucks

- Drill chucks for industrial use (medium duty), available with screw fittings for professional portable drilling machines and with taper fittings for stationary drilling machines.
- Automatic fitting for efficient, fast change of tools.
- Self-tightening mechanism automatically increases the grip in proportion to the increase in torque during the drilling and avoids the tool slipping in a clockwise rotation.
- Fits tools of up to 20mm in diameter.
- Machine fitting via DIN0238 of Jacobs tapers and UNF thread fittings.

Model No.	Part No.	Capacity Range				Mount Jacobs	Dimensions						Wgt Each oz
		Minimum		Maximum			Closed Length		Open Length		Sleeve Dia.		
		in	mm	in	mm		in	mm	in	mm	in	mm	
JK 80 3/8	33356	0.000	0	0.315	8.0	3/8-24	2.68	68	2.40	61	1.34	34	11
JK 80 J1	33357	0.000	0	0.315	8.0	1JT	2.68	68	2.40	61	1.34	34	11
JK 80 J2	33358	0.000	0	0.315	8.0	2JT	2.68	68	2.40	61	1.34	34	11
JK 100 3/8	33359	0.000	0	0.394	10.0	3/8-24	3.15	80	2.87	73	1.54	39	16
JK 100 1/2	33360	0.000	0	0.394	10.0	1/2-20	3.15	80	2.87	73	1.54	39	16
JK 100 J2	33361	0.000	0	0.394	10.0	2JT	3.15	80	2.87	73	1.54	39	16
JK 130 3/8	33362	0.039	1	0.512	13.0	3/8-24	3.74	95	3.39	86	1.73	44	23
JK 130 1/2	33363	0.039	1	0.512	13.0	1/2-20	3.74	95	3.39	86	1.73	44	22
JK 130 J33	33364	0.039	1	0.512	13.0	33JT	3.74	95	3.39	86	1.73	44	22
JK 130 J2	33365	0.039	1	0.512	13.0	2JT	3.74	95	3.39	86	1.73	44	22
JK 130 J6	33366	0.039	1	0.512	13.0	6JT	3.74	95	3.39	86	1.73	44	23
JK 160 1/2	33367	0.118	3	0.630	16.0	1/2-20	4.53	115	4.02	102	2.01	51	39
JK 160 5/8	33368	0.118	3	0.630	16.0	5/8-16	4.53	115	4.02	102	2.01	51	37
JK 160 J33	33369	0.118	3	0.630	16.0	33JT	4.53	115	4.02	102	2.01	51	37
JK 160 J6	33370	0.118	3	0.630	16.0	6JT	4.53	115	4.02	102	2.01	51	38
JK 200 J3	33371	0.197	5	0.787	20.0	3JT	5.51	140	4.02	102	2.52	64	77



Hand-Tite® Keyless Drill Chucks

- Split Bite Jaw - increases grip over standard bite chucks by providing more contact with the bit.
- Superior Gripping Force: Provides high mechanical advantage to convert hand tightening torque into superior bit gripping force.
- Hammerlock - positive locking mechanism prevents loosening in hammer and other high vibration applications.
- Anti-lock nut - prevents chuck from locking open.
- Versatility: Models available to fit all 10mm (3/8") and 13mm (1/2") variable speed corded and cordless portable drills.
- Precision Operation: Meet or exceed stringent DIN run—out and dimensional specifications.
- Ergonomic Design: Material and surface finish combinations result in increased comfort and performance.
- Rugged Construction: Constructed of high performance material to maximize durability and performance.

Model/ Part No.	Features	Capacity Range				Mount Thread	Dimensions				BossBody Clearance	Wgt Each oz	
		Minimum in	mm	Maximum in	mm		Overall Length in	mm	Sleeve Dia. in	mm			
10 mm Capacity (3/8")													
30354	Hard Nose, Black Finish	0.040	1.00	0.375	10	3/8-24	2.00	54.60	1.67	42.70	0.126	3.00	6.5
13 mm Capacity (1/2")													
31038	Hard Nose, Black Finish	0.062	2.00	0.500	13	1/2-20	2.90	73.70	1.68	42.70	0.082	2.08	12.0
31037	Hard Nose, Black Finish	0.062	2.00	0.500	13	3/8-24	2.90	73.70	1.68	42.70	0.082	2.08	12.0



Hand-Tite® Keyless Hammer Drill Chucks

- Hammerlock® Mechanism. Automatically engages as the chuck is tightened and maintains full gripping pressure to prevent bit slippage during hammer drilling.
- Split-Bite Jaw - increases grip over standard bite chucks by providing more contact with the bit.
- Anti-Lock Nut - prevents the chuck from locking open.
- Precision Operation. Meets or exceeds stringent DIN run-out and dimensional specifications.
- Ergonomic Design. Non-slip gripping surfaces enhance hand tightening capability and increase user comfort.
- Rugged Construction. Provides extended service under the most demanding concrete hole drilling conditions.
- Performance. Tested and approved on a wide range of AC powered and cordless hammer drills.



Model/ Part No.	Features	Capacity Range				Mount Thread	Dimensions				BossBody Clearance		Wgt Each oz
		Minimum in	Maximum mm	Minimum in	Maximum mm		Overall Length in	Overall Length mm	Sleeve Dia. in	Sleeve Dia. mm	in	mm	
13 mm Capacity (1/2")													
31237	Hammerlock®, Mechanism, Black Finish	0.062	2.00	0.500	13	1/2-20	2.61	66.2	1.68	42.7	0.079	2.00	12.0

Adapt-A-Drive® Chuck

- Converts any cordless screwdriver to a multi-purpose mini-drill for bit sizes up to 1/4".
- Easy conversion-integral hex mount locks the Adapt-A-Drive chuck into the screwdriver bit socket.
- Ideal for use in starting screw holes for use in hard-to-reach spaces.



Model/ Part No.	Capacity Range				Mount Thread	Key No.	Sleeve Finish	Sleeve Diameter		Wgt Each
	Minimum in	Maximum mm	Minimum in	Maximum mm				in	mm	
30248	0.028	0.7	0.250	6.5	.250-Hex	KG1	Ground- Matte Band	1.13	28.6	3.5

Stainless Steel Chucks

- For special applications on either portable air operated or stationary machine tools.
- Resist chemical corrosion and reduce potential for hazardous sparking.




Model No.	Part No.	Capacity Range				Mount Style	Key No.	Dimensions				Sleeve Dia.		Wgt Each oz
		Minimum in	Maximum mm	Minimum in	Maximum mm			Closed Length in	Closed Length mm	Open Length in	Open Length mm	in	mm	
OM	6624	0(1)	0	0.156	4	0 JT(2)	K0M	1.45	37	1.10	28	0.85	22	2.0
OBM 5/16	6625	0(1)	0	0.156	4	5/16-24	K0M	1.53	39	1.17	30	0.85	22	2.0
1M	6626	0(1)	0	0.250	6	1 JT(2)	K1M	1.92	49	1.54	39	1.12	28	5.0
1BM 5/16	6627	0(1)	0	0.250	6	5/16-24	K1M	1.95	50	1.57	40	1.12	28	5.0
1BM 3/8	6628	0(1)	0	0.250	6	3/8-24	K1M	1.95	50	1.57	40	1.12	28	5.0



Drain Chuck

- Specifically designed for use with flexible coil spring tools. Allows coil spring to pass through chuck. Chuck may be hand tightened to secure coil spring at desired length transmitting tool rotation to shaft.
- Ideal for soil pipe and sewer cleaning tools.

Model No.	Part No.	Capacity Range				Mount Style	Dimensions				Wgt Each oz		
		Minimum in	Minimum mm	Maximum in	Maximum mm		Closed Length in	Closed Length mm	Open Length in	Open Length mm		Sleeve Dia. in	Sleeve Dia. mm
DC4595	30726	0.25	6.4	0.500	13	13/16-20	2.49	63.2	2.49	63.2	1.70	43.2	4.5



Professional Duty Chucks

- Industrial quality.
- Through-hardened jaws provide hard, durable gripping surfaces.
- One-piece sleeve eliminates crack between driving teeth often found in other designs.
- Fluted sleeve finish.
- Each chuck 100% inspected for performance and precision

Model/ Part No.	Capacity Range				Mount Thread	Key No.	Dimensions				Wgt Each oz		
	Minimum in	Minimum mm	Maximum in	Maximum mm			Closed Length in	Closed Length mm	Open Length in	Open Length mm		Sleeve Dia. in	Sleeve Dia. mm
30246	0.063	1.6	0.375	10	3/8-24	KK	2.42	61.5	1.89	48.0	1.42	36.1	5.0
31052	0.063	1.6	0.500	13	1/2-20	KK	3.00	76.2	2.30	58.4	1.72	43.6	22.0



Multi-Craft® Drill Chuck

- Offered in 1/4", 3/8" and 1/2" capacities.
- Through-hardened jaws for hard, wear resistant gripping surfaces.

Model/ Part No.	Capacity Range				Mount Thread	Key No.	Sleeve Finish	Sleeve Dia.		Wgt Each oz
	Minimum in	Minimum mm	Maximum in	Maximum mm				in	mm	
1/4" Capacity										
30243	0.028	0.1	0.250	6.5	3/8-24	KG1	Knurled-Black	1.13	28.6	3.5
3/8" Capacity										
30247	0.062	1.5	0.375	10.0	3/8-24	KG1	Knurled-Black	1.22	31.1	5.0
1/2" Capacity										
30598	0.078	2.0	0.500	13.0	3/8-24	KK	Knurled-Black	1.61	41.0	11.0
30602	0.078	2.0	0.500	13.0	1/2-20	KK	Knurled-Black	1.61	41.0	11.0



Chuck Keys

- Nickel thumb grip styles increase leverage and user comfort.
- Soft steel handles limit the potential for dangerous fracturing under excessive load.
- Self-ejecting models with spring-loaded ejectors ensure key disengagement after tightening.

Model No.	Part No.	Pilot Size in	Used On
KO* (1)	3637	1/8	0 Series
KOM (1)	3639	1/8	0 Series Stainless
K1* (1)	3641	5/32	1 Series
K1M (1)	3643	5/32	1 Series Stainless
K2* (3)	3649	1/4	2 Series
K3* (3)	3651	5/16	3, 34 Series & 14N
K3C (3)	3653	5/16	34-33 C
K4* (3)	3655	3/8	36, 16, 18N
K5 (1)	3657	7/16	20N
K7* (3)	3659	7/32	7 Series
K30* (3)	3664	15/16	31 Series & 8-1/2N
K32* (3)	3666	1/4	32,33 Series& 11N
KK (1)	30052	9/32	DC8, SM8, 74K, 22BA, 23BA, 24BA, 26BA, 29-33
KG1 (1)	14273	1/4	1/4 & 3/8" Multi-Craft® (black handle)
KGA (2)	3605	1/4	1/4 & 3/8" Multi-Craft®

* Must be ordered in multiples of 20 keys.

(1) - T-Handle

(2) - L-Handle

(3) - Thumb Handle



T-Handle



L-Handle



Thumb-Handle

Self-Ejecting Keys

Model No.	Part No.	Pilot Size in	Used On
S-K3C	2948	5/16	3, 34 Series & 14N
S-KK	3157	9/32	DC8, SM8, 74K, 22BA, 23BA, 24BA, 26BA, 29-33

Ejecting Drifts

- Hardened and tempered.
- Eject Morse taper sizes 0 through 6 from sleeves, sockets and machine spindles.

Model No.	Part No.	For Ejection Of:	Weight Ea oz
900	30484	No. 0 Morse Taper	1
902	30485	Nos. 1 & 2 Morse Tapers	3
903	30486	Nos. 3 & 4 Morse Tapers	6
904	30487	Nos. 4 & 5 Morse tapers	12
906	30488	No.6 Morse Tapers	21
914	30489	Combined Drifts Nos. 1,2,3, and 4 Inclusive	10



Set 15-001 1192 Pc. Ultimate Master Set - Tools

10-004	SKT 1/4DR 6PT 1/8	11-122	SKT 3/8DR 12PT 11/16	11-923	EXTEN 3/8DR 6	12-428	SKT 1/2DR 8PT 7/8	13-156	SKT 3/4DR 12PT 1-3/4
10-005	SKT 1/4DR 6PT 5/32	11-124	SKT 3/8DR 12PT 3/4	11-925	EXTEN 3/8DR 8	12-432	SKT 1/2DR 8PT 1	13-158	SKT 3/4DR 12PT 1-13/16
10-006	SKT 1/4DR 6PT 3/16	11-126	SKT 3/8DR 12PT 13/16	11-927	EXTEN 3/8DR 12	12-504	SKT 1/2DR SPARK PLUG	13-160	SKT 3/4DR 12PT 1-7/8
10-007	SKT 1/4DR 6PT 7/32	11-128	SKT 3/8DR 12PT 7/8	11-928	EXTEN 3/8DR 20	12-516	SKT 1/2DR UNV 12PT 1/2	13-164	SKT 3/4DR 12PT 2
10-008	SKT 1/4DR 6PT 1/4	11-130	SKT 3/8DR 12PT 15/16	11-929	EXTEN FLX 3/8DR 7-1/4	12-518	SKT 1/2DR UNV 12PT 9/16	13-168	SKT 3/4DR 12PT 2-1/8
10-009	SKT 1/4DR 6PT 9/32	11-132	SKT 3/8DR 12PT 1	11-931	ADP 3/8DR LCK 2-1/8	12-520	SKT 1/2DR UNV 12PT 5/8	13-170	SKT 3/4DR 12PT 2-3/16
10-010	SKT 1/4DR 6PT 5/16	11-208	SKT 3/8DR 6PT 1/4 DP	11-935	HDL SPD 3/8DR 16-1/2	12-522	SKT 1/2DR UNV 12PT 11/16	13-172	SKT 3/4DR 12PT 2-1/4
10-011	SKT 1/4DR 6PT 11/32	11-210	SKT 3/8DR 6PT 5/16 DP	11-938	HDL T 3/8DR 8	12-524	SKT 1/2DR UNV 12PT 3/4	13-176	SKT 3/4DR 12PT 2-3/8
10-012	SKT 1/4DR 6PT 3/8	11-211	SKT 3/8DR 6PT 11/32 DP	11-943	HDL SPIN 3/8DR 6	12-713	SKT 1/2DR HEX BIT 1/4	13-328	SKT 3/4DR 12PT 7/8 DP
10-014	SKT 1/4DR 6PT 7/16	11-212	SKT 3/8DR 6PT 3/8 DP	11-944	ADP RAT 3/8DR	12-714	SKT 1/2DR HEX BIT 5/16	13-330	SKT 3/4DR 12PT 15/16 DP
10-016	SKT 1/4DR 6PT 1/2	11-214	SKT 3/8DR 6PT 7/16 DP	11-945	RAT SPIN 3/8DR	12-715	SKT 1/2DR HEX BIT 3/8	13-332	SKT 3/4DR 12PT 1 DP
10-018	SKT 1/4DR 6PT 9/16	11-216	SKT 3/8DR 6PT 1/2 DP	11-947	UNV JNT 3/8DR	12-716	SKT 1/2DR HEX BIT 7/16	13-334	SKT 3/4DR 12PT 1-1/16 DP
10-204	SKT 1/4DR 6PT 1/8 DP	11-218	SKT 3/8DR 6PT 9/16 DP	11-951	ADP 3/8DR 3/8FX1/4M	12-717	SKT 1/2DR HEX BIT 1/2	13-336	SKT 3/4DR 12PT 1-1/8 DP
10-205	SKT 1/4DR 6PT 5/32 DP	11-220	SKT 3/8DR 6PT 5/8 DP	11-972	RAT 3/8DR 7-3/8 REPL 11-903	12-718	SKT 1/2DR HEX BIT 9/16	13-340	SKT 3/4DR 12PT 1-1/4 DP
10-206	SKT 1/4DR 6PT 3/16 DP	11-222	SKT 3/8DR 6PT 11/16 DP	11-973	RAT 3/8DR 10-1/2 REPL 11-904	12-719	SKT 1/2DR HEX BIT 5/8	13-342	SKT 3/4DR 12PT 1-5/16 DP
10-207	SKT 1/4DR 6PT 7/32 DP	11-224	SKT 3/8DR 6PT 3/4 DP	11-974	RAT 3/8DR FLX 9-1/2	12-753	SKT 1/2DR HEX BIT 1/4 LNG	13-344	SKT 3/4DR 12PT 1-3/8 DP
10-208	SKT 1/4DR 6PT 1/4 DP	11-226	SKT 3/8DR 6PT 13/16 DP	1140	IMPACT DRIVER SET	12-754	SKT 1/2DR HEX BIT 5/16 LNG	13-346	SKT 3/4DR 12PT 1-7/16 DP
10-209	SKT 1/4DR 6PT 9/32 DP	11-228	SKT 3/8DR 6PT 7/8 DP	12-012	SKT 1/2DR 6PT 3/8	12-755	SKT 1/2DR HEX BIT 3/8 LNG	13-348	SKT 3/4DR 12PT 1-1/2 DP
10-210	SKT 1/4DR 6PT 5/16 DP	11-308	SKT 3/8DR 12PT 1/4 DP	12-014	SKT 1/2DR 6PT 7/16	12-757	SKT 1/2DR HEX BIT 1/2 LNG	13-352	SKT 3/4DR 12PT 1-5/8 DP
10-211	SKT 1/4DR 6PT 11/32 DP	11-310	SKT 3/8DR 12PT 5/16 DP	12-016	SKT 1/2DR 6PT 1/2	12-758	SKT 1/2DR HEX BIT 9/16 LNG	13-918	HDL FLX 3/4DR 22
10-212	SKT 1/4DR 6PT 3/8 DP	11-312	SKT 3/8DR 12PT 3/8 DP	12-018	SKT 1/2DR 6PT 9/16	12-759	SKT 1/2DR HEX BIT 5/8 LNG	13-922	EXTEN 3/4DR 5
10-214	SKT 1/4DR 6PT 7/16 DP	11-314	SKT 3/8DR 12PT 7/16 DP	12-020	SKT 1/2DR 6PT 5/8	12-802	SKT 1/2DR SLT BIT 1/4	13-923	EXTEN 3/4DR 8
10-216	SKT 1/4DR 6PT 1/2 DP	11-316	SKT 3/8DR 12PT 1/2 DP	12-022	SKT 1/2DR 6PT 11/16	12-803	SKT 1/2DR SLT BIT 5/16	13-925	SKT 3/4DR 12PT 16
10-218	SKT 1/4DR 6PT 9/16 DP	11-318	SKT 3/8DR 12PT 9/16 DP	12-024	SKT 1/2DR 6PT 3/4	12-805	SKT 1/2DR SLT BIT 3/8	13-938	HDL T 3/4DR 17-1/2
10-408	SKT 1/4DR 4PT 1/4	11-320	SKT 3/8DR 12PT 5/8 DP	12-026	SKT 1/2DR 6PT 13/16	12-821	SKT 1/2DR PHLP BIT #1	13-947	UNV JNT 3/4DR
10-410	SKT 1/4DR 8PT 5/16	11-322	SKT 3/8DR 12PT 11/16 DP	12-028	SKT 1/2DR 6PT 7/8	12-822	SKT 1/2DR PHLP BIT #2	13-951	ADP 3/4DR 3/4FX1/2M
10-412	SKT 1/4DR 8PT 3/8	11-324	SKT 3/8DR 12PT 3/4 DP	12-030	SKT 1/2DR 6PT 15/16	12-825	SKT 1/2DR PHLP BIT #3	13-972	RAT 3/4DR 19
10-705	SKT 1/4 DR HEX BIT 5/64	11-326	SKT 3/8DR 12PT 13/16 DP	12-032	SKT 1/2DR 6PT 1	12-828	SKT 1/2DR PHLP BIT #4	16-602	HAND BOX PLASTIC 20-3/4 X 13-1/2
10-706	SKT 1/4 DR HEX BIT 3/32	11-328	SKT 3/8DR 12PT 7/8 DP	12-034	SKT 1/2DR 6PT 1-1/16	12-840	WR 1/2DR CRFT FLR NUT 1-1/8	19-562	SKT IMP 3/8DR UNV 6PT 3/8
10-707	SKT 1/4 DR HEX BIT 7/32	11-330	SKT 3/8DR 12PT 15/16 DP	12-036	SKT 1/2DR 6PT 1-1/8	12-841	WR 1/2DR CRFT FLR NUT 1-3/16	19-564	SKT IMP 3/8DR UNV 6PT 7/16
10-708	SKT 1/4 DR HEX BIT 1/8	11-332	SKT 3/8DR 12PT 1 DP	12-038	SKT 1/2DR 6PT 1-3/16	12-842	WR 1/2DR CRFT FLR NUT 1-1/4	19-566	SKT IMP 3/8DR UNV 6PT 1/2
10-709	SKT 1/4 DR HEX BIT 9/64	11-408	SKT 3/8DR 8PT 1/4	12-040	SKT 1/2DR 6PT 1-1/4	12-843	WR 1/2DR CRFT FLR NUT 1-5/16	19-568	SKT IMP 3/8DR UNV 6PT 9/16
10-710	SKT 1/4 DR HEX BIT 5/32	11-410	SKT 3/8DR 8PT 5/16	12-042	SKT 1/2DR 6PT 1-5/16	12-844	WR 1/2DR CRFT FLR NUT 1-3/8	19-570	SKT IMP 3/8DR UNV 6PT 5/8
10-711	SKT 1/4 DR HEX BIT 3/16	11-412	SKT 3/8DR 8PT 3/8	12-044	SKT 1/2DR 6PT 1-3/8	12-845	WR 1/2DR CRFT FLR NUT 1-7/16	19-572	SKT IMP 3/8DR UNV 6PT 11/16
10-712	SKT 1/4 DR HEX BIT 7/32	11-414	SKT 3/8DR 8PT 7/16	12-046	SKT 1/2DR 6PT 1-7/16	12-846	WR 1/2DR CRFT FLR NUT 1-1/2	19-574	SKT IMP 3/8DR UNV 6PT 3/4
10-713	SKT 1/4 DR HEX BIT 1/4	11-416	SKT 3/8DR 8PT 1/2	12-048	SKT 1/2DR 6PT 1-1/2	12-847	WR 1/2DR CRFT FLR NUT 1-9/16	19-608	SKT IMP 3/8DR 6PT 1/4
10-714	SKT 1/4 DR HEX BIT 5/16	11-512	SKT 3/8DR UNV 12PT 3/8	12-112	SKT 1/2DR 12PT 3/8	12-848	WR 1/2DR CRFT FLR NUT 1-5/8	19-610	SKT IMP 3/8DR 6PT 5/16
10-745	SKT 1/4DR HEX BIT 5/64 LNG	11-514	SKT 3/8DR UNV 12PT 7/16	12-114	SKT 1/2DR 12PT 7/16	12-850	WR 1/2DR CRFT FLR NUT 1-11/16	19-612	SKT IMP 3/8DR 6PT 3/8
10-746	SKT 1/4DR HEX BIT 3/32 LNG	11-516	SKT 3/8DR UNV 12PT 1/2	12-116	SKT 1/2DR 12PT 1/2	12-851	WR 1/2DR CRFT FLR NUT 1-3/4	19-614	SKT IMP 3/8DR 6PT 7/16
10-747	SKT 1/4DR HEX BIT 7/64 LNG	11-518	SKT 3/8DR UNV 12PT 9/16	12-118	SKT 1/2DR 12PT 9/16	12-852	WR 1/2DR CRFT FLR NUT 1-7/8	19-616	SKT IMP 3/8DR 6PT 1/2
10-748	SKT 1/4DR HEX BIT 1/8 LNG	11-520	SKT 3/8DR UNV 12PT 5/8	12-119	SKT 1/2DR 12PT 19/32	12-853	WR 1/2DR CRFT FLR NUT 1-15/16	19-618	SKT IMP 3/8DR 6PT 9/16
10-749	SKT 1/4DR HEX BIT 9/64 LNG	11-522	SKT 3/8DR UNV 12PT 11/16	12-120	SKT 1/2DR 12PT 5/8	12-854	WR 1/2DR CRFT FLR NUT 2	19-620	SKT IMP 3/8DR 6PT 5/8
10-750	SKT 1/4DR HEX BIT 5/32 LNG	11-524	SKT 3/8DR UNV 12PT 3/4	12-122	SKT 1/2DR 12PT 11/16	12-854	WR 1/2DR CRFT FLR NUT 2	19-622	SKT IMP 3/8DR 6PT 11/16
10-751	SKT 1/4DR HEX BIT 3/16 LNG	11-708	SKT 3/8DR HEX BIT 1/8	12-124	SKT 1/2DR 12PT 3/4	12-859	WR 1/2DR CRFT 15/16	19-708	SKT IMP 3/8DR 6PT DP 1/4
10-752	SKT 1/4DR HEX BIT 7/32 LNG	11-710	SKT 3/8DR HEX BIT 5/32	12-125	SKT 1/2DR 12PT 25/32	12-860	WR 1/2DR CRFT 1	19-710	SKT IMP 3/8DR 6PT DP 5/16
10-753	SKT 1/4DR HEX BIT 1/4 LNG	11-711	SKT 3/8DR HEX BIT 3/16	12-126	SKT 1/2DR 12PT 13/16	12-861	WR 1/2DR CRFT 1-1/16	19-712	SKT IMP 3/8DR 6PT DP 3/8
10-754	SKT 1/4DR HEX BIT 5/16 LNG	11-712	SKT 3/8DR HEX BIT 7/32	12-128	SKT 1/2DR 12PT 7/8	12-862	WR 1/2DR CRFT 1-1/8	19-714	SKT IMP 3/8DR 6PT DP 7/16
10-801	SKT 1/4DR SLT BIT 3/16	11-713	SKT 3/8DR HEX BIT 1/4	12-130	SKT 1/2DR 12PT 15/16	12-863	WR 1/2DR CRFT 1-1/4	19-716	SKT IMP 3/8DR 6PT DP 1/2
10-802	SKT 1/4DR SLT BIT 1/4	11-714	SKT 3/8DR HEX BIT 5/16	12-132	SKT 1/2DR 12PT 1	12-864	WR 1/2DR CRFT 1-7/16	19-720	SKT IMP 3/8DR 6PT DP 5/8
10-821	SKT 1/4DR PHLP BIT #1	11-715	SKT 3/8DR HEX BIT 3/8	12-134	SKT 1/2DR 12PT 1-1/16	12-867	WR 1/2DR CRFT 1-1/2	19-722	SKT IMP 3/8DR 6PT DP 11/16
10-822	SKT 1/4DR PHLP BIT #2	11-748	SKT 3/8DR HEX BIT 1/8 LNG	12-136	SKT 1/2DR 12PT 1-1/8	12-878	SKT 1/2DR TRX BIT T27	19-724	SKT IMP 3/8DR 6PT DP 3/4
10-823	SKT 1/4DR PHLP BIT #3	11-750	SKT 3/8DR HEX BIT 5/32 LNG	12-138	SKT 1/2DR 12PT 1-3/16	12-880	SKT 1/2DR TRX BIT T30	19-947	UNV JNT IMP 3/8DR
10-870	SKT 1/4DR TRX BIT T10	11-751	SKT 3/8DR HEX BIT 3/16 LNG	12-140	SKT 1/2DR 12PT 1-1/4	12-882	SKT 1/2DR TRX BIT T40	20-016	SKT IMP 1/2DR 6PT 1/2
10-872	SKT 1/4DR TRX BIT T15	11-752	SKT 3/8DR HEX BIT 7/32 LNG	12-142	SKT 1/2DR 12PT 1-5/16	12-884	SKT 1/2DR TRX BIT T45	20-018	SKT IMP 1/2DR 6PT 9/16
10-874	SKT 1/4DR TRX BIT T20	11-753	SKT 3/8DR HEX BIT 1/4 LNG	12-144	SKT 1/2DR 12PT 1-3/8	12-886	SKT 1/2DR TRX BIT T50	20-020	SKT IMP 1/2DR 6PT 5/8
10-876	SKT 1/4DR TRX BIT T25	11-754	SKT 3/8DR HEX BIT 5/16 LNG	12-146	SKT 1/2DR 12PT 1-7/16	12-892	SKT 1/2DR DRAG LNK 7/64	20-022	SKT IMP 1/2DR 6PT 11/16
10-878	SKT 1/4DR TRX BIT T27	11-755	SKT 3/8DR HEX BIT 3/8 LNG	12-148	SKT 1/2DR 12PT 1-1/2	12-893	SKT 1/2DR DRAG LNK 3/32	20-024	SKT IMP 1/2DR 6PT 3/4
10-880	SKT 1/4DR TRX BIT T30	11-802	SKT 3/8DR SLT BIT 1/4	12-212	SKT 1/2DR 6PT 3/8 DP	12-915	RAT 1/2DR RH 10-1/2	20-026	SKT IMP 1/2DR 6PT 13/16
10-918	HDL FLX 1/4DR 5-3/4	11-803	SKT 3/8DR SLT BIT 5/16	12-214	SKT 1/2DR 6PT 7/16 DP	12-917	HDL FLX 1/2DR 12	20-028	SKT IMP 1/2DR 6PT 7/8
10-921	EXTEN 1/4DR 2	11-805	SKT 3/8DR SLT BIT 3/8	12-216	SKT 1/2DR 6PT 1/2 DP	12-918	HDL FLX 1/2DR 17	20-030	SKT IMP 1/2DR 6PT 15/16
10-922	EXTEN 1/4DR 4	11-821	SKT 3/8DR PHLP BIT #1	12-218	SKT 1/2DR 6PT 9/16 DP	12-921	EXTEN 1/2DR 2-1/2	20-032	SKT IMP 1/2DR 6PT 1
10-923	EXTEN 1/4DR 6	11-822	SKT 3/8DR PHLP BIT #2	12-220	SKT 1/2DR 6PT 5/8 DP	12-923	EXTEN 1/2DR 5	20-034	SKT IMP 1/2DR 6PT 1-1/16
10-925	EXTEN 1/4DR 14	11-825	SKT 3/8DR PHLP BIT #3	12-222	SKT 1/2DR 6PT 11/16 DP	12-924	EXTEN 1/2DR 10	20-036	SKT IMP 1/2DR 6PT 1-1/8
10-929	EXTEN 1/4DR FLX 6	11-828	SKT 3/8DR PHLP BIT #4	12-224	SKT 1/2DR 6PT 3/4 DP	12-927	EXTEN 1/2DR 20	20-216	SKT IMP 1/2DR 6PT 1/2 DP
10-931	ADP 1/4DR LCK 1-5/8	11-842	WR 3/8DR CRFT FLR NUT 5/8	12-226	SKT 1/2DR 6PT 13/16 DP	12-935	HDL SPD 1/2DR 19	20-218	SKT IMP 1/2DR 6PT 9/16 DP
10-935	HDL SPD 1/4DR 15-3/4	11-843	WR 3/8DR CRFT FLR NUT 11/16	12-228	SKT 1/2DR 6PT 7/8 DP	12-938	HDL T 1/2DR 11	20-220	SKT IMP 1/2DR 6PT 5/8 DP
10-938	HDL T 1/4DR 4-1/2	11-844	WR 3/8DR CRFT FLR NUT 3/4	12-230	SKT 1/2DR 6PT 15/16 DP	12-945	RAT SPIN 1/2DR	20-222	SKT IMP 1/2DR 6PT 11/16 DP
10-943	HDL SPIN 1/4DR 6	11-845	WR 3/8DR CRFT FLR NUT 13/16	12-232	SKT 1/2DR 6PT 1 DP	12-947	UNV JNT 1/2DR	20-224	SKT IMP 1/2DR 6PT 3/4 DP
10-945	RAT SPIN 1/4DR	11-846	WR 3/8DR CRFT FLR NUT 7/8	12-234	SKT 1/2DR 6PT 1-1/16 DP	12-948	STUD REMOV 1/2DR	20-226	SKT IMP 1/2DR 6PT 13/16 DP
10-947	UNV JNT 1/4DR	11-847	WR 3/8DR CRFT FLR NUT 15/16	12-236	SKT 1/2DR 6PT 1-1/8 DP	12-951	ADP 1/2DR 1/2FX3/8M	20-228	SKT IMP 1/2DR 6PT 7/8 DP
10-972	RAT 1/4DR 5-9/32 REPL 10-903	11-848	WR 3/8DR CRFT FLR NUT 1	12-238	SKT 1/2DR 6PT 1-3/16 DP	12-972	RAT 1/2DR 10-1/2 REPL 12-903	20-230	SKT IMP 1/2DR 6PT 15/16 DP
10R	10" LOCKING PLIER	11-849	WR 3/8DR CRFT FLR NUT 1-1/16	12-240	SKT 1/2DR 6PT 1-1/4 DP	12-973	RAT 1/2DR 15 REPL 12-904	20-566	SKT IMP 1/2DR UNV 6PT 1/2
10WR	10" LOCKING PLIER	11-850	WR 3/8DR CRFT 3/8	12-242	SKT 1/2DR 12PT 1/2 DP	12-974	RAT 1/2DR FLX 14-1/4	20-568	SKT IMP 1/2DR UNV 6PT 5/8
11-008	SKT 3/8DR 6PT 1/4	11-851	WR 3/8DR CRFT 7/16	12-318	SKT 1/2DR 12PT 9/16 DP	13-124	SKT 3/4DR 12PT 3/4	20-570	SKT IMP 1/2DR UNV 6PT 5/8
11-010	SKT 3/8DR 6PT 5/16	11-852	WR 3/8DR CRFT 1/2	12-320	SKT 1/2DR 12PT 5/8 DP	13-126	SKT 3/4DR 12PT 13/16	20-572	SKT IMP 1/2DR UNV 6PT 11/16
11-011	SKT 3/8DR 6PT 11/32	11-853	WR 3/8DR CRFT 9/16	12-322	SKT 1/2DR 12PT 11/16 DP	13-128	SKT 3/4DR 12PT 7/8	20-574	SKT IMP 1/2DR UNV 6PT 3/4

Set 15-001 1200 Pc. Ultimate Master Set Cont.

25-011	WR COMB 6PT SHT 11/32 FP	27-511	WR GEARED BOX 12PT 7/16 FP	38-108	SKT 3/8DR 12PT 8MM	39-124	SKT 1/2DR 12PT 24MM	46-711	SKT IMP 3/8DR 6PT 11MM DP
25-012	WR COMB 6PT SHT 3/8 FP	27-512	WR GEARED BOX 12PT 1/2 FP	38-109	SKT 3/8DR 12PT 9MM	39-125	SKT 1/2DR 12PT 25MM	46-712	SKT IMP 3/8DR 6PT 12MM DP
25-108	WR COMB 12PT SHT 1/4 FP	27-513	WR GEARED BOX 12PT 9/16 FP	38-110	SKT 3/8DR 12PT 10MM	39-126	SKT 1/2DR 12PT 26MM	46-713	SKT IMP 3/8DR 6PT 13MM DP
25-110	WR COMB 12PT SHT 5/16 FP	27-514	WR GEARED BOX 12PT 5/8 FP	38-111	SKT 3/8DR 12PT 11MM	39-127	SKT 1/2DR 12PT 27MM	46-714	SKT IMP 3/8DR 6PT 14MM DP
25-112	WR COMB 12PT SHT 3/8 FP	27-515	WR GEARED BOX 12PT 11/16 FP	38-112	SKT 3/8DR 12PT 12MM	39-128	SKT 1/2DR 12PT 28MM	46-715	SKT IMP 3/8DR 6PT 15MM DP
25-114	WR COMB 12PT SHT 7/16 FP	27-516	WR GEARED BOX 12PT 3/4 FP	38-113	SKT 3/8DR 12PT 13MM	39-129	SKT 1/2DR 12PT 29MM	46-716	SKT IMP 3/8DR 6PT 16MM DP
25-116	WR COMB 12PT SHT 1/2 FP	27-812	WR ANG OE 3/8 15&60D FP	38-114	SKT 3/8DR 12PT 14MM	39-130	SKT 1/2DR 12PT 30MM	46-717	SKT IMP 3/8DR 6PT 17MM DP
25-118	WR COMB 12PT SHT 9/16 FP	27-814	WR ANG OE 7/16 15&60D FP	38-115	SKT 3/8DR 12PT 15MM	39-132	SKT 1/2DR 12PT 32MM	47-010	SKT IMP 1/2DR 6PT 10MM
25-120	WR COMB 12PT SHT 5/8 FP	27-816	WR ANG OE 1/2 15&60D FP	38-116	SKT 3/8DR 12PT 16MM	39-136	SKT 1/2DR 12PT 36MM	47-011	SKT IMP 1/2DR 6PT 11MM
25-122	WR COMB 12PT SHT 11/16 FP	27-818	WR ANG OE 9/16 15&60D FP	38-117	SKT 3/8DR 12PT 17MM	39-310	SKT 1/2DR 12PT 10MM DP	47-012	SKT IMP 1/2DR 6PT 12MM
25-124	WR COMB 12PT SHT 3/4 FP	27-820	WR ANG OE 5/8 15&60D FP	38-118	SKT 3/8DR 12PT 18MM	39-311	SKT 1/2DR 12PT 11MM DP	47-013	SKT IMP 1/2DR 6PT 13MM
25-126	WR COMB 12PT SHT 13/16 FP	27-822	WR ANG OE 11/16 15&60D FP	38-119	SKT 3/8DR 12PT 19MM	39-312	SKT 1/2DR 12PT 12MM DP	47-014	SKT IMP 1/2DR 6PT 14MM
25-128	WR COMB 12PT SHT 7/8 FP	27-824	WR ANG OE 3/4 15&60D FP	38-120	SKT 3/8DR 12PT 20MM	39-313	SKT 1/2DR 12PT 13MM DP	47-015	SKT IMP 1/2DR 6PT 15MM
25-130	WR COMB 12PT SHT 15/16 FP	27-826	WR ANG OE 13/16 15&60D FP	38-121	SKT 3/8DR 12PT 21MM	39-314	SKT 1/2DR 12PT 14MM DP	47-016	SKT IMP 1/2DR 6PT 16MM
25-132	WR COMB 12PT SHT 1 FP	27-828	WR ANG OE 7/8 15&60D FP	38-122	SKT 3/8DR 12PT 22MM	39-315	SKT 1/2DR 12PT 15MM DP	47-017	SKT IMP 1/2DR 6PT 17MM
25-162	WR COMB 12PT X SHT 3/8 FP	27-830	WR ANG OE 15/16 15&60D FP	38-123	SKT 3/8DR 12PT 23MM	39-316	SKT 1/2DR 12PT 16MM DP	47-018	SKT IMP 1/2DR 6PT 18MM
25-164	WR COMB 12PT X SHT 7/16 FP	27-832	WR ANG OE 1 15&60D FP	38-126	SKT 3/8DR 12PT 26MM	39-317	SKT 1/2DR 12PT 17MM DP	47-019	SKT IMP 1/2DR 6PT 19MM
25-166	WR COMB 12PT X SHT 1/2 FP	27-834	WR ANG OE 1-1/16 15&60D FP	38-206	SKT 3/8DR 6PT 23MM DP	39-318	SKT 1/2DR 12PT 18MM DP	47-020	SKT IMP 1/2DR 6PT 20MM
25-168	WR COMB 12PT X SHT 9/16 FP	27-836	WR ANG OE 1-1/8 15&60D FP	38-207	SKT 3/8DR 6PT 7MM DP	39-319	SKT 1/2DR 12PT 19MM DP	47-021	SKT IMP 1/2DR 6PT 21MM
25-170	WR COMB 12PT X SHT 5/8 FP	27-840	WR ANG OE 1-1/4 15&60D FP	38-208	SKT 3/8DR 6PT 8MM DP	39-320	SKT 1/2DR 12PT 20MM DP	47-022	SKT IMP 1/2DR 6PT 22MM
25-172	WR COMB 12PT X SHT 11/16 FP	27-903	WR ANG OE 13/64 MDGT 15&75D FP	38-209	SKT 3/8DR 6PT 9MM DP	39-321	SKT 1/2DR 12PT 21MM DP	47-024	SKT IMP 1/2DR 6PT 24MM
25-174	WR COMB 12PT X SHT 3/4 FP	27-904	WR ANG OE 15/64 MDGT 15&75D FP	38-210	SKT 3/8DR 6PT 10MM DP	39-322	SKT 1/2DR 12PT 22MM DP	47-210	SKT IMP 1/2DR 6PT 10MM DP
25-208	WR COMB 12PT LNG 1/4 FP	27-907	WR ANG OE 7/32 MDGT 15&75D FP	38-211	SKT 3/8DR 6PT 11MM DP	39-323	SKT 1/2DR 12PT 23MM DP	47-211	SKT IMP 1/2DR 6PT 11MM DP
25-210	WR COMB 12PT LNG 5/16 FP	27-908	WR ANG OE 1/4 MDGT 15&75D FP	38-212	SKT 3/8DR 6PT 12MM DP	39-324	SKT 1/2DR 12PT 24MM DP	47-212	SKT IMP 1/2DR 6PT 12MM DP
25-212	WR COMB 12PT LNG 3/8 FP	27-909	WR ANG OE 9/32 MDGT 15&75D FP	38-213	SKT 3/8DR 6PT 13MM DP	39-325	SKT 1/2DR 12PT 25MM DP	47-213	SKT IMP 1/2DR 6PT 13MM DP
25-214	WR COMB 12PT LNG 7/16 FP	27-910	WR ANG OE 5/16 MDGT 15&75D FP	38-214	SKT 3/8DR 6PT 14MM DP	39-326	SKT 1/2DR 12PT 26MM DP	47-214	SKT IMP 1/2DR 6PT 14MM DP
25-216	WR COMB 12PT LNG 1/2 FP	27-911	WR ANG OE 11/32 MDGT 15&75D FP	38-215	SKT 3/8DR 6PT 15MM DP	39-327	SKT 1/2DR 12PT 27MM DP	47-215	SKT IMP 1/2DR 6PT 15MM DP
25-218	WR COMB 12PT LNG 9/16 FP	28-130	WR FLR NUT 6PT 3/8X7/16 FP	38-216	SKT 3/8DR 6PT 16MM DP	39-328	SKT 1/2DR 12PT 28MM DP	47-216	SKT IMP 1/2DR 6PT 16MM DP
25-220	WR COMB 12PT LNG 5/8 FP	28-135	WR FLR NUT 6PT 1/2X9/16 FP	38-217	SKT 3/8DR 6PT 17MM DP	39-329	SKT 1/2DR 12PT 29MM DP	47-217	SKT IMP 1/2DR 6PT 17MM DP
25-222	WR COMB 12PT LNG 11/16 FP	28-140	WR FLR NUT 6PT 5/8X11/16 FP	38-218	SKT 3/8DR 6PT 18MM DP	39-330	SKT 1/2DR 12PT 30MM DP	47-218	SKT IMP 1/2DR 6PT 18MM DP
25-224	WR COMB 12PT LNG 3/4 FP	28-145	WR FLR NUT 12PT 3/4X1 FP	38-219	SKT 3/8DR 6PT 19MM DP	39-332	SKT 1/2DR 12PT 32MM DP	47-219	SKT IMP 1/2DR 6PT 19MM DP
25-226	WR COMB 12PT LNG 13/16 FP	28-150	WR FLR NUT 12PT 7/8X1-1/8 FP	38-220	SKT 3/8DR 6PT 20MM DP	39-711	SKT 1/2DR HEX BIT 6MM	47-220	SKT IMP 1/2DR 6PT 20MM DP
25-228	WR COMB 12PT LNG 7/8 FP	28-406	WR ADJ 6	38-221	SKT 3/8DR 6PT 21MM DP	39-713	SKT 1/2DR HEX BIT 8MM	47-221	SKT IMP 1/2DR 6PT 21MM DP
25-230	WR COMB 12PT LNG 15/16 FP	28-408	WR ADJ 8	38-222	SKT 3/8DR 6PT 22MM DP	39-715	SKT 1/2DR HEX BIT 10MM	47-222	SKT IMP 1/2DR 6PT 22MM DP
25-232	WR COMB 12PT LNG 1 FP	28-410	WR ADJ 10	38-223	SKT 3/8DR 6PT 23MM DP	39-717	SKT 1/2DR HEX BIT 12MM	47-224	SKT IMP 1/2DR 6PT 24MM DP
25-234	WR COMB 12PT LNG 1-1/16 FP	28-412	WR ADJ 12	38-306	SKT 3/8DR 12PT 6MM DP	39-719	SKT 1/2DR HEX BIT 14MM	485	GASKET SCRAPER
25-236	WR COMB 12PT LNG 1-1/8 FP	28-418	WR ADJ 18	38-307	SKT 3/8DR 12PT 7MM DP	39-722	SKT 1/2DR HEX BIT 17MM	52-004	WR(52-104)
25-240	WR COMB 12PT LNG 1-1/4 FP	37-004	SKT 1/4DR 6PT 4MM	38-308	SKT 3/8DR 12PT 8MM DP	39-751	SKT 1/2DR HEX BIT 6MM LNG	52-005	WR(52-105)
25-242	WR COMB 12PT LNG 1-1/2 FP	37-005	SKT 1/4DR 6PT 5MM	38-309	SKT 3/8DR 12PT 9MM DP	39-753	SKT 1/2DR HEX BIT 8MM LNG	52-006	WR(52-106)
25-244	WR COMB 12PT LNG 1-3/8	37-006	SKT 1/4DR 6PT 6MM	38-310	SKT 3/8DR 12PT 10MM DP	39-755	SKT 1/2DR HEX BIT 10MM LNG	52-007	WR(52-107)
25-246	WR COMB 12PT LNG 1-7/16	37-007	SKT 1/4DR 6PT 7MM	38-311	SKT 3/8DR 12PT 11MM DP	39-757	SKT 1/2DR HEX BIT 12MM LNG	52-008	WR(52-108)
25-248	WR COMB 12PT LNG 1-1/2	37-008	SKT 1/4DR 6PT 8MM	38-312	SKT 3/8DR 12PT 12MM DP	39-759	SKT 1/2DR HEX BIT 14MM LNG	52-083	WR(52-183)
25-252	WR COMB 12PT LNG 1-5/8	37-009	SKT 1/4DR 6PT 9MM	38-313	SKT 3/8DR 12PT 13MM DP	39-762	SKT 1/2DR HEX BIT 17MM LNG	52-109	WR COMB 12PT SHT 9MM FP
25-254	WR COMB 12PT LNG 1-11/16	37-010	SKT 1/4DR 6PT 10MM	38-314	SKT 3/8DR 12PT 14MM DP	40-122	SKT 3/4DR 12PT 22MM	52-160	WR COMB 12PT XSH 10MM FP
25-256	WR COMB 12PT LNG 1-3/4	37-011	SKT 1/4DR 6PT 11MM	38-315	SKT 3/8DR 12PT 15MM DP	40-123	SKT 3/4DR 12PT 23MM	52-161	WR COMB 12PT XSH 11MM FP
25-258	WR COMB 12PT LNG 1-13/16	37-012	SKT 1/4DR 6PT 12MM	38-316	SKT 3/8DR 12PT 16MM DP	40-124	SKT 3/4DR 12PT 24MM	52-162	WR COMB 12PT XSH 12MM FP
25-260	WR COMB 12PT LNG 1-7/8	37-013	SKT 1/4DR 6PT 13MM	38-317	SKT 3/8DR 12PT 17MM DP	40-125	SKT 3/4DR 12PT 25MM	52-163	WR COMB 12PT XSH 13MM FP
25-264	WR COMB 12PT LNG 2	37-014	SKT 1/4DR 6PT 14MM	38-318	SKT 3/8DR 12PT 18MM DP	40-126	SKT 3/4DR 12PT 26MM	52-164	WR COMB 12PT XSH 14MM FP
25-412	WR COMB 12PT XL 3/8 FP	37-015	SKT 1/4DR 6PT 15MM	38-319	SKT 3/8DR 12PT 19MM DP	40-127	SKT 3/4DR 12PT 27MM	52-165	WR COMB 12PT XSH 15MM FP
25-414	WR COMB 12PT XL 7/16 FP	37-016	SKT 1/4DR 6PT 16MM	38-320	SKT 3/8DR 12PT 20MM DP	40-128	SKT 3/4DR 12PT 28MM	52-166	WR COMB 12PT XSH 16MM FP
25-416	WR COMB 12PT XL 1/2 FP	37-017	SKT 1/4DR 6PT 17MM	38-321	SKT 3/8DR 12PT 21MM DP	40-129	SKT 3/4DR 12PT 29MM	52-167	WR COMB 12PT XSH 17MM FP
25-418	WR COMB 12PT XL 9/16 FP	37-018	SKT 1/4DR 6PT 18MM	38-322	SKT 3/8DR 12PT 22MM DP	40-130	SKT 3/4DR 12PT 30MM	52-168	WR COMB 12PT XSH 18MM FP
25-420	WR COMB 12PT XL 5/8 FP	37-019	SKT 1/4DR 6PT 19MM	38-323	SKT 3/8DR 12PT 23MM DP	40-132	SKT 3/4DR 12PT 32MM	52-169	WR COMB 12PT X SHT 19MM FP
25-422	WR COMB 12PT XL 11/16 FP	37-020	SKT 1/4DR 6PT 20MM	38-324	SKT 3/8DR 12PT 24MM DP	40-135	SKT 3/4DR 12PT 35MM	52-207	WR COMB 12PT LNG 7MM
25-424	WR COMB 12PT XL 3/4 FP	37-021	SKT 1/4DR 6PT 21MM	38-325	SKT 3/8DR 12PT 25MM DP	40-136	SKT 3/4DR 12PT 36MM	52-208	WR COMB 12PT LNG 8MM
25-426	WR COMB 12PT XL 13/16 FP	37-022	SKT 1/4DR 6PT 22MM	38-326	SKT 3/8DR 12PT 26MM DP	40-138	SKT 3/4DR 12PT 38MM	52-209	WR COMB 12PT LNG 9MM
25-428	WR COMB 12PT XL 7/8 FP	37-023	SKT 1/4DR 6PT 23MM	38-327	SKT 3/8DR 12PT 27MM DP	40-141	SKT 3/4DR 12PT 41MM	52-210	WR COMB 12PT LNG 10MM
25-430	WR COMB 12PT XL 15/16 FP	37-024	SKT 1/4DR 6PT 24MM	38-328	SKT 3/8DR 12PT 28MM DP	40-142	SKT 3/4DR 12PT 42MM	52-211	WR COMB 12PT LNG 11MM
25-432	WR COMB 12PT XL 1 FP	37-025	SKT 1/4DR 6PT 25MM	38-329	SKT 3/8DR 12PT 29MM DP	40-146	SKT 3/4DR 12PT 46MM	52-212	WR COMB 12PT LNG 12MM
25-508	WR COMB FLX HD 12PT 1/4 FP	37-026	SKT 1/4DR 6PT 26MM	38-330	SKT 3/8DR 12PT 30MM DP	40-150	SKT 3/4DR 12PT 50MM	52-213	WR COMB 12PT LNG 13MM
25-510	WR COMB FLX HD 12PT 5/16 FP	37-027	SKT 1/4DR 6PT 27MM	38-331	SKT 3/8DR 12PT 31MM DP	40-322	SKT 3/4DR 12PT 22MM DP	52-214	WR COMB 12PT LNG 14MM
25-512	WR COMB FLX HD 12PT 3/8 FP	37-028	SKT 1/4DR 6PT 28MM	38-332	SKT 3/8DR 12PT 32MM DP	40-323	SKT 3/4DR 12PT 23MM DP	52-215	WR COMB 12PT LNG 15MM
25-514	WR COMB FLX HD 12PT 7/16 FP	37-029	SKT 1/4DR 6PT 29MM	38-333	SKT 3/8DR 12PT 33MM DP	40-324	SKT 3/4DR 12PT 24MM DP	52-216	WR COMB 12PT LNG 16MM
25-516	WR COMB FLX HD 12PT 1/2 FP	37-030	SKT 1/4DR 6PT 30MM	38-334	SKT 3/8DR 12PT 34MM DP	40-327	SKT 3/4DR 12PT 27MM DP	52-217	WR COMB 12PT LNG 17MM
25-518	WR COMB FLX HD 12PT 9/16 FP	37-031	SKT 1/4DR 6PT 31MM	38-335	SKT 3/8DR 12PT 35MM DP	40-330	SKT 3/4DR 12PT 30MM DP	52-218	WR COMB 12PT LNG 18MM
25-520	WR COMB FLX HD 12PT 5/8 FP	37-032	SKT 1/4DR 6PT 32MM	38-336	SKT 3/8DR 12PT 36MM DP	40-332	SKT 3/4DR 12PT 32MM DP	52-219	WR COMB 12PT LNG 19MM
25-522	WR COMB FLX HD 12PT 11/16 FP	37-033	SKT 1/4DR 6PT 33MM	38-337	SKT 3/8DR 12PT 37MM DP	40-335	SKT 3/4DR 12PT 35MM DP	52-220	WR COMB 12PT LNG 20MM
25-524	WR COMB FLX HD 12PT 3/4 FP	37-034	SKT 1/4DR 6PT 34MM	38-338	SKT 3/8DR 12PT 38MM DP	40-336	SKT 3/4DR 12PT 36MM DP	52-221	WR COMB 12PT LNG 21MM
25-526	WR COMB FLX HD 12PT 7/8 FP	37-035	SKT 1/4DR 6PT 35MM	38-339	SKT 3/8DR 12PT 39MM DP	40-338	SKT 3/4DR 12PT 38MM DP	52-222	WR COMB 12PT LNG 22MM
25-528	WR COMB FLX HD 12PT 1 FP	37-036	SKT 1/4DR 6PT 36MM	38-340	SKT 3/8DR 12PT 40MM DP	40-341	SKT 3/4DR 12PT 41MM DP	52-233	WR COMB 12PT LNG 23MM
25-600	SET WR COMB MDGT 10PC SAE FP	37-037	SKT 1/4DR 6PT 37MM	38-341	SKT 3/8DR 12PT 41MM DP	40-346	SKT 3/4DR 12PT 46MM DP	52-224	WR COMB 12PT LNG 24MM
26-022	WR OE 1/4X5/16 FP	37-038	SKT 1/4DR 6PT 38MM	38-342	SKT 3/8DR 12PT 42MM DP	40-350	SKT 3/4DR 12PT 50MM DP	53-016	WR OE 6X7MM FP
26-043	WR OE 3/8X7/16 FP	37-039	SKT 1/4DR 6PT 39MM	38-343	SKT 3/8DR 12PT 43MM DP	46-607	SKT IMP 3/8DR 6PT 7MM	53-022	WR OE 8X9MM FP
26-067	WR OE 1/2X9/16 FP	37-040	SKT 1/4DR 6PT 40MM	38-344	SKT 3/8DR 12PT 44MM DP	46-608	SKT IMP 3/8DR 6PT 8MM	53-034	WR OE 10X11MM FP
26-094	WR OE 5/8X11/16 FP	37-041	SKT 1/4DR 6PT 41MM	38-345	SKT 3/8DR 12PT 45MM DP	46-609	SKT IMP 3/8DR 6PT 9MM	53-052	WR OE 12X13MM FP
26-121	WR OE 3/4X13/16 FP	37-042	SKT 1/4DR 6PT 42MM	38-346	SKT 3/8DR 12PT 46MM DP	46-610	SKT IMP 3/8DR 6PT 10MM	53-067	WR OE 14X15MM FP
26-139	WR OE 7/8X15/16 FP	37-043	SKT 1/4DR 6PT 43MM	38-347	SKT 3/8DR 12PT 47MM DP	46-611	SKT IMP 3/8DR 6PT 11MM	53-082	

Set 15-001 1192 Pc. Ultimate Master Set Cont.

54-391	WR BX LNG 12PT 17X19MM FP	66-262	SCRDR CAB 3/16X4	67-183	PLR DIAG CUT 4-1/2 W/GRP & SPR	69-515	HMR BRS 2.5LB W/GRP	70-235	PNCH CNTR 3/8
54-415	WR BX LNG 12PT 20X22MM FP	66-268	SCRDR CAB 3/16X8	67-240	PLR NDL NSE LNG REACH 11-1/2 W	69-530	HMR DEAD BLOW STD 100Z	70-239	PNCH CNTR 1/2
54-419	WR BX LNG 12PT 21X23MM FP	66-321	SCRDR TORX T10X3			69-532	HMR DEAD BLOW STD 210Z	70-255	PNCH PRCK 3/8
54-445	WR BX LNG 12PT 24X27MM FP	66-323	SCRDR TORX T15X3			69-534	HMR DEAD BLOW STD 520Z	70-260	PNCH ROLL PIN 1/16 TIP
54-510	WR GEARED BX 12PT 10MM FP	66-324	SCRDR TORX T15X1-1/4	67-241	PLR NDL BENT NSE LNG REACH W/GRP	69-541	HMR DEAD BLW SLIMLINE 140Z	70-262	PNCH ROLL PIN 3/32 TIP
54-511	WR GEARED BX 12PT 11MM FP	66-326	SCRDR TORX T20X3			69-543	HMR DEAD BLW SLIMLINE 210Z	70-264	PNCH ROLL PIN 1/8 TIP
54-512	WR GEARED BX 12PT 12MM FP	66-327	SCRDR TORX T25X3	67-255	PLR CHN NSE 5-3/8 W/GRP	69-547	HMR DEAD BLW SLIMLINE 320Z	70-266	PNCH ROLL PIN 5/32 TIP
54-513	WR GEARED BX 12PT 13MM FP	66-329	SCRDR TORX T27X4	67-307	PLR CHN NSE 7-3/4 SD CUT W/GRP	69-605	HMR DRL 3LB WD HDL	70-268	PNCH ROLL PIN 3/16 TIP
54-514	WR GEARED BX 12PT 14MM FP	66-330	SCRDR TORX T30X4			69-625	HMR CRSS PN 3LB WD HDL 6LN	70-270	PNCH ROLL PIN 1/8 TIP
54-515	WR GEARED BX 12PT 15MM FP	66-332	SCRDR TORX T40X6	67-331	PLR CHB NSE 7-7/8 STRPR W/GRP	69-605	6" LOCKING PLIERS	70-272	PNCH ROLL PIN 1/4 TIP
54-516	WR GEARED BX 12PT 16MM FP	66-501	SCRDR SLT 1/4X4 CUSH GRP			70-000	PUNCH & CHISEL HOLDER	70-301	CHSL CLD 1/4 TIP
54-517	WR GEARED BX 12PT 17MM FP	66-502	SCRDR SLT 3/16X3 CUSH GRP	67-357	PLR NDL NSE 5-7/16 W/GRP	70-042	PNCH PIN TOOL STEEL 5/32 TIP LNG	70-303	CHSL CLD 5/16 TIP
54-518	WR GEARED BX 12PT 18MM FP	66-504	SCRDR SLT 5/16X6 CUSH GRP	67-401	PLR NDL NSE 5-7/8 CURV W/GRP			70-305	CHSL CLD 3/8 TIP
54-519	WR GEARED BX 12PT 19MM FP	66-505	SCRDR SLT 1/4X4 CUSH GRP			70-043	PNCH PIN TOOL STEEL 3/16 TIP LNG	70-309	CHSL CLD 1/2 TIP
55-310	WR RAT FLR NUT 12PT 10MM	66-507	SCRDR SLT 3/8X8 CUSH GRP			70-110	PNCH PIN TOOL STL 1/16 TIP	70-311	CHSL CLD 5/8 TIP
55-311	WR RAT FLR NUT 12PT 11MM	66-524	SCRDR PHL P #1X3 CUSH GRP	67-503	PLR DKBL 8 W/GRP	67-535	PLR END CUT 7-3/8 W/GRP	70-313	CHSL CLD 3/4 TIP
55-312	WR RAT FLR NUT 12PT 12MM	66-527	SCRDR PHL P #2X4 CUSH GRP	67-667	PLR SLP JNT 6-1/2 W/GRP	67-667	PLR SLP JNT 8 W/GRP	70-315	CHSL CLD 7/8 TIP
55-313	WR RAT FLR NUT 12PT 13MM	66-530	SCRDR PHL P #3X6 CUSH GRP	67-669	PLR SLP JNT 10 W/GRP	67-671	PLR SLP JNT 10 W/GRP	70-317	CHSL CLD 1 TIP
55-314	WR RAT FLR NUT 12PT 14MM	66-806	NUT DR 3/16 HOLL SHFT	67-671	PLR SLP JNT 10 W/GRP	67-717	PLR ANG NOSE IGNIT 5 W/GRP	70-319	CHSL CLD 1-1/8 TIP
55-315	WR RAT FLR NUT 12PT 15MM	66-807	NUT DR 7/32 HOLL SHFT	67-717	PLR ANG NOSE IGNIT 5 W/GRP	67-779	PLR TNG&GRV 10 W/GRP	70-503	ALIGNING BAR PINCH 3/4X24
55-316	WR RAT FLR NUT 12PT 16MM	66-808	NUT DR 1/4 HOLL SHFT	67-779	PLR TNG&GRV 12 W/GRP	67-781	PLR TNG&GRV 16 W/GRP	70-519	CHSL BAR ROLL 1/2X15
55-317	WR RAT FLR NUT 12PT 17MM	66-809	NUT DR 9/32 HOLL SHFT	67-781	PLR TNG&GRV 16 W/GRP	67-783	PLR TNG&GRV 16 W/GRP	70-521	CHSL BAR ROLL 5/8X18
55-318	WR RAT FLR NUT 12PT 18MM	66-810	NUT DR 5/16 HOLL SHFT	67-783	PLR TNG&GRV 16 W/GRP	67-791	PLR TNG&GRV PIPE WR 12-3/4 W/GRP	70-531	BAR PRY 12 HDL
55-319	WR RAT FLR NUT 12PT 19MM	66-811	NUT DR 11/32 HOLL SHFT	67-791	PLR TNG&GRV PIPE WR 12-3/4 W/GRP			70-533	BAR PRY 17 HDL
56134	11 PC T-HANDLE HEX KEY SET	66-812	NUT DR 3/8 HOLL SHFT	67-830	PLR IGNITION 5-1/4 W/GRP	67-905	PLR ELECTRICIAN S	70-535	BAR PRY 25 HDL
56184	11 PC SCRDR HEX KEY SET	66-814	NUT DR 7/16 HOLL SHFT	67-905	PLR ELECTRICIAN S	68-079	SET RET RNG PLR	70-537	BAR PRY 31 HDL
56188	8 PC MET SCRDR HEX KEY SET	66-816	NUT DR 1/2 HOLL SHFT	68-079	SET RET RNG PLR	68-241	SNIPS MINI 6-1/2	70-793	SET FEELER GAUGE 25 BLADE
56192	22 PC BALL PLUS SET	66-818	NUT DR 9/16 HOLL SHFT	68-241	SNIPS MINI 6-1/2	68-261	SNIPS AVN 10 OFF LFT&STRT	70-865	HCKS FLT FRM
64-042	WR TRQ 3/8DR 100-1000 IN/LB	66-820	NUT DR 5/8 HOLL SHFT	68-261	SNIPS AVN 10 OFF LFT&STRT	68-263	SNIPS AVN 10 OFF RGT&STRT	70-925	TELESCP MIRR 2-1/4 DIA
64-086	WR TRQ 1/2DR 25-250 FT/LB	66-822	NUT DR 4MM HOLL SHFT	68-263	SNIPS AVN 10 OFF RGT&STRT	68-275	SNIPS STRT 12-3/4	70-930	TELESCP MIRR 2-1/8 DIA
66-150	SCRDR PHL P #2X1-1/2	66-832	NUT DR 5.5MM HOLL SHFT	68-275	SNIPS STRT 12-3/4	68-310	KNEE UTIL RETRACT	70-973	RETR TL MAG TELESCP
66-152	SCRDR PHL P #0X2-1/2	66-833	NUT DR 6MM HOLL SHFT	68-310	KNEE UTIL RETRACT	68-445	TP MEAS 1X25 LCK AUTO	70-990	SCREW EXTRACTOR SET
66-153	SCRDR PHL P #1X3	66-834	NUT DR 7MM HOLL SHFT	68-445	TP MEAS 1X25 LCK AUTO	69-009	HMR SFT FC NO TIP 1-1/2D 120Z	72-498	PULLER KIT MULTI PURP
66-155	SCRDR PHL P #1X6	66-835	NUT DR 8MM HOLL SHFT	69-009	HMR SFT FC NO TIP 1-1/2D 120Z	69-019	HMR SFT FC NO TIP 2D 2LB	73-011	WR PIPE 10 HDL
66-156	SCRDR PHL P #2X4	66-836	NUT DR 9MM HOLL SHFT			69-155	HMR TIP 1-1/2 THG GREEN	73-014	WR PIPE 14 HDL
66-158	SCRDR PHL P #2X8	66-837	NUT DR 10MM HOLL SHFT			69-156	HMR TIP 1-1/2 MED HD CREAM	73-295	CHAIN 3/8 TO 4
66-161	SCRDR PHL P #3X6	66-838	NUT DR 11MM HOLL SHFT			69-158	HMR TIP 1-1/2 HD BLACK	78-408	C-CL DP THRT 8 STD SCREW BLK (2)
66-164	SCRDR PHL P #4X8	66-839	NUT DR 12MM HOLL SHFT			69-165	HMR TIP 2 TGH GREEN		
66-202	SCRDR SLT 1/8X3 SQ	66-840	NUT DR 13MM HOLL SHFT			69-166	HMR TIP 2 MED HD CREAM		
66-203	SCRDR SLT 3/16X4 SQ	66-924	SCR START SLT 5			69-168	HMR TIP 2 HD BLACK		
66-208	SCRDR SLT 1/4X4 SQ	66-933	SCR START PHL P 5			69-444	HMR BLL PN 8OZ WD HDL		
66-217	SCRDR SLT 5/16X6 SQ	66-943	SCR START NUT 5			69-448	HMR BLL PN 1LB WD HDL		
66-220	SCRDR SLT 3/8X8 SQ	67-069	PLR LNMM 9-1/2 W/GRP			69-452	HMR BLL PN 2LB WD HDL		
66-226	SCRDR SLT 7/16X12 SQ	67-101	PLR DIAG LNG REACH 11-1/8 HD W			69-454	HMR BLL PN 2-1/2LB WD HDL		
66-232	SCRDR SLT 1/4X1-1/2 SQ					69-490	RBR MALL 320Z 16-1/2		
66-253	SCRDR CAB 1/8X3	67-113	PLR DIAG CUT 8 HD W/GRP						
66-255	SCRDR CAB 1/8X4	67-161	PLR DIAG CUT 6-3/8 W/GRP						
66-259	SCRDR CAB 1/8X8								

Set 15-006 761 Pc. Master Set - Tools Only

10-004	SKT 1/4DR 6PT 1/8	10-821	SKT 1/4DR PHL P BIT #1	11-314	SKT 3/8DR 12PT 7/16 DP	11-848	WR 3/8DR CRFT FLR NUT 1	12-122	SKT 1/2DR 12PT 11/16
10-005	SKT 1/4DR 6PT 5/32	10-822	SKT 1/4DR PHL P BIT #2	11-316	SKT 3/8DR 12PT 1/2 DP	11-849	WR 3/8DR CRFT FLR NUT 1-1/16	12-124	SKT 1/2DR 12PT 3/4
10-006	SKT 1/4DR 6PT 3/16	10-823	SKT 1/4DR PHL P BIT #3	11-318	SKT 3/8DR 12PT 9/16 DP	11-850	WR 3/8DR CRFT 3/8	12-126	SKT 1/2DR 12PT 13/16
10-007	SKT 1/4DR 6PT 7/32	10-870	SKT 1/4DR TRX BIT T10	11-320	SKT 3/8DR 12PT 5/8 DP	11-851	WR 3/8DR CRFT 7/16	12-128	SKT 1/2DR 12PT 7/8
10-008	SKT 1/4DR 6PT 1/4	10-872	SKT 1/4DR TRX BIT T15	11-322	SKT 3/8DR 12PT 11/16 DP	11-852	WR 3/8DR CRFT 1/2	12-130	SKT 1/2DR 12PT 15/16
10-009	SKT 1/4DR 6PT 9/32	10-874	SKT 1/4DR TRX BIT T20	11-324	SKT 3/8DR 12PT 3/4 DP	11-853	WR 3/8DR CRFT 9/16	12-132	SKT 1/2DR 12PT 1
10-010	SKT 1/4DR 6PT 5/16	10-876	SKT 1/4DR TRX BIT T25	11-326	SKT 3/8DR 12PT 13/16 DP	11-854	WR 3/8DR CRFT 5/8	12-134	SKT 1/2DR 12PT 1-1/16
10-011	SKT 1/4DR 6PT 11/32	10-878	SKT 1/4DR TRX BIT T27	11-328	SKT 3/8DR 12PT 7/8 DP	11-855	WR 3/8DR CRFT 11/16	12-136	SKT 1/2DR 12PT 1-1/8
10-012	SKT 1/4DR 6PT 3/8	10-880	SKT 1/4DR TRX BIT T30	11-330	SKT 3/8DR 12PT 15/16 DP	11-856	WR 3/8DR CRFT 3/4	12-140	SKT 1/2DR 12PT 1-1/4
10-014	SKT 1/4DR 6PT 7/16	10-918	HDL FLX 1/4DR 5-3/4	11-332	SKT 3/8DR 12PT 1 DP	11-857	WR 3/8DR CRFT 13/16	12-146	SKT 1/2DR 12PT 1/2 DP
10-016	SKT 1/4DR 6PT 1/2	10-921	EXTEN 1/4DR 2	11-408	SKT 3/8DR 8PT 1/4	11-858	WR 3/8DR CRFT 7/8	12-318	SKT 1/2DR 12PT 9/16 DP
10-018	SKT 1/4DR 6PT 9/16	10-922	EXTEN 1/4DR 4	11-410	SKT 3/8DR 8PT 5/16	11-872	SKT 3/8DR TRX BIT T15	12-320	SKT 1/2DR 12PT 5/8 DP
10-204	SKT 1/4DR 6PT 1/8 DP	10-923	EXTEN 1/4DR 6	11-412	SKT 3/8DR 8PT 3/8	11-874	SKT 3/8DR TRX BIT T20	12-322	SKT 1/2DR 12PT 11/16 DP
10-205	SKT 1/4DR 6PT 5/32 DP	10-925	EXTEN 1/4DR 14	11-414	SKT 3/8DR 8PT 7/16	11-876	SKT 3/8DR TRX BIT T25	12-324	SKT 1/2DR 12PT 3/4 DP
10-206	SKT 1/4DR 6PT 3/16 DP	10-929	EXTEN 1/4DR FLX 6	11-416	SKT 3/8DR 8PT 1/2	11-878	SKT 3/8DR TRX BIT T27	12-326	SKT 1/2DR 12PT 13/16 DP
10-207	SKT 1/4DR 6PT 7/32 DP	10-931	ADP 1/4DR LCK 1-5/8	11-512	SKT 3/8DR UNV 12PT 3/8	11-880	SKT 3/8DR TRX BIT T30	12-328	SKT 1/2DR 12PT 7/8 DP
10-208	SKT 1/4DR 6PT 1/4 DP	10-935	HDL SPD 1/4DR 15-3/4	11-514	SKT 3/8DR UNV 12PT 7/16	11-882	SKT 3/8DR TRX BIT T40	12-330	SKT 1/2DR 12PT 15/16 DP
10-209	SKT 1/4DR 6PT 9/32 DP	10-938	HDL T 1/4DR 4-1/2	11-516	SKT 3/8DR UNV 12PT 1/2	11-884	SKT 3/8DR TRX BIT T45	12-332	SKT 1/2DR 12PT 1 DP
10-210	SKT 1/4DR 6PT 5/16 DP	10-943	HDL SPIN 1/4DR 6	11-518	SKT 3/8DR UNV 12PT 9/16	11-886	SKT 3/8DR TRX BIT T50	12-334	SKT 1/2DR 12PT 1-1/16 DP
10-211	SKT 1/4DR 6PT 11/32 DP	10-945	RAT SPIN 1/4DR	11-520	SKT 3/8DR UNV 12PT 5/8	11-915	RAT 3/8DR RH 7-1/2	12-336	SKT 1/2DR 12PT 1-1/8 DP
10-212	SKT 1/4DR 6PT 3/8 DP	10-947	UNV JNT 1/4DR	11-522	SKT 3/8DR UNV 12PT 11/16	11-918	HDL FLX 3/8DR 8-1/2	12-340	SKT 1/2DR 12PT 1-1/4 DP
10-214	SKT 1/4DR 6PT 7/16 DP	10-972	RAT 1/4DR 5-9/32 REPL	11-524	SKT 3/8DR UNV 12PT 3/4	11-922	EXTEN 3/8DR 3	12-516	SKT 1/2DR UNV 12PT 1/2
10-216	SKT 1/4DR 6PT 1/2 DP	10WR	10" LOCKING PLIERS	11-708	SKT 3/8DR HEX BIT 1/8	11-923	EXTEN 3/8DR 6	12-518	SKT 1/2DR UNV 12PT 9/16
10-218	SKT 1/4DR 6PT 9/16 DP	11-108	SKT 3/8DR 12PT 1/4	11-710	SKT 3/8DR HEX BIT 5/32	11-927	EXTEN 3/8DR 12	12-520	SKT 1/2DR UNV 12PT 5/8
10-408	SKT 1/4DR 4PT 1/4	11-110	SKT 3/8DR 12PT 5/16	11-711	SKT 3/8DR HEX BIT 3/16	11-928	EXTEN 3/8DR 20	12-522	SKT 1/2DR UNV 12PT 11/16
10-410	SKT 1/4DR 8PT 5/16	11-112	SKT 3/8DR 12PT 3/8	11-712	SKT 3/8DR HEX BIT 7/32	11-929	EXTEN FLX 3/8DR 7-1/4	12-524	SKT 1/2DR UNV 12PT 3/4
10-412	SKT 1/4DR 8PT 3/8	11-114	SKT 3/8DR 12PT 7/16	11-713	SKT 3/8DR HEX BIT 1/4	11-931	ADP 3/8DR LCK 2-1/8	12-713	SKT 1/2DR HEX BIT 1/4
10-705	SKT 1/4 DR HEX BIT 5/64	11-116	SKT 3/8DR 12PT 1/2	11-714	SKT 3/8DR HEX BIT 5/16	11-935	HDL SPD 3/8DR 16-1/2	12-714	SKT 1/2DR HEX BIT 5/16
10-706	SKT 1/4 DR HEX BIT 3/32	11-118	SKT 3/8DR 12PT 9/16	11-715	SKT 3/8DR HEX BIT 3/8	11-938	HDL T 3/8DR 8	12-715	SKT 1/2DR HEX BIT 3/8
10-707	SKT 1/4 DR HEX BIT 7/64	11-120	SKT 3/8DR 12PT 5/8	11-802	SKT 3/8DR SLT BIT 1/4	11-943	HDL SPIN 3/8DR 6	12-716	SKT 1/2DR HEX BIT 7/16
10-708	SKT 1/4 DR HEX BIT 1/8	11-122	SKT 3/8DR 12PT 11/16	11-822	SKT 3/8DR PHL P BIT #2	11-947	UNV JNT 3/8DR	12-717	SKT 1/2DR HEX BIT 1/2
10-709	SKT 1/4 DR HEX BIT 9/64	11-124	SKT 3/8DR 12PT 3/4	11-825	SKT 3/8DR PHL P BIT #3	11-951	ADP 3/8DR 3/8FX1/4M	12-718	SKT 1/2DR HEX BIT 9/16
10-710	SKT 1/4 DR HEX BIT 5/32	11-126	SKT 3/8DR 12PT 13/16	11-828	SKT 3/8DR PHL P BIT #4	11-972	RAT 3/8DR 7-3/8 REPL 11-903	12-719	SKT 1/2DR HEX BIT 5/8
10-711	SKT 1/4 DR HEX BIT 3/16	11-128	SKT 3/8DR 12PT 7/8	11-842	WR 3/8DR CRFT FLR NUT 5/8	11-973	RAT 3/8DR 10-1/2 REPL 11-904	12-840	WR 1/2DR CRFT FLR NUT 1-1/8
10-712	SKT 1/4 DR HEX BIT 7/32	11-130	SKT 3/8DR 12PT 15/16	11-843	WR 3/8DR CRFT FLR NUT 11/16	12-112	SKT 1/2DR 12PT 3/8	12-841	WR 1/2DR CRFT FLR NUT 1-3/16
10-713	SKT 1/4 DR HEX BIT 1/4	11-132	SKT 3/8DR 12PT 1	11-844	WR 3/8DR CRFT FLR NUT 3/4	12-114	SKT 1/2DR 12PT 7/16	12-842	WR 1/2DR CRFT FLR NUT 1-1/4
10-714	SKT 1/4 DR HEX BIT 5/16	11-308	SKT 3/8DR 12PT 1/4 DP	11-845	WR 3/8DR CRFT FLR NUT 13/16	12-116	SKT 1/2DR 12PT 1/2	12-843	WR 1/2DR CRFT FLR NUT 1-5/16
10-801	SKT 1/4DR SLT BIT 3/16	11-310	SKT 3/8DR 12PT 5/16 DP	11-846	WR 3/8DR CRFT FLR NUT 7/8	12-118	SKT 1/2DR 12PT 9/16	12-844	WR 1/2DR CRFT FLR NUT 1-3/8

Master Set Contents

Set 15-006 761 Pc. Master Set Cont.

12-845	WR 1/2DR CRFT FLR NUT 1-7/16	20-226	SKT IMP 1/2DR 6PT 13/16 DP	27-511	WR GEARED BOX 12PT 7/16 FP	38-316	SKT 3/8DR 12PT 16MM DP	52-221	WR COMB 12PT LNG 21MM
12-846	WR 1/2DR CRFT FLR NUT 1-1/2	20-228	SKT IMP 1/2DR 6PT 7/8 DP	27-512	WR GEARED BOX 12PT 1/2 FP	38-317	SKT 3/8DR 12PT 17MM DP	53-016	WR OE 6X7MM FP
12-847	WR 1/2DR CRFT FLR NUT 1-9/16	20-230	SKT IMP 1/2DR 6PT 15/16 DP	27-513	WR GEARED BOX 12PT 9/16 FP	38-318	SKT 3/8DR 12PT 18MM DP	53-022	WR OE 8X9MM FP
12-848	WR 1/2DR CRFT FLR NUT 1-5/8	25-004	WR COMB 6PT SHT 1/8 FP	27-514	WR GEARED BOX 12PT 5/8 FP	38-319	SKT 3/8DR 12PT 19MM DP	53-034	WR OE 10X11MM FP
12-849	WR 1/2DR CRFT FLR NUT 1-11/16	25-005	WR COMB 6PT SHT 5/32 FP	27-515	WR GEARED BOX 12PT 11/16 FP	38-320	SKT 3/8DR 12PT 20MM DP	53-052	WR OE 12X13MM FP
12-850	WR 1/2DR CRFT FLR NUT 1-3/4	25-006	WR COMB 6PT SHT 3/16 FP	27-516	WR GEARED BOX 12PT 3/4 FP	38-321	SKT 3/8DR 12PT 21MM DP	53-067	WR OE 14X15MM FP
12-851	WR 1/2DR CRFT FLR NUT 1-13/16	25-008	WR COMB 6PT SHT 1/4 FP	27-812	WR ANG OE 3/8 15&60D FP	38-322	SKT 3/8DR 12PT 22MM DP	53-082	WR OE 16X17MM FP
12-852	WR 1/2DR CRFT FLR NUT 1-7/8	25-009	WR COMB 6PT SHT 9/32 FP	27-814	WR ANG OE 7/16 15&60D FP	38-323	SKT 3/8DR 12PT 23MM DP	53-096	WR OE 18X19MM FP
12-853	WR 1/2DR CRFT FLR NUT 1-15/16	25-010	WR COMB 6PT SHT 5/16 FP	27-816	WR ANG OE 1/2 15&60D FP	38-707	SKT 3/8DR HEX BIT 4MM	53-115	WR OE 20X22MM FP
12-854	WR 1/2DR CRFT FLR NUT 2	25-011	WR COMB 6PT SHT 11/32 FP	27-818	WR ANG OE 9/16 15&60D FP	38-709	SKT 3/8DR HEX BIT 5MM	53-119	WR OE 21X23MM FP
12-878	SKT 1/2DR TRX BIT T27	25-012	WR COMB 6PT SHT 3/8 FP	27-820	WR ANG OE 5/8 15&60D FP	38-711	SKT 3/8DR HEX BIT 6MM	53-142	WR OE 24X26MM FP
12-880	SKT 1/2DR TRX BIT T30	25-108	WR COMB 12PT SHT 1/4 FP	27-822	WR ANG OE 11/16 15&60D FP	38-712	SKT 3/8DR HEX BIT 7MM	54-322	WR BX LNG 12PT 8X9MM FP
12-882	SKT 1/2DR TRX BIT T40	25-110	WR COMB 12PT SHT 5/16 FP	27-824	WR ANG OE 3/4 15&60D FP	38-713	SKT 3/8DR HEX BIT 8MM	54-334	WR BX LNG 12PT 10X11MM FP
12-884	SKT 1/2DR TRX BIT T45	25-112	WR COMB 12PT SHT 3/8 FP	27-826	WR ANG OE 13/16 15&60D FP	38-714	SKT 3/8DR HEX BIT 9MM	54-352	WR BX LNG 12PT 12X13MM FP
12-886	SKT 1/2DR TRX BIT T50	25-114	WR COMB 12PT SHT 7/16 FP	27-828	WR ANG OE 1/2 15&60D FP	38-715	SKT 3/8DR HEX BIT 10MM	54-367	WR BX LNG 12PT 14X15MM FP
12-888	SKT 1/2DR TRX BIT T55	25-116	WR COMB 12PT SHT 1/2 FP	27-830	WR ANG OE 15/16 15&60D FP	38-850	WR 3/8DR CRFT 10 MM	54-385	WR BX LNG 12PT 16X18MM FP
12-892	SKT 1/2DR DRAG LNK 7/64	25-118	WR COMB 12PT SHT 9/16 FP	27-832	WR ANG OE 1 15&60D FP	38-851	WR 3/8DR CRFT 11 MM	54-391	WR BX LNG 12PT 17X19MM FP
12-915	RAT 1/2DR RH 10-1/2	25-120	WR COMB 12PT SHT 5/8 FP	27-834	WR ANG OE 1-1/16 15&60D FP	38-852	WR 3/8DR CRFT 12 MM	54-415	WR BX LNG 12PT 20X22MM FP
12-918	HDL FLX 1/2DR 17	25-122	WR COMB 12PT SHT 11/16 FP	27-836	WR ANG OE 1-1/8 15&60D FP	38-853	WR 3/8DR CRFT 13 MM	54-419	WR BX LNG 12PT 21X23MM FP
12-923	EXTEN 1/2DR 5	25-124	WR COMB 12PT SHT 3/4 FP	27-840	WR ANG OE 1-1/4 15&60D FP	38-854	WR 3/8DR CRFT 14 MM	54-445	WR BX LNG 12PT 24X27MM FP
12-924	EXTEN 1/2DR 10	25-126	WR COMB 12PT SHT 13/16 FP	27-903	WR ANG OE 1-1/2 15&60D FP	38-855	WR 3/8DR CRFT 15 MM	54-510	WR GEARED BOX 12PT 10MM FP
12-927	EXTEN 1/2DR 20	25-128	WR COMB 12PT SHT 7/8 FP	27-904	WR ANG OE 15/64 MDGT 15&75D FP	38-856	WR 3/8DR CRFT 16 MM	54-511	WR GEARED BOX 12PT 11MM FP
12-945	RAT SPIN 1/2DR	25-130	WR COMB 12PT SHT 15/16 FP	27-907	WR ANG OE 7/32 MDGT 15&75D FP	38-857	WR 3/8DR CRFT 17 MM	54-512	WR GEARED BOX 12PT 12MM FP
12-948	STUD REMOV 1/2DR	25-132	WR COMB 12PT SHT 1 FP	27-909	WR ANG OE 1/4 MDGT 15&75D FP	38-858	WR 3/8DR CRFT 18 MM	54-513	WR GEARED BOX 12PT 13MM FP
12-972	RAT 1/2DR 10-1/2 REPL 12-903	25-162	WR COMB 12PT X SHT 3/8 FP	27-911	WR ANG OE 9/32 MDGT 15&75D FP	38-859	WR 3/8DR CRFT 19 MM	54-514	WR GEARED BOX 12PT 14MM FP
12-974	RAT 1/2DR FLX 14-1/4	25-164	WR COMB 12PT X SHT 7/16 FP	27-912	WR ANG OE 1/2 MDGT 15&75D FP	38-861	WR 3/8DR CRFT 21 MM	54-515	WR GEARED BOX 12PT 15MM FP
13-128	SKT 3/4DR 12PT 7/8	25-166	WR COMB 12PT X SHT 1/2 FP	27-914	WR ANG OE 5/16 MDGT 15&75D FP	38-862	WR 3/8DR CRFT 22 MM	54-516	WR GEARED BOX 12PT 16MM FP
13-130	SKT 3/4DR 12PT 15/16	25-168	WR COMB 12PT X SHT 9/16 FP	27-916	WR ANG OE 3/8 MDGT 15&75D FP	39-110	SKT 1/2DR 12PT 10MM	54-517	WR GEARED BOX 12PT 17MM FP
13-132	SKT 3/4DR 12PT 1	25-170	WR COMB 12PT X SHT 11/16 FP	27-918	WR ANG OE 1/2 MDGT 15&75D FP	39-111	SKT 1/2DR 12PT 11MM	54-518	WR GEARED BOX 12PT 18MM FP
13-134	SKT 3/4DR 12PT 1-1/16	25-174	WR COMB 12PT X SHT 3/4 FP	27-919	WR ANG OE 11/32 MDGT 15&75D FP	39-112	SKT 1/2DR 12PT 12MM	54-519	WR GEARED BOX 12PT 19MM FP
13-136	SKT 3/4DR 12PT 1-1/8	25-208	WR COMB 12PT LNG 1/4 FP	27-921	WR ANG OE 1/4 MDGT 15&75D FP	39-113	SKT 1/2DR 12PT 13MM	55-310	WR RAT FLR NUT 12PT 10MM
13-138	SKT 3/4DR 12PT 1-3/16	25-210	WR COMB 12PT LNG 5/16 FP	27-922	WR ANG OE 3/8 MDGT 15&75D FP	39-114	SKT 1/2DR 12PT 14MM	55-311	WR RAT FLR NUT 12PT 11MM
13-140	SKT 3/4DR 12PT 1-1/4	25-212	WR COMB 12PT LNG 3/8 FP	28-130	WR FLR NUT 6PT 3/8X7/16 FP	39-115	SKT 1/2DR 12PT 15MM	55-312	WR RAT FLR NUT 12PT 12MM
13-142	SKT 3/4DR 12PT 1-5/8	25-214	WR COMB 12PT LNG 7/16 FP	28-135	WR FLR NUT 6PT 1/2X9/16 FP	39-116	SKT 1/2DR 12PT 16MM	55-313	WR RAT FLR NUT 12PT 13MM
13-144	SKT 3/4DR 12PT 1-3/8	25-216	WR COMB 12PT LNG 1/2 FP	28-140	WR FLR NUT 6PT 5/8X11/16 FP	39-117	SKT 1/2DR 12PT 17MM	55-314	WR RAT FLR NUT 12PT 14MM
13-146	SKT 3/4DR 12PT 1-7/16	25-218	WR COMB 12PT LNG 9/16 FP	28-145	WR FLR NUT 12PT 3/4X1 FP	39-118	SKT 1/2DR 12PT 18MM	55-315	WR RAT FLR NUT 12PT 15MM
13-148	SKT 3/4DR 12PT 1-1/2	25-222	WR COMB 12PT LNG 5/8 FP	28-150	WR FLR NUT 12PT 7/8X1-1/8 FP	39-119	SKT 1/2DR 12PT 19MM	55-316	WR RAT FLR NUT 12PT 16MM
13-150	SKT 3/4DR 12PT 1-9/16	25-224	WR COMB 12PT LNG 3/4 FP	28-406	WR ADJ 6	39-120	SKT 1/2DR 12PT 20MM	55-317	WR RAT FLR NUT 12PT 17MM
13-152	SKT 3/4DR 12PT 1-5/8	25-226	WR COMB 12PT LNG 13/16 FP	28-408	WR ADJ 8	39-121	SKT 1/2DR 12PT 21MM	55-318	WR RAT FLR NUT 12PT 18MM
13-154	SKT 3/4DR 12PT 1-11/16	25-228	WR COMB 12PT LNG 7/8 FP	28-410	WR ADJ 10	39-122	SKT 1/2DR 12PT 22MM	55-319	WR RAT FLR NUT 12PT 19MM
13-156	SKT 3/4DR 12PT 1-3/4	25-230	WR COMB 12PT LNG 15/16 FP	28-412	WR ADJ 12	39-123	SKT 1/2DR 12PT 23MM	56134	11 PC T-HANDLE HEX KEY SET
13-158	SKT 3/4DR 12PT 1-13/16	25-232	WR COMB 12PT LNG 1 FP	28-414	WR ADJ 18	39-124	SKT 1/2DR 12PT 24MM	56184	11 PC SCRDR HEX KEY SET
13-160	SKT 3/4DR 12PT 1-7/8	25-234	WR COMB 12PT LNG 1-1/16 FP	28-418	WR ADJ 18	39-125	SKT 1/2DR 12PT 25MM	56188	8 PC MET SCRDR HEX KEY SET
13-164	SKT 3/4DR 12PT 2	25-236	WR COMB 12PT LNG 1-1/8 FP	37-004	SKT 1/4DR 6PT 4MM	39-126	SKT 1/2DR 12PT 26MM	56192	22 PC BALL PLUS SET
13-168	SKT 3/4DR 12PT 2-1/8	25-238	WR COMB 12 PT 1-3/16	37-005	SKT 1/4DR 6PT 5MM	39-127	SKT 1/2DR 12PT 27MM	64-086	WR TRQ 1/2DR 25-250 FT/LB
13-170	SKT 3/4DR 12PT 2-3/16	25-240	WR COMB 12PT LNG 1-5/16	37-006	SKT 1/4DR 6PT 6MM	39-128	SKT 1/2DR 12PT 28MM	66-150	SCRDR PHL P #2X1-1/2
13-172	SKT 3/4DR 12PT 2-1/4	25-242	WR COMB 12PT LNG 1-5/16	37-007	SKT 1/4DR 6PT 7MM	39-129	SKT 1/2DR 12PT 29MM	66-152	SCRDR PHL P #OX2-1/2
13-176	SKT 3/4DR 12PT 2-3/8	25-244	WR COMB 12PT LNG 1-3/8	37-008	SKT 1/4DR 6PT 8MM	39-130	SKT 1/2DR 12PT 30MM	66-153	SCRDR PHL P #1X3
13-918	HDL FLX 3/4DR 22	25-246	WR COMB 12PT LNG 1-7/16	37-009	SKT 1/4DR 6PT 9MM	39-132	SKT 1/2DR 12PT 32MM	66-155	SCRDR PHL P #1X6
13-922	EXTEN 3/4DR 5	25-248	WR COMB 12PT LNG 1-1/2	37-010	SKT 1/4DR 6PT 10MM	39-136	SKT 1/2DR 12PT 36MM	66-156	SCRDR PHL P #2X4
13-923	EXTEN 3/4DR 8	25-252	WR COMB 12PT LNG 1-5/8	37-011	SKT 1/4DR 6PT 11MM	39-310	SKT 1/2DR 12PT 10MM DP	66-158	SCRDR PHL P #2X8
13-925	EXTEN 3/4DR 16	25-412	WR COMB 12PT XL 3/8 FP	37-012	SKT 1/4DR 6PT 12MM	39-311	SKT 1/2DR 12PT 11MM DP	66-161	SCRDR PHL P #3X6
13-938	HDL T 3/4DR 17-1/2	25-414	WR COMB 12PT XL 7/16 FP	37-013	SKT 1/4DR 6PT 13MM	39-312	SKT 1/2DR 12PT 12MM DP	66-164	SCRDR PHL P #4X8
13-947	UNV JNT 3/4DR	25-416	WR COMB 12PT XL 1/2 FP	37-014	SKT 1/4DR 6PT 14MM	39-313	SKT 1/2DR 12PT 13MM DP	66-203	SCRDR PHL P #16X4 SQ
13-972	RAT 3/4DR 19	25-418	WR COMB 12PT XL 9/16 FP	37-083	SKT 1/4DR 6PT 5.5MM	39-314	SKT 1/2DR 12PT 14MM DP	66-208	SCRDR SLT 1/4X4 SQ
19-608	SKT IMP 3/8DR 6PT 1/4	25-420	WR COMB 12PT XL 5/8 FP	37-703	SKT 1/4DR HEX BIT 2MM	39-315	SKT 1/2DR 12PT 15MM DP	66-217	SCRDR SLT 5/16X6 SQ
19-610	SKT IMP 3/8DR 6PT 5/16	25-422	WR COMB 12PT XL 11/16 FP	37-704	SKT 1/4DR HEX BIT 2.5MM	39-316	SKT 1/2DR 12PT 16MM DP	66-220	SCRDR SLT 3/8X8 SQ
19-612	SKT IMP 3/8DR 6PT 3/8	25-424	WR COMB 12PT XL 3/4 FP	37-705	SKT 1/4DR HEX BIT 3MM	39-317	SKT 1/2DR 12PT 17MM DP	66-226	SCRDR SLT 7/16X12 SQ
19-614	SKT IMP 3/8DR 6PT 7/16	25-426	WR COMB 12PT XL 13/16 FP	37-707	SKT 1/4DR HEX BIT 4MM	39-318	SKT 1/2DR 12PT 18MM DP	66-232	SCRDR SLT 1/4X1-1/2 SQ
19-616	SKT IMP 3/8DR 6PT 1/2	25-428	WR COMB 12PT XL 7/8 FP	37-709	SKT 1/4DR HEX BIT 5MM	39-319	SKT 1/2DR 12PT 19MM DP	66-253	SCRDR CAB 1/8X3
19-618	SKT IMP 3/8DR 6PT 9/16	25-430	WR COMB 12PT XL 15/16 FP	37-711	SKT 1/4DR HEX BIT 6MM	39-320	SKT 1/2DR 12PT 20MM DP	66-255	SCRDR CAB 1/8X4
19-620	SKT IMP 3/8DR 6PT 5/8	25-432	WR COMB 12PT XL 1 FP	38-106	SKT 3/8DR 12PT 6MM	39-321	SKT 1/2DR 12PT 21MM DP	66-259	SCRDR CAB 1/8X8
19-622	SKT IMP 3/8DR 6PT 11/16	25-508	WR COMB FLX HD 12PT 1/4 FP	38-107	SKT 3/8DR 12PT 7MM	39-322	SKT 1/2DR 12PT 22MM DP	66-262	SCRDR CAB 3/16X4
19-624	SKT IMP 3/8DR 6PT 3/4	25-510	WR COMB FLX HD 12PT 5/16 FP	38-108	SKT 3/8DR 12PT 8MM	39-323	SKT 1/2DR 12PT 23MM DP	66-268	SCRDR CAB 3/16X8
19-708	SKT IMP 3/8DR 6PT DP 1/4	25-512	WR COMB FLX HD 12PT 3/8 FP	38-109	SKT 3/8DR 12PT 9MM	39-324	SKT 1/2DR 12PT 24MM DP	66-806	NUT DR 3/16 HOLL SHFT
19-710	SKT IMP 3/8DR 6PT DP 5/16	25-514	WR COMB FLX HD 12PT 7/16 FP	38-110	SKT 3/8DR 12PT 10MM	39-325	SKT 1/2DR 12PT 25MM DP	66-807	NUT DR 7/32 HOLL SHFT
19-712	SKT IMP 3/8DR 6PT DP 3/8	25-516	WR COMB FLX HD 12PT 1/2 FP	38-111	SKT 3/8DR 12PT 11MM	39-326	SKT 1/2DR 12PT 26MM DP	66-808	NUT DR 1/4 HOLL SHFT
19-714	SKT IMP 3/8DR 6PT DP 7/16	25-518	WR COMB FLX HD 12PT 9/16 FP	38-112	SKT 3/8DR 12PT 12MM	39-327	SKT 1/2DR 12PT 27MM DP	66-809	NUT DR 9/32 HOLL SHFT
19-716	SKT IMP 3/8DR 6PT DP 1/2	25-520	WR COMB FLX HD 12PT 5/8 FP	38-113	SKT 3/8DR 12PT 13MM	39-328	SKT 1/2DR 12PT 28MM DP	66-810	NUT DR 5/16 HOLL SHFT
19-718	SKT IMP 3/8DR 6PT DP 9/16	25-522	WR COMB FLX HD 12PT 11/16 FP	38-114	SKT 3/8DR 12PT 14MM	39-329	SKT 1/2DR 12PT 29MM DP	66-811	NUT DR 11/32 HOLL SHFT
19-720	SKT IMP 3/8DR 6PT DP 5/8	25-524	WR COMB FLX HD 12PT 3/4 FP	38-115	SKT 3/8DR 12PT 15MM	39-330	SKT 1/2DR 12PT 30MM DP	66-812	NUT DR 3/8 HOLL SHFT
19-722	SKT IMP 3/8DR 6PT DP 11/16	25-526	WR COMB FLX HD 12PT 13/16 FP	38-116	SKT 3/8DR 12PT 16MM	39-332	SKT 1/2DR 12PT 32MM DP	66-814	NUT DR 7/16 HOLL SHFT
19-724	SKT IMP 3/8DR 6PT DP 3/4	25-528	WR COMB FLX HD 12PT 7/8 FP	38-117	SKT 3/8DR 12PT 17MM	39-711	SKT 1/2DR HEX BIT 6MM	66-816	NUT DR 1/2 HOLL SHFT
20-016	SKT IMP 1/2DR 6PT 1/2	26-022	WR OE 1/4X5/16 FP	38-118	SKT 3/8DR 12PT 18MM	39-713	SKT 1/2DR HEX BIT 8MM	66-818	NUT DR 9/16 HOLL SHFT
20-018	SKT IMP 1/2DR 6PT 9/16	26-043	WR OE 3/8X7/16 FP	38-119	SKT 3/8DR 12PT 19MM	39-715	SKT 1/2DR HEX BIT 10MM	66-820	NUT DR 5/8 HOLL SHFT
20-020	SKT IMP 1/2DR 6PT 5/8	26-067	WR OE 1/2X9/16 FP	38-120	SKT 3/8DR 12PT 20MM	39-717	SKT 1/2DR HEX BIT 12MM	66-924	SCR START SLT 5
20-022	SKT IMP 1/2DR 6PT 11/16	26-094	WR OE 5/8X11/16 FP	38-121	SKT 3/8DR 12PT 21MM	39-719	SKT 1/2DR HEX BIT 14MM	66-943	SCR START PHL P 5
20-024	SKT IMP 1/2DR 6PT 3/4	26-121	WR OE 3/4X13/16 FP	38-122	SKT 3/8DR 12PT 22MM	52-207	WR COMB 12PT LNG 7MM	66-993	SCR START NUT 5
20-026	SKT IMP 1/2DR 6PT 13/16	26-139	WR OE 7/8X15/16 FP	38-123	SKT 3/8DR 12PT 23MM				

Set 15-006 761 Pc. Master Set Cont.

67-717	PLR ANG NSE IGNIT 5 W/GRP	69-490	RBR MALL 32OZ 16-1/2	70-131	PNCH PIN 1/4 TIP	70-303	CHSL CLD 5/16 TIP	70-865	HCKS FLT FRM
67-779	PLR TNG&GRV 10 W/GRP	69-515	HMR BRS 2.5LB W/GRP	70-155	PNCH START 3/32 TIP	70-305	CHSL CLD 3/8 TIP	70-925	TELESCP MIRR 2-1/4 DIA
67-783	PLR TNG&GRV 16 W/GRP	69-530	HMR DEAD BLOW STD 100Z	70-157	PNCH START 1/8 TIP	70-309	CHSL CLD 1/2 TIP	70-933	RETR TL MAG TELESCP
67-830	PLR IGNITION 5-1/4 W/GRP	69-532	HMR DEAD BLOW STD 210Z	70-161	PNCH START 3/16 TIP	70-311	CHSL CLD 5/8 TIP	70-970	SCREW EXTRACTOR SET
68-079	SET RET RING PLR	69-543	HMR DEAD BLOW SLIMLINE 210Z	70-163	PNCH START 7/32 TIP	70-313	CHSL CLD 3/4 TIP	73-010	WR PIPE 10 HD
68-241	SNIPS MINI 6-1/2	69-605	HMR DRL 3LB WD HDL	70-165	PNCH START 1/4 TIP	70-315	CHSL CLD 7/8 TIP	73-014	WR PIPE 14 HD
68-255	SNIPS AVN 10 STRT	6LN	6" LOCKING PLIERS	70-189	PNCH DRFT 1/8 TIP	70-317	CHSL CLD 1 TIP	73-018	WR PIPE 18 HD
68-275	SNIPS STRT 12-3/4	70-000	PUNCH & CHISEL HOLDER	70-193	PNCH DRFT 3/16 TIP	70-319	CHSL CLD 1-1/8 TIP	73-295	CHAIN 3/8 TO 4
68-310	KNE UTIL RETRACT	70-103	PNCH PIN 3/32 TIP	70-197	PNCH DRFT 1/4 TIP	70-503	ALIGNING BAR PINCH 5/8X16	78-406	C-CL THRT DP 6 STD SCREW BLK (2)
68-445	TP MEAS 1X25 LCK AUTO	70-105	PNCH PIN 1/8 TIP	70-235	PNCH CNTR 3/8	70-505	ALIGNING BAR PINCH 3/4X24	7WR	7" LOCKING PLIERS
69-444	HMR BLL PN 8OZ WD HDL	70-107	PNCH PIN 5/32 TIP	70-239	PNCH CNTR 1/2	70-519	CHSL BAR ROLL 1/2X15		
69-448	HMR BLL PN 1LB WD HDL	70-109	PNCH PIN 3/16 TIP	70-255	PNCH PRCK 3/8	70-521	CHSL BAR ROLL 5/8X18		
69-452	HMR BLL PN 2LB WD HDL	70-129	PNCH PIN 7/32 TIP	70-301	CHSL CLD 1/4 TIP	70-793	SET FEELER GAUGE 25 BLADE		

Set 15-011 623 Pc. Master Set - Tools Only

10-006	SKT 1/4DR 6PT 3/16	11-330	SKT 3/8DR 12PT 15/16 DP	12-322	SKT 1/2DR 12PT 11/16 DP	25-008	WR COMB 6PT SHT 1/4 FP	27-914	WR ANG OE 7/16 MDGT 15&75D FP
10-007	SKT 1/4DR 6PT 7/32	11-332	SKT 3/8DR 12PT 1 DP	12-324	SKT 1/2DR 12PT 3/4 DP	25-009	WR COMB 6PT SHT 9/32 FP	27-916	WR ANG OE 1/2 MDGT 15&75D FP
10-008	SKT 1/4DR 6PT 1/4	11-408	SKT 3/8DR 8PT 1/4	12-326	SKT 1/2DR 12PT 13/16 DP	25-010	WR COMB 6PT SHT 5/16 FP	28-212	WR COMB FLR NUT 6PT 3/8 FP
10-009	SKT 1/4DR 6PT 9/32	11-410	SKT 3/8DR 8PT 5/16	12-328	SKT 1/2DR 12PT 7/8 DP	25-011	WR COMB 6PT SHT 11/32 FP	28-214	WR COMB FLR NUT 6PT 7/16 FP
10-010	SKT 1/4DR 6PT 5/16	11-412	SKT 3/8DR 8PT 3/8	12-330	SKT 1/2DR 12PT 15/16 DP	25-012	WR COMB 6PT SHT 3/8 FP	28-216	WR COMB FLR NUT 6PT 1/2 FP
10-011	SKT 1/4DR 6PT 11/32	11-414	SKT 3/8DR 8PT 7/16	12-332	SKT 1/2DR 12PT 1 DP	25-210	WR COMB 12PT LNG 5/16 FP	28-218	WR COMB FLR NUT 6PT 9/16 FP
10-012	SKT 1/4DR 6PT 3/8	11-416	SKT 3/8DR 8PT 1/2	12-334	SKT 1/2DR 12PT 1-1/16 DP	25-212	WR COMB 12PT LNG 3/8 FP	28-220	WR COMB FLR NUT 6PT 5/8 FP
10-014	SKT 1/4DR 6PT 7/16	11-512	SKT 3/8DR UNV 12PT 3/8	12-336	SKT 1/2DR 12PT 1-1/8 DP	25-214	WR COMB 12PT LNG 7/16 FP	28-222	WR COMB FLR NUT 6PT 11/16 FP
10-016	SKT 1/4DR 6PT 1/2	11-514	SKT 3/8DR UNV 12PT 7/16	12-340	SKT 1/2DR 12PT 1-1/4 DP	25-216	WR COMB 12PT LNG 1/2 FP	28-224	WR COMB FLR NUT 6PT 3/4 FP
10-018	SKT 1/4DR 6PT 9/16	11-516	SKT 3/8DR UNV 12PT 1/2	12-412	SKT 1/2DR 8PT 3/8	25-218	WR COMB 12PT LNG 9/16 FP	28-312	WR RAT FLR NUT 12PT 3/8
10-206	SKT 1/4DR 6PT 3/16 DP	11-518	SKT 3/8DR UNV 12PT 9/16	12-414	SKT 1/2DR 8PT 7/16	25-220	WR COMB 12PT LNG 5/8 FP	28-314	WR RAT FLR NUT 12PT 7/16
10-207	SKT 1/4DR 6PT 7/32 DP	11-520	SKT 3/8DR UNV 12PT 5/8	12-416	SKT 1/2DR 8PT 1/2	25-222	WR COMB 12PT LNG 11/16 FP	28-316	WR RAT FLR NUT 12PT 1/2
10-208	SKT 1/4DR 6PT 1/4 DP	11-522	SKT 3/8DR UNV 12PT 11/16	12-418	SKT 1/2DR 8PT 9/16	25-224	WR COMB 12PT LNG 3/4 FP	28-318	WR RAT FLR NUT 12PT 9/16
10-209	SKT 1/4DR 6PT 9/32 DP	11-524	SKT 3/8DR UNV 12PT 3/4	12-420	SKT 1/2DR 8PT 5/8	25-226	WR COMB 12PT LNG 13/16 FP	28-320	WR RAT FLR NUT 12PT 5/8
10-210	SKT 1/4DR 6PT 5/16 DP	11-708	SKT 3/8DR HEX BIT 1/8	12-422	SKT 1/2DR 8PT 11/16	25-228	WR COMB 12PT LNG 7/8 FP	28-322	WR RAT FLR NUT 12PT 11/16
10-211	SKT 1/4DR 6PT 11/32 DP	11-710	SKT 3/8DR HEX BIT 5/32	12-424	SKT 1/2DR 8PT 3/4	25-230	WR COMB 12PT LNG 15/16 FP	28-324	WR RAT FLR NUT 12PT 3/4
10-212	SKT 1/4DR 6PT 3/8 DP	11-711	SKT 3/8DR HEX BIT 3/16	12-426	SKT 1/2DR 8PT 13/16	25-232	WR COMB 12PT LNG 1 FP	28-406	WR ADJ 6
10-214	SKT 1/4DR 6PT 7/16 DP	11-712	SKT 3/8DR HEX BIT 7/32	12-428	SKT 1/2DR 8PT 7/8	25-234	WR COMB 12PT LNG 1-1/16 FP	28-408	WR ADJ 8
10-216	SKT 1/4DR 6PT 1/2 DP	11-713	SKT 3/8DR HEX BIT 1/4	12-432	SKT 1/2DR 8PT 1	25-236	WR COMB 12PT LNG 1-1/8 FP	28-410	WR ADJ 10
10-218	SKT 1/4DR 6PT 9/16 DP	11-714	SKT 3/8DR HEX BIT 5/16	12-516	SKT 1/2DR UNV 12PT 1/2	25-240	WR COMB 12PT LNG 1-1/4 FP	28-412	WR ADJ 12
10-408	SKT 1/4DR 4PT 1/4	11-715	SKT 3/8DR HEX BIT 3/8	12-518	SKT 1/2DR UNV 12PT 9/16	25-242	WR COMB 12PT LNG 1-5/16	28-415	WR ADJ 15
10-410	SKT 1/4DR 8PT 5/16	11-802	SKT 3/8DR SLT BIT 1/4	12-520	SKT 1/2DR UNV 12PT 5/8	25-244	WR COMB 12PT LNG 1-3/8	3470	HOOK & PIN PULLER
10-412	SKT 1/4DR 8PT 3/8	11-822	SKT 3/8DR PHLP BIT #2	12-713	SKT 1/2DR HEX BIT 1/4	25-246	WR COMB 12PT LNG 1-7/16	37-004	SKT 1/4DR 6PT 4MM
10-704	SKT 1/4 DR HEX BIT 1/16	11-825	SKT 3/8DR PHLP BIT #3	12-714	SKT 1/2DR HEX BIT 5/16	25-248	WR COMB 12PT LNG 1-1/2	37-005	SKT 1/4DR 6PT 5MM
10-705	SKT 1/4 DR HEX BIT 5/64	11-828	SKT 3/8DR PHLP BIT #4	12-715	SKT 1/2DR HEX BIT 3/8	25-512	WR COMB FLX HD 12PT 3/8 FP	37-006	SKT 1/4DR 6PT 6MM
10-706	SKT 1/4 DR HEX BIT 3/32	11-850	WR 3/8DR CRFT 3/8	12-716	SKT 1/2DR HEX BIT 7/16	25-514	WR COMB FLX HD 12PT 7/16 FP	37-007	SKT 1/4DR 6PT 7MM
10-707	SKT 1/4 DR HEX BIT 7/64	11-851	WR 3/8DR CRFT 1/2	12-717	SKT 1/2DR HEX BIT 1	25-516	WR COMB FLX HD 12PT 1 1/2 FP	37-008	SKT 1/4DR 6PT 8MM
10-708	SKT 1/4 DR HEX BIT 1/8	11-852	WR 3/8DR CRFT 1/2	12-718	SKT 1/2DR HEX BIT 9/16	25-518	WR COMB FLX HD 12PT 9/16 FP	37-009	SKT 1/4DR 6PT 9MM
10-709	SKT 1/4 DR HEX BIT 9/64	11-853	WR 3/8DR CRFT 9/16	12-719	SKT 1/2DR HEX BIT 5/8	25-520	WR COMB FLX HD 12PT 5/8 FP	37-010	SKT 1/4DR 6PT 10MM
10-710	SKT 1/4 DR HEX BIT 5/32	11-854	WR 3/8DR CRFT 5/8	12-892	SKT 1/2DR DRAG LNK 7/64	25-522	WR COMB FLX HD 12PT 11/16 FP	37-011	SKT 1/4DR 6PT 11MM
10-711	SKT 1/4 DR HEX BIT 3/16	11-855	WR 3/8DR CRFT 11/16	12-893	SKT 1/2DR DRAG LNK 3/32	25-524	WR COMB FLX HD 12PT 3/4 FP	37-012	SKT 1/4DR 6PT 12MM
10-712	SKT 1/4 DR HEX BIT 7/32	11-856	WR 3/8DR CRFT 3/4	12-918	HDL FLX 1/2DR 1/2	26-022	WR OE 1/4X5/16 FP	37-013	SKT 1/4DR 6PT 13MM
10-713	SKT 1/4 DR HEX BIT 1/4	11-857	WR 3/8DR CRFT 13/16	12-921	EXTEN 1/2DR 2-1/2	26-034	WR OE 5/16X3/8 FP	37-014	SKT 1/4DR 6PT 14MM
10-714	SKT 1/4 DR HEX BIT 5/16	11-858	WR 3/8DR CRFT 7/8	12-923	EXTEN 1/2DR 5	26-058	WR OE 7/16X1/2 FP	37-083	SKT 1/4DR 6PT 5.5MM
10-801	SKT 1/4DR SLT BIT 3/16	11-874	SKT 3/8DR TRX BIT T20	12-924	EXTEN 1/2DR 10	26-067	WR OE 1/2X9/16 FP	37-204	SKT 1/4DR 6PT 4MM DP
10-802	SKT 1/4DR SLT BIT 1/4	11-876	SKT 3/8DR TRX BIT T25	12-935	HDL SPD 1/2DR 19	26-079	WR OE 9/16X5/8 FP	37-205	SKT 1/4DR 6PT 5MM DP
10-821	SKT 1/4DR PHLP BIT #1	11-878	SKT 3/8DR TRX BIT T27	12-938	HDL T 1/2DR 11	26-097	WR OE 5/8X3/4 FP	37-206	SKT 1/4DR 6PT 6MM DP
10-822	SKT 1/4DR PHLP BIT #2	11-880	SKT 3/8DR TRX BIT T30	12-944	ADP RAT 1/2DR	26-106	WR OE 11/16X3/4 FP	37-207	SKT 1/4DR 6PT 7MM DP
10-823	SKT 1/4DR PHLP BIT #3	11-882	SKT 3/8DR TRX BIT T40	12-947	UNV JNT 1/2DR	26-133	WR OE 13/16X7/8 FP	37-208	SKT 1/4DR 6PT 8MM DP
10-918	HDL FLX 1/4DR 5-3/4	11-884	SKT 3/8DR TRX BIT T45	12-972	RAT 1/2DR 10-1/2 REPL 12-903	26-151	WR OE 15/16X1 FP	37-209	SKT 1/4DR 6PT 9MM DP
10-921	EXTEN 1/4DR 2	11-918	HDL FLX 3/8DR 8-1/2	12-973	RAT 1/2DR 15 REPL 12-904	26-166	WR OE 1-1/16X1-1/8 FP	37-210	SKT 1/4DR 6PT 10MM DP
10-922	EXTEN 1/4DR 4	11-922	EXTEN 3/8DR 3	12-974	RAT 1/2DR FLX 14-1/4	26-643	WR BX 12PT LNG 3/8X7/16 FP	37-211	SKT 1/4DR 6PT 11MM DP
10-923	EXTEN 1/4DR 6	11-923	EXTEN 3/8DR 6	13-128	SKT 3/4DR 12PT 7/8	26-658	WR BX 12PT LNG 7/16X1/2 FP	37-212	SKT 1/4DR 6PT 12MM DP
10-929	EXTEN 1/4DR FLX 6	11-927	EXTEN 3/8DR 12	13-130	SKT 3/4DR 12PT 15/16	26-679	WR BX 12PT LNG 9/16X5/8 FP	37-213	SKT 1/4DR 6PT 13MM DP
10-935	HDL SPD 1/4DR 15-3/4	11-929	EXTEN FLX 3/8DR 7-1/4	13-132	SKT 3/4DR 12PT 1	26-706	WR BX 12PT LNG 11/16X3/4 FP	37-214	SKT 1/4DR 6PT 14MM DP
10-938	HDL T 1/4DR 4-1/2	11-935	HDL SPD 3/8DR 16-1/2	13-134	SKT 3/4DR 12PT 1-1/16	26-733	WR BX 12PT LNG 13/16X7/8 FP	37-283	SKT 1/4DR 6PT 5.5MM DP
10-943	HDL SPIN 1/4DR 6	11-938	HDL T 3/8DR 8	13-136	SKT 3/4DR 12PT 1-1/8	26-751	WR BX 12PT LNG 15/16X1 FP	37-703	SKT 1/4DR HEX BIT 2MM
10-947	UNV JNT 1/4DR	11-947	UNV JNT 3/8DR	13-138	SKT 3/4DR 12PT 1-3/16	26-766	WR BX 12PT LNG 1-1/16X1-1/8 FP	37-704	SKT 1/4DR HEX BIT 2.5MM
10-972	RAT 1/4DR 5-9/32	11-972	RAT 3/8DR 7-3/8 REPL 11-903	13-140	SKT 3/4DR 12PT 1-1/4	27-143	WR BX 12PT SHT 3/8X7/16 FP	37-705	SKT 1/4DR HEX BIT 3MM
10R	10" LOCKING PLIERS	11-974	RAT 3/8DR FLX 9-1/2	13-142	SKT 3/4DR 12PT 1-5/16	27-167	WR BX 12PT SHT 1/2X9/16 FP	37-707	SKT 1/4DR HEX BIT 4MM
11-108	SKT 3/8DR 12PT 1/4	12-112	SKT 1/2DR 12PT 3/8	13-144	SKT 3/4DR 12PT 1-3/8	27-194	WR BX 12PT SHT 5/8X11/16 FP	37-709	SKT 1/4DR HEX BIT 5MM
11-110	SKT 3/8DR 12PT 5/16	12-114	SKT 1/2DR 12PT 7/16	13-146	SKT 3/4DR 12PT 1-7/16	27-206	WR BX 12PT SHT 11/16X3/4 FP	37-711	SKT 1/4DR HEX BIT 6MM
11-112	SKT 3/8DR 12PT 3/8	12-116	SKT 1/2DR 12PT 1/2	13-148	SKT 3/4DR 12PT 1-1/2	27-343	WR BX 12PT LNG 3/8X7/16 FP	38-108	SKT 3/8DR 12PT 8MM
11-114	SKT 3/8DR 12PT 7/16	12-118	SKT 1/2DR 12PT 9/16	13-150	SKT 3/4DR 12PT 1-9/16	27-367	WR BX 12PT LNG 1/2X9/16 FP	38-109	SKT 3/8DR 12PT 9MM
11-116	SKT 3/8DR 12PT 1/2	12-119	SKT 1/2DR 12PT 19/32	13-152	SKT 3/4DR 12PT 1-5/8	27-394	WR BX 12PT LNG 5/8X11/16 FP	38-110	SKT 3/8DR 12PT 10MM
11-118	SKT 3/8DR 12PT 9/16	12-120	SKT 1/2DR 12PT 5/8	13-154	SKT 3/4DR 12PT 1-11/16	27-424	WR BX 12PT LNG 3/4X7/8 FP	38-111	SKT 3/8DR 12PT 11MM
11-120	SKT 3/8DR 12PT 5/8	12-122	SKT 1/2DR 12PT 11/16	13-156	SKT 3/4DR 12PT 1-3/4	27-451	WR BX 12PT LNG 15/16X1 FP	38-112	SKT 3/8DR 12PT 12MM
11-122	SKT 3/8DR 12PT 11/16	12-124	SKT 1/2DR 12PT 3/4	13-158	SKT 3/4DR 12PT 1-13/16	27-466	WR BX 12PT LNG 1-1/16X1-1/8 FP	38-113	SKT 3/8DR 12PT 13MM
11-124	SKT 3/8DR 12PT 3/4	12-125	SKT 1/2DR 12PT 25/32	13-160	SKT 3/4DR 12PT 1-7/8	27-510	WR GEARED BOX 12PT 3/8 FP	38-114	SKT 3/8DR 12PT 14MM
11-126	SKT 3/8DR 12PT 13/16	12-126	SKT 1/2DR 12PT 13/16	13-164	SKT 3/4DR 12PT 2	27-511	WR GEARED BOX 12PT 7/16 FP	38-115	SKT 3/8DR 12PT 15MM
11-128	SKT 3/8DR 12PT 7/8	12-128	SKT 1/2DR 12PT 7/8	13-168	SKT 3/4DR 12PT 2-1/8	27-512	WR GEARED BOX 12PT 1/2 FP	38-116	SKT 3/8DR 12PT 16MM
11-130	SKT 3/8DR 12PT 15/16	12-130	SKT 1/2DR 12PT 15/16	13-170	SKT 3/4DR 12PT 2-3/16	27-513	WR GEARED BOX 12PT 9/16 FP	38-117	SKT 3/8DR 12PT 17MM
11-132	SKT 3/8DR 12PT 1	12-132	SKT 1/2DR 12PT 1	13-172	SKT 3/4DR 12PT 2-1/4	27-514	WR GEARED BOX 12PT 5/8 FP	38-118	SKT 3/8DR 12PT 18MM
11-308	SKT 3/8DR 12PT 1/4 DP	12-134	SKT 1/2DR 12PT 1-1/16	13-176	SKT 3/4DR 12PT 2-3/8	27-515	WR GEARED BOX 12PT 11/16 FP	38-119	SKT 3/8DR 12PT 19MM
11-310	SKT 3/8DR 12PT 5/16 DP	12-136	SKT 1/2DR 12PT 1-1/8	13-918	HDL FLX 3/4DR 22	27-516	WR GEARED BOX 12PT 3/4 FP	38-308	SKT 3/8DR 12PT 8MM DP
11-312	SKT 3/8DR 12PT 3/8 DP	12-138	SKT 1/2DR 12PT 1-3/16	13-922	EXTEN 3/4DR 5	27-904			

Set 15-011 623 Pc. Master Set Cont.

38-317 SKT 3/8DR 12PT 17MM DP	39-719 SKT 1/2DR HEX BIT 14MM	54-516 WR GEARED BOX 12PT 16MM FP	66-933 SCR START PHLP 5	70-129 PNCH PIN 7/32 TIP
38-318 SKT 3/8DR 12PT 18MM DP	39-722 SKT 1/2DR HEX BIT 17MM	54-517 WR GEARED BOX 12PT 17MM FP	67-067 PLR LNMM 8-1/2 W/GRP	70-131 PNCH PIN 1/4 TIP
38-319 SKT 3/8DR 12PT 19MM DP	485 GASKET SCRAPER	54-518 WR GEARED BOX 12PT 18MM FP	67-109 PLR DIAG CUT 7 HD W/GRP	70-155 PNCH START 3/32 TIP
38-707 SKT 3/8DR HEX BIT 4MM	52-207 WR COMB 12PT LNG 7MM FP	54-519 WR GEARED BOX 12PT 19MM FP	67-161 PLR DIAG CUT 6-3/8 W/GRP	70-157 PNCH START 1/8 TIP
38-709 SKT 3/8DR HEX BIT 5MM	52-208 WR COMB 12PT LNG 8MM FP	55-307 WR RAT FLR NUT 12PT 7MM	67-305 PLR CHN NSE 6-1/3 SD CUT W/GRP	70-161 PNCH START 3/16 TIP
38-711 SKT 3/8DR HEX BIT 6MM	52-209 WR COMB 12PT LNG 9MM FP	55-308 WR RAT FLR NUT 12PT 8MM	67-357 PLR NDL NSE 5-7/16 W/GRP	70-163 PNCH START 7/32 TIP
38-712 SKT 3/8DR HEX BIT 7MM	52-210 WR COMB 12PT LNG 10MM FP	55-309 WR RAT FLR NUT 12PT 9MM	67-401 PLR NDL NSE 5-7/8 CURV W/GRP	70-165 PNCH START 1/4 TIP
38-713 SKT 3/8DR HEX BIT 8MM	52-211 WR COMB 12PT LNG 11MM FP	55-310 WR RAT FLR NUT 12PT 10MM	67-503 PLR DKBL 8 W/GRP	70-189 PNCH DRFT 1/8 TIP
38-714 SKT 3/8DR HEX BIT 9MM	52-212 WR COMB 12PT LNG 12MM FP	55-311 WR RAT FLR NUT 12PT 11MM	67-535 PLR END CUT 7-3/8 W/GRP	70-193 PNCH DRFT 3/16 TIP
38-715 SKT 3/8DR HEX BIT 10MM	52-213 WR COMB 12PT LNG 13MM FP	55-312 WR RAT FLR NUT 12PT 12MM	67-667 PLR SLP JNT 6-1/2 W/GRP	70-197 PNCH DRFT 1/4 TIP
38-850 WR 3/8DR CRFT 10 MM	52-214 WR COMB 12PT LNG 14MM FP	55-313 WR RAT FLR NUT 12PT 13MM	67-669 PLR SLP JNT 8 W/GRP	70-239 PNCH CNTR 1/2
38-851 WR 3/8DR CRFT 11 MM	52-215 WR COMB 12PT LNG 15MM FP	55-314 WR RAT FLR NUT 12PT 14MM	67-717 PLR TNG&GRV 5 W/GRP	70-253 PNCH PRCK 5/16
38-852 WR 3/8DR CRFT 12 MM	52-216 WR COMB 12PT LNG 16MM FP	55-315 WR RAT FLR NUT 12PT 15MM	67-777 PLR TNG&GRV 6 W/GRP	70-301 CHSL CLD 1/4 TIP
38-853 WR 3/8DR CRFT 13 MM	52-217 WR COMB 12PT LNG 17MM FP	56193 13 PC BALL PLUS SET	67-779 PLR TNG&GRV 10 W/GRP	70-303 CHSL CLD 5/16 TIP
38-854 WR 3/8DR CRFT 14 MM	52-218 WR COMB 12PT LNG 18MM FP	56194 9 PC METRIC BALL PLUS SET	67-783 PLR TNG&GRV 16 W/GRP	70-305 CHSL CLD 3/8 TIP
38-855 WR 3/8DR CRFT 15 MM	52-219 WR COMB 12PT LNG 19MM FP	64-086 WR TRO 1/2DR 25-250 FT/LB	67-901 PLR WIRE STRPR CRMP CUT 8-1/4	70-309 CHSL CLD 1/2 TIP
38-856 WR 3/8DR CRFT 16 MM	52-220 WR COMB 12PT LNG 20MM FP	66-150 SCRDR PHLP #2X1-1/2	68-025 PLR RET RNG CONV .038 OD	70-311 CHSL CLD 5/8 TIP
38-857 WR 3/8DR CRFT 17 MM	52-221 WR COMB 12PT LNG 21MM FP	66-152 SCRDR PHLP #0X2-1/2	68-026 PLR RET RNG CONV .038 45D	70-313 CHSL CLD 3/4 TIP
38-858 WR 3/8DR CRFT 18 MM	52-222 WR COMB 12PT LNG 22MM FP	66-153 SCRDR PHLP #1X3	68-027 PLR RET RNG CONV .038 90D	70-315 CHSL CLD 7/8 TIP
38-859 WR 3/8DR CRFT 19 MM	52-223 WR COMB 12PT LNG 23MM FP	66-155 SCRDR PHLP #1X6	68-028 PLR RET RNG CONV .047 OD	70-317 CHSL CLD 1 TIP
38-861 WR 3/8DR CRFT 21 MM	52-224 WR COMB 12PT LNG 24MM FP	66-156 SCRDR PHLP #2X4	68-029 PLR RET RNG CONV .047 45D	70-319 CHSL CLD 1-1/8 TIP
38-862 WR 3/8DR CRFT 22 MM	53-016 WR OE 6X7MM FP	66-158 SCRDR PHLP #2X8	68-030 PLR RET RNG CONV .047 90D	70-503 ALIGNING BAR PINCH 5/8X16
39-110 SKT 1/2DR 12PT 10MM	53-022 WR OE 8X9MM FP	66-161 SCRDR PHLP #3X6	68-031 PLR RET RNG CONV .070 OD	70-505 ALIGNING BAR PINCH 3/4X24
39-111 SKT 1/2DR 12PT 11MM	53-034 WR OE 10X11MM FP	66-164 SCRDR PHLP #4X8	68-032 PLR RET RNG CONV .070 45D	70-519 CHSL BAR ROLL 1/2X15
39-112 SKT 1/2DR 12PT 12MM	53-052 WR OE 12X13MM FP	66-203 SCRDR SLT 3/16X4 SQ	68-033 PLR RET RNG CONV .070 90D	70-521 CHSL BAR ROLL 5/8X18
39-113 SKT 1/2DR 12PT 13MM	53-067 WR OE 14X15MM FP	66-208 SCRDR SLT 1/4X4 SQ	68-034 PLR RET RNG CONV .090 OD	70-865 HCKS FLT FRM
39-114 SKT 1/2DR 12PT 14MM	53-082 WR OE 16X17MM FP	66-217 SCRDR SLT 5/16X6 SQ	68-035 PLR RET RNG CONV .090 45D	70-929 TELESCP MIRROR 2-1/8 DIA
39-115 SKT 1/2DR 12PT 15MM	53-096 WR OE 18X19MM FP	66-220 SCRDR SLT 3/8X8 SQ	68-036 PLR RET RNG CONV .090 90D	70-933 SCR EXTR 1/8
39-116 SKT 1/2DR 12PT 16MM	53-115 WR OE 20X22MM FP	66-226 SCRDR SLT 1/2X12 SQ	68-241 SNIPS MINI 6-1/2	70-952 SCR EXTR 3/16
39-117 SKT 1/2DR 12PT 17MM	53-119 WR OE 21X23MM FP	66-232 SCRDR SLT 1/4X1-1/2 SQ	68-255 SNIPS AVN 10 STRT	70-954 SCR EXTR 5/16
39-118 SKT 1/2DR 12PT 18MM	53-142 WR OE 24X26MM FP	66-253 SCRDR CAB 1/8X3	68-275 SNIPS STRT 12-3/4	70-956 SCR EXTR 1/8
39-119 SKT 1/2DR 12PT 19MM	53-616 WR BX LNG 12PT 6X7MM	66-255 SCRDR CAB 1/8X4	68-310 KNIFE UTIL RETRACT	70-958 SCR EXTR 3/8
39-120 SKT 1/2DR 12PT 20MM	53-622 WR BX LNG 12PT 8X9MM	66-259 SCRDR CAB 1/8X8	68-445 TP MEAS 1X25 LCK AUTO	70-960 SCR EXTR 15/32
39-121 SKT 1/2DR 12PT 21MM	53-634 WR BX LNG 12PT 10X11MM	66-262 SCRDR CAB 3/16X4	69-444 HMR BLL PN 8OZ WD HDL	70-962 SCR EXTR 9/16
39-122 SKT 1/2DR 12PT 22MM	53-652 WR BX LNG 12PT 12X13MM	66-268 SCRDR CAB 3/16X8	69-448 HMR BLL PN 1LB WD HDL	70-964 SCR EXTR 21/32
39-123 SKT 1/2DR 12PT 23MM	53-667 WR BX LNG 12PT 14X15MM	66-806 NUT DR 3/16 HOLL SHFT	69-452 HMR BLL PN 2LB WD HDL	70-966 SCR EXTR 13/16
39-124 SKT 1/2DR 12PT 24MM	53-685 WR BX LNG 12PT 16X18MM	66-807 NUT DR 7/32 HOLL SHFT	69-490 RBR MALL 32OZ 16-1/2	72-441 PULLER CONE 2/3 JAW
39-316 SKT 1/2DR 12PT 16MM DP	53-691 WR BX LNG 12PT 17X19MM	66-808 NUT DR 1/4 HOLL SHFT	69-513 HMR BRS 1.5LB W/GRP	73-014 WR PIPE 14 HD
39-317 SKT 1/2DR 12PT 17MM DP	53-719 WR BX LNG 12PT 21X23MM	66-809 NUT DR 9/32 HOLL SHFT	69-532 HMR DEAD BLOW STD 21OZ	73-018 WR PIPE 18 HD
39-318 SKT 1/2DR 12PT 18MM DP	53-727 WR BX LNG 12PT 22X24MM	66-810 NUT DR 5/16 HOLL SHFT	69-534 HMR DEAD BLOW STD 52OZ	73-295 CHAIN 3/8 TO 4
39-319 SKT 1/2DR 12PT 19MM DP	53-762 WR BX LNG 12PT 27X30MM	66-811 NUT DR 11/32 HOLL SHFT	70-000 PUNCH & CHISEL HOLDER	78-404 C-L THRT DP 4 STD BLK (2)
39-320 SKT 1/2DR 12PT 20MM DP	53-775 WR BX LNG 12PT 30X32MM	66-812 NUT DR 3/8 HOLL SHFT	70-103 PNCH PIN 3/32 TIP	77R 7 LOCKING PLIERS
39-321 SKT 1/2DR 12PT 21MM DP	54-510 WR GEARED BOX 12PT 10MM FP	66-814 NUT DR 7/16 HOLL SHFT	70-105 PNCH PIN 1/8 TIP	
39-322 SKT 1/2DR 12PT 22MM DP	54-511 WR GEARED BOX 12PT 11MM FP	66-816 NUT DR 1/2 HOLL SHFT	70-107 PNCH PIN 5/32 TIP	
39-324 SKT 1/2DR 12PT 24MM DP	54-512 WR GEARED BOX 12PT 12MM FP	66-818 NUT DR 9/16 HOLL SHFT	70-109 PNCH PIN 3/16 TIP	
39-325 SKT 1/2DR 12PT 25MM DP	54-513 WR GEARED BOX 12PT 13MM FP	66-820 NUT DR 5/8 HOLL SHFT		
39-326 SKT 1/2DR 12PT 26MM DP	54-514 WR GEARED BOX 12PT 14MM FP	66-924 SCR START SLT 5		
39-717 SKT 1/2DR HEX BIT 12MM	54-515 WR GEARED BOX 12PT 15MM FP			

Set 15-017 453 Pc. Master Set - Tools Only

10-006 SKT 1/4DR 6PT 3/16	10-918 HDL FLX 1/4DR 5-3/4	11-412 SKT 3/8DR 8PT 3/8	11-922 EXTEN 3/8DR 3	12-334 SKT 1/2DR 12PT 1-1/16 DP
10-007 SKT 1/4DR 6PT 7/32	10-921 EXTEN 1/4DR 2	11-414 SKT 3/8DR 8PT 7/16	11-923 EXTEN 3/8DR 6	12-336 SKT 1/2DR 12PT 1-1/8 DP
10-008 SKT 1/4DR 6PT 1/4	10-922 EXTEN 1/4DR 4	11-416 SKT 3/8DR 8PT 1/2	11-927 EXTEN 3/8DR 12	12-340 SKT 1/2DR 12PT 1-1/4 DP
10-009 SKT 1/4DR 6PT 9/32	10-923 EXTEN 1/4DR 6	11-512 SKT 3/8DR UNV 12PT 3/8	11-929 EXTEN FLX 3/8DR 7-1/4	12-412 SKT 1/2DR 8PT 3/8
10-010 SKT 1/4DR 6PT 5/16	10-929 EXTEN 1/4DR FLX 6	11-514 SKT 3/8DR UNV 12PT 7/16	11-935 HDL SPD 3/8DR 16-1/2	12-414 SKT 1/2DR 8PT 7/16
10-011 SKT 1/4DR 6PT 11/32	10-935 HDL SPD 1/4DR 15-3/4	11-516 SKT 3/8DR UNV 12PT 1/2	11-938 HDL T 3/8DR 8	12-416 SKT 1/2DR 8PT 1/2
10-012 SKT 1/4DR 6PT 3/8	10-938 HDL T 1/4DR 4-1/2	11-518 SKT 3/8DR UNV 12PT 9/16	11-947 UNV JNT 3/8DR	12-418 SKT 1/2DR 8PT 9/16
10-014 SKT 1/4DR 6PT 7/16	10-943 HDL SPIN 1/4DR 6	11-520 SKT 3/8DR UNV 12PT 5/8	11-972 RAT 3/8DR 7-3/8	12-420 SKT 1/2DR 8PT 5/8
10-016 SKT 1/4DR 6PT 1/2	10-947 UNV JNT 1/4DR	11-522 SKT 3/8DR UNV 12PT 11/16	11-974 RAT 3/8DR FLX 9-1/2	12-422 SKT 1/2DR 8PT 11/16
10-018 SKT 1/4DR 6PT 9/16	10-972 RAT 1/4DR 5-9/32 REPL 10-903	11-524 SKT 3/8DR UNV 12PT 3/4	12-112 SKT 1/2DR 12PT 3/8	12-424 SKT 1/2DR 8PT 3/4
10-206 SKT 1/4DR 6PT 3/16 DP	10R 10 LOCKING PLIERS	11-708 SKT 3/8DR HEX BIT 1/8	12-114 SKT 1/2DR 12PT 7/16	12-426 SKT 1/2DR 8PT 13/16
10-207 SKT 1/4DR 6PT 7/32 DP	11-108 SKT 3/8DR 12PT 1/4	11-710 SKT 3/8DR HEX BIT 5/32	12-116 SKT 1/2DR 12PT 1/2	12-428 SKT 1/2DR 8PT 7/8
10-208 SKT 1/4DR 6PT 1/4 DP	11-110 SKT 3/8DR 12PT 5/16	11-711 SKT 3/8DR HEX BIT 3/16	12-118 SKT 1/2DR 12PT 9/16	12-432 SKT 1/2DR 8PT 1
10-209 SKT 1/4DR 6PT 9/32 DP	11-112 SKT 3/8DR 12PT 3/8	11-712 SKT 3/8DR HEX BIT 7/32	12-119 SKT 1/2DR 12PT 19/32	12-516 SKT 1/2DR UNV 12PT 1/2
10-210 SKT 1/4DR 6PT 5/16 DP	11-114 SKT 3/8DR 12PT 7/16	11-713 SKT 3/8DR HEX BIT 1/4	12-120 SKT 1/2DR 12PT 5/8	12-518 SKT 1/2DR UNV 12PT 9/16
10-211 SKT 1/4DR 6PT 11/32 DP	11-116 SKT 3/8DR 12PT 1/2	11-714 SKT 3/8DR HEX BIT 5/16	12-122 SKT 1/2DR 12PT 11/16	12-520 SKT 1/2DR UNV 12PT 5/8
10-212 SKT 1/4DR 6PT 3/8 DP	11-118 SKT 3/8DR 12PT 9/16	11-715 SKT 3/8DR HEX BIT 3/8	12-124 SKT 1/2DR 12PT 3/4	12-713 SKT 1/2DR HEX BIT 1/4
10-214 SKT 1/4DR 6PT 7/16 DP	11-120 SKT 3/8DR 12PT 5/8	11-802 SKT 3/8DR SLT BIT 1/4	12-125 SKT 1/2DR 12PT 25/32	12-714 SKT 1/2DR HEX BIT 5/16
10-216 SKT 1/4DR 6PT 1/2 DP	11-122 SKT 3/8DR 12PT 11/16	11-822 SKT 3/8DR PHLP BIT #2	12-126 SKT 1/2DR 12PT 13/16	12-715 SKT 1/2DR HEX BIT 3/8
10-218 SKT 1/4DR 6PT 9/16 DP	11-124 SKT 3/8DR 12PT 3/4	11-825 SKT 3/8DR PHLP BIT #3	12-128 SKT 1/2DR 12PT 7/8	12-716 SKT 1/2DR HEX BIT 7/16
10-408 SKT 1/4DR 8PT 1/4	11-126 SKT 3/8DR 12PT 13/16	11-828 SKT 3/8DR PHLP BIT #4	12-130 SKT 1/2DR 12PT 15/16	12-717 SKT 1/2DR HEX BIT 1/2
10-410 SKT 1/4DR 8PT 5/16	11-128 SKT 3/8DR 12PT 7/8	11-850 WR 3/8DR CRFT 3/8	12-132 SKT 1/2DR 12PT 1	12-718 SKT 1/2DR HEX BIT 9/16
10-412 SKT 1/4DR 8PT 3/8	11-130 SKT 3/8DR 12PT 15/16	11-851 WR 3/8DR CRFT 7/16	12-134 SKT 1/2DR 12PT 1-1/16	12-719 SKT 1/2DR HEX BIT 5/8
10-704 SKT 1/4 DR HEX BIT 1/16	11-132 SKT 3/8DR 12PT 1	11-852 WR 3/8DR CRFT 1/2	12-136 SKT 1/2DR 12PT 1-1/8	12-892 SKT 1/2DR DRAG LNK 7/64
10-705 SKT 1/4 DR HEX BIT 5/64	11-308 SKT 3/8DR 12PT 1/4 DP	11-853 WR 3/8DR CRFT 9/16	12-138 SKT 1/2DR 12PT 1-3/16	12-893 SKT 1/2DR DRAG LNK 3/32
10-706 SKT 1/4 DR HEX BIT 3/32	11-310 SKT 3/8DR 12PT 5/16 DP	11-854 WR 3/8DR CRFT 5/8	12-140 SKT 1/2DR 12PT 1-1/4	12-918 HDL FLX 1/2DR 17
10-707 SKT 1/4 DR HEX BIT 7/64	11-312 SKT 3/8DR 12PT 3/8 DP	11-855 WR 3/8DR CRFT 11/16	12-142 SKT 1/2DR 12PT 1-5/16	12-921 EXTEN 1/2DR 2-1/2
10-708 SKT 1/4 DR HEX BIT 1/8	11-314 SKT 3/8DR 12PT 7/16 DP	11-856 WR 3/8DR CRFT 3/4	12-144 SKT 1/2DR 12PT 1-3/8	12-923 EXTEN 1/2DR 5
10-709 SKT 1/4 DR HEX BIT 9/64	11-316 SKT 3/8DR 12PT 1/2 DP	11-857 WR 3/8DR CRFT 13/16	12-146 SKT 1/2DR 12PT 1-7/16	12-924 EXTEN 1/2DR 10
10-710 SKT 1/4 DR HEX BIT 5/32	11-318 SKT 3/8DR 12PT 9/16 DP	11-858 WR 3/8DR CRFT 7/8	12-148 SKT 1/2DR 12PT 1-1/2	12-935 HDL SPD 1/2DR 19
10-711 SKT 1/4 DR HEX BIT 3/16	11-320 SKT 3/8DR 12PT 5/8 DP	11-872 SKT 3/8DR TRX BIT T15	12-316 SKT 1/2DR 12PT 1/2 DP	12-938 HDL T 1/2DR 11
10-712 SKT 1/4 DR HEX BIT 7/32	11-322 SKT 3/8DR 12PT 11/16 DP	11-874 SKT 3/8DR TRX BIT T20	12-318 SKT 1/2DR 12PT 9/16 DP	12-944 ADP RAT 1/2DR
10-713 SKT 1/4 DR HEX BIT 1/4	11-324 SKT 3/8DR 12PT 3/4 DP	11-876 SKT 3/8DR TRX BIT T25	12-320 SKT 1/2DR 12PT 5/8 DP	12-947 UNV JNT 1/2DR
10-714 SKT 1/4 DR HEX BIT 5/16	11-326 SKT 3/8DR 12PT 13/16 DP	11-878 SKT 3/8DR TRX BIT T27	12-322 SKT 1/2DR 12PT 11/16 DP	12-972 RAT 1/2DR 10-1/2 REPL 12-903
10-801 SKT 1/4DR SLT BIT 3/16	11-328 SKT 3/8DR 12PT 7/8 DP	11-880 SKT 3/8DR TRX BIT T30	12-324 SKT 1/2DR 12PT 3/4 DP	12-973 RAT 1/2DR 15 REPL 12-904
10-802 SKT 1/4DR SLT BIT 1/4	11-330 SKT 3/8DR 12PT 15/16 DP	11-882 SKT 3/8DR TRX BIT T40	12-326 SKT 1/2DR 12PT 13/16 DP	12-974 RAT 1/2DR FLX 14-1/4
10-821 SKT 1/4DR PHLP BIT #1	11-332 SKT 3/8DR 12PT 1 DP	11-884 SKT 3/8DR TRX BIT T45	12-328 SKT 1/2DR 12PT 7/8 DP	13-128 SKT 3/4DR 12PT 1/8
10-822 SKT 1/4DR PHLP BIT #2	11-408 SKT 3/8DR 8PT 1/4	11-886 SKT 3/8DR TRX BIT T50	12-330 SKT 1/2DR 12PT 15/16 DP	13-130 SKT 3/4DR 12PT 15/16
10-823 SKT 1/4DR PHLP BIT #3	11-410 SKT 3/8DR 8PT 5/16	11-918 HDL FLX 3/8DR 8-1/2	12-332 SKT 1/2DR 12PT 1 DP	

Continued . . .

Set 15-017 453 Pc. Master Set Cont.

13-132 SKT 3/4DR 12PT 1	25-242 WR COMB 12PT LNG 1-5/16	27-914 WR ANG OE 7/16 MDGT 15&75D FP	66-814 NUT DR 7/16 HOLL SHFT	70-131 PNCH PIN 1/4 TIP
13-134 SKT 3/4DR 12PT 1-1/16	25-244 WR COMB 12PT LNG 1-3/8	27-916 WR ANG OE 1/2 MDGT 15&75D FP	66-816 NUT DR 1/2 HOLL SHFT	70-155 PNCH START 3/32 TIP
13-136 SKT 3/4DR 12PT 1-1/8	25-246 WR COMB 12PT LNG 1-7/16	28-212 WR COMB FLR NUT 6PT 3/8 FP	66-818 NUT DR 9/16 HOLL SHFT	70-157 PNCH START 1/8 TIP
13-138 SKT 3/4DR 12PT 1-3/16	25-248 WR COMB 12PT LNG 1-1/2	28-214 WR COMB FLR NUT 6PT 7/16 FP	66-820 NUT DR 5/8 HOLL SHFT	70-161 PNCH START 3/16 TIP
13-140 SKT 3/4DR 12PT 1-1/4	25-512 WR COMB FLX HD 12PT 3/8 FP	28-216 WR COMB FLR NUT 6PT 1/2 FP	66-924 SCR START SLT 5	70-163 PNCH START 7/32 TIP
13-142 SKT 3/4DR 12PT 1-5/16	25-514 WR COMB FLX HD 12PT 7/16 FP	28-218 WR COMB FLR NUT 6PT 9/16 FP	66-933 SCR START PHL 5	70-165 PNCH START 1/4 TIP
13-144 SKT 3/4DR 12PT 1-3/8	25-516 WR COMB FLX HD 12PT 1/2 FP	28-220 WR COMB FLR NUT 6PT 5/8 FP	67-067 PLR LNMM 8-1/2 W/GRP	70-189 PNCH DRFT 1/8 TIP
13-146 SKT 3/4DR 12PT 1-7/16	25-518 WR COMB FLX HD 12PT 9/16 FP	28-222 WR COMB FLR NUT 6PT 11/16 FP	67-109 PLR DIAG CUT 7 HD W/GRP	70-193 PNCH DRFT 3/16 TIP
13-148 SKT 3/4DR 12PT 1-1/2	25-520 WR COMB FLX HD 12PT 5/8 FP	28-224 WR COMB FLR NUT 6PT 3/4 FP	67-161 PLR DIAG CUT 6-3/8 W/GRP	70-197 PNCH DRFT 1/4 TIP
13-150 SKT 3/4DR 12PT 1-9/16	25-522 WR COMB FLX HD 12PT 11/16 FP	28-312 WR RAT FLR NUT 12PT 3/8	67-305 PLR CHN NSE 6-1/3 SD CUT W/GRP	70-235 PNCH CNTR 3/8
13-152 SKT 3/4DR 12PT 1-5/8	25-524 WR COMB FLX HD 12PT 3/4 FP	28-314 WR RAT FLR NUT 12PT 7/16	67-357 PLR NDL NSE 5-7/16 W/GRP	70-239 PNCH CNTR 1/2
13-154 SKT 3/4DR 12PT 1-11/16	26-022 WR OE 1/4X5/16 FP	28-316 WR RAT FLR NUT 12PT 1/2	67-401 PLR NDL NSE 5-7/8 CURV W/GRP	70-253 PNCH PRCK 5/16
13-156 SKT 3/4DR 12PT 1-3/4	26-034 WR OE 5/16X3/8 FP	28-318 WR RAT FLR NUT 12PT 9/16	67-503 PLR DKBL 8 W/GRP	70-301 CHSL CLD 1/4 TIP
13-158 SKT 3/4DR 12PT 1-13/16	26-058 WR OE 7/16X1/2 FP	28-320 WR RAT FLR NUT 12PT 5/8	67-535 PLR END CUT 7-3/8 W/GRP	70-303 CHSL CLD 5/16 TIP
13-160 SKT 3/4DR 12PT 1-7/8	26-067 WR OE 1/2X9/16 FP	28-322 WR RAT FLR NUT 12PT 11/16	67-667 PLR SLP JNT 6-1/2 W/GRP	70-305 CHSL CLD 3/8 TIP
13-164 SKT 3/4DR 12PT 2	26-079 WR OE 9/16X5/8 FP	28-324 WR RAT FLR NUT 12PT 3/4	67-669 PLR SLP JNT 8 W/GRP	70-309 CHSL CLD 1/2 TIP
13-168 SKT 3/4DR 12PT 2-1/8	26-097 WR OE 5/8X3/4 FP	28-406 WR ADJ 6	67-717 PLR TNG&GRV 5 W/GRP	70-311 CHSL CLD 5/8 TIP
13-170 SKT 3/4DR 12PT 2-3/16	26-106 WR OE 11/16X3/4 FP	28-408 WR ADJ 8	67-777 PLR TNG&GRV 6 W/GRP	70-313 CHSL CLD 3/4 TIP
13-172 SKT 3/4DR 12PT 2-1/4	26-133 WR OE 13/16X7/8 FP	28-410 WR ADJ 10	67-779 PLR TNG&GRV 10 W/GRP	70-315 CHSL CLD 7/8 TIP
13-176 SKT 3/4DR 12PT 2-3/8	26-151 WR OE 15/16X1 FP	28-412 WR ADJ 12	67-783 PLR TNG&GRV 16 W/GRP	70-317 CHSL CLD 1 TIP
13-918 HDL FLX 3/4DR 2/2	26-166 WR OE 1-1/16X1-1/8 FP	28-415 WR ADJ 15	67-901 PLR WIRE STRPR CRMP CUT 8-1/4	70-319 CHSL CLD 1-1/8 TIP
13-922 EXTEN 3/4DR 5	27-001 WR BX 6PT MDGT 3/16X13/64 FP	3470 HOOK & PIN PULLER	68-025 PLR RET RNG CONV .038 OD	70-503 ALIGNING BAR PINCH 5/8X16
13-923 EXTEN 3/4DR 8	27-016 WR BX 6PT MDGT 7/32X15/64 FP	485 GASKET SCRAPER	68-026 PLR RET RNG CONV .038 45D	70-505 ALIGNING BAR PINCH 3/4X24
13-925 EXTEN 3/4DR 16	27-019 WR BX 6PT MDGT 1/4X9/32 FP	56193 12 PC BALL PLUS SET	68-027 PLR RET RNG CONV .038 90D	70-519 CHSL BAR ROLL 1/2X15
13-938 HDL T 3/4DR 17-1/2	27-031 WR BX 6PT MDGT 5/16X11/32 FP	64-086 WR TRQ 1/2DR 25-250 FT/LB	68-028 PLR RET RNG CONV .047 OD	70-521 CHSL BAR ROLL 5/8X18
13-947 UNV JNT 3/4DR	27-143 WR BX 12PT SHT 3/8X7/16 FP	66-150 SCRDR PHL #2X1-1/2	68-029 PLR RET RNG CONV .047 45D	70-865 HCKS FLT FRM
13-972 RAT 3/4DR 19	27-167 WR BX 12PT SHT 1/2X9/16 FP	66-152 SCRDR PHL #0X2-1/2	68-030 PLR RET RNG CONV .047 90D	70-929 TELESCP MIRROR 2-1/8 DIA
2425 SCRAPER	27-194 WR BX 12PT SHT 5/8X11/16 FP	66-153 SCRDR PHL #1X3	68-031 PLR RET RNG CONV .070 OD	70-933 RETR TL MAG TELESCP
25-004 WR COMB 6PT SHT 1/8 FP	27-206 WR BX 12PT SHT 11/16X3/4 FP	66-155 SCRDR PHL #1X6	68-032 PLR RET RNG CONV .070 45D	70-950 SCR EXTR 1/8
25-005 WR COMB 6PT SHT 5/32 FP	27-343 WR BX 12PT LNG 3/8X7/16 FP	66-156 SCRDR PHL #2X4	68-033 PLR RET RNG CONV .070 90D	70-952 SCR EXTR 3/16
25-006 WR COMB 6PT SHT 3/16 FP	27-367 WR BX 12PT LNG 1/2X9/16 FP	66-158 SCRDR PHL #2X8	68-034 PLR RET RNG CONV .090 OD	70-954 SCR EXTR 15/64
25-008 WR COMB 6PT SHT 1/4 FP	27-394 WR BX 12PT LNG 5/8X11/16 FP	66-161 SCRDR PHL #3X6	68-035 PLR RET RNG CONV .090 45D	70-956 SCR EXTR 5/16
25-009 WR COMB 6PT SHT 9/32 FP	27-424 WR BX 12PT LNG 3/4X7/8 FP	66-164 SCRDR PHL #4X8	68-036 PLR RET RNG CONV .090 90D	70-958 SCR EXTR 3/8
25-010 WR COMB 6PT SHT 5/16 FP	27-451 WR BX 12PT LNG 15/16X1 FP	66-203 SCRDR SLT 3/16X4 SQ	68-241 SNIPS MINI 6-1/2	70-960 SCR EXTR 15/32
25-011 WR COMB 6PT SHT 11/32 FP	27-466 WR BX 12PT LNG 1-1/16X1-1/8 FP	66-208 SCRDR SLT 1/4X4 SQ	68-255 SNIPS AVN 10 STRT	70-962 SCR EXTR 9/16
25-012 WR COMB 6PT SHT 3/8 FP	27-510 WR GEARED BOX 12PT 3/8 FP	66-217 SCRDR SLT 5/16X6 SQ	68-310 KNFE UTIL RETRACT	70-964 SCR EXTR 21/32
25-210 WR COMB 12PT LNG 5/16 FP	27-511 WR GEARED BOX 12PT 7/16 FP	66-220 SCRDR SLT 3/8X8 SQ	68-445 TP MEAS 1X25 LCK AUTO	70-966 SCR EXTR 13/16
25-212 WR COMB 12PT LNG 3/8 FP	27-512 WR GEARED BOX 12PT 1/2 FP	66-226 SCRDR SLT 7/16X12 SQ	69-444 HMR BLL PN 80Z WD HDL	72-441 PULLER CONE 2/3 JAW
25-214 WR COMB 12PT LNG 7/16 FP	27-513 WR GEARED BOX 12PT 9/16 FP	66-232 SCRDR SLT 1/4X1-1/2 SQ	69-448 HMR BLL PN 1LB WD HDL	73-010 WR PIPE 10 HD
25-216 WR COMB 12PT LNG 1/2 FP	27-514 WR GEARED BOX 12PT 5/8 FP	66-253 SCRDR CAB 1/8X3	69-452 HMR BLL PN 2LB WD HDL	73-014 WR PIPE 14 HD
25-218 WR COMB 12PT LNG 9/16 FP	27-515 WR GEARED BOX 12PT 11/16 FP	66-255 SCRDR CAB 1/8X4	69-490 RBR MALL 320Z 16-1/2	73-018 WR PIPE 18 HD
25-220 WR COMB 12PT LNG 5/8 FP	27-516 WR GEARED BOX 12PT 3/4 FP	66-259 SCRDR CAB 1/8X8	69-513 HMR BRS 1.5LB W/GRP	73-295 CHAIN 3/8 TO 4
25-222 WR COMB 12PT LNG 11/16 FP	27-904 WR ANG OE 15/64 MDGT 15&75D FP	66-262 SCRDR CAB 3/16X4	69-532 HMR DEAD BLOW STD 21OZ	78-404 C-CL THRT DP 4 STD SCREW BLK (2)
25-224 WR COMB 12PT LNG 3/4 FP	27-907 WR ANG OE 7/32 MDGT 15&75D FP	66-268 SCRDR CAB 3/16X8	69-534 HMR DEAD BLOW STD 52OZ	
25-226 WR COMB 12PT LNG 13/16 FP	27-908 WR ANG OE 1/4 MDGT 15&75D FP	66-806 NUT DR 3/16 HOLL SHFT	6LN 6' LOCKING PLIERS	7WR 7' LOCKING PLIERS
25-228 WR COMB 12PT LNG 7/8 FP	27-909 WR ANG OE 9/32 MDGT 15&75D FP	66-807 NUT DR 7/32 HOLL SHFT	70-000 PUNCH & CHISEL HOLDER	
25-230 WR COMB 12PT LNG 15/16 FP	27-910 WR ANG OE 5/16 MDGT 15&75D FP	66-808 NUT DR 1/4 HOLL SHFT	70-103 PNCH PIN 3/32 TIP	
25-232 WR COMB 12PT LNG 1 FP	27-911 WR ANG OE 11/32 MDGT 15&75D FP	66-809 NUT DR 9/32 HOLL SHFT	70-105 PNCH PIN 1/8 TIP	
25-234 WR COMB 12PT LNG 1-1/16 FP		66-810 NUT DR 5/16 HOLL SHFT	70-107 PNCH PIN 5/32 TIP	
25-236 WR COMB 12PT LNG 1-1/8 FP		66-811 NUT DR 11/32 HOLL SHFT	70-109 PNCH PIN 3/16 TIP	
25-240 WR COMB 12PT LNG 1-1/4 FP		66-812 NUT DR 3/8 HOLL SHFT	70-129 PNCH PIN 7/32 TIP	

Set 15-022 272 Pc. Intermediate Set - Tools Only

10-006 SKT 1/4DR 6PT 3/16	11-314 SKT 3/8DR 12PT 7/16 DP	12-126 SKT 1/2DR 12PT 13/16	13-146 SKT 3/4DR 12PT 1-7/16	26-106 WR OE 11/16X3/4 FP
10-007 SKT 1/4DR 6PT 7/32	11-316 SKT 3/8DR 12PT 1/2 DP	12-128 SKT 1/2DR 12PT 7/8	13-148 SKT 3/4DR 12PT 1-1/2	26-133 WR OE 13/16X7/8 FP
10-008 SKT 1/4DR 6PT 1/4	11-318 SKT 3/8DR 12PT 9/16 DP	12-130 SKT 1/2DR 12PT 15/16	13-152 SKT 3/4DR 12PT 1-5/8	26-151 WR OE 15/16X1 FP
10-009 SKT 1/4DR 6PT 9/32	11-320 SKT 3/8DR 12PT 5/8 DP	12-132 SKT 1/2DR 12PT 1	13-156 SKT 3/4DR 12PT 1-3/4	26-166 WR OE 1-1/16X1-1/8 FP
10-010 SKT 1/4DR 6PT 5/16	11-322 SKT 3/8DR 12PT 11/16 DP	12-134 SKT 1/2DR 12PT 1-1/16	13-158 SKT 3/4DR 12PT 1-13/16	27-143 WR BX 12PT SHT 3/8X7/16 FP
10-011 SKT 1/4DR 6PT 11/32	11-324 SKT 3/8DR 12PT 3/4 DP	12-136 SKT 1/2DR 12PT 1-1/8	13-160 SKT 3/4DR 12PT 1-7/8	27-167 WR BX 12PT SHT 1/2X9/16 FP
10-012 SKT 1/4DR 6PT 3/8	11-326 SKT 3/8DR 12PT 13/16 DP	12-140 SKT 1/2DR 12PT 1-1/4	13-164 SKT 3/4DR 12PT 2	27-194 WR BX 12PT SHT 5/8X11/16 FP
10-014 SKT 1/4DR 6PT 7/16	11-328 SKT 3/8DR 12PT 7/8 DP	12-316 SKT 1/2DR 12PT 1/2 DP	13-918 HDL FLX 3/4DR 22	27-206 WR BX 12PT SHT 11/16X3/4 FP
10-016 SKT 1/4DR 6PT 1/2	11-408 SKT 3/8DR 8PT 1/4	12-318 SKT 1/2DR 12PT 9/16 DP	13-923 EXTEN 3/4DR 8	27-343 WR BX 12PT SHT 3/8X7/16 FP
10-018 SKT 1/4DR 6PT 9/16	11-410 SKT 3/8DR 8PT 5/16	12-320 SKT 1/2DR 12PT 5/8 DP	13-925 EXTEN 3/4DR 16	27-367 WR BX 12PT SHT 1/2X9/16 FP
10-206 SKT 1/4DR 6PT 3/16 DP	11-412 SKT 3/8DR 8PT 3/8	12-322 SKT 1/2DR 12PT 11/16 DP	13-938 HDL T 3/4DR 17-1/2	27-394 WR BX 12PT SHT 5/8X11/16 FP
10-207 SKT 1/4DR 6PT 7/32 DP	11-514 SKT 3/8DR UNV 12PT 7/16	12-324 SKT 1/2DR 12PT 3/4 DP	13-972 RAT 3/4DR 19	27-424 WR BX 12PT SHT 9/16X7/8 FP
10-208 SKT 1/4DR 6PT 1/4 DP	11-516 SKT 3/8DR UNV 12PT 1/2	12-326 SKT 1/2DR 12PT 13/16 DP	25-210 WR COMB 12PT LNG 5/16 FP	27-451 WR BX 12PT SHT 15/16X1 FP
10-209 SKT 1/4DR 6PT 9/32 DP	11-518 SKT 3/8DR UNV 12PT 9/16	12-328 SKT 1/2DR 12PT 7/8 DP	25-212 WR COMB 12PT LNG 3/8 FP	27-466 WR BX 12PT SHT 11/16X3/4 FP
10-210 SKT 1/4DR 6PT 5/16 DP	11-520 SKT 3/8DR UNV 12PT 5/8	12-330 SKT 1/2DR 12PT 15/16 DP	25-214 WR COMB 12PT LNG 7/16 FP	27-510 WR GEARED BOX 12PT 3/8 FP
10-211 SKT 1/4DR 6PT 11/32 DP	11-524 SKT 3/8DR UNV 12PT 3/4	12-332 SKT 1/2DR 12PT 1 DP	25-216 WR COMB 12PT LNG 1/2 FP	27-511 WR GEARED BOX 12PT 7/16 FP
10-212 SKT 1/4DR 6PT 3/8 DP	11-708 SKT 3/8DR HEX BIT 1/8	12-334 SKT 1/2DR 12PT 1-1/16 DP	25-218 WR COMB 12PT LNG 9/16 FP	27-512 WR GEARED BOX 12PT 1/2 FP
10-214 SKT 1/4DR 6PT 7/16 DP	11-710 SKT 3/8DR HEX BIT 5/32	12-336 SKT 1/2DR 12PT 1-1/8 DP	25-220 WR COMB 12PT LNG 5/8 FP	27-513 WR GEARED BOX 12PT 9/16 FP
10-216 SKT 1/4DR 6PT 1/2 DP	11-711 SKT 3/8DR HEX BIT 3/16	12-340 SKT 1/2DR 12PT 1-1/4 DP	25-222 WR COMB 12PT LNG 11/16 FP	27-514 WR GEARED BOX 12PT 5/8 FP
10-218 SKT 1/4DR 6PT 9/16 DP	11-712 SKT 3/8DR HEX BIT 7/32	12-717 SKT 1/2DR HEX BIT 1/2	25-224 WR COMB 12PT LNG 3/4 FP	27-515 WR GEARED BOX 12PT 11/16 FP
10-918 HDL FLX 1/4DR 5-3/4	11-713 SKT 3/8DR HEX BIT 1/4	12-718 SKT 1/2DR HEX BIT 9/16	25-226 WR COMB 12PT LNG 13/16 FP	28-212 WR COMB FLR NUT 6PT 3/8 FP
10-921 EXTEN 1/4DR 2	11-714 SKT 3/8DR HEX BIT 5/16	12-719 SKT 1/2DR HEX BIT 5/8	25-228 WR COMB 12PT LNG 7/8 FP	28-214 WR COMB FLR NUT 6PT 7/16 FP
10-923 EXTEN 1/4DR 6	11-715 SKT 3/8DR HEX BIT 3/8	12-918 HDL FLX 1/2DR 1/7	25-230 WR COMB 12PT LNG 15/16 FP	28-216 WR COMB FLR NUT 6PT 1/2 FP
10-943 HDL SPIN 1/4DR 6	11-918 HDL FLX 3/8DR 8-1/2	12-921 EXTEN 1/2DR 2-1/2	25-232 WR COMB 12PT LNG 1 FP	28-218 WR COMB FLR NUT 6PT 9/16 FP
10-947 UNV JNT 1/4DR	11-922 EXTEN 3/8DR 3	12-923 EXTEN 1/2DR 5	25-234 WR COMB 12PT LNG 1-1/16 FP	28-220 WR COMB FLR NUT 6PT 5/8 FP
10-972 RAT 1/4DR 5-9/32	11-923 EXTEN 3/8DR 6	12-924 EXTEN 1/2DR 10	25-236 WR COMB 12PT LNG 1-1/8 FP	28-222 WR COMB FLR NUT 6PT 11/16 FP
10R 10' LOCKING PLIERS	11-927 EXTEN 3/8DR 12	12-935 HDL SPD 1/2DR 19	25-240 WR COMB 12PT LNG 1-1/4 FP	28-224 WR COMB FLR NUT 6PT 3/4 FP
11-112 SKT 3/8DR 12PT 3/8	11-935 HDL SPD 3/8DR 16-1/2	12-947 UNV JNT 1/2DR	25-242 WR COMB 12PT LNG 1-5/16	28-406 WR ADJ 6
11-114 SKT 3/8DR 12PT 7/16	11-947 UNV JNT 3/8DR	12-972 RAT 1/2DR 10-1/2 REPL 12-903	25-244 WR COMB 12PT LNG 1-3/8	28-408 WR ADJ 8
11-116 SKT 3/8DR 12PT 1/2	11-972 RAT 3/8DR 7-3/8 REPL 11-903	13-128 SKT 3/4DR 12PT 7/8	25-246 WR COMB 12PT LNG 1-7/16	28-410 WR ADJ 10
11-118 SKT 3/8DR 12PT 9/16	12-112 SKT 1/2DR 12PT 3/8	13-130 SKT 3/4DR 12PT 15/16	25-248 WR COMB 12PT LNG 1-1/2	28-412 WR ADJ 12
11-120 SKT 3/8DR 12PT 5/8	12-114 SKT 1/2DR 12PT 7/16	13-132 SKT 3/4DR 12PT 1	26-022 WR OE 1/4X5/16 FP	3470 HOOK & PIN PULLER
11-122 SKT 3/8DR 12PT 11/16	12-116 SKT 1/2DR 12PT 1/2	13-134 SKT 3/4DR 12PT 1-1/16	26-034 WR OE 5/16X3/8 FP	485 GASKET SCRAPER
11-124 SKT 3/8DR 12PT 3/4	12-118 SKT 1/2DR 12PT 9/16	13-136 SKT 3/4DR 12PT 1-1/8	26-058 WR OE 7/16X1/2 FP	56193 12 PC BALL PLUS SET
11-126 SKT 3/8DR 12PT 1/3	12-120 SKT 1/2DR 12PT 5/8	13-140 SKT 3/4DR 12PT 1-1/4	26-067 WR OE 1/2X9/16 FP	64-086 WR TRQ 1/2DR 25-250 FT/LB
11-128 SKT 3/8DR 12PT 7/8	12-122 SKT 1/2DR 12PT 11/16	13-142 SKT 3/4DR 12PT 1-5/16	26-079 WR OE 9/16X5/8 FP	66-150 SCRDR PHL #2X1-1/2
11-312 SKT 3/8DR 12PT 3/8 DP	12-124 SKT 1/2DR 12PT 3/4	13-144 SKT 3/4DR 12PT 1-3/8		66-152 SCRDR PHL #0X2-1/2

Continued . . .

Set 15-022 272 Pc. Intermediate Set Cont.

66-203	SCRDR SLT 3/16x4 SQ	67-357	PLR NDL NSE 5-7/16 W/GRP	68-034	PLR RET RNG CONV .090 OD	70-161	PNCH START 3/16 TIP	70-964	SCR EXTR 21/32
66-208	SCRDR SLT 1/4x4 SQ	67-401	PLR NDL NSE 5-7/8 CURV W/GRP	68-035	PLR RET RNG CONV .090 45D	70-235	PNCH CNTR 3/8	70-966	SCR EXTR 13/16
66-217	SCRDR SLT 5/16x6 SQ	67-503	PLR DKBL 8 W/GRP	68-036	PLR RET RNG CONV .090 90D	70-303	CHSL CLD 5/16 TIP	72-441	CONE PULLER 2/3 JAW
66-220	SCRDR SLT 3/8x8 SQ	67-535	PLR END CUT 7-3/8 W/GRP	68-241	SNIPS MINI 6-1/2	70-307	CHSL CLD 7/16 TIP	73-010	WR PIPE 10 HD
66-226	SCRDR SLT 7/16x12 SQ	67-669	PLR SLP JNT 8 W/GRP	68-255	SNIPS AVN 10 STRT	70-309	CHSL CLD 1/2 TIP	73-014	WR PIPE 14 HD
66-232	SCRDR SLT 1/4x1-1/2 SQ	67-779	PLR TNG&GRV 10 W/GRP	68-310	KNFE UTIL RETRACT	70-393	CHSL CAPE 7/32 TIP	73-018	WR PIPE 18 HD
66-808	NUT DR 1/4 HOLL SHFT	67-783	PLR TNG&GRV 16 W/GRP	68-445	TP MEAS 1X25 LCK AUTO	70-421	CHSL DIA PT 3/16 TIP	73-295	CHAIN 3/8 TO 4
66-809	NUT DR 9/32 HOLL SHFT	67-901	PLR WIRE STRPR CRMP CUT 8-1/4	69-448	HMR BLL PN 1LB WD HDL	70-503	ALIGNING BAR PINCH 5/8X16	78-404	C-LC THRT DP 4 STD SCREW BLK (2)
66-810	NUT DR 5/16 HOLL SHFT	68-025	PLR RET RNG CONV .038 OD	69-452	HMR BLL PN 2LB WD HDL	70-519	CHSL BAR ROLL 1/2X15	7WR	7" LOCKING PLIERS
66-811	NUT DR 11/32 HOLL SHFT	68-026	PLR RET RNG CONV .038 45D	69-513	HMR BRS 1.5LB W/GRP	70-865	HCKS FLT FRM		
66-812	NUT DR 3/8 HOLL SHFT	68-027	PLR RET RNG CONV .038 90D	69-532	HMR DEAD BLOW STD 21OZ	70-950	SCR EXTR 1/8		
66-814	NUT DR 7/16 HOLL SHFT	68-028	PLR RET RNG CONV .047 OD	70-000	PUNCH & CHISEL HOLDER	70-952	SCR EXTR 3/16		
66-816	NUT DR 1/2 HOLL SHFT	68-029	PLR RET RNG CONV .047 45D	70-103	PNCH PIN 3/32 TIP	70-954	SCR EXTR 15/64		
67-067	PLR LNMMN 8-1/2 W/GRP	68-030	PLR RET RNG CONV .047 90D	70-105	PNCH PIN 1/8 TIP	70-956	SCR EXTR 5/16		
67-161	PLR DIAG CUT 6-3/8 W/GRP	68-031	PLR RET RNG CONV .070 OD	70-109	PNCH PIN 3/16 TIP	70-958	SCR EXTR 3/8		
67-305	PLR CHN NSE 6-1/3 SD CUT W/GRP	68-032	PLR RET RNG CONV .070 45D	70-153	PNCH START 1/16 TIP	70-960	SCR EXTR 15/32		
		68-033	PLR RET RNG CONV .070 90D	70-157	PNCH START 1/8 TIP	70-962	SCR EXTR 9/16		

Set 15-027 164 Pc. Basic Set - Tools Only

10-006	SKT 1/4DR 6PT 3/16	11-326	SKT 3/8DR 12PT 13/16 DP	12-972	RAT 1/2DR 10-1/2 REPL 12-903	25-232	WR COMB 12PT LNG 1 FP	68-255	SNIPS AVN 10 STRT
10-007	SKT 1/4DR 6PT 7/32	11-328	SKT 3/8DR 12PT 7/8 DP	13-128	SKT 3/4DR 12PT 7/8	25-234	WR COMB 12PT LNG 1-1/16 FP	68-310	KNFE UTIL RETRACT
10-008	SKT 1/4DR 6PT 1/4	11-918	HDL FLX 3/8DR 8-1/2	13-130	SKT 3/4DR 12PT 15/16	25-236	WR COMB 12PT LNG 1-1/8 FP	68-445	TP MEAS 1X25 LCK AUTO
10-009	SKT 1/4DR 6PT 9/32	11-922	EXTEN 3/8DR 3	13-132	SKT 3/4DR 12PT 1	25-240	WR COMB 12PT LNG 1-1/4 FP	69-448	HMR BLL PN 1LB WD HDL
10-010	SKT 1/4DR 6PT 5/16	11-927	EXTEN 3/8DR 12	13-134	SKT 3/4DR 12PT 1-1/16	28-406	WR ADJ 6	69-452	HMR BLL PN 2LB WD HDL
10-011	SKT 1/4DR 6PT 11/32	11-935	HDL SPD 3/8DR 16-1/2	13-136	SKT 3/4DR 12PT 1-1/8	28-410	WR ADJ 10	69-532	HMR DEAD BLOW STD 21OZ
10-012	SKT 1/4DR 6PT 3/8	11-947	UNV JNT 3/8DR	13-140	SKT 3/4DR 12PT 1-1/4	28-412	WR ADJ 12	70-000	PUNCH & CHISEL HOLDER
10-014	SKT 1/4DR 6PT 7/16	11-972	RAT 3/8DR 7-3/8 REPL 11-903	13-142	SKT 3/4DR 12PT 1-5/16	3470	HOOK & PIN PULLER	70-103	PNCH PIN 3/32 TIP
10-016	SKT 1/4DR 6PT 1/2	12-112	SKT 1/2DR 12PT 3/8	13-144	SKT 3/4DR 12PT 1-3/8	485	GASKET SCRAPER	70-105	PNCH PIN 1/8 TIP
10-018	SKT 1/4DR 6PT 9/16	12-114	SKT 1/2DR 12PT 7/16	13-146	SKT 3/4DR 12PT 1-7/16	56198	7PC BALL PLUS SET	70-109	PNCH PIN 3/16 TIP
10-921	EXTEN 1/4DR 2	12-116	SKT 1/2DR 12PT 1/2	13-148	SKT 3/4DR 12PT 1-1/2	66-150	SCRDR PHLP #2X1-1/2	70-153	PNCH START 1/16 TIP
10-923	EXTEN 1/4DR 6	12-118	SKT 1/2DR 12PT 9/16	13-152	SKT 3/4DR 12PT 1-5/8	66-152	SCRDR PHLP #0X2-1/2	70-157	PNCH START 1/8 TIP
10-943	HDL SPIN 1/4DR 6	12-119	SKT 1/2DR 12PT 19/32	13-156	SKT 3/4DR 12PT 1-3/4	66-153	SCRDR PHLP #1X3	70-161	PNCH START 3/16 TIP
10-947	UNV JNT 1/4DR	12-120	SKT 1/2DR 12PT 5/8	13-158	SKT 3/4DR 12PT 1-13/16	66-156	SCRDR PHLP #2X4	70-235	PNCH CNTR 3/8
10-972	RAT 1/4DR 5-9/32	12-121	SKT 1/2DR 12PT 21/32	13-160	SKT 3/4DR 12PT 1-7/8	66-161	SCRDR PHLP #3X6	70-303	CHSL CLD 5/16 TIP
11-112	SKT 3/8DR 12PT 3/8	12-122	SKT 1/2DR 12PT 11/16	13-164	SKT 3/4DR 12PT 2	66-164	SCRDR PHLP #4X8	70-307	CHSL CLD 7/16 TIP
11-114	SKT 3/8DR 12PT 7/16	12-124	SKT 1/2DR 12PT 3/4	13-918	HDL FLX 3/4DR 22	66-203	SCRDR SLT 3/16x4 SQ	70-309	CHSL CLD 1/2 TIP
11-116	SKT 3/8DR 12PT 1/2	12-125	SKT 1/2DR 12PT 25/32	13-923	EXTEN 3/4DR 8	66-208	SCRDR SLT 1/4X4 SQ	70-393	CHSL CAPE 7/32 TIP
11-118	SKT 3/8DR 12PT 9/16	12-126	SKT 1/2DR 12PT 13/16	13-925	EXTEN 3/4DR 16	66-217	SCRDR SLT 5/16x6 SQ	70-421	CHSL DIA PT 3/16 TIP
11-120	SKT 3/8DR 12PT 5/8	12-128	SKT 1/2DR 12PT 7/8	13-938	HDL T 3/4DR 17-1/2	66-220	SCRDR SLT 3/8x8 SQ	70-503	ALIGNING BAR PINCH 5/8X16
11-122	SKT 3/8DR 12PT 11/16	12-130	SKT 1/2DR 12PT 15/16	13-972	RAT 3/4DR 19	66-226	SCRDR SLT 7/16x12 SQ	70-519	CHSL BAR ROLL 1/2X15
11-124	SKT 3/8DR 12PT 3/4	12-132	SKT 1/2DR 12PT 1	25-210	WR COMB 12PT LNG 5/16 FP	66-232	SCRDR SLT 1/4X1-1/2 SQ	70-865	HCKS FLT FRM
11-126	SKT 3/8DR 12PT 13/16	12-134	SKT 1/2DR 12PT 1-1/16	25-212	WR COMB 12PT LNG 3/8 FP	67-067	PLR LNMMN 8-1/2 W/GRP	70-950	SCR EXTR 1/8
11-128	SKT 3/8DR 12PT 7/8	12-136	SKT 1/2DR 12PT 1-1/8	25-214	WR COMB 12PT LNG 7/16 FP	67-109	PLR DIAG CUT 7 HD W/GRP	70-952	SCR EXTR 3/16
11-310	SKT 3/8DR 12PT 5/16 DP	12-138	SKT 1/2DR 12PT 1-3/16	25-216	WR COMB 12PT LNG 1/2 FP	67-305	PLR CHN NSE 6-1/3 SD CUT W/GRP	70-954	SCR EXTR 15/64
11-312	SKT 3/8DR 12PT 3/8 DP	12-140	SKT 1/2DR 12PT 1-1/4	25-218	WR COMB 12PT LNG 9/16 FP	67-535	PLR END CUT 7-3/8 W/GRP	70-956	SCR EXTR 5/16
11-314	SKT 3/8DR 12PT 7/16 DP	12-918	HDL FLX 1/2DR 17	25-220	WR COMB 12PT LNG 5/8 FP	67-669	PLR SLP JNT 8 W/GRP	70-958	SCR EXTR 3/8
11-316	SKT 3/8DR 12PT 1/2 DP	12-921	EXTEN 1/2DR 2-1/2	25-222	WR COMB 12PT LNG 11/16 FP	67-779	PLR TNG&GRV 10 W/GRP	73-014	WR PIPE 14 HD
11-318	SKT 3/8DR 12PT 9/16 DP	12-923	EXTEN 1/2DR 5	25-224	WR COMB 12PT LNG 3/4 FP	67-783	PLR TNG&GRV 16 W/GRP	78-404	C-LC THRT DP 4 STD SCREW BLK (2)
11-320	SKT 3/8DR 12PT 5/8 DP	12-924	EXTEN 1/2DR 10	25-226	WR COMB 12PT LNG 13/16 FP	67-901	PLR WIRE STRPR CRMP CUT 8-1/4	7WR	7" LOCKING PLIERS
11-322	SKT 3/8DR 12PT 11/16 DP	12-935	HDL SPD 1/2DR 19	25-228	WR COMB 12PT LNG 7/8 FP	68-065	SET RET RNG PLR LIGHT DUTY		
11-324	SKT 3/8DR 12PT 3/4 DP	12-947	UNV JNT 1/2DR	25-230	WR COMB 12PT LNG 15/16 FP				

Set 15-032 406 Pc. Master Set - Tools Only

10-9	10" LOCKING PLIERS	11-512	SKT 3/8DR UNV 12PT 3/8	11-882	SKT 3/8DR TRX BIT T40	12-146	SKT 1/2DR 12PT 1-7/16	12-718	SKT 1/2DR HEX BIT 9/16
11-108	SKT 3/8DR 12PT 1/4	11-514	SKT 3/8DR UNV 12PT 7/16	11-884	SKT 3/8DR TRX BIT T45	12-148	SKT 1/2DR 12PT 1-1/2	12-719	SKT 1/2DR HEX BIT 5/8
11-110	SKT 3/8DR 12PT 5/16	11-516	SKT 3/8DR UNV 12PT 1/2	11-886	SKT 3/8DR TRX BIT T50	12-316	SKT 1/2DR 12PT 1/2 DP	12-892	SKT 1/2DR DRAG LNK 7/64
11-112	SKT 3/8DR 12PT 3/8	11-518	SKT 3/8DR UNV 12PT 9/16	11-918	HDL FLX 3/8DR 8-1/2	12-318	SKT 1/2DR 12PT 9/16 DP	12-893	SKT 1/2DR DRAG LNK 3/32
11-114	SKT 3/8DR 12PT 7/16	11-520	SKT 3/8DR UNV 12PT 5/8	11-922	EXTEN 3/8DR 3	12-320	SKT 1/2DR 12PT 5/8 DP	12-918	HDL FLX 1/2DR 17
11-116	SKT 3/8DR 12PT 1/2	11-522	SKT 3/8DR UNV 12PT 11/16	11-923	EXTEN 3/8DR 6	12-322	SKT 1/2DR 12PT 1-1/16 DP	12-921	EXTEN 1/2DR 2-1/2
11-118	SKT 3/8DR 12PT 9/16	11-524	SKT 3/8DR UNV 12PT 3/4	11-927	EXTEN 3/8DR 12	12-324	SKT 1/2DR 12PT 3/4 DP	12-923	EXTEN 1/2DR 5
11-120	SKT 3/8DR 12PT 5/8	11-708	SKT 3/8DR HEX BIT 1/8	11-929	EXTEN FLX 3/8DR 7-1/4	12-326	SKT 1/2DR 12PT 13/16 DP	12-924	EXTEN 1/2DR 10
11-122	SKT 3/8DR 12PT 11/16	11-710	SKT 3/8DR HEX BIT 5/32	11-935	HDL SPD 3/8DR 16-1/2	12-328	SKT 1/2DR 12PT 7/8 DP	12-935	HDL SPD 1/2DR 19
11-124	SKT 3/8DR 12PT 3/4	11-711	SKT 3/8DR HEX BIT 3/16	11-938	HDL T 3/8DR 8	12-330	SKT 1/2DR 12PT 15/16 DP	12-938	HDL T 1/2DR 11
11-126	SKT 3/8DR 12PT 13/16	11-712	SKT 3/8DR HEX BIT 7/32	11-947	UNV JNT 3/8DR	12-332	SKT 1/2DR 12PT 1 DP	12-944	ADP RAT 1/2DR
11-128	SKT 3/8DR 12PT 7/8	11-713	SKT 3/8DR HEX BIT 1/4	11-972	RAT 3/8DR 7-3/8 REPL 11-903	12-334	SKT 1/2DR 12PT 1-1/16 DP	12-947	UNV JNT 1/2DR
11-130	SKT 3/8DR 12PT 15/16	11-714	SKT 3/8DR HEX BIT 5/16	11-974	RAT 3/8DR FLX 9-1/2	12-336	SKT 1/2DR 12PT 1-1/8 DP	12-951	ADP 1/2 F. 3/8 M.
11-132	SKT 3/8DR 12PT 1	11-715	SKT 3/8DR HEX BIT 3/8	12-112	SKT 1/2DR 12PT 3/8	12-340	SKT 1/2DR 12PT 1-1/4 DP	12-972	RAT 1/2DR 10-1/2 REPL 12-903
11-308	SKT 3/8DR 12PT 1/4 DP	11-802	SKT 3/8DR SLT BIT 1/4	12-114	SKT 1/2DR 12PT 7/16	12-412	SKT 1/2DR 8PT 3/8	12-973	RAT 1/2DR 15 REPL 12-904
11-310	SKT 3/8DR 12PT 5/16 DP	11-822	SKT 3/8DR PHLP BIT #2	12-116	SKT 1/2DR 12PT 1/2	12-414	SKT 1/2DR 8PT 7/16	12-974	RAT 1/2DR FLX 14-1/4
11-312	SKT 3/8DR 12PT 3/8 DP	11-825	SKT 3/8DR PHLP BIT #3	12-118	SKT 1/2DR 12PT 9/16	12-416	SKT 1/2DR 8PT 1/2	13-128	SKT 3/4DR 12PT 7/8
11-314	SKT 3/8DR 12PT 7/16 DP	11-828	SKT 3/8DR PHLP BIT #4	12-119	SKT 1/2DR 12PT 19/32	12-418	SKT 1/2DR 8PT 9/16	13-130	SKT 3/4DR 12PT 15/16
11-316	SKT 3/8DR 12PT 1/2 DP	11-850	WR 3/8DR CRFT 3/8	12-120	SKT 1/2DR 12PT 5/8	12-420	SKT 1/2DR 8PT 5/8	13-132	SKT 3/4DR 12PT 1
11-318	SKT 3/8DR 12PT 9/16 DP	11-851	WR 3/8DR CRFT 7/16	12-122	SKT 1/2DR 12PT 11/16	12-422	SKT 1/2DR 8PT 11/16	13-134	SKT 3/4DR 12PT 1-1/16
11-320	SKT 3/8DR 12PT 5/8 DP	11-852	WR 3/8DR CRFT 1/2	12-124	SKT 1/2DR 12PT 3/4	12-424	SKT 1/2DR 8PT 3/4	13-136	SKT 3/4DR 12PT 1-1/8
11-322	SKT 3/8DR 12PT 11/16 DP	11-853	WR 3/8DR CRFT 9/16	12-125	SKT 1/2DR 12PT 25/32	12-426	SKT 1/2DR 8PT 13/16	13-138	SKT 3/4DR 12PT 1-3/16
11-324	SKT 3/8DR 12PT 3/4 DP	11-854	WR 3/8DR CRFT 5/8	12-126	SKT 1/2DR 12PT 13/16	12-428	SKT 1/2DR 8PT 7/8	13-140	SKT 3/4DR 12PT 1-1/4
11-326	SKT 3/8DR 12PT 13/16 DP	11-855	WR 3/8DR CRFT 11/16	12-128	SKT 1/2DR 12PT 7/8	12-432	SKT 1/2DR 8PT 1	13-142	SKT 3/4DR 12PT 1-5/16
11-328	SKT 3/8DR 12PT 7/8 DP	11-856	WR 3/8DR CRFT 3/4	12-130	SKT 1/2DR 12PT 15/16	12-516	SKT 1/2DR UNV 12PT 1/2	13-144	SKT 3/4DR 12PT 1-3/8
11-330	SKT 3/8DR 12PT 15/16 DP	11-857	WR 3/8DR CRFT 13/16	12-132	SKT 1/2DR 12PT 1	12-518	SKT 1/2DR UNV 12PT 9/16	13-146	SKT 3/4DR 12PT 1-7/16
11-332	SKT 3/8DR 12PT 1 DP	11-858	WR 3/8DR CRFT 7/8	12-134	SKT 1/2DR 12PT 1-1/16	12-520	SKT 1/2DR UNV 12PT 5/8	13-148	SKT 3/4DR 12PT 1-1/2
11-408	SKT 3/8DR 8PT 1/4	11-872	SKT 3/8DR TRX BIT T15	12-136	SKT 1/2DR 12PT 1-1/8	12-713	SKT 1/2DR HEX BIT 1/4	13-150	SKT 3/4DR 12PT 1-9/16
11-410	SKT 3/8DR 8PT 5/16	11-874	SKT 3/8DR TRX BIT T20	12-138	SKT 1/2DR 12PT 1-3/16	12-714</			

Set 15-032 406 Pc. Master Set Cont.

13-158	SKT 3/4DR 12PT 1-13/16	25-522	WR COMB FLX HD 12PT 11/16 FP	28-314	WR RAT FLR NUT 12PT 7/16	67-067	PLR LNMN 8-1/2 W/GRP	70-129	PNCH PIN 7/32 TIP
13-160	SKT 3/4DR 12PT 1-7/8	25-524	WR COMB FLX HD 12PT 3/4 FP	28-316	WR RAT FLR NUT 12PT 1/2	67-109	PLR DIAG CUT 7 HD W/GRP	70-131	PNCH PIN 1/4 TIP
13-164	SKT 3/4DR 12PT 2	26-022	WR OE 1/4X5/16 FP	28-318	WR RAT FLR NUT 12PT 9/16	67-161	PLR DIAG CUT 6-3/8 W/GRP	70-155	PNCH START 3/32 TIP
13-168	SKT 3/4DR 12PT 2-1/8	26-043	WR OE 3/8X7/16 FP	28-320	WR RAT FLR NUT 12PT 5/8	67-305	PLR CHN NSE 6-1/3 SD CUT W/GRP	70-157	PNCH START 1/8 TIP
13-170	SKT 3/4DR 12PT 2-3/16	26-067	WR OE 1/2X9/16 FP	28-322	WR RAT FLR NUT 12PT 11/16			70-161	PNCH START 3/16 TIP
13-172	SKT 3/4DR 12PT 2-1/4	26-094	WR OE 5/8X11/16 FP	28-324	WR RAT FLR NUT 12PT 3/4	67-357	PLR NDL NSE 5-7/16 W/GRP	70-163	PNCH START 7/32 TIP
13-176	SKT 3/4DR 12PT 2-3/8	26-121	WR OE 3/4X13/16 FP	28-408	WR ADJ 8	67-401	PLR NDL NSE 5-7/8 CURV W/GRP	70-165	PNCH START 1/4 TIP
13-918	HDL FLX 3/4DR 22	26-139	WR OE 7/8X15/16 FP	28-410	WR ADJ 10			70-189	PNCH DRFT 1/8 TIP
13-922	EXTEN 3/4DR 5	26-163	WR OE 1X1-1/8 FP	28-412	WR ADJ 12	67-503	PLR DKBLL 8 W/GRP	70-193	PNCH DRFT 3/16 TIP
13-923	EXTEN 3/4DR 8	26-169	WR OE 1-1/16X1-1/4 FP	28-415	WR ADJ 15	67-535	PLR END CUT 7-3/8 W/GRP	70-197	PNCH DRFT 1/4 TIP
13-925	EXTEN 3/4DR 16	26-187	WR OE 1-5/16X1-1/2 FP	3470	HOOK & PIN PULLER	67-667	PLR SLP JNT 6-1/2 W/GRP	70-235	PNCH CNTR 3/8
13-938	HDL T 3/4DR 17-1/2	26-190	WR OE 1-3/8X1-7/16 FP	485	GASKET SCRAPER	67-669	PLR SLP JNT 8 W/GRP	70-239	PNCH CNTR 1/2
13-947	UNV JNT 3/4DR	27-143	WR BX 12PT SHT 3/8X7/16 FP	56131	6 PC T-HDLE BALL PLUS	67-717	PLR TNG&GRV 5 W/GRP	70-255	PNCH PRCK 3/8
13-972	RAT 3/4DR 19	27-167	WR BX 12PT SHT 1/2X9/16 FP	56193	13 PC BALL PLUS SET	67-777	PLR TNG&GRV 6 W/GRP	70-301	CHSL CLD 1/4 TIP
2425	SCRAPER	27-194	WR BX 12PT SHT 5/8X11/16 FP	64-086	WR TRQ 1/2DR 25-250 FT/LB	67-779	PLR TNG&GRV 10 W/GRP	70-303	CHSL CLD 5/16 TIP
25-004	WR COMB 6PT SHT 1/8 FP	27-206	WR BX 12PT SHT 11/16X3/4 FP	66-150	SCRDR PHLP #2X1-1/2	67-783	PLR TNG&GRV 16 W/GRP	70-305	CHSL CLD 3/8 TIP
25-005	WR COMB 6PT SHT 5/32 FP	27-343	WR BX 12PT LNG 3/8X7/16 FP	66-152	SCRDR PHLP #0X2-1/2	67-901	PLR WIRE STRPR CRMP CUT 8-1/4	70-309	CHSL CLD 1/2 TIP
25-006	WR COMB 6PT SHT 3/16 FP	27-367	WR BX 12PT LNG 1/2X9/16 FP	66-153	SCRDR PHLP #1X1	68-025	PLR RET RNG CONV .038 OD	70-311	CHSL CLD 5/8 TIP
25-008	WR COMB 6PT SHT 1/4 FP	27-394	WR BX 12PT LNG 5/8X11/16 FP	66-155	SCRDR PHLP #1X6	68-026	PLR RET RNG CONV .038 45D	70-313	CHSL CLD 3/4 TIP
25-009	WR COMB 6PT SHT 9/32 FP	27-424	WR BX 12PT LNG 3/4X7/8 FP	66-156	SCRDR PHLP #2X4	68-027	PLR RET RNG CONV .038 90D	70-315	CHSL CLD 7/8 TIP
25-010	WR COMB 6PT SHT 3/8 FP	27-451	WR BX 12PT LNG 15/16X1 FP	66-158	SCRDR PHLP #2X8	68-028	PLR RET RNG CONV .047 OD	70-317	CHSL CLD 1 TIP
25-011	WR COMB 6PT SHT 11/32 FP	27-466	WR BX 12PT LNG 1-1/16X1-1/8 FP	66-161	SCRDR PHLP #3X6	68-029	PLR RET RNG CONV .047 45D	70-319	CHSL CLD 1-1/8 TIP
25-012	WR COMB 6PT SHT 3/8 FP	27-510	WR GEARED BOX 12PT 3/8 FP	66-164	SCRDR PHLP #3X8	68-030	PLR RET RNG CONV .047 90D	70-513	ALIGNING BAR PINCH 5/8X16
25-210	WR COMB 12PT LNG 5/16 FP	27-511	WR GEARED BOX 12PT 7/16 FP	66-203	SCRDR SLT 3/16X4 SQ	68-031	PLR RET RNG CONV .070 OD	70-505	ALIGNING BAR PINCH 3/4X24
25-212	WR COMB 12PT LNG 3/8 FP	27-512	WR GEARED BOX 12PT 1/2 FP	66-208	SCRDR SLT 1/4X4 SQ	68-032	PLR RET RNG CONV .070 45D	70-519	CHSL BAR ROLL 1/2X15
25-214	WR COMB 12PT LNG 7/16 FP	27-513	WR GEARED BOX 12PT 9/16 FP	66-217	SCRDR SLT 5/16X6 SQ	68-033	PLR RET RNG CONV .070 90D	70-521	CHSL BAR ROLL 5/8X18
25-216	WR COMB 12PT LNG 1/2 FP	27-514	WR GEARED BOX 12PT 5/8 FP	66-220	SCRDR SLT 3/8X8 SQ	68-034	PLR RET RNG CONV .090 OD	70-865	HCKS FLT MIRROR
25-218	WR COMB 12PT LNG 9/16 FP	27-515	WR GEARED BOX 12PT 11/16 FP	66-226	SCRDR SLT 7/16X12 SQ	68-035	PLR RET RNG CONV .090 45D	70-929	TELESCP RROR 2-1/8 DIA
25-220	WR COMB 12PT LNG 5/8 FP	27-516	WR GEARED BOX 12PT 3/4 FP	66-232	SCRDR SLT 1/4X1-1/2 SQ	68-036	PLR RET RNG CONV .090 90D	70-933	RETR LIT MAG TELESCP
25-222	WR COMB 12PT LNG 11/16 FP	27-904	WR ANG OE 15/64 MDGT 15&75D FP	66-253	SCRDR CAB 1/8X3	68-241	SNIPS MINI 6-1/2	70-950	SCR EXTR 1/8
25-224	WR COMB 12PT LNG 3/4 FP			66-255	SCRDR CAB 1/8X4	68-255	SNIPS AVN 10 STRT	70-952	SCR EXTR 3/16
25-226	WR COMB 12PT LNG 13/16 FP	27-907	WR ANG OE 7/32 MDGT 15&75D FP	66-259	SCRDR CAB 1/8X8	68-275	SNIPS STRT 12-3/4	70-954	SCR EXTR 5/64
25-228	WR COMB 12PT LNG 7/8 FP	27-908	WR ANG OE 1/4 MDGT 15&75D FP	66-262	SCRDR CAB 3/16X4	68-310	KNFE UTIL RETRACT	70-956	SCR EXTR 5/16
25-230	WR COMB 12PT LNG 15/16 FP	27-909	WR ANG OE 9/32 MDGT 15&75D FP	66-268	SCRDR CAB 3/16X8	68-445	TP MEAS 1X25 LCK AUTO	70-958	SCR EXTR 3/8
25-232	WR COMB 12PT LNG 1 FP	27-910	WR ANG OE 5/16 MDGT 15&75D FP	66-806	NUT DR 3/16 HOLL SHFT	69-444	HMR BLL PN 80Z WD HDL	70-960	SCR EXTR 15/32
25-234	WR COMB 12PT LNG 1-1/16 FP	27-911	WR ANG OE 11/32 MDGT 15&75D FP	66-807	NUT DR 7/32 HOLL SHFT	69-448	HMR BLL PN 1LB WD HDL	70-962	SCR EXTR 9/16
25-236	WR COMB 12PT LNG 1-1/8 FP	27-912	WR ANG OE 3/8 MDGT 15&75D FP	66-808	NUT DR 1/4 HOLL SHFT	69-452	HMR BLL PN 2LB WD HDL	70-964	SCR EXTR 21/32
25-240	WR COMB 12PT LNG 1-1/4 FP	27-914	WR ANG OE 7/16 MDGT 15&75D FP	66-809	NUT DR 9/32 HOLL SHFT	69-490	RBR MALL 320Z 16-1/2	70-966	SCR EXTR 13/16
25-242	WR COMB 12PT LNG 1-1/2 FP	27-916	WR ANG OE 1/2 MDGT 15&75D FP	66-810	NUT DR 5/16 HOLL SHFT	69-513	HMR BRS 1.5LB W/GRP	72-441	PULLER CONE 2/3 JAW
25-244	WR COMB 12PT LNG 1-3/8 FP	28-212	WR COMB FLR NUT 6PT 3/8 FP	66-811	NUT DR 11/32 HOLL SHFT	69-532	HMR DEAD BLOW STD 210Z	73-010	WR PIPE 10 HD
25-246	WR COMB 12PT LNG 1-7/16 FP	28-214	WR COMB FLR NUT 6PT 7/16 FP	66-812	NUT DR 3/8 HOLL SHFT	69-534	HMR DEAD BLOW STD 520Z	73-014	WR PIPE 14 HD
25-248	WR COMB 12PT LNG 1-1/2 FP	28-216	WR COMB FLR NUT 6PT 1/2 FP	66-814	NUT DR 7/16 HOLL SHFT	6LN	6' LOCKING PLIERS	73-018	WR PIPE 18 HD
25-512	WR COMB FLX HD 12PT 3/8 FP	28-218	WR COMB FLR NUT 6PT 9/16 FP	66-816	NUT DR 1/2 HOLL SHFT	70-000	PUNCH & CHISEL HOLDER	73-295	CHAIN 3/8 TO 4
25-514	WR COMB FLX HD 12PT 7/16 FP	28-220	WR COMB FLR NUT 6PT 5/8 FP	66-818	NUT DR 9/16 HOLL SHFT	70-103	PNCH PIN 3/32 TIP	78-404	C-CL THRT DP 4 STD SCREW BLK (2)
25-516	WR COMB FLX HD 12PT 1/2 FP	28-222	WR COMB FLR NUT 6PT 11/16 FP	66-820	NUT DR 5/8 HOLL SHFT	70-105	PNCH PIN 1/8 TIP		
25-518	WR COMB FLX HD 12PT 9/16 FP	28-224	WR COMB FLR NUT 6PT 3/4 FP	66-924	SCR START SLT 5	70-107	PNCH PIN 5/32 TIP		
25-520	WR COMB FLX HD 12PT 5/8 FP	28-312	WR RAT FLR NUT 12PT 3/8	66-933	SCR START PHL 5	70-109	PNCH PIN 3/16 TIP		

Set 15-037 248 Pc. Intermediate Set - Tools Only

10R	10" LOCKING PLIERS	11-972	RAT 3/8DR 7-3/8 REPL 11-903	13-134	SKT 3/4DR 12PT 1-1/16	26-079	WR OE 9/16X5/8 FP	66-217	SCRDR SLT 5/16X6 SQ
11-112	SKT 3/8DR 12PT 3/8	12-112	SKT 1/2DR 12PT 3/8	13-136	SKT 3/4DR 12PT 1-1/8	26-097	WR OE 5/8X3/4 FP	66-220	SCRDR SLT 3/8X8 SQ
11-114	SKT 3/8DR 12PT 7/16	12-114	SKT 1/2DR 12PT 7/16	13-140	SKT 3/4DR 12PT 1-1/4	26-106	WR OE 11/16X3/4 FP	66-226	SCRDR SLT 7/16X12 SQ
11-116	SKT 3/8DR 12PT 1/2	12-116	SKT 1/2DR 12PT 1/2	13-142	SKT 3/4DR 12PT 1-5/16	26-133	WR OE 13/16X7/8 FP	66-232	SCRDR SLT 1/4X1-1/2 SQ
11-118	SKT 3/8DR 12PT 9/16	12-118	SKT 1/2DR 12PT 9/16	13-144	SKT 3/4DR 12PT 1-3/8	26-151	WR OE 15/16X1 FP	66-806	NUT DR 3/16 HOLL SHFT
11-120	SKT 3/8DR 12PT 5/8	12-120	SKT 1/2DR 12PT 5/8	13-146	SKT 3/4DR 12PT 1-7/16	26-166	WR OE 1-1/16X1-1/8 FP	66-807	NUT DR 7/32 HOLL SHFT
11-122	SKT 3/8DR 12PT 11/16	12-122	SKT 1/2DR 12PT 11/16	13-148	SKT 3/4DR 12PT 1-1/2	27-143	WR BX 12PT SHT 3/8X7/16 FP	66-808	NUT DR 1/4 HOLL SHFT
11-124	SKT 3/8DR 12PT 3/4	12-124	SKT 1/2DR 12PT 3/4	13-152	SKT 3/4DR 12PT 1-5/8	27-167	WR BX 12PT SHT 1/2X9/16 FP	66-809	NUT DR 9/32 HOLL SHFT
11-126	SKT 3/8DR 12PT 13/16	12-126	SKT 1/2DR 12PT 13/16	13-156	SKT 3/4DR 12PT 1-3/4	27-194	WR BX 12PT SHT 5/8X11/16 FP	66-810	NUT DR 5/16 HOLL SHFT
11-128	SKT 3/8DR 12PT 7/8	12-128	SKT 1/2DR 12PT 7/8	13-158	SKT 3/4DR 12PT 1-13/16	27-206	WR BX 12PT SHT 11/16X3/4 FP	66-811	NUT DR 11/32 HOLL SHFT
11-312	SKT 3/8DR 12PT 3/8 DP	12-130	SKT 1/2DR 12PT 15/16	13-160	SKT 3/4DR 12PT 1-7/8	27-510	WR GEARED BOX 12PT 3/8 FP	66-812	NUT DR 3/8 HOLL SHFT
11-314	SKT 3/8DR 12PT 7/16 DP	12-132	SKT 1/2DR 12PT 1	13-164	SKT 3/4DR 12PT 2	27-511	WR GEARED BOX 12PT 7/16 FP	66-814	NUT DR 7/16 HOLL SHFT
11-316	SKT 3/8DR 12PT 1/2 DP	12-134	SKT 1/2DR 12PT 1-1/16	13-918	HDL FLX 3/4DR 22	27-512	WR GEARED BOX 12PT 1/2 FP	66-816	NUT DR 1/2 HOLL SHFT
11-318	SKT 3/8DR 12PT 9/16 DP	12-136	SKT 1/2DR 12PT 1-1/8	13-923	EXTEN 3/4DR 8	27-513	WR GEARED BOX 12PT 9/16 FP	67-067	PLR LNMN 8-1/2 W/GRP
11-320	SKT 3/8DR 12PT 5/8 DP	12-140	SKT 1/2DR 12PT 1-1/4	13-925	EXTEN 3/4DR 16	27-514	WR GEARED BOX 12PT 5/8 FP	67-109	PLR DIAG CUT 7 HD W/GRP
11-322	SKT 3/8DR 12PT 11/16 DP	12-316	SKT 1/2DR 12PT 1/2 DP	13-938	HDL T 3/4DR 17-1/2	27-515	WR GEARED BOX 12PT 11/16 FP	67-161	PLR DIAG CUT 6-3/8 W/GRP
11-324	SKT 3/8DR 12PT 3/4 DP	12-318	SKT 1/2DR 12PT 9/16 DP	13-972	RAT 3/4DR 19	27-516	WR GEARED BOX 12PT 3/4 FP	67-305	PLR CHN NSE 6-1/3 SD CUT W/GRP
11-326	SKT 3/8DR 12PT 13/16 DP	12-320	SKT 1/2DR 12PT 5/8 DP	25-210	WR COMB 12PT LNG 5/16 FP	28-212	WR COMB FLR NUT 6PT 3/8 FP		
11-328	SKT 3/8DR 12PT 7/8 DP	12-322	SKT 1/2DR 12PT 11/16 DP	25-212	WR COMB 12PT LNG 3/8 FP	28-214	WR COMB FLR NUT 6PT 7/16 FP	67-401	PLR NDL NSE 5-7/8 CURV W/GRP
11-408	SKT 3/8DR 8PT 1/4	12-324	SKT 1/2DR 12PT 3/4 DP	25-214	WR COMB 12PT LNG 7/16 FP	28-216	WR COMB FLR NUT 6PT 1/2 FP		
11-410	SKT 3/8DR 8PT 5/16	12-326	SKT 1/2DR 12PT 13/16 DP	25-216	WR COMB 12PT LNG 1/2 FP	28-218	WR COMB FLR NUT 6PT 9/16 FP	67-503	PLR DKBLL 8 W/GRP
11-412	SKT 3/8DR 8PT 3/8	12-328	SKT 1/2DR 12PT 7/8 DP	25-218	WR COMB 12PT LNG 9/16 FP	28-220	WR COMB FLR NUT 6PT 5/8 FP	67-535	PLR END CUT 7-3/8 W/GRP
11-514	SKT 3/8DR UNV 12PT 7/16	12-330	SKT 1/2DR 12PT 15/16 DP	25-220	WR COMB 12PT LNG 5/8 FP	28-222	WR COMB FLR NUT 6PT 11/16 FP	67-669	PLR SLP JNT 8 W/GRP
11-516	SKT 3/8DR UNV 12PT 1/2	12-332	SKT 1/2DR 12PT 1 DP	25-222	WR COMB 12PT LNG 11/16 FP	28-224	WR COMB FLR NUT 6PT 3/4 FP	67-717	PLR TNG&GRV 10 W/GRP
11-518	SKT 3/8DR UNV 12PT 9/16	12-334	SKT 1/2DR 12PT 1-1/16 DP	25-224	WR COMB 12PT LNG 3/4 FP	28-408	WR ADJ 8	67-777	PLR TNG&GRV 6 W/GRP
11-520	SKT 3/8DR UNV 12PT 5/8	12-336	SKT 1/2DR 12PT 1-1/8 DP	25-226	WR COMB 12PT LNG 13/16 FP	28-410	WR ADJ 10	67-779	PLR TNG&GRV 16 W/GRP
11-524	SKT 3/8DR UNV 12PT 3/4	12-340	SKT 1/2DR 12PT 1-1/4 DP	25-228	WR COMB 12PT LNG 7/8 FP	28-412	WR ADJ 12	68-025	PLR RET RNG CONV .038 OD
11-708	SKT 3/8DR HEX BIT 1/8	12-717	SKT 1/2DR HEX BIT 1/2	25-230	WR COMB 12PT LNG 15/16 FP	28-415	WR ADJ 15	68-026	PLR RET RNG CONV .038 45D
11-710	SKT 3/8DR HEX BIT 5/32	12-718	SKT 1/2DR HEX BIT 9/16	25-232	WR COMB 12PT LNG 1 FP	3470	HOOK & PIN PULLER	68-027	PLR RET RNG CONV .047 OD
11-711	SKT 3/8DR HEX BIT 3/16	12-719	SKT 1/2DR HEX BIT 5/8	25-234	WR COMB 12PT LNG 1-1/16 FP	485	GASKET SCRAPER	68-028	PLR RET RNG CONV .047 45D
11-712	SKT 3/8DR HEX BIT 7/32	12-918	HDL FLX 1/2DR 17	25-236	WR COMB 12PT LNG 1-1/8 FP	56196	12 PC BALL PLUS SET	68-029	PLR RET RNG CONV .047 90D
11-713	SKT 3/8DR HEX BIT 1/4	12-921	EXTEN 1/2DR 2-1/2	25-240	WR COMB 12PT LNG 1-1/4 FP	64-086	WR TRQ 1/2DR 25-250 FT/LB	68-030	PLR RET RNG CONV .047 90D
11-714	SKT 3/8DR HEX BIT 5/16	12-923	EXTEN 1/2DR 5	25-242	WR COMB 12PT LNG 1-5/16 FP	66-150	SCRDR PHLP #2X1-1/2	68-031	PLR RET RNG CONV .070 OD
11-715	SKT 3/8DR HEX BIT 3/8	12-924	EXTEN 1/2DR 10	25-244	WR COMB 12PT LNG 1-3/8 FP	66-152	SCRDR PHLP #0X2-1/2	68-032	PLR RET RNG CONV .070 45D
11-918	HDL FLX 3/8DR 8-1/2	12-935	HDL SPD 1/2DR 19	25-246	WR COMB 12PT LNG 1-7/16 FP	66-153	SCRDR PHLP #1X3	68-033	PLR RET RNG CONV .090 90D

Master Set Contents

Set 15-037 248 Pc. Intermediate Set Cont.

68-255 SNIPS AVN 10 STRT	70-105 PNCH PIN 1/8 TIP	70-393 CHSL CAPE 7/32 TIP	70-958 SCR EXTR 3/8	73-295 CHAIN 3/8 TO 4
68-310 KNFE UTIL RETRACT	70-109 PNCH PIN 3/16 TIP	70-421 CHSL DIA PT 3/16 TIP	70-960 SCR EXTR 15/32	78-404 C-CL THRT DP 4 STD BLK (2)
68-445 TP MEAS 1X25 LCK AUTO	70-153 PNCH START 1/16 TIP	70-503 ALIGNING BAR PNCH 5/8X16	70-962 SCR EXTR 9/16	78-406 C-CL THRT DP 6 STD BLK (2)
69-448 HMR BLL PN 1LB WD HDL	70-157 PNCH START 1/8 TIP	70-519 CHSL BAR ROLL1/2X15	70-964 SCR EXTR 21/32	77R 7' LOCKING PLIERS
69-452 HMR BLL PN 2LB WD HDL	70-161 PNCH START 3/16 TIP	70-865 HCKS FLT FRM	70-966 SCR EXTR 13/16	
69-513 HMR BRS 1.5LB W/GRP	70-235 PNCH CNTR 3/8	70-950 SCR EXTR 1/8	72-441 PULLER CONE 2/3JAW	
69-532 HMR DEAD BLOW STD 21OZ	70-303 CHSL CLD 5/16 TIP	70-952 SCR EXTR 3/16	73-010 WR PIPE 10 HD	
70-000 PUNCH & CHISEL HOLDER	70-307 CHSL CLD 7/16 TIP	70-954 SCR EXTR 15/64	73-014 WR PIPE 14 HD	
70-103 PNCH PIN 3/32 TIP	70-309 CHSL CLD 1/2 TIP	70-956 SCR EXTR 5/16	73-018 WR PIPE 18 HD	

Set 15-042 148 Pc. Basic Mechanics Set - Tools Only

10R 10" LOCKING PLIERS	12-118 SKT 1/2DR 12PT 9/16	13-142 SKT 3/4DR 12PT 1-5/16	28-410 WR ADJ 10	69-448 HMR BLL PN 1LB WD HDL
11-112 SKT 3/8DR 12PT 3/8	12-119 SKT 1/2DR 12PT 19/32	13-144 SKT 3/4DR 12PT 1-3/8	28-412 WR ADJ 12	69-452 HMR BLL PN 2LB WD HDL
11-114 SKT 3/8DR 12PT 7/16	12-120 SKT 1/2DR 12PT 5/8	13-146 SKT 3/4DR 12PT 1-7/16	28-415 WR ADJ 15	69-532 HMR DEAD BLOW STD 21OZ
11-116 SKT 3/8DR 12PT 1/2	12-121 SKT 1/2DR 12PT 21/32	13-148 SKT 3/4DR 12PT 1-1/2	485 GASKET SCRAPER	70-000 PUNCH & CHISEL HOLDER
11-118 SKT 3/8DR 12PT 9/16	12-122 SKT 1/2DR 12PT 11/16	13-152 SKT 3/4DR 12PT 1-5/8	56198 7 PC BALL PLUS SET	70-103 PNCH PIN 3/32 TIP
11-120 SKT 3/8DR 12PT 5/8	12-124 SKT 1/2DR 12PT 3/4	13-156 SKT 3/4DR 12PT 1-3/4	66-150 SCRDR PHLP #2X1-1/2	70-105 PNCH PIN 1/8 TIP
11-122 SKT 3/8DR 12PT 11/16	12-125 SKT 1/2DR 12PT 25/32	13-158 SKT 3/4DR 12PT 1-13/16	66-152 SCRDR PHLP #0X2-1/2	70-109 PNCH PIN 3/16 TIP
11-124 SKT 3/8DR 12PT 3/4	12-126 SKT 1/2DR 12PT 13/16	13-160 SKT 3/4DR 12PT 1-7/8	66-153 SCRDR PHLP #1X3	70-153 PNCH START 1/16 TIP
11-126 SKT 3/8DR 12PT 13/16	12-128 SKT 1/2DR 12PT 7/8	13-164 SKT 3/4DR 12PT 2	66-156 SCRDR PHLP #2X4	70-157 PNCH START 1/8 TIP
11-128 SKT 3/8DR 12PT 7/8	12-130 SKT 1/2DR 12PT 15/16	13-918 HDL FLX 3/4DR 22	66-161 SCRDR PHLP #3X6	70-161 PNCH START 3/16 TIP
11-310 SKT 3/8DR 12PT 5/16 DP	12-132 SKT 1/2DR 12PT 1	13-923 EXTEN 3/4DR 8	66-164 SCRDR PHLP #4X8	70-235 PNCH CNTR 3/8
11-312 SKT 3/8DR 12PT 3/8 DP	12-134 SKT 1/2DR 12PT 1-1/16	13-925 EXTEN 3/4DR 16	66-203 SCRDR SLT 3/16X4 SQ	70-303 CHSL CLD 5/16 TIP
11-314 SKT 3/8DR 12PT 7/16 DP	12-136 SKT 1/2DR 12PT 1-1/8	13-938 HDL T 3/4DR 17-1/2	66-208 SCRDR SLT 1/4X4 SQ	70-307 CHSL CLD 7/16 TIP
11-316 SKT 3/8DR 12PT 1/2 DP	12-138 SKT 1/2DR 12PT 1-3/16	13-972 RAT 3/4DR 19	66-217 SCRDR SLT 5/16X6 SQ	70-309 CHSL CLD 1/2 TIP
11-318 SKT 3/8DR 12PT 9/16 DP	12-140 SKT 1/2DR 12PT 1-1/4	25-210 WR COMB 12PT LNG 5/16 FP	66-220 SCRDR SLT 3/8X8 SQ	70-393 CHSL CAPE 7/32 TIP
11-320 SKT 3/8DR 12PT 5/8 DP	12-918 HDL FLX 1/2DR 17	25-212 WR COMB 12PT LNG 3/8 FP	66-226 SCRDR SLT 7/16X12 SQ	70-421 CHSL DIA PT 3/16 TIP
11-322 SKT 3/8DR 12PT 11/16 DP	12-921 EXTEN 1/2DR 2-1/2	25-214 WR COMB 12PT LNG 7/16 FP	66-232 SCRDR SLT 1/4X1-1/2 SQ	70-503 ALIGNING BAR PNCH 5/8X16
11-324 SKT 3/8DR 12PT 3/4 DP	12-923 EXTEN 1/2DR 5	25-216 WR COMB 12PT LNG 1/2 FP	67-067 PLR LNMM 8-1/2 W/GRP	70-519 CHSL BAR ROLL1/2X15
11-326 SKT 3/8DR 12PT 13/16 DP	12-924 EXTEN 1/2DR 10	25-218 WR COMB 12PT LNG 9/16 FP	67-109 PLR DIAG CUT 7 HD W/GRP	70-865 HCKS FLT FRM
11-328 SKT 3/8DR 12PT 7/8 DP	12-935 HDL SPD 1/2DR 19	25-220 WR COMB 12PT LNG 5/8 FP	67-305 PLR CHN NSE 6-1/3 SD CUT W/GRP	70-950 SCR EXTR 1/8
11-918 HDL FLX 3/8DR 8-1/2	12-945 RAT SPIN 1/2DR	25-222 WR COMB 12PT LNG 11/16 FP	67-669 PLR SLP JNT 8 W/GRP	70-952 SCR EXTR 3/16
11-922 EXTEN 3/8DR 3	12-947 UNV JNT 1/2DR	25-224 WR COMB 12PT LNG 3/4 FP	67-779 PLR TNG&GRV 10 W/GRP	70-954 SCR EXTR 15/64
11-927 EXTEN 3/8DR 12	12-972 RAT 1/2DR 10-1/2 REPL 12-903	25-226 WR COMB 12PT LNG 13/16 FP	67-783 PLR TNG&GRV 16 W/GRP	70-956 SCR EXTR 5/16
11-935 HDL SPD 3/8DR 16-1/2	13-128 SKT 3/4DR 12PT 7/8	25-228 WR COMB 12PT LNG 7/8 FP	67-901 PLR WIRE STRPR CRMP CUT 8-1/4	70-958 SCR EXTR 3/8
11-947 UNV JNT 3/8DR	13-130 SKT 3/4DR 12PT 15/16	25-230 WR COMB 12PT LNG 15/16 FP	68-065 SET RET RNG PLR LIGHT DUTY	73-014 WR PIPE 14 HD
11-972 RAT 3/8DR 7-3/8 REPL 11-903	13-132 SKT 3/4DR 12PT 1	25-232 WR COMB 12PT LNG 1 FP	68-255 SNIPS AVN 10 STRT	78-404 C-CL THRT DP 4 STD SCREW BLK (2)
12-112 SKT 1/2DR 12PT 3/8	13-134 SKT 3/4DR 12PT 1-1/16	25-234 WR COMB 12PT LNG 1-1/16 FP	68-310 KNFE UTIL RETRACT	77R 7' LOCKING PLIERS
12-114 SKT 1/2DR 12PT 7/16	13-136 SKT 3/4DR 12PT 1-1/8	25-236 WR COMB 12PT LNG 1-1/8 FP	68-445 TP MEAS 1X25 LCK AUTO	
12-116 SKT 1/2DR 12PT 1/2	13-140 SKT 3/4DR 12PT 1-1/4	25-240 WR COMB 12PT LNG 1-1/4 FP		

Set 15-047 417 Pc. Master Mechanics Set - Tools Only

10-006 SKT 1/4DR 6PT 3/16	10-935 HDL SPD 1/4DR 15-3/4	11-708 SKT 3/8DR HEX BIT 1/8	12-125 SKT 1/2DR 12PT 25/32	12-719 SKT 1/2DR HEX BIT 5/8
10-007 SKT 1/4DR 6PT 7/32	10-938 HDL T 1/4DR 4-1/2	11-710 SKT 3/8DR HEX BIT 5/32	12-126 SKT 1/2DR 12PT 13/16	12-892 SKT 1/2DR DRAG LNK 7/64
10-008 SKT 1/4DR 6PT 1/4	10-943 HDL SPIN 1/4DR 6	11-711 SKT 3/8DR HEX BIT 3/16	12-128 SKT 1/2DR 12PT 7/8	12-893 SKT 1/2DR DRAG LNK 3/32
10-009 SKT 1/4DR 6PT 9/32	10-947 UNV JNT 1/4DR	11-712 SKT 3/8DR HEX BIT 7/32	12-130 SKT 1/2DR 12PT 15/16	12-918 HDL FLX 1/2DR 17
10-010 SKT 1/4DR 6PT 5/16	10-972 RAT 1/4DR 5-9/32 REPL 10-903	11-713 SKT 3/8DR HEX BIT 1/4	12-132 SKT 1/2DR 12PT 1	12-921 EXTEN 1/2DR 2-1/2
10-011 SKT 1/4DR 6PT 11/32	10R 10" LOCKING PLIERS	11-714 SKT 3/8DR HEX BIT 5/16	12-134 SKT 1/2DR 12PT 1-1/16	12-923 EXTEN 1/2DR 5
10-012 SKT 1/4DR 6PT 3/8	11-108 SKT 3/8DR 12PT 1/4	11-715 SKT 3/8DR HEX BIT 3/8	12-136 SKT 1/2DR 12PT 1-1/8	12-924 EXTEN 1/2DR 10
10-014 SKT 1/4DR 6PT 7/16	11-110 SKT 3/8DR 12PT 5/16	11-802 SKT 3/8DR SLT BIT 1/4	12-138 SKT 1/2DR 12PT 1-3/16	12-935 HDL SPD 1/2DR 19
10-016 SKT 1/4DR 6PT 1/2	11-112 SKT 3/8DR 12PT 3/8	11-822 SKT 3/8DR PHLP BIT #2	12-140 SKT 1/2DR 12PT 1-1/4	12-938 HDL T 1/2DR 11
10-018 SKT 1/4DR 6PT 9/16	11-114 SKT 3/8DR 12PT 7/16	11-825 SKT 3/8DR PHLP BIT #3	12-142 SKT 1/2DR 12PT 1-5/16	12-944 ADP RAT 1/2DR
10-206 SKT 1/4DR 6PT 3/16 DP	11-116 SKT 3/8DR 12PT 1/2	11-828 SKT 3/8DR PHLP BIT #4	12-144 SKT 1/2DR 12PT 1-3/8	12-947 UNV JNT 1/2DR
10-207 SKT 1/4DR 6PT 7/32 DP	11-118 SKT 3/8DR 12PT 9/16	11-850 WR 3/8DR CRFT 3/8	12-146 SKT 1/2DR 12PT 1-7/16	12-951 ADP 1/2DR 1/2FX3/8M
10-208 SKT 1/4DR 6PT 1/4 DP	11-120 SKT 3/8DR 12PT 5/8	11-851 WR 3/8DR CRFT 7/16	12-148 SKT 1/2DR 12PT 1-1/2	12-972 RAT 1/2DR 10-1/2 REPL 12-903
10-209 SKT 1/4DR 6PT 9/32 DP	11-122 SKT 3/8DR 12PT 11/16	11-852 WR 3/8DR CRFT 1/2	12-149 SKT 1/2DR 12PT 1/2 DP	12-973 RAT 1/2DR 15 REPL 12-904
10-210 SKT 1/4DR 6PT 5/16 DP	11-124 SKT 3/8DR 12PT 3/4	11-853 WR 3/8DR CRFT 9/16	12-318 SKT 1/2DR 12PT 9/16 DP	12-974 RAT 1/2DR FLX 14-1/4
10-211 SKT 1/4DR 6PT 11/32 DP	11-126 SKT 3/8DR 12PT 13/16	11-854 WR 3/8DR CRFT 5/8	12-320 SKT 1/2DR 12PT 5/8 DP	2425 SCRAPER
10-212 SKT 1/4DR 6PT 3/8 DP	11-128 SKT 3/8DR 12PT 7/8	11-855 WR 3/8DR CRFT 11/16	12-322 SKT 1/2DR 12PT 11/16 DP	25-004 WR COMB 6PT SHT 1/8 FP
10-214 SKT 1/4DR 6PT 7/16 DP	11-130 SKT 3/8DR 12PT 15/16	11-856 WR 3/8DR CRFT 3/4	12-324 SKT 1/2DR 12PT 3/4 DP	25-005 WR COMB 6PT SHT 5/32 FP
10-216 SKT 1/4DR 6PT 1/2 DP	11-132 SKT 3/8DR 12PT 1	11-857 WR 3/8DR CRFT 13/16	12-326 SKT 1/2DR 12PT 13/16 DP	25-006 WR COMB 6PT SHT 3/16 FP
10-218 SKT 1/4DR 6PT 9/16 DP	11-308 SKT 3/8DR 12PT 1/4 DP	11-858 WR 3/8DR CRFT 7/8	12-328 SKT 1/2DR 12PT 7/8 DP	25-008 WR COMB 6PT SHT 1/4 FP
10-408 SKT 1/4DR 4PT 1/4	11-310 SKT 3/8DR 12PT 5/16 DP	11-872 SKT 3/8DR TRX BIT T15	12-330 SKT 1/2DR 12PT 15/16 DP	25-009 WR COMB 6PT SHT 9/32 FP
10-410 SKT 1/4DR 8PT 5/16	11-312 SKT 3/8DR 12PT 3/8 DP	11-874 SKT 3/8DR TRX BIT T20	12-332 SKT 1/2DR 12PT 1 DP	25-010 WR COMB 6PT SHT 5/16 FP
10-412 SKT 1/4DR 8PT 3/8	11-314 SKT 3/8DR 12PT 7/16 DP	11-876 SKT 3/8DR TRX BIT T25	12-334 SKT 1/2DR 12PT 1-1/16 DP	25-011 WR COMB 6PT SHT 11/32 FP
10-704 SKT 1/4 DR HEX BIT 1/16	11-316 SKT 3/8DR 12PT 1/2 DP	11-878 SKT 3/8DR TRX BIT T27	12-336 SKT 1/2DR 12PT 1-1/8 DP	25-012 WR COMB 6PT SHT 3/8 FP
10-705 SKT 1/4 DR HEX BIT 5/64	11-318 SKT 3/8DR 12PT 9/16 DP	11-880 SKT 3/8DR TRX BIT T30	12-340 SKT 1/2DR 12PT 1-1/4 DP	25-210 WR COMB 12PT LNG 5/16 FP
10-706 SKT 1/4 DR HEX BIT 3/32	11-320 SKT 3/8DR 12PT 5/8 DP	11-882 SKT 3/8DR TRX BIT T40	12-412 SKT 1/2DR 8PT 3/8	25-212 WR COMB 12PT LNG 3/8 FP
10-707 SKT 1/4 DR HEX BIT 7/64	11-322 SKT 3/8DR 12PT 11/16 DP	11-918 HDL FLX 3/8DR 8-1/2	12-414 SKT 1/2DR 8PT 7/16	25-214 WR COMB 12PT LNG 7/16 FP
10-708 SKT 1/4 DR HEX BIT 1/8	11-324 SKT 3/8DR 12PT 3/4 DP	11-922 EXTEN 3/8DR 3	12-416 SKT 1/2DR 8PT 1/2	25-216 WR COMB 12PT LNG 1/2 FP
10-709 SKT 1/4 DR HEX BIT 9/64	11-326 SKT 3/8DR 12PT 13/16 DP	11-923 EXTEN 3/8DR 6	12-418 SKT 1/2DR 8PT 9/16	25-218 WR COMB 12PT LNG 9/16 FP
10-710 SKT 1/4 DR HEX BIT 5/32	11-328 SKT 3/8DR 12PT 7/8 DP	11-927 EXTEN 3/8DR 12	12-420 SKT 1/2DR 8PT 5/8	25-220 WR COMB 12PT LNG 5/8 FP
10-711 SKT 1/4 DR HEX BIT 3/16	11-330 SKT 3/8DR 12PT 15/16 DP	11-929 EXTEN FLX 3/8DR 7-1/4	12-422 SKT 1/2DR 8PT 11/16	25-222 WR COMB 12PT LNG 11/16 FP
10-712 SKT 1/4 DR HEX BIT 7/32	11-332 SKT 3/8DR 12PT 1 DP	11-935 HDL SPD 3/8DR 16-1/2	12-424 SKT 1/2DR 8PT 3/4	25-224 WR COMB 12PT LNG 3/4 FP
10-713 SKT 1/4 DR HEX BIT 1/4	11-408 SKT 3/8DR 8PT 1/4	11-938 HDL T 3/8DR 8	12-426 SKT 1/2DR 8PT 13/16	25-226 WR COMB 12PT LNG 13/16 FP
10-714 SKT 1/4 DR HEX BIT 5/16	11-410 SKT 3/8DR 8PT 5/16	11-947 UNV JNT 3/8DR	12-428 SKT 1/2DR 8PT 7/8	25-228 WR COMB 12PT LNG 7/8 FP
10-801 SKT 1/4DR SLT BIT 3/16	11-412 SKT 3/8DR 8PT 3/8	11-972 RAT 3/8DR 7-3/8 REPL 11-903	12-432 SKT 1/2DR 8PT 1	25-230 WR COMB 12PT LNG 15/16 FP
10-802 SKT 1/4DR SLT BIT 1/4	11-414 SKT 3/8DR 8PT 7/16	11-974 RAT 3/8DR FLX 9-1/2	12-516 SKT 1/2DR UNV 12PT 1/2	25-232 WR COMB 12PT LNG 1 FP
10-821 SKT 1/4DR PHLP BIT #1	11-416 SKT 3/8DR 8PT 1/2	12-112 SKT 1/2DR 12PT 3/8	12-518 SKT 1/2DR UNV 12PT 9/16	25-234 WR COMB 12PT LNG 1-1/16 FP
10-822 SKT 1/4DR PHLP BIT #2	11-512 SKT 3/8DR UNV 12PT 3/8	12-114 SKT 1/2DR 12PT 7/16	12-520 SKT 1/2DR UNV 12PT 5/8	25-236 WR COMB 12PT LNG 1-1/8 FP
10-823 SKT 1/4DR PHLP BIT #3	11-514 SKT 3/8DR UNV 12PT 7/16	12-116 SKT 1/2DR 12PT 1/2	12-713 SKT 1/2DR HEX BIT 1/4	25-240 WR COMB 12PT LNG 1-1/4 FP
10-918 HDL FLX 1/4DR 5-3/4	11-516 SKT 3/8DR UNV 12PT 1/2	12-118 SKT 1/2DR 12PT 9/16	12-714 SKT 1/2DR HEX BIT 5/16	25-512 WR COMB FLX HD 12PT 3/8 FP
10-921 EXTEN 1/4DR 2	11-518 SKT 3/8DR UNV 12PT 9/16	12-119 SKT 1/2DR 12PT 19/32	12-715 SKT 1/2DR HEX BIT 3/8	25-514 WR COMB FLX HD 12PT 7/16 FP
10-922 EXTEN 1/4DR 4	11-520 SKT 3/8DR UNV 12PT 5/8	12-120 SKT 1/2DR 12PT 5/8	12-716 SKT 1/2DR HEX BIT 1/2	25-516 WR COMB FLX HD 12PT 1/2 FP
10-923 EXTEN 1/4DR 6	11-522 SKT 3/8DR UNV 12PT 11/16	12-122 SKT 1/2DR 12PT 11/16	12-717 SKT 1/2DR HEX BIT 7/16	25-518 WR COMB FLX HD 12PT 9/16 FP
10-929 EXTEN 1/4DR FLX 6	11-524 SKT 3/8DR UNV 12PT 3/4	12-124 SKT 1/2DR 12PT 3/4	12-718 SKT 1/2DR HEX BIT 9/16	Continued...

Set 15-047 417 Pc. Master Mechanics Set Cont.

25-520	WR COMB FLX HD 12PT 5/8 FP	27-914	WR ANG OE 7/16 MDGT 15&75D FP	66-253	SCRDR CAB 1/8X3	68-030	PLR RET RNG CONV .047 90D	70-309	CHSL CLD 1/2 TIP
25-522	WR COMB FLX HD 12PT 11/16 FP	27-916	WR ANG OE 1/2 MDGT 15&75D FP	66-255	SCRDR CAB 1/8X4	68-031	PLR RET RNG CONV .070 OD	70-311	CHSL CLD 5/8 TIP
25-524	WR COMB FLX HD 12PT 3/4 FP	28-212	WR COMB FLR NUT 6PT 3/8 FP	66-259	SCRDR CAB 1/8X8	68-032	PLR RET RNG CONV .070 45D	70-313	CHSL CLD 3/4 TIP
26-022	WR OE 1/4X5/16 FP	28-214	WR COMB FLR NUT 6PT 7/16 FP	66-262	SCRDR CAB 3/16X4	68-033	PLR RET RNG CONV .070 90D	70-315	CHSL CLD 7/8 TIP
26-043	WR OE 3/8X7/16 FP	28-216	WR COMB FLR NUT 6PT 1/2 FP	66-268	SCRDR CAB 3/16X8	68-034	PLR RET RNG CONV .090 OD	70-317	CHSL CLD 1 TIP
26-067	WR OE 1/2X9/16 FP	28-218	WR COMB FLR NUT 6PT 9/16 FP	66-806	NUT DR 3/16 HOLL SHFT	68-035	PLR RET RNG CONV .090 45D	70-319	CHSL CLD 1-1/8 TIP
26-094	WR OE 5/8X11/16 FP	28-220	WR COMB FLR NUT 6PT 5/8 FP	66-807	NUT DR 7/32 HOLL SHFT	68-036	PLR RET RNG CONV .090 90D	70-503	ALIGNING BAR PINCH 5/8X16
26-121	WR OE 3/4X13/16 FP	28-222	WR COMB FLR NUT 6PT 11/16 FP	66-808	NUT DR 1/4 HOLL SHFT	68-241	SNIPS MINI 6-1/2	70-505	ALIGNING BAR PINCH 3/4X24
26-139	WR OE 7/8X15/16 FP	28-224	WR COMB FLR NUT 6PT 3/4 FP	66-809	WR COMB FLR NUT 6PT 3/4 FP	68-255	SNIPS AVN 10 STRT	70-519	CHSL BAR ROLL 1/2X15
26-163	WR OE 1X1-1/8 FP	28-312	WR RAT FLR NUT 12PT 3/8	66-810	NUT DR 5/16 HOLL SHFT	68-275	SNIPS STRT 12-3/4	70-521	CHSL BAR ROLL 5/8X18
26-169	WR OE 1-1/16X1-1/4 FP	28-314	WR RAT FLR NUT 12PT 7/16	66-811	NUT DR 11/32 HOLL SHFT	68-310	KNFE UTIL RETRACT	70-793	SET FEELER GAUGE 25 BLADE
26-187	WR OE 1-5/16X1-1/2 FP	28-316	WR RAT FLR NUT 12PT 1/2	66-812	NUT DR 3/8 HOLL SHFT	68-445	TP MEAS 1X25 LCK AUTO	70-865	HCKS FLT FRM
26-190	WR OE 1-3/8X1-7/16 FP	28-318	WR RAT FLR NUT 12PT 9/16	66-814	NUT DR 7/16 HOLL SHFT	69-444	HMR BLL PN 80Z WD HDL	70-923	TELESCP MIRROR 2-1/8 DIA
27-143	WR BX 12PT SHT 3/8X7/16 FP	28-320	WR RAT FLR NUT 12PT 5/8	66-816	NUT DR 1/2 HOLL SHFT	69-448	HMR BLL PN 1LB WD HDL	70-929	RETR TL MAG TELESCP
27-167	WR BX 12PT SHT 1/2X9/16 FP	28-322	WR RAT FLR NUT 12PT 11/16	66-818	NUT DR 9/16 HOLL SHFT	69-452	HMR BLL PN 2LB WD HDL	70-950	SCR EXTR 1/8
27-194	WR BX 12PT SHT 5/8X11/16 FP	28-324	WR RAT FLR NUT 12PT 3/4	66-820	NUT DR 5/8 HOLL SHFT	69-490	RBR MALL 320Z 16-1/2	70-952	SCR EXTR 3/16
27-206	WR BX 12PT SHT 11/16X3/4 FP	28-406	WR ADJ 6	66-924	SCR START SLT 5	69-532	HMR DEAD BLOW STD 210Z	70-954	SCR EXTR 15/64
27-343	WR BX 12PT LNG 3/8X7/16 FP	28-408	WR ADJ 8	66-933	SCR START PHL 5	66-1N	6' LOCKING PLIERS	70-956	SCR EXTR 5/16
27-367	WR BX 12PT LNG 1/2X9/16 FP	28-410	WR ADJ 10	67-067	PLR LNMM 8-1/2 W/GRP	70-000	PUNCH & CHISEL HOLDER	70-958	SCR EXTR 3/8
27-394	WR BX 12PT LNG 5/8X11/16 FP	28-412	WR ADJ 12	67-109	PLR DIAG CUT 7 HD W/GRP	70-103	PNCH PIN 3/32 TIP	70-960	SCR EXTR 15/32
27-424	WR BX 12PT LNG 3/4X7/8 FP	3470	HOOK & PIN PULLER	67-161	PLR DIAG CUT 6-3/8 W/GRP	70-105	PNCH PIN 1/8 TIP	70-962	SCR EXTR 9/16
27-451	WR BX 12PT LNG 15/16X1 FP	485	GASKET SCRAPER	67-305	PLR CHN NSE 6-1/3 SD CUT W/GRP	70-107	PNCH PIN 5/32 TIP	70-964	SCR EXTR 21/32
27-466	WR BX 12PT LNG 1-1/16X1-1/8 FP	56131	6 PC T-HDLE BALL PLUS SET	67-357	PLR NDL NSE 5-7/16 W/GRP	70-109	PNCH PIN 3/16 TIP	70-966	SCR EXTR 13/16
27-510	WR GEARED BOX 12PT 3/8 FP	56193	13 PC BALL PLUS SET	67-401	PLR NDL NSE 5-7/8 CURV W/GRP	70-129	PNCH PIN 7/32 TIP	71-614	PULLER REV CONE 3JAW
27-511	WR GEARED BOX 12PT 7/16 FP	64-085	WR TRO 1/2DR 10-150 FT/LB	67-503	PLR DKBL 8 W/GRP	70-131	PNCH PIN 1/4 TIP	73-000	WR PIPE 8 HD
27-512	WR GEARED BOX 12PT 1/2 FP	66-150	SCRDR PHL 2#X1-1/2	67-535	PLR DKL 8 W/GRP	70-155	PNCH START 3/32 TIP	73-010	WR PIPE 10 HD
27-513	WR GEARED BOX 12PT 1/4 FP	66-152	SCRDR PHL #0X2-1/2	67-535	PLR END CUT 7-3/8 W/GRP	70-157	PNCH START 1/8 TIP	73-014	WR PIPE 14 HD
27-514	WR GEARED BOX 12PT 5/8 FP	66-153	SCRDR PHL #1X3	67-667	PLR SLP JNT 6-1/2 W/GRP	70-161	PNCH START 3/16 TIP	78-404	C-L THRT DP 4 STD SCREW BLK (2)
27-515	WR GEARED BOX 12PT 11/16 FP	66-155	SCRDR PHL #1X6	67-669	PLR SLP JNT 8 W/GRP	70-163	PNCH START 7/32 TIP	7WR	7' LOCKING PLIERS
27-516	WR GEARED BOX 12PT 3/4 FP	66-156	SCRDR PHL #2X4	67-717	PLR TNG&GRV 5 W/GRP	70-165	PNCH START 1/4 TIP		
27-904	WR ANG OE 15/64 MDGT 15&75D FP	66-161	SCRDR PHL #3X6	67-777	PLR TNG&GRV 6 W/GRP	70-189	PNCH DRFT 1/8 TIP		
27-907	WR ANG OE 7/32 MDGT 15&75D FP	66-164	SCRDR PHL #4X8	67-779	PLR TNG&GRV 10 W/GRP	70-193	PNCH DRFT 3/16 TIP		
27-908	WR ANG OE 1/4 MDGT 15&75D FP	66-203	SCRDR SLT 3/16X4 SQ	67-901	PLR WIRE STRPR CRMP CUT 8-1/4	70-197	PNCH DRFT 1/4 TIP		
27-909	WR ANG OE 9/32 MDGT 15&75D FP	66-208	SCRDR SLT 1/4X4 SQ	68-025	PLR RET RNG CONV .038 OD	70-235	PNCH CNTR 3/8		
27-910	WR ANG OE 5/16 MDGT 15&75D FP	66-217	SCRDR SLT 5/16X6 SQ	68-026	PLR RET RNG CONV .038 45D	70-239	PNCH CNTR 1/2		
27-911	WR ANG OE 11/32 MDGT 15&75D FP	66-220	SCRDR SLT 3/8X8 SQ	68-027	PLR RET RNG CONV .038 90D	70-255	PNCH PRCK 3/8		
27-912	WR ANG OE 3/8 MDGT 15&75D FP	66-226	SCRDR SLT 7/16X12 SQ	68-028	PLR RET RNG CONV .047 OD	70-301	CHSL CLD 1/4 TIP		
		66-232	SCRDR SLT 1/4X1-1/2 SQ	68-029	PLR RET RNG CONV .047 45D	70-303	CHSL CLD 5/16 TIP		
						70-305	CHSL CLD 3/8 TIP		

Set 15-052 227 Pc. Intermediate Set - Tools Only

10-006	SKT 1/4DR 6PT 3/16	11-328	SKT 3/8DR 12PT 7/8 DP	12-330	SKT 1/2DR 12PT 15/16 DP	27-510	WR GEARED BOX 12PT 3/8 FP	67-401	PLR NDL NSE 5-7/8 CURV W/GRP
10-007	SKT 1/4DR 6PT 7/32	11-408	SKT 3/8DR 8PT 1/4	12-332	SKT 1/2DR 12PT 1 DP	27-511	WR GEARED BOX 12PT 7/16 FP	67-503	PLR DKBL 8 W/GRP
10-008	SKT 1/4DR 6PT 1/4	11-410	SKT 3/8DR 8PT 5/16	12-334	SKT 1/2DR 12PT 1-1/16 DP	27-512	WR GEARED BOX 12PT 1/2 FP	67-535	PLR END CUT 7-3/8 W/GRP
10-009	SKT 1/4DR 6PT 9/32	11-412	SKT 3/8DR 8PT 3/8	12-336	SKT 1/2DR 12PT 1-1/8 DP	27-513	WR GEARED BOX 12PT 9/16 FP	67-669	PLR SLP JNT 8 W/GRP
10-010	SKT 1/4DR 6PT 5/16	11-514	SKT 3/8DR UNV 12PT 7/16	12-340	SKT 1/2DR 12PT 1-1/4 DP	27-514	WR GEARED BOX 12PT 5/8 FP	67-779	PLR TNG&GRV 10 W/GRP
10-011	SKT 1/4DR 6PT 11/32	11-516	SKT 3/8DR UNV 12PT 1/2	12-342	SKT 1/2DR HEX BIT 1/2	27-515	WR GEARED BOX 12PT 11/16 FP	67-901	PLR WIRE STRPR CRMP CUT 8-1/4
10-012	SKT 1/4DR 6PT 3/8	11-518	SKT 3/8DR UNV 12PT 9/16	12-344	SKT 1/2DR HEX BIT 5/8	27-516	WR GEARED BOX 12PT 3/4 FP	68-065	SET RET RNG PLR LIGHT DUTY
10-014	SKT 1/4DR 6PT 7/16	11-520	SKT 3/8DR UNV 12PT 5/8	12-348	HDL FLX 1/2DR 1/2	28-212	WR COMB FLR NUT 6PT 3/8 FP	68-241	SNIPS MINI 6-1/2
10-016	SKT 1/4DR 6PT 1/2	11-524	SKT 3/8DR UNV 12PT 3/4	12-349	EXTEN 1/2DR 2-1/2	28-214	WR COMB FLR NUT 6PT 7/16 FP	68-255	SNIPS AVN 10 STRT
10-018	SKT 1/4DR 6PT 9/16	11-708	SKT 3/8DR HEX BIT 1/8	12-921	EXTEN 1/2DR 5	28-216	WR COMB FLR NUT 6PT 1/2 FP	68-310	KNFE UTIL RETRACT
10-206	SKT 1/4DR 6PT 3/16 DP	11-710	SKT 3/8DR HEX BIT 5/32	12-923	EXTEN 1/2DR 19	28-218	WR COMB FLR NUT 6PT 5/8 FP	68-445	TP MEAS 1X25 LCK AUTO
10-207	SKT 1/4DR 6PT 7/32 DP	11-711	SKT 3/8DR HEX BIT 3/16	12-924	HDL SPD 1/2DR 19	28-220	WR COMB FLR NUT 6PT 9/16 FP	69-444	HMR BLL PN 1LB WD HDL
10-208	SKT 1/4DR 6PT 1/4 DP	11-712	SKT 3/8DR HEX BIT 7/32	12-935	UNV JNT 1/2DR	28-222	WR COMB FLR NUT 6PT 11/16 FP	69-448	HMR BLL PN 2LB WD HDL
10-209	SKT 1/4DR 6PT 9/32 DP	11-713	SKT 3/8DR HEX BIT 1/4	12-947	RAT 1/2DR 10-1/2 REPL 12-903	28-224	WR COMB FLR NUT 6PT 3/4 FP	69-532	HMR DEAD BLOW STD 210Z
10-210	SKT 1/4DR 6PT 5/16 DP	11-714	SKT 3/8DR HEX BIT 5/16	12-972	RAT 1/2DR 10-1/2 REPL 12-903	28-406	WR ADJ 6	70-000	PUNCH & CHISEL HOLDER
10-211	SKT 1/4DR 6PT 11/32 DP	11-715	SKT 3/8DR HEX BIT 3/8	25-210	WR COMB 12PT LNG 5/16 FP	28-408	WR ADJ 8	70-103	PNCH PIN 3/32 TIP
10-212	SKT 1/4DR 6PT 3/8 DP	11-918	HDL FLX 3/8DR 8-1/2	25-212	WR COMB 12PT LNG 3/4 FP	28-410	WR ADJ 10	70-105	PNCH PIN 1/8 TIP
10-214	SKT 1/4DR 6PT 7/16 DP	11-922	EXTEN 3/8DR 3	25-214	WR COMB 12PT LNG 7/16 FP	3470	HOOK & PIN PULLER	70-107	PNCH PIN 5/32 TIP
10-216	SKT 1/4DR 6PT 1/2 DP	11-923	EXTEN 3/8DR 6	25-216	WR COMB 12PT LNG 1/2 FP	485	GASKET SCRAPER	70-109	PNCH PIN 3/16 TIP
10-218	SKT 1/4DR 6PT 9/16 DP	11-927	EXTEN 3/8DR 12	25-218	WR COMB 12PT LNG 9/16 FP	56193	13 PC BALL PLUS SET	70-153	PNCH START 1/16 TIP
10-918	HDL FLX 1/4DR 5-3/4	11-935	HDL SPD 3/8DR 16-1/2	25-220	WR COMB 12PT LNG 5/8 FP	66-150	SCRDR PHL 2#X1-1/2	70-155	PNCH START 1/8 TIP
10-921	EXTEN 1/4DR 2	11-947	UNV JNT 3/8DR	25-222	WR COMB 12PT LNG 11/16 FP	66-152	SCRDR PHL #0X2-1/2	70-161	PNCH START 3/16 TIP
10-923	EXTEN 1/4DR 6	11-972	RAT 3/8DR 7-3/8 REPL 11-903	25-224	WR COMB 12PT LNG 3/4 FP	66-153	SCRDR PHL #1X3	70-235	PNCH CNTR 3/8
10-943	HDL SPIN 1/4DR 6	12-112	SKT 1/2DR 12PT 3/8	25-226	WR COMB 12PT LNG 13/16 FP	66-156	SCRDR PHL #2X4	70-303	CHSL CLD 5/16 TIP
10-947	UNV JNT 1/4DR	12-114	SKT 1/2DR 12PT 7/16	25-228	WR COMB 12PT LNG 7/8 FP	66-161	SCRDR PHL #3X6	70-307	CHSL CLD 7/16 TIP
10-972	RAT 1/4DR 5-9/32 REPL 10-903	12-116	SKT 1/2DR 12PT 1/2	25-230	WR COMB 12PT LNG 15/16 FP	66-164	SCRDR PHL #4X8	70-309	CHSL CLD 1/2 TIP
10R	10' LOCKING PLIERS	12-118	SKT 1/2DR 12PT 9/16	25-232	WR COMB 12PT LNG 1 FP	66-203	SCRDR SLT 3/16X4 SQ	70-393	CHSL CAPE 7/32 TIP
11-112	SKT 3/8DR 12PT 3/8	12-120	SKT 1/2DR 12PT 5/8	25-234	WR COMB 12PT LNG 1-1/16 FP	66-208	SCRDR SLT 1/4X4 SQ	70-421	CHSL DIA PT 3/16 TIP
11-114	SKT 3/8DR 12PT 7/16	12-122	SKT 1/2DR 12PT 11/16	25-236	WR COMB 12PT LNG 1-1/8 FP	66-217	SCRDR SLT 5/16X6 SQ	70-503	ALIGNING BAR PINCH 5/8X16
11-116	SKT 3/8DR 12PT 1/2	12-124	SKT 1/2DR 12PT 3/4	25-240	WR COMB 12PT LNG 1-1/4 FP	66-220	SCRDR SLT 3/8X8 SQ	70-519	CHSL BAR ROLL 1/2X15
11-118	SKT 3/8DR 12PT 9/16	12-126	SKT 1/2DR 12PT 13/16	26-022	WR OE 1/4X5/16 FP	66-226	SCRDR SLT 7/16X12 SQ	70-793	SET FEELER GAUGE 25 BLADE
11-120	SKT 3/8DR 12PT 5/8	12-128	SKT 1/2DR 12PT 7/8	26-034	WR OE 5/16X3/8 FP	66-232	SCRDR SLT 1/4X1-1/2 SQ	70-865	HCKS FLT FRM
11-122	SKT 3/8DR 12PT 11/16	12-130	SKT 1/2DR 12PT 15/16	26-058	WR OE 7/16X1/2 FP	66-808	NUT DR 1/4 HOLL SHFT	70-950	SCR EXTR 1/8
11-124	SKT 3/8DR 12PT 3/4	12-132	SKT 1/2DR 12PT 1	26-067	WR OE 1/2X9/16 FP	66-809	NUT DR 9/32 HOLL SHFT	70-952	SCR EXTR 3/16
11-126	SKT 3/8DR 12PT 13/16	12-134	SKT 1/2DR 12PT 1-1/16	26-079	WR OE 9/16X5/8 FP	66-810	NUT DR 5/16 HOLL SHFT	70-954	SCR EXTR 15/64
11-128	SKT 3/8DR 12PT 7/8	12-136	SKT 1/2DR 12PT 1-1/8	26-097	WR OE 5/8X3/4 FP	66-811	NUT DR 11/32 HOLL SHFT	70-956	SCR EXTR 5/16
11-312	SKT 3/8DR 12PT 3/8 DP	12-140	SKT 1/2DR 12PT 1-1/4	26-106	WR OE 11/16X3/4 FP	66-812	NUT DR 3/8 HOLL SHFT	70-958	SCR EXTR 3/8
11-314	SKT 3/8DR 12PT 7/16 DP	12-316	SKT 1/2DR 12PT 1/2 DP	26-133	WR OE 13/16X7/8 FP	66-814	NUT DR 7/16 HOLL SHFT	73-010	WR PIPE 10 HD
11-316	SKT 3/8DR 12PT 1/2 DP	12-318	SKT 1/2DR 12PT 9/16 DP	26-151	WR OE 15/16X1 FP	66-816	NUT DR 1/2 HOLL SHFT	78-404	C-L THRT DP 4 STD BLK (2)
11-318	SKT 3/8DR 12PT 9/16 DP	12-320	SKT 1/2DR 12PT 5/8 DP	26-166	WR OE 1-1/16X1-1/8 FP	67-067	PLR LNMM 8-1/2 W/GRP	7WR	7' LOCKING PLIERS
11-320	SKT 3/8DR 12PT 5/8 DP	12-322	SKT 1/2DR 12PT 11/16 DP	27-143	WR BX 12PT SHT 3/8X7/16 FP	67-109	PLR DIAG CUT 7 HD W/GRP		
11-322	SKT 3/8DR 12PT 11/16 DP	12-324	SKT 1/2DR 12PT 3/4 DP	27-167	WR BX 12PT SHT 1/2X9/16 FP	67-305	PLR CHN NSE 6-1/3 SD CUT W/GRP		
11-324	SKT 3/8DR 12PT 3/4 DP	12-326	SKT 1/2DR 12PT 13/16 DP	27-194	WR BX 12PT SHT 5/8X11/16 FP				
11-326	SKT 3/8DR 12PT 13/16 DP	12-328	SKT 1/2DR 12PT 7/8 DP	27-206	WR BX 12PT SHT 11/16X3/4 FP				

Set 15-057 131 Pc. Basic Set - Tools Only

10-006 SKT 1/4DR 6PT 3/16	11-312 SKT 3/8DR 12PT 3/8 DP	12-126 SKT 1/2DR 12PT 13/16	25-230 WR COMB 12PT LNG 15/16 FP	68-255 SNIPS AVN 10 STRT
10-007 SKT 1/4DR 6PT 7/32	11-314 SKT 3/8DR 12PT 7/16 DP	12-128 SKT 1/2DR 12PT 7/8	25-232 WR COMB 12PT LNG 1 FP	68-310 KNIFE UTIL RETRACT
10-008 SKT 1/4DR 6PT 1/4	11-316 SKT 3/8DR 12PT 1/2 DP	12-130 SKT 1/2DR 12PT 15/16	25-234 WR COMB 12PT LNG 1-1/16 FP	69-448 HMR BLL PN 1LB WD HDL
10-009 SKT 1/4DR 6PT 9/32	11-318 SKT 3/8DR 12PT 9/16 DP	12-132 SKT 1/2DR 12PT 1	25-236 WR COMB 12PT LNG 1-1/8 FP	69-532 HMR DEAD BLOW STD 210Z
10-010 SKT 1/4DR 6PT 5/16	11-320 SKT 3/8DR 12PT 5/8 DP	12-134 SKT 1/2DR 12PT 1-1/16	25-240 WR COMB 12PT LNG 1-1/4 FP	70-000 PUNCH & CHISEL HOLDER
10-011 SKT 1/4DR 6PT 11/32	11-322 SKT 3/8DR 12PT 11/16 DP	12-136 SKT 1/2DR 12PT 1-1/8	28-406 WR ADJ 6	70-103 PNCH PIN 3/32 TIP
10-012 SKT 1/4DR 6PT 3/8	11-324 SKT 3/8DR 12PT 3/4 DP	12-138 SKT 1/2DR 12PT 1-3/16	28-410 WR ADJ 10	70-105 PNCH PIN 1/8 TIP
10-014 SKT 1/4DR 6PT 7/16	11-326 SKT 3/8DR 12PT 13/16 DP	12-140 SKT 1/2DR 12PT 1-1/4	3470 HOOK & PIN PULLER	70-109 PNCH PIN 3/16 TIP
10-016 SKT 1/4DR 6PT 1/2	11-328 SKT 3/8DR 12PT 7/8 DP	12-918 HDL FLX 1/2DR 17	485 GASKET SCRAPER	70-153 PNCH START 1/16 TIP
10-018 SKT 1/4DR 6PT 9/16	11-918 HDL FLX 3/8DR 8-1/2	12-921 EXTEN 1/2DR 2-1/2	56198 7PC BALL PLUS SET	70-157 PNCH START 1/8 TIP
10-921 EXTEN 1/4DR 2	11-922 EXTEN 3/8DR 3	12-923 EXTEN 1/2DR 5	66-102 SCRDR SLT 1/4X4	70-161 PNCH START 3/16 TIP
10-923 EXTEN 1/4DR 6	11-927 EXTEN 3/8DR 12	12-924 EXTEN 1/2DR 10	66-103 SCRDR SLT 5/16X6	70-235 PNCH CNTR 3/8
10-943 HDL SPIN 1/4DR 6	11-935 HDL SPD 3/8DR 16-1/2	12-935 HDL SPD 1/2DR 19	66-153 SCRDR PHLP #1X3	70-303 CHSL CLD 5/16 TIP
10-947 UNV JNT 1/4DR	11-947 UNV JNT 3/8DR	12-947 UNV JNT 1/2DR	66-156 SCRDR PHLP #2X4	70-307 CHSL CLD 7/16 TIP
10-972 RAT 1/4DR 5-9/32 REPL 10-903	11-972 RAT 3/8DR 7-3/8 REPL 11-903	12-972 RAT 1/2DR 10-1/2 REPL 12-903	66-161 SCRDR PHLP #3X6	70-309 CHSL CLD 1/2 TIP
11-112 SKT 1/2DR 12PT 3/8	12-112 SKT 1/2DR 12PT 3/8	25-210 WR COMB 12PT LNG 5/16 FP	66-261 SCRDR CAB 3/16X3	70-393 CHSL CAPE 7/32 TIP
11-114 SKT 3/8DR 12PT 7/16	12-114 SKT 1/2DR 12PT 7/16	25-212 WR COMB 12PT LNG 3/8 FP	66-262 SCRDR CAB 3/16X4	70-421 CHSL DIA PT 3/16 TIP
11-116 SKT 3/8DR 12PT 1/2	12-116 SKT 1/2DR 12PT 1/2	25-214 WR COMB 12PT LNG 7/16 FP	66-265 SCRDR CAB 3/16X5	70-793 SET FEELER GAUGE 25 BLADE
11-118 SKT 3/8DR 12PT 9/16	12-118 SKT 1/2DR 12PT 9/16	25-216 WR COMB 12PT LNG 1/2 FP	67-067 PLR LNMM 8-1/2 W/GRP	70-865 HCKS FLT FRM
11-120 SKT 3/8DR 12PT 5/8	12-119 SKT 1/2DR 12PT 19/32	25-218 WR COMB 12PT LNG 9/16 FP	67-109 PLR DIAG CUT 7 HD W/GRP	70-950 SCR EXTR 1/8
11-122 SKT 3/8DR 12PT 11/16	12-120 SKT 1/2DR 12PT 5/8	25-220 WR COMB 12PT LNG 5/8 FP	67-305 PLR CHN NSE 6-1/3 SD CUT W/GRP	70-952 SCR EXTR 3/16
11-124 SKT 3/8DR 12PT 3/4	12-121 SKT 1/2DR 12PT 21/32	25-222 WR COMB 12PT LNG 11/16 FP	67-669 PLR SLP JNT 8 W/GRP	70-954 SCR EXTR 15/64
11-126 SKT 3/8DR 12PT 13/16	12-122 SKT 1/2DR 12PT 11/16	25-224 WR COMB 12PT LNG 3/4 FP	67-779 PLR TNG&GRV 10 W/GRP	70-956 SCR EXTR 5/16
11-128 SKT 3/8DR 12PT 7/8	12-124 SKT 1/2DR 12PT 3/4	25-226 WR COMB 12PT LNG 13/16 FP	67-901 PLR WIRE STRPR CRMP CUT 8-1/4	70-958 SCR EXTR 3/8
11-310 SKT 3/8DR 12PT 5/16 DP	12-125 SKT 1/2DR 12PT 25/32	25-228 WR COMB 12PT LNG 7/8 FP	68-065 SET RET RNG PLR LIGHT DUTY	7WR 7" LOCKING PLIERS

Set 15-062 163 Pc. Intermediate Set - Tools Only

10R 10" LOCKING PLIERS	11-713 SKT 3/8DR HEX BIT 1/4	12-330 SKT 1/2DR 12PT 15/16 DP	26-067 WR OE 1/2X9/16 FP	67-779 PLR TNG&GRV 10 W/GRP
11-112 SKT 3/8DR 12PT 3/8	11-714 SKT 3/8DR HEX BIT 5/16	12-332 SKT 1/2DR 12PT 1 DP	26-079 WR OE 9/16X5/8 FP	67-901 PLR WIRE STRPR CRMP CUT 8-1/4
11-114 SKT 3/8DR 12PT 7/16	11-715 SKT 3/8DR HEX BIT 3/8	12-334 SKT 1/2DR 12PT 1-1/16 DP	26-106 WR OE 11/16X3/4 FP	SET RET RNG PLR LIGHT DUTY
11-116 SKT 3/8DR 12PT 1/2	11-918 HDL FLX 3/8DR 8-1/2	12-336 SKT 1/2DR 12PT 1-1/8 DP	26-133 WR OE 13/16X7/8 FP	68-065 SNIPS AVN 10 STRT
11-118 SKT 3/8DR 12PT 9/16	11-922 EXTEN 3/8DR 3	12-340 SKT 1/2DR 12PT 1-1/4 DP	27-143 WR BX 12PT SHT 3/8X7/16 FP	69-448 HMR BLL PN 1LB WD HDL
11-120 SKT 3/8DR 12PT 5/8	11-923 EXTEN 3/8DR 6	12-717 SKT 1/2DR HEX BIT 1/2	27-167 WR BX 12PT SHT 1/2X9/16 FP	69-532 HMR DEAD BLOW STD 210Z
11-122 SKT 3/8DR 12PT 11/16	11-927 EXTEN 3/8DR 12	12-718 SKT 1/2DR HEX BIT 9/16	27-194 WR BX 12PT SHT 5/8X11/16 FP	70-000 PUNCH & CHISEL HOLDER
11-124 SKT 3/8DR 12PT 3/4	11-935 HDL SPD 3/8DR 16-1/2	12-719 SKT 1/2DR HEX BIT 5/8	27-206 WR BX 12PT SHT 11/16X3/4 FP	70-103 PNCH PIN 3/32 TIP
11-126 SKT 3/8DR 12PT 13/16	11-947 UNV JNT 3/8DR	12-918 HDL FLX 1/2DR 17	28-406 WR ADJ 6	70-105 PNCH PIN 1/8 TIP
11-128 SKT 3/8DR 12PT 7/8	11-972 RAT 3/8DR 7-3/8 REPL 11-903	12-921 EXTEN 1/2DR 2-1/2	28-410 WR ADJ 10	70-109 PNCH PIN 3/16 TIP
11-312 SKT 3/8DR 12PT 3/8 DP	12-112 SKT 1/2DR 12PT 3/8	12-923 EXTEN 1/2DR 5	28-412 WR ADJ 12	70-153 PNCH START 1/16 TIP
11-314 SKT 3/8DR 12PT 7/16 DP	12-114 SKT 1/2DR 12PT 7/16	12-924 EXTEN 1/2DR 10	485 GASKET SCRAPER	70-157 PNCH START 1/8 TIP
11-316 SKT 3/8DR 12PT 1/2 DP	12-116 SKT 1/2DR 12PT 1/2	12-935 HDL SPD 1/2DR 19	56196 12 PC BALL PLUS SET	70-161 PNCH START 3/16 TIP
11-318 SKT 3/8DR 12PT 9/16 DP	12-118 SKT 1/2DR 12PT 9/16	12-947 UNV JNT 1/2DR	66-150 SCRDR PHLP #2X1-1/2	70-235 PNCH CNTR 3/8
11-320 SKT 3/8DR 12PT 5/8 DP	12-120 SKT 1/2DR 12PT 5/8	12-972 RAT 1/2DR 10-1/2 REPL 12-903	66-152 SCRDR PHLP #0X2-1/2	70-303 CHSL CLD 5/16 TIP
11-322 SKT 3/8DR 12PT 11/16 DP	12-122 SKT 1/2DR 12PT 11/16	25-210 WR COMB 12PT LNG 5/16 FP	66-153 SCRDR PHLP #1X3	70-307 CHSL CLD 7/16 TIP
11-324 SKT 3/8DR 12PT 3/4 DP	12-124 SKT 1/2DR 12PT 3/4	25-212 WR COMB 12PT LNG 3/8 FP	66-156 SCRDR PHLP #2X4	70-309 CHSL CLD 1/2 TIP
11-326 SKT 3/8DR 12PT 13/16 DP	12-126 SKT 1/2DR 12PT 13/16	25-214 WR COMB 12PT LNG 7/16 FP	66-161 SCRDR PHLP #3X6	70-393 CHSL CAPE 7/32 TIP
11-328 SKT 3/8DR 12PT 7/8 DP	12-128 SKT 1/2DR 12PT 7/8	25-216 WR COMB 12PT LNG 1/2 FP	66-164 SCRDR PHLP #4X8	70-421 CHSL DIA PT 3/16 TIP
11-408 SKT 3/8DR 8PT 1/4	12-130 SKT 1/2DR 12PT 15/16	25-218 WR COMB 12PT LNG 9/16 FP	66-203 SCRDR SLT 3/16X4 SQ	70-503 ALIGNING BAR PINCH 5/8X16
11-410 SKT 3/8DR 8PT 5/16	12-132 SKT 1/2DR 12PT 1	25-220 WR COMB 12PT LNG 5/8 FP	66-208 SCRDR SLT 1/4X4 SQ	70-519 CHSL BAR ROLL 1/2X15
11-412 SKT 3/8DR 8PT 3/8	12-134 SKT 1/2DR 12PT 1-1/16	25-222 WR COMB 12PT LNG 11/16 FP	66-217 SCRDR SLT 5/16X6 SQ	70-865 HCKS FLT FRM
11-514 SKT 3/8DR UNV 12PT 7/16	12-136 SKT 1/2DR 12PT 1-1/8	25-224 WR COMB 12PT LNG 3/4 FP	66-220 SCRDR SLT 3/8X8 SQ	70-950 SCR EXTR 1/8
11-516 SKT 3/8DR UNV 12PT 1/2	12-140 SKT 1/2DR 12PT 1-1/4	25-226 WR COMB 12PT LNG 13/16 FP	66-226 SCRDR SLT 7/16X12 SQ	70-952 SCR EXTR 3/16
11-518 SKT 3/8DR UNV 12PT 9/16	12-316 SKT 1/2DR 12PT 1/2 DP	25-228 WR COMB 12PT LNG 7/8 FP	66-232 SCRDR SLT 1/4X1-1/2 SQ	70-954 SCR EXTR 15/64
11-520 SKT 3/8DR UNV 12PT 5/8	12-318 SKT 1/2DR 12PT 9/16 DP	25-230 WR COMB 12PT LNG 15/16 FP	67-067 PLR LNMM 8-1/2 W/GRP	70-956 SCR EXTR 5/16
11-524 SKT 3/8DR UNV 12PT 3/4	12-320 SKT 1/2DR 12PT 5/8 DP	25-232 WR COMB 12PT LNG 1 FP	67-109 PLR DIAG CUT 7 HD W/GRP	70-958 SCR EXTR 3/8
11-708 SKT 3/8DR HEX BIT 1/8	12-322 SKT 1/2DR 12PT 11/16 DP	25-234 WR COMB 12PT LNG 1-1/16 FP	67-161 PLR DIAG CUT 6-3/8 W/GRP	7WR 7" LOCKING PLIERS
11-710 SKT 3/8DR HEX BIT 5/32	12-324 SKT 1/2DR 12PT 3/4 DP	25-236 WR COMB 12PT LNG 1-1/8 FP	67-305 PLR CHN NSE 6-1/3 SD CUT W/GRP	
11-711 SKT 3/8DR HEX BIT 3/16	12-326 SKT 1/2DR 12PT 13/16 DP	25-240 WR COMB 12PT LNG 1-1/4 FP	67-535 PLR END CUT 7-3/8 W/GRP	
11-712 SKT 3/8DR HEX BIT 7/32	12-328 SKT 1/2DR 12PT 7/8 DP	26-043 WR OE 3/8X7/16 FP	67-669 PLR SLP JNT 8 W/GRP	

Set 15-066 96 Pc. Basic Set - Tools Only

11-112 SKT 3/8DR 12PT 3/8	12-118 SKT 1/2DR 12PT 9/16	12-924 EXTEN 1/2DR 10	25-236 WR COMB 12PT LNG 1-1/8 FP	68-255 SNIPS AVN 10 STRT
11-114 SKT 3/8DR 12PT 7/16	12-119 SKT 1/2DR 12PT 19/32	12-935 HDL SPD 1/2DR 19	25-240 WR COMB 12PT LNG 1-1/4 FP	69-448 HMR BLL PN 1LB WD HDL
11-116 SKT 3/8DR 12PT 1/2	12-120 SKT 1/2DR 12PT 5/8	12-945 RAT SPIN 1/2DR	28-406 WR ADJ 6	69-532 HMR DEAD BLOW STD 210Z
11-118 SKT 3/8DR 12PT 9/16	12-121 SKT 1/2DR 12PT 21/32	12-947 UNV JNT 1/2DR	28-410 WR ADJ 10	70-000 PUNCH & CHISEL HOLDER
11-120 SKT 3/8DR 12PT 5/8	12-122 SKT 1/2DR 12PT 11/16	12-972 RAT 1/2DR 10-1/2 REPL 12-903	485 GASKET SCRAPER	70-103 PNCH PIN 3/32 TIP
11-122 SKT 3/8DR 12PT 11/16	12-124 SKT 1/2DR 12PT 3/4	25-210 WR COMB 12PT LNG 5/16 FP	56198 7PC BALL PLUS SET	70-105 PNCH PIN 1/8 TIP
11-124 SKT 3/8DR 12PT 3/4	12-125 SKT 1/2DR 12PT 25/32	25-212 WR COMB 12PT LNG 3/8 FP	66-102 SCRDR SLT 1/4X4	70-109 PNCH START 1/16 TIP
11-126 SKT 3/8DR 12PT 13/16	12-126 SKT 1/2DR 12PT 13/16	25-214 WR COMB 12PT LNG 7/16 FP	66-103 SCRDR SLT 5/16X6	70-153 PNCH START 1/8 TIP
11-128 SKT 3/8DR 12PT 7/8	12-128 SKT 1/2DR 12PT 7/8	25-216 WR COMB 12PT LNG 1/2 FP	66-153 SCRDR PHLP #1X3	70-157 PNCH START 1/16 TIP
11-918 HDL FLX 3/8DR 8-1/2	12-130 SKT 1/2DR 12PT 15/16	25-218 WR COMB 12PT LNG 9/16 FP	66-156 SCRDR PHLP #2X4	70-161 PNCH START 3/16 TIP
11-922 EXTEN 3/8DR 3	12-132 SKT 1/2DR 12PT 1	25-220 WR COMB 12PT LNG 5/8 FP	66-161 SCRDR PHLP #3X6	70-235 PNCH CNTR 3/8
11-927 EXTEN 3/8DR 12	12-134 SKT 1/2DR 12PT 1-1/16	25-222 WR COMB 12PT LNG 11/16 FP	66-261 SCRDR CAB 3/16X3	70-303 CHSL CLD 5/16 TIP
11-935 HDL SPD 3/8DR 16-1/2	12-136 SKT 1/2DR 12PT 1-1/8	25-224 WR COMB 12PT LNG 3/4 FP	66-262 SCRDR CAB 3/16X4	70-307 CHSL CLD 7/16 TIP
11-947 UNV JNT 3/8DR	12-138 SKT 1/2DR 12PT 1-3/16	25-226 WR COMB 12PT LNG 13/16 FP	66-265 SCRDR CAB 3/16X5	70-309 CHSL CLD 1/2 TIP
11-972 RAT 3/8DR 7-3/8 REPL 11-903	12-140 SKT 1/2DR 12PT 1-1/4	25-228 WR COMB 12PT LNG 7/8 FP	67-109 PLR DIAG CUT 7 HD W/GRP	70-393 CHSL CAPE 7/32 TIP
12-112 SKT 1/2DR 12PT 3/8	12-918 HDL FLX 1/2DR 17	25-230 WR COMB 12PT LNG 15/16 FP	67-305 PLR CHN NSE 6-1/3 SD CUT W/GRP	70-421 CHSL DIA PT 3/16 TIP
12-114 SKT 1/2DR 12PT 7/16	12-921 EXTEN 1/2DR 2-1/2	25-232 WR COMB 12PT LNG 1 FP	67-669 PLR SLP JNT 8 W/GRP	70-865 HCKS FLT FRM
12-116 SKT 1/2DR 12PT 1/2	12-923 EXTEN 1/2DR 5	25-234 WR COMB 12PT LNG 1-1/16 FP	67-779 PLR TNG&GRV 10 W/GRP	7WR 7" LOCKING PLIERS

Set 15-071 78 Pc. Basic Set - Tools Only

12-112 SKT 1/2DR 12PT 3/8	12-316 SKT 1/2DR 12PT 1/2 DP	12-924 EXTEN 1/2DR 10	25-234 WR COMB 12PT LNG 1-1/16 FP	67-109 PLR DIAG CUT 7 HD W/GRP
12-114 SKT 1/2DR 12PT 7/16	12-318 SKT 1/2DR 12PT 9/16 DP	12-972 RAT 1/2DR 10-1/2 REPL 12-903	25-236 WR COMB 12PT LNG 1-1/8 FP	67-323 PLR CHN NSE 8 W/GRP
12-116 SKT 1/2DR 12PT 1/2	12-320 SKT 1/2DR 12PT 5/8 DP	25-210 WR COMB 12PT LNG 5/16 FP	25-240 WR COMB 12PT LNG 1-1/4 FP	67-669 PLR SLP JNT 8 W/GRP
12-118 SKT 1/2DR 12PT 9/16	12-322 SKT 1/2DR 12PT 11/16 DP	25-212 WR COMB 12PT LNG 3/8 FP	28-408 WR ADJ 8	67-779 PLR TNG&GRV 10 W/GRP
12-120 SKT 1/2DR 12PT 5/8	12-324 SKT 1/2DR 12PT 3/4 DP	25-214 WR COMB 12PT LNG 7/16 FP	28-412 WR ADJ 12	69-448 HMR BLL PN 1LB WD HDL
12-122 SKT 1/2DR 12PT 11/16	12-326 SKT 1/2DR 12PT 13/16 DP	25-216 WR COMB 12PT LNG 1/2 FP	56066 9 PC FOLD-UP	69-532 HMR DEAD BLOW STD 210Z
12-124 SKT 1/2DR 12PT 3/4	12-328 SKT 1/2DR 12PT 7/8 DP	25-218 WR COMB 12PT LNG 9/16 FP	66-102 SCRDR SLT 1/4X4	70-109 PNCH PIN 3/16 TIP
12-126 SKT 1/2DR 12PT 13/16	12-330 SKT 1/2DR 12PT 15/16 DP	25-220 WR COMB 12PT LNG 5/8 FP	66-103 SCRDR SLT 5/16X6	70-197 PNCH DRFT 1/4 TIP
12-128 SKT 1/2DR 12PT 7/8	12-332 SKT 1/2DR 12PT 1 DP	25-222 WR COMB 12PT LNG 11/16 FP	66-153 SCRDR PHLP #1X3	70-235 PNCH CNTR 3/8
12-130 SKT 1/2DR 12PT 15/16	12-334 SKT 1/2DR 12PT 1-1/16 DP	25-224 WR COMB 12PT LNG 3/4 FP	66-156 SCRDR PHLP #2X4	70-239 PNCH CNTR 1/2
12-132 SKT 1/2DR 12PT 1	12-336 SKT 1/2DR 12PT 1-1/8 DP	25-226 WR COMB 12PT LNG 13/16 FP	66-161 SCRDR PHLP #3X6	70-305 CHSL CLD 3/8 TIP
12-134 SKT 1/2DR 12PT 1-1/16	12-340 SKT 1/2DR 12PT 1-1/4 DP	25-228 WR COMB 12PT LNG 7/8 FP	66-261 SCRDR CAB 3/16X3	70-309 CHSL CLD 1/2 TIP
12-136 SKT 1/2DR 12PT 1-1/8	12-918 HDL FLX 1/2DR 17	25-230 WR COMB 12PT LNG 15/16 FP	66-262 SCRDR CAB 3/16X4	70-313 CHSL CLD 3/4 TIP
12-140 SKT 1/2DR 12PT 1-1/4	12-923 EXTEN 1/2DR 5	25-232 WR COMB 12PT LNG 1 FP	66-265 SCRDR CAB 3/16X5	7WR 7" LOCKING PLIERS

Set 15-076 62 Pc. Basic Set - Tools Only

11-012 SKT 3/8DR 6PT 3/8	11-216 SKT 3/8DR 6PT 1/2 DP	25-212 WR COMB 12PT LNG 3/8 FP	56066 9 PC FOLD-UP	69-530 HMR DEAD BLOW STD 100Z
11-014 SKT 3/8DR 6PT 7/16	11-218 SKT 3/8DR 6PT 9/16 DP	25-214 WR COMB 12PT LNG 7/16 FP	66-153 SCRDR PHLP #1X3	70-105 PNCH PIN 1/8 TIP
11-016 SKT 3/8DR 6PT 1/2	11-220 SKT 3/8DR 6PT 5/8 DP	25-216 WR COMB 12PT LNG 1/2 FP	66-156 SCRDR PHLP #2X4	70-109 PNCH PIN 3/16 TIP
11-018 SKT 3/8DR 6PT 9/16	11-222 SKT 3/8DR 6PT 11/16 DP	25-218 WR COMB 12PT LNG 9/16 FP	66-208 SCRDR SLT 1/4X4 SQ	70-193 PNCH DRFT 3/16 TIP
11-020 SKT 3/8DR 6PT 5/8	11-224 SKT 3/8DR 6PT 3/4 DP	25-220 WR COMB 12PT LNG 5/8 FP	66-217 SCRDR SLT 5/16X6 SO	70-235 PNCH CNTR 3/8
11-022 SKT 3/8DR 6PT 11/16	11-226 SKT 3/8DR 6PT 13/16 DP	25-222 WR COMB 12PT LNG 11/16 FP	66-220 SCRDR SLT 3/8X8 SQ	70-239 PNCH CNTR 1/2
11-024 SKT 3/8DR 6PT 3/4	11-228 SKT 3/8DR 6PT 7/8 DP	25-224 WR COMB 12PT LNG 3/4 FP	67-109 PLR DIAG CUT 7 HD W/GRP	70-305 CHSL CLD 3/8 TIP
11-026 SKT 3/8DR 6PT 13/16	11-922 EXTEN 3/8DR 3	25-226 WR COMB 12PT LNG 13/16 FP	67-305 PLR CHN NSE 6-1/3 SD CUT W/GRP	70-309 CHSL CLD 1/2 TIP
11-028 SKT 3/8DR 6PT 7/8	11-923 EXTEN 3/8DR 6	25-228 WR COMB 12PT LNG 7/8 FP	67-669 PLR SLP JNT 8 W/GRP	70-313 CHSL CLD 3/4 TIP
11-212 SKT 3/8DR 6PT 3/8 DP	11-947 UNV JNT 3/8DR	28-406 WR ADJ 6	67-779 PLR TNG&GRV 10 W/GRP	7WR 7" LOCKING PLIERS
11-214 SKT 3/8DR 6PT 7/16 DP	11-972 RAT 3/8DR 7-3/8 REPL 11-903	28-410 WR ADJ 10	69-448 HMR BLL PN 1LB WD HDL	

Set 15-081 131 Pc. Small Tool Set - Tools Only

10-006 SKT 1/4DR 6PT 3/16	10-801 SKT 1/4DR SLT BIT 3/16	25-012 WR COMB 6PT SHT 3/8 FP	28-454 WR ADJ 4 CUSH GRP	67-109 PLR DIAG CUT 7 HD W/GRP
10-007 SKT 1/4DR 6PT 7/32	10-802 SKT 1/4DR SLT BIT 1/4	25-014 WR COMB 6PT SHT 7/16 FP	28-456 WR ADJ 6 CUSH GRP	67-184 PLR DIAG CUT 4-1/2 W/GRP
10-008 SKT 1/4DR 6PT 1/4	10-821 SKT 1/4DR PHLP BIT #1	25-016 WR COMB 6PT SHT 1/2 FP	3121 SET PICK 4PC	67-253 PLR CHN NSE 4-3/4 W/GRP
10-009 SKT 1/4DR 6PT 9/32	10-822 SKT 1/4DR PHLP BIT #2	25-018 WR COMB 6PT SHT 9/16 FP	56131 6 PC T-HDLE BALL PLUS SET	67-257 PLR CHN NSE 6-3/8 W/GRP
10-010 SKT 1/4DR 6PT 5/16	10-823 SKT 1/4DR PHLP BIT #3	25-020 WR COMB 6PT SHT 5/8 FP	56193 13 PC BALL PLUS SET	67-305 PLR CHN NSE 6-1/3 SD CUT W/GRP
10-011 SKT 1/4DR 6PT 11/32	10-918 HDL FLX 1/4DR 5-3/4	25-122 WR COMB 12PT SHT 11/16 FP	66-501 SCRDR SLT 1/4X4 CUSH GRP	67-357 PLR NDL NSE 5-7/16 W/GRP
10-012 SKT 1/4DR 6PT 3/8	10-921 EXTEN 1/4DR 2	25-124 WR COMB 12PT SHT 3/4 FP	66-502 SCRDR SLT 3/16X3 CUSH GRP	67-401 PLR NDL NSE 5-7/8 CURV W/GRP
10-014 SKT 1/4DR 6PT 7/16	10-922 EXTEN 1/4DR 4	27-903 WR ANG OE 13/64 MDGT 15&75D FP	66-504 SCRDR SLT 5/16X6 CUSH GRP	67-503 PLR DKBL 8 W/GRP
10-016 SKT 1/4DR 6PT 1/2	10-923 EXTEN 1/4DR 6	27-904 WR ANG OE 15/64 MDGT 15&75D FP	66-505 SCRDR SLT 1/4X4 CUSH GRP	67-717 PLR TNG&GRV 5 W/GRP
10-018 SKT 1/4DR 6PT 9/16	10-925 EXTEN 1/4DR 14	27-906 WR ANG OE 3/16 MDGT 15&75D FP	66-507 SCRDR SLT 3/8X8 CUSH GRP	67-779 PLR TNG&GRV 10 W/GRP
10-206 SKT 1/4DR 6PT 3/16 DP	10-929 EXTEN 1/4DR FLX 6	27-907 WR ANG OE 7/32 MDGT 15&75D FP	66-524 SCRDR PHLP #1X3 CUSH GRP	67-901 PLR WIRE STRPR CRMP CUT 8-1/4
10-207 SKT 1/4DR 6PT 7/32 DP	10-935 HDL SPD 1/4DR 15-3/4	27-908 WR ANG OE 1/4 MDGT 15&75D FP	66-527 SCRDR PHLP #2X4 CUSH GRP	68-241 SNIPS MINI 6-1/2
10-208 SKT 1/4DR 6PT 1/4 DP	10-938 HDL T 1/4DR 4-1/2	27-909 WR ANG OE 9/32 MDGT 15&75D FP	66-530 SCRDR PHLP #3X6 CUSH GRP	69-009 HMR SFT FC NO TIP 1-1/2Z 120Z
10-209 SKT 1/4DR 6PT 9/32 DP	10-943 HDL SPIN 1/4DR 6	27-908 WR ANG OE 1/4 MDGT 15&75D FP	66-603 SCRDR OFF 1/4X4	69-155 HMR TIP 1-1/2 THG GREEN (2)
10-210 SKT 1/4DR 6PT 5/16 DP	10-947 UNV JNT 1/4DR	27-909 WR ANG OE 9/32 MDGT 15&75D FP	66-609 SCRDR OFF #1X2X4-1/2	69-442 HMR BLL PN 4OZ WD HDL
10-211 SKT 1/4DR 6PT 11/32 DP	10-972 RAT 1/4DR 5-9/32 REPL 10-903	27-910 WR ANG OE 5/16 MDGT 15&75D FP	66-806 NUT DR 3/16 HOLL SHFT	6LN 6" LOCKING PLIERS
10-212 SKT 1/4DR 6PT 3/8 DP	25-004 WR COMB 6PT SHT 1/8 FP	27-911 WR ANG OE 11/32 MDGT 15&75D FP	66-808 NUT DR 1/4 HOLL SHFT	70-101 PNCH PIN 1/16 TIP
10-214 SKT 1/4DR 6PT 7/16 DP	25-005 WR COMB 6PT SHT 5/32 FP	27-912 WR ANG OE 3/8 MDGT 15&75D FP	66-810 NUT DR 5/16 HOLL SHFT	70-231 PNCH CNTR 1/4
10-216 SKT 1/4DR 6PT 1/2 DP	25-006 WR COMB 6PT SHT 3/16 FP	27-914 WR ANG OE 7/16 MDGT 15&75D FP	66-811 NUT DR 11/32 HOLL SHFT	70-251 PNCH PRCK 1/4
10-218 SKT 1/4DR 6PT 9/16 DP	25-008 WR COMB 6PT SHT 1/4 FP	27-916 WR ANG OE 1/2 MDGT 15&75D FP	66-812 NUT DR 3/8 HOLL SHFT	70-301 CHSL CLD 1/4 TIP
10-408 SKT 1/4DR 4PT 1/4	25-009 WR COMB 6PT SHT 9/32 FP	27-918 WR ANG OE 9/16 MDGT 15&75D FP	66-814 NUT DR 7/16 HOLL SHFT	7WR 7" LOCKING PLIERS
10-410 SKT 1/4DR 8PT 5/16	25-010 WR COMB 6PT SHT 5/16 FP	27-920 WR ANG OE 5/8 MDGT 15&75D FP	66-816 NUT DR 1/2 HOLL SHFT	
10-412 SKT 1/4DR 8PT 3/8	25-011 WR COMB 6PT SHT 11/32 FP		66-933 SCR START PHLP 5	

Set 15-087 195 Pc. Master Socket and Wrench Set - Tools Only

10-106 SKT 1/4DR 12PT 3/16	11-114 SKT 3/8DR 12PT 7/16	11-711 SKT 3/8DR HEX BIT 3/16	12-134 SKT 1/2DR 12PT 1-1/16	12-945 RAT SPIN 1/2DR
10-107 SKT 1/4DR 12PT 7/32	11-116 SKT 3/8DR 12PT 1/2	11-712 SKT 3/8DR HEX BIT 7/32	12-136 SKT 1/2DR 12PT 1-1/8	12-947 UNV JNT 1/2DR
10-108 SKT 1/4DR 12PT 1/4	11-118 SKT 3/8DR 12PT 9/16	11-713 SKT 3/8DR HEX BIT 1/4	12-138 SKT 1/2DR 12PT 1-3/16	12-972 RAT 1/2DR 10-1/2 REPL 12-903
10-109 SKT 1/4DR 12PT 9/32	11-120 SKT 3/8DR 12PT 5/8	11-714 SKT 3/8DR HEX BIT 5/16	12-140 SKT 1/2DR 12PT 1-1/4	25-004 WR COMB 6PT SHT 1/8 FP
10-110 SKT 1/4DR 12PT 5/16	11-122 SKT 3/8DR 12PT 11/16	11-715 SKT 3/8DR HEX BIT 3/8	12-312 SKT 1/2DR 12PT 3/8 DP	25-005 WR COMB 6PT SHT 5/32 FP
10-111 SKT 1/4DR 12PT 11/32	11-124 SKT 3/8DR 12PT 3/4	11-918 HDL FLX 3/8DR 8-1/2	12-314 SKT 1/2DR 12PT 7/16 DP	25-006 WR COMB 6PT SHT 3/16 FP
10-112 SKT 1/4DR 12PT 3/8	11-126 SKT 3/8DR 12PT 13/16	11-922 EXTEN 3/8DR 3	12-316 SKT 1/2DR 12PT 1/2 DP	25-008 WR COMB 6PT SHT 1/4 FP
10-114 SKT 1/4DR 12PT 7/16	11-128 SKT 3/8DR 12PT 7/8	11-923 EXTEN 3/8DR 6	12-318 SKT 1/2DR 12PT 9/16 DP	25-009 WR COMB 6PT SHT 9/32 FP
10-116 SKT 1/4DR 12PT 1/2	11-312 SKT 3/8DR 12PT 3/8 DP	11-927 EXTEN 3/8DR 12	12-320 SKT 1/2DR 12PT 5/8 DP	25-010 WR COMB 6PT SHT 5/16 FP
10-118 SKT 1/4DR 12PT 9/16	11-314 SKT 3/8DR 12PT 7/16 DP	11-935 HDL SPD 3/8DR 16-1/2	12-322 SKT 1/2DR 12PT 11/16 DP	25-011 WR COMB 6PT SHT 11/32 FP
10-306 SKT 1/4DR 12PT 3/16 DP	11-316 SKT 3/8DR 12PT 1/2 DP	11-945 RAT SPIN 3/8DR	12-324 SKT 1/2DR 12PT 3/4 DP	25-012 WR COMB 6PT SHT 3/8 FP
10-307 SKT 1/4DR 12PT 7/32 DP	11-318 SKT 3/8DR 12PT 9/16 DP	11-947 UNV JNT 3/8DR	12-326 SKT 1/2DR 12PT 13/16 DP	25-210 WR COMB 12PT LNG 5/16 FP
10-308 SKT 1/4DR 12PT 1/4 DP	11-320 SKT 3/8DR 12PT 5/8 DP	11-972 RAT 3/8DR 7-3/8 REPL 11-903	12-328 SKT 1/2DR 12PT 7/8 DP	25-212 WR COMB 12PT LNG 3/8 FP
10-309 SKT 1/4DR 12PT 9/32 DP	11-322 SKT 3/8DR 12PT 11/16 DP	12-112 SKT 1/2DR 12PT 3/8	12-330 SKT 1/2DR 12PT 15/16 DP	25-214 WR COMB 12PT LNG 7/16 FP
10-310 SKT 1/4DR 12PT 5/16 DP	11-324 SKT 3/8DR 12PT 3/4 DP	12-114 SKT 1/2DR 12PT 7/16	12-332 SKT 1/2DR 12PT 1 DP	25-216 WR COMB 12PT LNG 1/2 FP
10-311 SKT 1/4DR 12PT 11/32 DP	11-326 SKT 3/8DR 12PT 13/16 DP	12-116 SKT 1/2DR 12PT 1/2	12-334 SKT 1/2DR 12PT 1-1/16 DP	25-218 WR COMB 12PT LNG 9/16 FP
10-312 SKT 1/4DR 12PT 3/8 DP	11-328 SKT 3/8DR 12PT 7/8 DP	12-118 SKT 1/2DR 12PT 9/16	12-336 SKT 1/2DR 12PT 1-1/8 DP	25-220 WR COMB 12PT LNG 5/8 FP
10-314 SKT 1/4DR 12PT 7/16 DP	11-408 SKT 3/8DR 8PT 1/4	12-119 SKT 1/2DR 12PT 19/32	12-338 SKT 1/2DR 12PT 1-3/16 DP	25-222 WR COMB 12PT LNG 11/16 FP
10-316 SKT 1/4DR 12PT 1/2 DP	11-410 SKT 3/8DR 8PT 5/16	12-120 SKT 1/2DR 12PT 5/8	12-340 SKT 1/2DR 12PT 1-1/4 DP	25-224 WR COMB 12PT LNG 3/4 FP
10-318 SKT 1/4DR 12PT 9/16 DP	11-412 SKT 3/8DR 8PT 3/8	12-121 SKT 1/2DR 12PT 21/32	12-717 SKT 1/2DR HEX BIT 1/2	25-226 WR COMB 12PT LNG 13/16 FP
10-921 EXTEN 1/4DR 2	11-514 SKT 3/8DR UNV 12PT 7/16	12-122 SKT 1/2DR 12PT 11/16	12-718 SKT 1/2DR HEX BIT 9/16	25-228 WR COMB 12PT LNG 7/8 FP
10-923 EXTEN 1/4DR 6	11-516 SKT 3/8DR UNV 12PT 1/2	12-124 SKT 1/2DR 12PT 3/4	12-719 SKT 1/2DR HEX BIT 5/8	25-230 WR COMB 12PT LNG 15/16 FP
10-943 HDL SPIN 1/4DR 6	11-518 SKT 3/8DR UNV 12PT 9/16	12-125 SKT 1/2DR 12PT 25/32	12-918 HDL FLX 1/2DR 17	25-232 WR COMB 12PT LNG 1 FP
10-945 RAT SPIN 1/4DR	11-520 SKT 3/8DR UNV 12PT 5/8	12-126 SKT 1/2DR 12PT 13/16	12-921 EXTEN 1/2DR 2-1/2	25-234 WR COMB 12PT LNG 1-1/16 FP
10-947 UNV JNT 1/4DR	11-524 SKT 3/8DR UNV 12PT 3/4	12-128 SKT 1/2DR 12PT 7/8	12-923 EXTEN 1/2DR 5	25-236 WR COMB 12PT LNG 1-1/8 FP
10-972 RAT 1/4DR 5-9/32 REPL 10-903	11-708 SKT 3/8DR HEX BIT 1/8	12-130 SKT 1/2DR 12PT 15/16	12-924 EXTEN 1/2DR 10	25-240 WR COMB 12PT LNG 1-1/4 FP
11-112 SKT 3/8DR 12PT 3/8	11-710 SKT 3/8DR HEX BIT 5/32	12-132 SKT 1/2DR 12PT 1	12-935 HDL SPD 1/2DR 19	Continued . .

Set 15-087 195 Pc. Master Socket and Wrench Set Cont.

25-512 WR COMB FLX HD 12PT 3/8 FP	27-510 WR GEARED BOX 12PT 3/8 FP	27-907 WR ANG OE 7/32 MDGT 15&75D FP	28-220 WR COMB FLR NUT 6PT 5/8 FP	66-810 NUT DR 5/16 HOLL SHFT
25-514 WR COMB FLX HD 12PT 7/16 FP	27-511 WR GEARED BOX 12PT 7/16 FP	27-908 WR ANG OE 1/4 MDGT 15&75D FP	28-222 WR COMB FLR NUT 6PT 11/16 FP	66-811 NUT DR 11/32 HOLL SHFT
25-516 WR COMB FLX HD 12PT 1/2 FP	27-512 WR GEARED BOX 12PT 1/2 FP	27-909 WR ANG OE 9/32 MDGT 15&75D FP	28-224 WR COMB FLR NUT 6PT 3/4 FP	66-812 NUT DR 3/8 HOLL SHFT
25-518 WR COMB FLX HD 12PT 9/16 FP	27-513 WR GEARED BOX 12PT 9/16 FP	27-910 WR ANG OE 5/16 MDGT 15&75D FP	28-408 WR ADJ 8	66-814 NUT DR 7/16 HOLL SHFT
25-520 WR COMB FLX HD 12PT 5/8 FP	27-514 WR GEARED BOX 12PT 5/8 FP	27-911 WR ANG OE 11/32 MDGT 15&75D FP	28-410 WR ADJ 10	66-816 NUT DR 1/2 HOLL SHFT
25-522 WR COMB FLX HD 12PT 11/16 FP	27-515 WR GEARED BOX 12PT 11/16 FP	27-912 WR ANG OE 3/8 MDGT 15&75D FP	28-412 WR ADJ 12	66-818 NUT DR 9/16 HOLL SHFT
25-524 WR COMB FLX HD 12PT 3/4 FP	27-516 WR GEARED BOX 12PT 3/4 FP	28-212 WR COMB FLR NUT 6PT 3/8 FP	56193 13 PC BALL PLUS SET	66-820 NUT DR 5/8 HOLL SHFT
27-143 WR BX 12PT SHT 3/8X7/16 FP	27-903 WR ANG OE 13/64 MDGT 15&75D FP	28-214 WR COMB FLR NUT 6PT 7/16 FP	66-806 NUT DR 3/16 HOLL SHFT	67-830 PLR IGNITION 5-1/4 W/GRP
27-167 WR BX 12PT SHT 1/2X9/16 FP	27-904 WR ANG OE 15/64 MDGT 15&75D FP	28-216 WR COMB FLR NUT 6PT 1/2 FP	66-807 NUT DR 7/32 HOLL SHFT	
27-194 WR BX 12PT SHT 5/8X11/16 FP		28-218 WR COMB FLR NUT 6PT 9/16 FP	66-808 NUT DR 1/4 HOLL SHFT	
27-206 WR BX 12PT SHT 11/16X3/4 FP			66-809 NUT DR 9/32 HOLL SHFT	

Set 15-091 71 Pc. Heavy Equipment Set - Tools Only

13-142 SKT 3/4DR 12PT 1-5/16	13-242 SKT 3/4DR 6PT 1-5/16 DP	14-170 SKT 1DR 12PT 2-3/16	14-951 ADP 1DR 1FX3/4M	28-418 WR ADJ 18
13-144 SKT 3/4DR 12PT 1-3/8	13-244 SKT 3/4DR 6PT 1-3/8 DP	14-172 SKT 1DR 12PT 2-1/4	25-232 WR COMB 12PT LNG 1 FP	28-424 WR ADJ 24
13-146 SKT 3/4DR 12PT 1-7/16	13-246 SKT 3/4DR 6PT 1-7/16 DP	14-176 SKT 1DR 12PT 2-3/8	25-234 WR COMB 12PT LNG 1-1/16 FP	69-452 HMR BLL PN 2LB WD HDL
13-148 SKT 3/4DR 12PT 1-1/2	13-248 SKT 3/4DR 6PT 1-1/2 DP	14-180 SKT 1DR 12PT 2-1/2	25-236 WR COMB 12PT LNG 1-1/8 FP	69-454 HMR BLL PN 2-1/2LB WD HDL
13-150 SKT 3/4DR 12PT 1-9/16	13-252 SKT 3/4DR 6PT 1-5/8 DP	14-182 SKT 1DR 12PT 2-9/16	25-240 WR COMB 12PT LNG 1-1/4 FP	69-513 HMR BRS 1.5LB W/GRP
13-152 SKT 3/4DR 12PT 1-5/8	13-918 HDL FLX 3/4DR 22	14-184 SKT 1DR 12PT 2-5/8	25-242 WR COMB 12PT LNG 1-5/16	70-503 ALIGNING BAR PINCH 5/8X16
13-154 SKT 3/4DR 12PT 1-11/16	13-922 EXTEN 3/4DR 5	14-188 SKT 1DR 12PT 2-3/4	25-244 WR COMB 12PT LNG 1-3/8 FP	70-507 ALIGNING BAR PINCH 7/8X30
13-156 SKT 3/4DR 12PT 1-3/4	13-923 EXTEN 3/4DR 8	14-194 SKT 1DR 12PT 2-15/16	25-246 WR COMB 12PT LNG 1-7/16	70-519 CHSL BAR ROLL 1/2X15
13-158 SKT 3/4DR 12PT 1-13/16	13-925 EXTEN 3/4DR 16	14-196 SKT 1DR 12PT 3	25-248 WR COMB 12PT LNG 1-1/2	70-521 CHSL BAR ROLL 5/8X18
13-160 SKT 3/4DR 12PT 1-7/8	13-938 HDL T 3/4DR 17-1/2	14-200 SKT 1DR 12PT 3-1/8	25-252 WR COMB 12PT LNG 1-5/8	72-423 PULL STD 13 TON 2 JAW
13-164 SKT 3/4DR 12PT 2	13-947 UNV JNT 3/4DR	14-212 SKT 1DR 12PT 3-1/2	25-254 WR COMB 12PT LNG 1-11/16	72-453 BEAR SEP 4-5/8
13-168 SKT 3/4DR 12PT 2-1/8	13-951 ADP 3/4DR 3/4FX1/2M	14-924 EXTEN 1DR 9	25-256 WR COMB 12PT LNG 1-3/4	71-516 BEAR SEP
13-170 SKT 3/4DR 12PT 2-3/16	13-952 ADP 3/4DR 3/4FX1M	14-926 EXTEN 1DR 18	25-258 WR COMB 12PT LNG 1-13/16	
13-172 SKT 3/4DR 12PT 2-1/4	13-972 RAT 3/4DR 19	14-939 HDL SLID T 1DR 20	25-260 WR COMB 12PT LNG 1-7/8	
13-176 SKT 3/4DR 12PT 2-3/8	14-164 SKT 1DR 12PT 2	14-940 ADP 1DR FOR 14-939	25-264 WR COMB 12PT LNG 2	

Set 15-097 94 Pc. Heavy Equipment Set - Tools Only

10R 10" LOCKING PLIERS	12-116 SKT 1/2DR 12PT 1/2	13-136 SKT 3/4DR 12PT 1-1/8	25-216 WR COMB 12PT LNG 1/2 FP	66-106 SCRDR SLT 3/8X8
11-108 SKT 3/8DR 12PT 1/4	12-118 SKT 1/2DR 12PT 9/16	13-140 SKT 3/4DR 12PT 1-1/4	25-218 WR COMB 12PT LNG 9/16 FP	66-258 SCRDR CAB 1/8X6
11-110 SKT 3/8DR 12PT 5/16	12-120 SKT 1/2DR 12PT 5/8	13-142 SKT 3/4DR 12PT 1-5/16	25-220 WR COMB 12PT LNG 5/8 FP	67-163 PLR DIAG CUT 7-1/2 W/GRP
11-112 SKT 3/8DR 12PT 3/8	12-122 SKT 1/2DR 12PT 11/16	13-148 SKT 3/4DR 12PT 1-1/2	25-222 WR COMB 12PT LNG 11/16 FP	67-305 PLR CHN NSE 6-1/3 SD CUT W/GRP
11-114 SKT 3/8DR 12PT 7/16	12-124 SKT 1/2DR 12PT 3/4	13-152 SKT 3/4DR 12PT 1-5/8	25-224 WR COMB 12PT LNG 3/4 FP	
11-116 SKT 3/8DR 12PT 1/2	12-126 SKT 1/2DR 12PT 13/16	13-154 SKT 3/4DR 12PT 1-11/16	25-226 WR COMB 12PT LNG 13/16 FP	67-657 PLR SLP JNT 6-1/2
11-118 SKT 3/8DR 12PT 9/16	12-128 SKT 1/2DR 12PT 7/8	13-156 SKT 3/4DR 12PT 1-3/4	25-228 WR COMB 12PT LNG 7/8 FP	67-779 PLR TNG&GRV 10 W/GRP
11-120 SKT 3/8DR 12PT 5/8	12-130 SKT 1/2DR 12PT 15/16	13-160 SKT 3/4DR 12PT 1-7/8	25-230 WR COMB 12PT LNG 15/16 FP	69-019 HMR SFT FC NO TIP 2D 2LB
11-124 SKT 3/8DR 12PT 3/4	12-132 SKT 1/2DR 12PT 1	13-164 SKT 3/4DR 12PT 2	25-232 WR COMB 12PT LNG 1 FP	69-166 HMR TIP 2 MED HD CREAM
11-514 SKT 3/8DR UNV 12PT 7/16	12-918 HDL FLX 1/2DR 17	13-168 SKT 3/4DR 12PT 2-1/8	25-234 WR COMB 12PT LNG 1-1/16 FP	69-446 HMR BLL PN 12OZ WD HDL
11-516 SKT 3/8DR UNV 12PT 1/2	12-924 EXTEN 1/2DR 10	13-170 SKT 3/4DR 12PT 2-3/16	25-236 WR COMB 12PT LNG 1-1/8 FP	69-452 HMR BLL PN 2LB WD HDL
11-518 SKT 3/8DR UNV 12PT 9/16	12-947 UNV JNT 1/2DR	13-172 SKT 3/4DR 12PT 2-1/4	25-240 WR COMB 12PT LNG 1-1/4 FP	70-189 PNCH DRFT 1/8 TIP
11-520 SKT 3/8DR UNV 12PT 5/8	12-951 ADP 1/2DR 1/2FX3/8M	13-918 HDL FLX 3/4DR 22	25-242 WR COMB 12PT LNG 1-5/16	70-201 PNCH DRFT 3/8 TIP
11-524 SKT 3/8DR UNV 12PT 3/4	12-952 ADP 1/2DR 1/2FX3/4M	13-923 EXTEN 3/4DR 8	25-244 WR COMB 12PT LNG 1-3/8	70-237 PNCH CTR 7/16
11-922 EXTEN 3/8DR 3	12-972 RAT 1/2DR 10-1/2 REPL 12-903	13-972 RAT 3/4DR 19	25-248 WR COMB 12PT LNG 1-1/2	70-305 CHSL CLD 3/8 TIP
11-925 EXTEN 3/8DR 8	13-128 SKT 3/4DR 12PT 7/8	25-208 WR COMB 12PT LNG 1/4 FP	25-252 WR COMB 12PT LNG 1-5/8	70-315 CHSL CLD 7/8 TIP
11-935 HDL SPD 3/8DR 16-1/2	13-130 SKT 3/4DR 12PT 15/16	25-210 WR COMB 12PT LNG 5/16 FP	27-667 WR TAPPET 1/2X9/16 FP	70-519 CHSL BAR ROLL 1/2X15
11-952 ADP 3/8DR 3/8FX1/2M	13-132 SKT 3/4DR 12PT 1	25-212 WR COMB 12PT LNG 3/8 FP	485 GASKET SCRAPER	70-793 SET FEELER GAUGE 25 BLADE
11-972 RAT 3/8DR 7-3/8 REPL 11-903	13-134 SKT 3/4DR 12PT 1-1/16	25-214 WR COMB 12PT LNG 7/16 FP	66-103 SCRDR SLT 5/16X6	

Set 44-002 111 Pc. Metric Add-on Set - Tools Only

37-004 SKT 1/4DR 6PT 4MM	37-213 SKT 1/4DR 6PT 13MM DP	38-316 SKT 3/8DR 12PT 16MM DP	39-121 SKT 1/2DR 12PT 21MM	52-207 WR COMB 12PT LNG 7MM FP
37-005 SKT 1/4DR 6PT 5MM	37-214 SKT 1/4DR 6PT 14MM DP	38-317 SKT 3/8DR 12PT 17MM DP	39-122 SKT 1/2DR 12PT 22MM	52-208 WR COMB 12PT LNG 8MM FP
37-006 SKT 1/4DR 6PT 6MM	37-283 SKT 1/4DR 6PT 5.5MM DP	38-318 SKT 3/8DR 12PT 18MM DP	39-123 SKT 1/2DR 12PT 23MM	52-209 WR COMB 12PT LNG 9MM FP
37-007 SKT 1/4DR 6PT 7MM	38-108 SKT 3/8DR 12PT 8MM	38-319 SKT 3/8DR 12PT 19MM DP	39-124 SKT 1/2DR 12PT 24MM	52-210 WR COMB 12PT LNG 10MM FP
37-008 SKT 1/4DR 6PT 8MM	38-109 SKT 3/8DR 12PT 9MM	38-707 SKT 3/8DR HEX BIT 4MM	39-310 SKT 1/2DR 12PT 10MM DP	52-211 WR COMB 12PT LNG 11MM FP
37-009 SKT 1/4DR 6PT 9MM	38-110 SKT 3/8DR 12PT 10MM	38-709 SKT 3/8DR HEX BIT 5MM	39-311 SKT 1/2DR 12PT 11MM DP	52-212 WR COMB 12PT LNG 12MM FP
37-010 SKT 1/4DR 6PT 10MM	38-111 SKT 3/8DR 12PT 11MM	38-711 SKT 3/8DR HEX BIT 6MM	39-312 SKT 1/2DR 12PT 12MM DP	52-213 WR COMB 12PT LNG 13MM FP
37-011 SKT 1/4DR 6PT 11MM	38-112 SKT 3/8DR 12PT 12MM	38-712 SKT 3/8DR HEX BIT 7MM	39-313 SKT 1/2DR 12PT 13MM DP	52-214 WR COMB 12PT LNG 14MM FP
37-012 SKT 1/4DR 6PT 12MM	38-113 SKT 3/8DR 12PT 13MM	38-713 SKT 3/8DR HEX BIT 8MM	39-314 SKT 1/2DR 12PT 14MM DP	52-215 WR COMB 12PT LNG 15MM FP
37-013 SKT 1/4DR 6PT 13MM	38-114 SKT 3/8DR 12PT 14MM	38-715 SKT 3/8DR HEX BIT 10MM	39-315 SKT 1/2DR 12PT 15MM DP	52-216 WR COMB 12PT LNG 16MM FP
37-014 SKT 1/4DR 6PT 14MM	38-115 SKT 3/8DR 12PT 15MM	39-110 SKT 1/2DR 12PT 10MM	39-316 SKT 1/2DR 12PT 16MM DP	52-217 WR COMB 12PT LNG 17MM FP
37-083 SKT 1/4DR 6PT 5.5MM	38-116 SKT 3/8DR 12PT 16MM	39-111 SKT 1/2DR 12PT 11MM	39-317 SKT 1/2DR 12PT 17MM DP	52-218 WR COMB 12PT LNG 18MM FP
37-204 SKT 1/4DR 6PT 4MM DP	38-117 SKT 3/8DR 12PT 17MM	39-112 SKT 1/2DR 12PT 12MM	39-318 SKT 1/2DR 12PT 18MM DP	52-219 WR COMB 12PT LNG 19MM FP
37-205 SKT 1/4DR 6PT 5MM DP	38-118 SKT 3/8DR 12PT 18MM	39-113 SKT 1/2DR 12PT 13MM	39-319 SKT 1/2DR 12PT 19MM DP	52-220 WR COMB 12PT LNG 20MM FP
37-206 SKT 1/4DR 6PT 6MM DP	38-119 SKT 3/8DR 12PT 19MM	39-114 SKT 1/2DR 12PT 14MM	39-320 SKT 1/2DR 12PT 20MM DP	52-221 WR COMB 12PT LNG 21MM FP
37-207 SKT 1/4DR 6PT 7MM DP	38-310 SKT 3/8DR 12PT 10MM DP	39-115 SKT 1/2DR 12PT 15MM	39-321 SKT 1/2DR 12PT 21MM DP	52-222 WR COMB 12PT LNG 22MM FP
37-208 SKT 1/4DR 6PT 8MM DP	38-311 SKT 3/8DR 12PT 11MM DP	39-116 SKT 1/2DR 12PT 16MM	39-322 SKT 1/2DR 12PT 22MM DP	52-223 WR COMB 12PT LNG 23MM FP
37-209 SKT 1/4DR 6PT 9MM DP	38-312 SKT 3/8DR 12PT 12MM DP	39-117 SKT 1/2DR 12PT 17MM	39-324 SKT 1/2DR 12PT 24MM DP	52-224 WR COMB 12PT LNG 24MM FP
37-210 SKT 1/4DR 6PT 10MM DP	38-313 SKT 3/8DR 12PT 13MM DP	39-118 SKT 1/2DR 12PT 18MM	39-717 SKT 1/2DR HEX BIT 12MM	56194 9 PC METRIC BALL PLUS SET
37-211 SKT 1/4DR 6PT 11MM DP	38-314 SKT 3/8DR 12PT 14MM DP	39-119 SKT 1/2DR 12PT 19MM	39-719 SKT 1/2DR HEX BIT 14MM	
37-212 SKT 1/4DR 6PT 12MM DP	38-315 SKT 3/8DR 12PT 15MM DP	39-120 SKT 1/2DR 12PT 20MM	39-722 SKT 1/2DR HEX BIT 17MM	

Set 44-007 248 Pc. Metric Intermediate Set - Tools Only

10-918 HDL FLX 1/4DR 5-3/4	38-116 SKT 3/8DR 12PT 16MM	39-325 SKT 1/2DR 12PT 25MM DP	53-142 WR OE 24X26MM FP	68-030 PLR RET RNG CONV .047 90D
10-921 EXTEN 1/4DR 2	38-117 SKT 3/8DR 12PT 17MM	39-326 SKT 1/2DR 12PT 26MM DP	54-510 WR GEARED BOX 12PT 10MM FP	68-031 PLR RET RNG CONV .070 0D
10-923 EXTEN 1/4DR 6	38-118 SKT 3/8DR 12PT 18MM	39-717 SKT 1/2DR HEX BIT 12MM	54-511 WR GEARED BOX 12PT 11MM FP	68-032 PLR RET RNG CONV .070 45D
10-943 HDL SPIN 1/4DR 6	38-119 SKT 3/8DR 12PT 19MM	39-719 SKT 1/2DR HEX BIT 14MM	54-512 WR GEARED BOX 12PT 12MM FP	68-033 PLR RET RNG CONV .070 90D
10-947 UNV JNT 1/4DR	38-308 SKT 3/8DR 12PT 8MM DP	39-722 SKT 1/2DR HEX BIT 17MM	54-513 WR GEARED BOX 12PT 13MM FP	68-034 PLR RET RNG CONV .090 0D
10-972 RAT 1/4DR 5-9/32 REPL 10-903	38-309 SKT 3/8DR 12PT 9MM DP	40-123 SKT 3/4DR 12PT 23MM	54-514 WR GEARED BOX 12PT 14MM FP	68-035 PLR RET RNG CONV .090 45D
10R 10" LOCKING PLIERS	38-310 SKT 3/8DR 12PT 10MM DP	40-124 SKT 3/4DR 12PT 24MM	54-515 WR GEARED BOX 12PT 15MM FP	68-036 PLR RET RNG CONV .090 90D
11-918 HDL FLX 3/8DR 8-1/2	38-311 SKT 3/8DR 12PT 11MM DP	40-125 SKT 3/4DR 12PT 25MM	54-516 WR GEARED BOX 12PT 16MM FP	68-241 SNIPS MINI 6-1/2
11-922 EXTEN 3/8DR 3	38-312 SKT 3/8DR 12PT 12MM DP	40-126 SKT 3/4DR 12PT 26MM	54-517 WR GEARED BOX 12PT 17MM FP	68-255 SNIPS AVN 10 STRT
11-923 EXTEN 3/8DR 6	38-313 SKT 3/8DR 12PT 13MM DP	40-127 SKT 3/4DR 12PT 27MM	54-518 WR GEARED BOX 12PT 18MM FP	68-310 KNFE UTIL RETRACT
11-947 UNV JNT 3/8DR	38-314 SKT 3/8DR 12PT 14MM DP	40-128 SKT 3/4DR 12PT 28MM	54-519 WR GEARED BOX 12PT 19MM FP	68-445 TP MEAS 1X25 LCK AUTO
11-972 RAT 3/8DR 7-3/8 REPL 11-903	38-315 SKT 3/8DR 12PT 15MM DP	40-129 SKT 3/4DR 12PT 29MM	56194 9 PC METRIC BALL PLUS SET	69-448 HMR BLL PN 1LB WD HDL
12-918 HDL FLX 1/2DR 17	38-316 SKT 3/8DR 12PT 16MM DP	40-130 SKT 3/4DR 12PT 30MM	66-150 SCRDR PHL P #2X1-1/2	69-512 HMR BLL PN 2LB WD HDL
12-921 EXTEN 1/2DR 2-1/2	38-317 SKT 3/8DR 12PT 17MM DP	40-132 SKT 3/4DR 12PT 32MM	66-152 SCRDR PHL P #0X2-1/2	69-513 HMR BRS 1.5LB W/GRP
12-923 EXTEN 1/2DR 5	38-318 SKT 3/8DR 12PT 18MM DP	40-135 SKT 3/4DR 12PT 35MM	66-153 SCRDR PHL P #1X3	69-532 HMR DEAD BLOW STD 21OZ
12-924 EXTEN 1/2DR 10	38-319 SKT 3/8DR 12PT 19MM DP	40-136 SKT 3/4DR 12PT 36MM	66-156 SCRDR PHL P #2X4	70-000 PUNCH & CHISEL HOLDER
12-935 HDL SPD 1/2DR 19	38-707 SKT 3/8DR HEX BIT 4MM	40-138 SKT 3/4DR 12PT 38MM	66-161 SCRDR PHL P #3X6	70-103 PNCH PIN 3/32 TIP
12-947 UNV JNT 1/2DR	38-709 SKT 3/8DR HEX BIT 5MM	40-141 SKT 3/4DR 12PT 41MM	66-164 SCRDR PHL P #4X8	70-105 PNCH PIN 1/8 TIP
12-972 RAT 1/2DR 10-1/2 REPL 12-903	38-711 SKT 3/8DR HEX BIT 6MM	40-142 SKT 3/4DR 12PT 42MM	66-203 SCRDR SLT 3/16X4 SQ	70-109 PNCH PIN 3/16 TIP
13-918 HDL FLX 3/4DR 22	38-712 SKT 3/8DR HEX BIT 7MM	40-146 SKT 3/4DR 12PT 46MM	66-208 SCRDR SLT 1/4X4 SQ	70-153 PNCH START 1/16 TIP
13-923 EXTEN 3/4DR 8	38-713 SKT 3/8DR HEX BIT 8MM	485 GASKET SCRAPER	66-217 SCRDR SLT 5/16X6 SQ	70-157 PNCH START 1/8 TIP
13-925 EXTEN 3/4DR 16	38-714 SKT 3/8DR HEX BIT 9MM	52-207 WR COMB 12PT LNG 7MM FP	66-220 SCRDR SLT 3/8X8 SQ	70-161 PNCH START 3/16 TIP
13-972 RAT 3/4DR 19	38-715 SKT 3/8DR HEX BIT 10MM	52-208 WR COMB 12PT LNG 8MM FP	66-226 SCRDR SLT 7/16X12 SQ	70-235 PNCH CNTR 3/8
28-406 WR ADJ 6	39-110 SKT 1/2DR 12PT 10MM	52-209 WR COMB 12PT LNG 9MM FP	66-232 SCRDR SLT 1/4X1-1/2 SQ	70-303 CHSL CLD 5/16 TIP
28-408 WR ADJ 8	39-111 SKT 1/2DR 12PT 11MM	52-210 WR COMB 12PT LNG 10MM FP	66-831 NUT DR 5MM HOLL SHFT	70-307 CHSL CLD 7/16 TIP
28-410 WR ADJ 10	39-112 SKT 1/2DR 12PT 12MM	52-211 WR COMB 12PT LNG 11MM FP	66-832 NUT DR 5.5MM HOLL SHFT	70-309 CHSL CLD 1/2 TIP
28-412 WR ADJ 12	39-113 SKT 1/2DR 12PT 13MM	52-212 WR COMB 12PT LNG 12MM FP	66-833 NUT DR 6MM HOLL SHFT	70-393 CHSL CAPE 7/32 TIP
3470 HOOK & PIN PULLER	39-114 SKT 1/2DR 12PT 14MM	52-213 WR COMB 12PT LNG 13MM FP	66-834 NUT DR 7MM HOLL SHFT	70-421 CHSL DIA PT 3/16 TIP
37-004 SKT 1/4DR 6PT 4MM	39-115 SKT 1/2DR 12PT 15MM	52-214 WR COMB 12PT LNG 14MM FP	66-835 NUT DR 8MM HOLL SHFT	70-503 ALIGNING BAR PINCH 5/8X16
37-005 SKT 1/4DR 6PT 5MM	39-116 SKT 1/2DR 12PT 16MM	52-215 WR COMB 12PT LNG 15MM FP	66-836 NUT DR 9MM HOLL SHFT	70-519 CHSL BAR ROLL 1/2X15
37-006 SKT 1/4DR 6PT 6MM	39-117 SKT 1/2DR 12PT 17MM	52-216 WR COMB 12PT LNG 16MM FP	66-837 NUT DR 10MM HOLL SHFT	70-865 HCKS FLT FRM
37-007 SKT 1/4DR 6PT 7MM	39-118 SKT 1/2DR 12PT 18MM	52-217 WR COMB 12PT LNG 17MM FP	67-067 PLR LNMM 8-1/2 W/GRP	70-929 TELESCP MIRROR 2-1/8 DIA
37-008 SKT 1/4DR 6PT 8MM	39-119 SKT 1/2DR 12PT 19MM	52-218 WR COMB 12PT LNG 18MM FP	67-109 PLR DIAG CUT 7 HD W/GRP	70-933 RETR TL MAG TELESCP
37-009 SKT 1/4DR 6PT 9MM	39-120 SKT 1/2DR 12PT 20MM	52-219 WR COMB 12PT LNG 19MM FP	67-161 PLR DIAG CUT 6-3/8 W/GRP	70-950 SCR EXTR 1/8
37-010 SKT 1/4DR 6PT 10MM	39-121 SKT 1/2DR 12PT 21MM	52-220 WR COMB 12PT LNG 20MM FP	67-305 PLR CHN NSE 6-1/3 SD CUT W/GRP	70-952 SCR EXTR 3/16
37-011 SKT 1/4DR 6PT 11MM	39-122 SKT 1/2DR 12PT 22MM	52-221 WR COMB 12PT LNG 21MM FP	67-357 PLR NDL NSE 5-7/16 W/GRP	70-954 SCR EXTR 15/64
37-012 SKT 1/4DR 6PT 12MM	39-123 SKT 1/2DR 12PT 23MM	52-222 WR COMB 12PT LNG 22MM FP	67-401 PLR NDL NSE 5-7/8 CURV W/GRP	70-956 SCR EXTR 5/16
37-013 SKT 1/4DR 6PT 13MM	39-124 SKT 1/2DR 12PT 24MM	52-223 WR COMB 12PT LNG 23MM FP	67-503 PLR DKBL 8 W/GRP	70-958 SCR EXTR 3/8
37-014 SKT 1/4DR 6PT 14MM	39-125 SKT 1/2DR 12PT 25MM	52-224 WR COMB 12PT LNG 24MM FP	67-535 PLR END CUT 7-3/8 W/GRP	70-960 SCR EXTR 15/32
37-083 SKT 1/4DR 6PT 5.5MM	39-126 SKT 1/2DR 12PT 26MM	53-016 WR OE 6X7MM FP	67-669 PLR SLP JNT 8 W/GRP	70-962 SCR EXTR 9/16
38-108 SKT 3/8DR 12PT 8MM	39-316 SKT 1/2DR 12PT 16MM DP	53-022 WR OE 8X9MM FP	67-779 PLR TNG&GRV 10 W/GRP	70-964 SCR EXTR 21/32
38-109 SKT 3/8DR 12PT 9MM	39-317 SKT 1/2DR 12PT 17MM DP	53-034 WR OE 10X11MM FP	67-783 PLR TNG&GRV 16 W/GRP	70-966 SCR EXTR 13/16
38-110 SKT 3/8DR 12PT 10MM	39-318 SKT 1/2DR 12PT 18MM DP	53-052 WR OE 12X13MM FP	67-901 PLR WIRE STRPR CRMP CUT 8-1/4	73-010 WR PIPE 10 HD
38-111 SKT 3/8DR 12PT 11MM	39-319 SKT 1/2DR 12PT 19MM DP	53-067 WR OE 14X15MM FP	68-025 PLR RET RNG CONV .038 0D	73-014 WR PIPE 14 HD
38-112 SKT 3/8DR 12PT 12MM	39-320 SKT 1/2DR 12PT 20MM DP	53-082 WR OE 16X17MM FP	68-026 PLR RET RNG CONV .038 45D	73-018 WR PIPE 18 HD
38-113 SKT 3/8DR 12PT 13MM	39-321 SKT 1/2DR 12PT 21MM DP	53-096 WR OE 18X19MM FP	68-027 PLR RET RNG CONV .038 90D	78-404 C-CL THRT DP 4 STD SCREW
38-114 SKT 3/8DR 12PT 14MM	39-322 SKT 1/2DR 12PT 22MM DP	53-115 WR OE 20X22MM FP	68-028 PLR RET RNG CONV .047 0D	BK (2)
38-115 SKT 3/8DR 12PT 15MM	39-324 SKT 1/2DR 12PT 24MM DP	53-119 WR OE 21X23MM FP	68-029 PLR RET RNG CONV .047 45D	7WR 7" LOCKING PLIERS

Set 44-012 355 Pc. Metric Master Set - Tools Only

10-918 HDL FLX 1/4DR 5-3/4	37-004 SKT 1/4DR 6PT 4MM	38-113 SKT 3/8DR 12PT 13MM	38-856 WR 3/8DR CRFT 16 MM	39-318 SKT 1/2DR 12PT 18MM DP
10-921 EXTEN 1/4DR 2	37-005 SKT 1/4DR 6PT 5MM	38-114 SKT 3/8DR 12PT 14MM	38-857 WR 3/8DR CRFT 17 MM	39-319 SKT 1/2DR 12PT 19MM DP
10-923 EXTEN 1/4DR 6	37-006 SKT 1/4DR 6PT 6MM	38-115 SKT 3/8DR 12PT 15MM	38-858 WR 3/8DR CRFT 18 MM	39-320 SKT 1/2DR 12PT 20MM DP
10-935 HDL SPD 1/4DR 15-3/4	37-007 SKT 1/4DR 6PT 7MM	38-116 SKT 3/8DR 12PT 16MM	38-859 WR 3/8DR CRFT 19 MM	39-321 SKT 1/2DR 12PT 21MM DP
10-943 HDL SPIN 1/4DR 6	37-008 SKT 1/4DR 6PT 8MM	38-117 SKT 3/8DR 12PT 17MM	38-861 WR 3/8DR CRFT 21 MM	39-322 SKT 1/2DR 12PT 22MM DP
10-947 UNV JNT 1/4DR	37-009 SKT 1/4DR 6PT 9MM	38-118 SKT 3/8DR 12PT 18MM	38-862 WR 3/8DR CRFT 22 MM	39-324 SKT 1/2DR 12PT 24MM DP
10-972 RAT 1/4DR 5-9/32 REPL 10-903	37-010 SKT 1/4DR 6PT 10MM	38-119 SKT 3/8DR 12PT 19MM	39-110 SKT 1/2DR 12PT 10MM	39-325 SKT 1/2DR 12PT 25MM DP
10R 10" LOCKING PLIERS	37-011 SKT 1/4DR 6PT 11MM	38-120 SKT 3/8DR 12PT 20MM	39-111 SKT 1/2DR 12PT 11MM	39-326 SKT 1/2DR 12PT 26MM DP
11-802 SKT 3/8DR SLT BIT 1/4	37-012 SKT 1/4DR 6PT 12MM	38-121 SKT 3/8DR 12PT 21MM	39-112 SKT 1/2DR 12PT 12MM	39-711 SKT 1/2DR HEX BIT 6MM
11-822 SKT 3/8DR PHL P BIT #2	37-013 SKT 1/4DR 6PT 13MM	38-122 SKT 3/8DR 12PT 22MM	39-113 SKT 1/2DR 12PT 13MM	39-713 SKT 1/2DR HEX BIT 8MM
11-825 SKT 3/8DR PHL P BIT #3	37-014 SKT 1/4DR 6PT 14MM	38-306 SKT 3/8DR 12PT 6MM DP	39-114 SKT 1/2DR 12PT 14MM	39-715 SKT 1/2DR HEX BIT 10MM
11-828 SKT 3/8DR PHL P BIT #4	37-083 SKT 1/4DR 6PT 5.5MM	38-307 SKT 3/8DR 12PT 7MM DP	39-115 SKT 1/2DR 12PT 15MM	39-717 SKT 1/2DR HEX BIT 12MM
11-918 HDL FLX 3/8DR 8-1/2	37-204 SKT 1/4DR 6PT 4MM DP	38-308 SKT 3/8DR 12PT 8MM DP	39-116 SKT 1/2DR 12PT 16MM	39-719 SKT 1/2DR HEX BIT 14MM
11-922 EXTEN 3/8DR 3	37-205 SKT 1/4DR 6PT 5MM DP	38-309 SKT 3/8DR 12PT 9MM DP	39-117 SKT 1/2DR 12PT 17MM	39-722 SKT 1/2DR HEX BIT 17MM
11-923 EXTEN 3/8DR 6	37-206 SKT 1/4DR 6PT 6MM DP	38-310 SKT 3/8DR 12PT 10MM DP	39-118 SKT 1/2DR 12PT 18MM	485 GASKET SCRAPER
11-927 EXTEN 3/8DR 12	37-207 SKT 1/4DR 6PT 7MM DP	38-311 SKT 3/8DR 12PT 11MM DP	39-119 SKT 1/2DR 12PT 19MM	52-207 WR COMB 12PT LNG 7MM FP
11-929 EXTEN FLX 3/8DR 7-1/4	37-208 SKT 1/4DR 6PT 8MM DP	38-312 SKT 3/8DR 12PT 12MM DP	39-120 SKT 1/2DR 12PT 20MM	52-208 WR COMB 12PT LNG 8MM FP
11-935 HDL SPD 3/8DR 16-1/2	37-209 SKT 1/4DR 6PT 9MM DP	38-313 SKT 3/8DR 12PT 13MM DP	39-121 SKT 1/2DR 12PT 21MM	52-209 WR COMB 12PT LNG 9MM FP
11-938 HDL T 3/8DR 8	37-210 SKT 1/4DR 6PT 10MM DP	38-314 SKT 3/8DR 12PT 14MM DP	39-122 SKT 1/2DR 12PT 22MM	52-210 WR COMB 12PT LNG 10MM FP
11-947 UNV JNT 3/8DR	37-211 SKT 1/4DR 6PT 11MM DP	38-315 SKT 3/8DR 12PT 15MM DP	39-123 SKT 1/2DR 12PT 23MM	52-211 WR COMB 12PT LNG 11MM FP
11-972 RAT 3/8DR 7-3/8 REPL 11-903	37-212 SKT 1/4DR 6PT 12MM DP	38-316 SKT 3/8DR 12PT 16MM DP	39-124 SKT 1/2DR 12PT 24MM	52-212 WR COMB 12PT LNG 12MM FP
11-974 RAT 3/8DR FLX 9-1/2	37-213 SKT 1/4DR 6PT 13MM DP	38-317 SKT 3/8DR 12PT 17MM DP	39-125 SKT 1/2DR 12PT 25MM	52-213 WR COMB 12PT LNG 13MM FP
12-918 HDL FLX 1/2DR 17	37-214 SKT 1/4DR 6PT 14MM DP	38-318 SKT 3/8DR 12PT 18MM DP	39-126 SKT 1/2DR 12PT 26MM	52-214 WR COMB 12PT LNG 14MM FP
12-921 EXTEN 1/2DR 2-1/2	37-283 SKT 1/4DR 6PT 5.5MM DP	38-319 SKT 3/8DR 12PT 19MM DP	39-127 SKT 1/2DR 12PT 27MM	52-215 WR COMB 12PT LNG 15MM FP
12-923 EXTEN 1/2DR 5	37-703 SKT 1/4DR HEX BIT 2MM	38-707 SKT 3/8DR HEX BIT 4MM	39-128 SKT 1/2DR 12PT 28MM	52-216 WR COMB 12PT LNG 16MM FP
12-924 EXTEN 1/2DR 10	37-704 SKT 1/4DR HEX BIT 2.5MM	38-709 SKT 3/8DR HEX BIT 5MM	39-129 SKT 1/2DR 12PT 29MM	52-217 WR COMB 12PT LNG 17MM FP
12-935 HDL SPD 1/2DR 19	37-705 SKT 1/4DR HEX BIT 3MM	38-711 SKT 3/8DR HEX BIT 6MM	39-130 SKT 1/2DR 12PT 30MM	52-218 WR COMB 12PT LNG 18MM FP
12-938 HDL T 1/2DR 11	37-707 SKT 1/4DR HEX BIT 4MM	38-712 SKT 3/8DR HEX BIT 7MM	39-132 SKT 1/2DR 12PT 32MM	52-219 WR COMB 12PT LNG 19MM FP
12-947 UNV JNT 1/2DR	37-709 SKT 1/4DR HEX BIT 5MM	38-713 SKT 3/8DR HEX BIT 8MM	39-136 SKT 1/2DR 12PT 36MM	52-220 WR COMB 12PT LNG 20MM FP
12-972 RAT 1/2DR 10-1/2 REPL 12-903	37-711 SKT 1/4DR HEX BIT 6MM	38-714 SKT 3/8DR HEX BIT 9MM	39-310 SKT 1/2DR 12PT 10MM DP	52-221 WR COMB 12PT LNG 21MM FP
12-973 RAT 1/2DR 15 REPL 12-904	38-106 SKT 3/8DR 12PT 6MM	38-715 SKT 3/8DR HEX BIT 10MM	39-311 SKT 1/2DR 12PT 11MM DP	52-222 WR COMB 12PT LNG 22MM FP
12-974 RAT 1/2DR FLX 14-1/4	38-107 SKT 3/8DR 12PT 7MM	38-850 WR 3/8DR CRFT 10 MM	39-312 SKT 1/2DR 12PT 12MM DP	52-223 WR COMB 12PT LNG 23MM FP
28-406 WR ADJ 6	38-108 SKT 3/8DR 12PT 8MM	38-851 WR 3/8DR CRFT 11 MM	39-313 SKT 1/2DR 12PT 13MM DP	52-224 WR COMB 12PT LNG 24MM FP
28-408 WR ADJ 8	38-109 SKT 3/8DR 12PT 9MM	38-852 WR 3/8DR CRFT 12 MM	39-314 SKT 1/2DR 12PT 14MM DP	53-016 WR OE 6X7MM FP
28-410 WR ADJ 10	38-110 SKT 3/8DR 12PT 10MM	38-853 WR 3/8DR CRFT 13 MM	39-315 SKT 1/2DR 12PT 15MM DP	53-022 WR OE 8X9MM FP
28-412 WR ADJ 12	38-111 SKT 3/8DR 12PT 11MM	38-854 WR 3/8DR CRFT 14 MM	39-316 SKT 1/2DR 12PT 16MM DP	53-034 WR OE 10X11MM FP
3470 HOOK & PIN PULLER	38-112 SKT 3/8DR 12PT 12MM	38-855 WR 3/8DR CRFT 15 MM	39-317 SKT 1/2DR 12PT 17MM DP	Continued . . .

Set 44-012 355 Pc. Metric Master Set Cont.

53-052	WR OE 12X13MM FP	55-315	WR RAT FLR NUT 12PT 15MM	66-835	NUT DR 8MM HOLL SHFT	68-036	PLR RET RNG CONV .090 90D	70-305	CHSL CLD 3/8 TIP
53-067	WR OE 14X15MM FP	55-316	WR RAT FLR NUT 12PT 16MM	66-836	NUT DR 9MM HOLL SHFT	68-241	SNIPS MINI 6-1/2	70-309	CHSL CLD 1/2 TIP
53-082	WR OE 16X17MM FP	55-317	WR RAT FLR NUT 12PT 17MM	66-837	NUT DR 10MM HOLL SHFT	68-255	SNIPS AVN 10 STRT	70-311	CHSL CLD 5/8 TIP
53-096	WR OE 18X19MM FP	55-318	WR RAT FLR NUT 12PT 18MM	66-838	NUT DR 11MM HOLL SHFT	68-275	SNIPS STRT 12-3/4	70-313	CHSL CLD 3/4 TIP
53-115	WR OE 20X22MM FP	55-319	WR RAT FLR NUT 12PT 19MM	66-839	NUT DR 12MM HOLL SHFT	68-310	KNFE UTIL RETRACT	70-315	CHSL CLD 7/8 TIP
53-119	WR OE 21X23MM FP	56194	9 PC METRIC BALL PLUS SET	66-840	NUT DR 13MM HOLL SHFT	68-445	TP MEAS 1X25 LCK AUTO	70-317	CHSL CLD 1 TIP
53-142	WR OE 24X26MM FP	64-085	WR TRQ 1/2DR 10-150 FT/LB	66-924	SCR START SLT 5	69-444	HMR BLL PN 80Z WD HDL	70-319	CHSL CLD 1-1/8 TIP
53-616	WR BX LNG 12PT 6X7MM	66-150	SCRDR PHLP #2X1-1/2	66-933	SCR START PHLP 5	69-448	HMR BLL PN 1LB WD HDL	70-503	ALIGNING BAR PINCH 5/8X16
53-622	WR BX LNG 12PT 8X9MM	66-152	SCRDR PHLP #0X2-1/2	67-067	PLR LNMM 8-1/2 W/GRP	69-452	HMR BLL PN 2LB WD HDL	70-505	ALIGNING BAR PINCH 3/4X24
53-634	WR BX LNG 12PT 10X11MM	66-153	SCRDR PHLP #1X3	67-109	PLR DIAG CUT 7 HD W/GRP	69-490	RBR MALL 320Z 16-1/2	70-519	CHSL BAR ROLL 1/2X15
53-652	WR BX LNG 12PT 12X13MM	66-155	SCRDR PHLP #1X6	67-161	PLR DIAG CUT 6-3/8 W/GRP	69-532	HMR DEAD BLOW STD 210Z	70-521	CHSL CLD 7/16 TIP
53-667	WR BX LNG 12PT 14X15MM	66-156	SCRDR PHLP #2X4	67-305	PLR CHN NSE 6-1/3 SD CUT W/GRP	69-532	6LN 6' LOCKING PLIERS	70-793	SET FEELER GAUGE 25 BLADE
53-685	WR BX LNG 12PT 16X18MM	66-158	SCRDR PHLP #2X8	67-357	PLR NDL NSE 5-7/16 W/GRP	70-000	PUNCH & CHISEL HOLDER	70-865	HCKS FLT FRM
53-691	WR BX LNG 12PT 17X19MM	66-161	SCRDR PHLP #3X6	67-401	PLR NDL NSE 5-7/8 CURV W/GRP	70-103	PNCH PIN 3/32 TIP	70-929	TELESCP MIRROR 2-1/8 DIA
53-719	WR BX LNG 12PT 21X23MM	66-164	SCRDR PHLP #4X8	67-503	PLR DKBL 8 W/GRP	70-105	PNCH PIN 1/8 TIP	70-933	RETR TL MGL TELESCP
53-727	WR BX LNG 12PT 22X24MM	66-203	SCRDR SLT 3/16X4 SQ	67-535	PLR END CUT 7-3/8 W/GRP	70-107	PNCH PIN 5/32 TIP	70-937	RETR TL FLX 23-1/2
53-762	WR BX LNG 12PT 27X30MM	66-208	SCRDR SLT 1/4X4 SQ	67-667	PLR SLP JNT 6-1/2 W/GRP	70-109	PNCH PIN 3/16 TIP	70-950	SCR EXTR 1/8
53-775	WR BX LNG 12PT 30X32MM	66-217	SCRDR SLT 5/16X6 SQ	67-669	PLR SLP JNT 8 W/GRP	70-129	PNCH PIN 7/32 TIP	70-952	SCR EXTR 3/16
54-510	WR GEARED BOX 12PT 10MM FP	66-220	SCRDR SLT 3/8X8 SQ	67-717	PLR TNG&GRV 5 W/GRP	70-131	PNCH PIN 1/4 TIP	70-954	SCR EXTR 15/64
54-511	WR GEARED BOX 12PT 11MM FP	66-226	SCRDR SLT 7/16X12 SQ	67-777	PLR TNG&GRV 6 W/GRP	70-155	PNCH START 3/32 TIP	70-956	SCR EXTR 5/16
54-512	WR GEARED BOX 12PT 12MM FP	66-232	SCRDR SLT 1/4X1-1/2 SQ	67-779	PLR TNG&GRV 10 W/GRP	70-157	PNCH START 1/8 TIP	70-958	SCR EXTR 3/8
54-513	WR GEARED BOX 12PT 13MM FP	66-253	SCRDR CAB 1/8X3	67-901	PLR WIRE STRPR CRMP CUT 8-1/4	70-161	PNCH START 3/16 TIP	70-960	SCR EXTR 15/32
54-514	WR GEARED BOX 12PT 14MM FP	66-255	SCRDR CAB 1/8X4	68-025	PLR RET RNG CONV .038 OD	70-163	PNCH START 7/32 TIP	70-962	SCR EXTR 9/16
54-515	WR GEARED BOX 12PT 15MM FP	66-259	SCRDR CAB 1/8X8	68-026	PLR RET RNG CONV .038 45D	70-165	PNCH START 1/4 TIP	70-964	SCR EXTR 21/32
54-516	WR GEARED BOX 12PT 16MM FP	66-262	SCRDR CAB 3/16X4	68-027	PLR RET RNG CONV .038 90D	70-189	PNCH DRFT 1/8 TIP	70-966	SCR EXTR 13/16
54-517	WR GEARED BOX 12PT 17MM FP	66-268	SCRDR CAB 3/16X8	68-028	PLR RET RNG CONV .047 OD	70-193	PNCH DRFT 3/16 TIP	72-441	PULLER CONE 2/3 JAW
54-518	WR GEARED BOX 12PT 18MM FP	66-605	SCRDR OFF 5/16X5	68-029	PLR RET RNG CONV .047 45D	70-197	PNCH DRFT 1/4 TIP	73-008	WR PIPE 8 HD
54-519	WR GEARED BOX 12PT 19MM FP	66-609	SCRDR OFF #1X#2X4-1/2	68-030	PLR RET RNG CONV .047 90D	70-235	PNCH CNTR 3/8	73-010	WR PIPE 10 HD
55-310	WR RAT FLR NUT 12PT 10MM	66-829	NUT DR 4MM HOLL SHFT	68-031	PLR RET RNG CONV .070 OD	70-239	PNCH CNTR 1/2	73-014	WR PIPE 14 HD
55-311	WR RAT FLR NUT 12PT 11MM	66-831	NUT DR 5MM HOLL SHFT	68-032	PLR RET RNG CONV .070 45D	70-253	PNCH PRCK 5/16	78-404	C-CL THRT DP 4 STD SCREW
55-312	WR RAT FLR NUT 12PT 12MM	66-832	NUT DR 5.5MM HOLL SHFT	68-033	PLR RET RNG CONV .070 90D	70-255	PNCH PRCK 3/8		BLK (2)
55-313	WR RAT FLR NUT 12PT 13MM	66-833	NUT DR 6MM HOLL SHFT	68-034	PLR RET RNG CONV .090 OD	70-301	CHSL CLD 1/4 TIP	7WR	7' LOCKING PLIERS
55-314	WR RAT FLR NUT 12PT 14MM	66-834	NUT DR 7MM HOLL SHFT	68-035	PLR RET RNG CONV .090 45D	70-303	CHSL CLD 5/16 TIP		

Set 44-017 229 Pc. Metric Intermediate Set - Tools Only

10-918	HDL FLX 1/4DR 5-3/4	37-214	SKT 1/4DR 6PT 14MM DP	39-122	SKT 1/2DR 12PT 22MM	53-119	WR OE 21X23MM FP	67-305	PLR CHN NSE 6-1/3 SD CUT W/GRP
10-921	EXTEN 1/4DR 2	37-283	SKT 1/4DR 6PT 5.5MM DP	39-123	SKT 1/2DR 12PT 23MM	53-142	WR OE 24X26MM FP	67-357	PLR NDL NSE 5-7/16 W/GRP
10-923	EXTEN 1/4DR 6	38-108	SKT 3/8DR 12PT 8MM	39-124	SKT 1/2DR 12PT 24MM	54-510	WR GEARED BOX 12PT 10MM FP	67-401	PLR NDL NSE 5-7/8 W/GRP
10-943	HDL SPIN 1/4DR 6	38-109	SKT 3/8DR 12PT 9MM	39-125	SKT 1/2DR 12PT 25MM	54-511	WR GEARED BOX 12PT 11MM FP	67-669	PLR WIRE STRPR CRMP CUT 8-1/4
10-947	UNV JNT 1/4DR	38-110	SKT 3/8DR 12PT 10MM	39-126	SKT 1/2DR 12PT 26MM	54-512	WR GEARED BOX 12PT 12MM FP	68-025	PLR RET RNG CONV .038 OD
10-972	RAT 1/4DR 5-9/32 REPL 10-903	38-111	SKT 3/8DR 12PT 11MM	39-316	SKT 1/2DR 12PT 16MM DP	54-513	WR GEARED BOX 12PT 13MM FP	68-026	PLR RET RNG CONV .038 45D
10R	10' LOCKING PLIER	38-112	SKT 3/8DR 12PT 12MM	39-317	SKT 1/2DR 12PT 17MM DP	54-514	WR GEARED BOX 12PT 14MM FP	68-027	PLR RET RNG CONV .038 90D
11-918	HDL FLX 3/8DR 8-1/2	38-113	SKT 3/8DR 12PT 13MM	39-318	SKT 1/2DR 12PT 18MM DP	54-515	WR GEARED BOX 12PT 15MM FP	68-028	PLR RET RNG CONV .047 OD
11-922	EXTEN 3/8DR 3	38-114	SKT 3/8DR 12PT 14MM	39-319	SKT 1/2DR 12PT 19MM DP	54-516	WR GEARED BOX 12PT 16MM FP	68-029	PLR RET RNG CONV .047 45D
11-923	EXTEN 3/8DR 6	38-115	SKT 3/8DR 12PT 15MM	39-320	SKT 1/2DR 12PT 20MM DP	54-517	WR GEARED BOX 12PT 17MM FP	68-030	PLR RET RNG CONV .047 90D
11-935	HDL SPD 3/8DR 16-1/2	38-116	SKT 3/8DR 12PT 16MM	39-321	SKT 1/2DR 12PT 21MM DP	54-518	WR GEARED BOX 12PT 18MM FP	68-031	PLR RET RNG CONV .070 OD
11-947	UNV JNT 3/8DR	38-117	SKT 3/8DR 12PT 17MM	39-322	SKT 1/2DR 12PT 22MM DP	54-519	WR GEARED BOX 12PT 19MM FP	68-032	PLR RET RNG CONV .070 45D
11-972	RAT 3/8DR 7-3/8 REPL 11-903	38-118	SKT 3/8DR 12PT 18MM	39-324	SKT 1/2DR 12PT 24MM DP	55-310	WR RAT FLR NUT 12PT 10MM	68-033	PLR RET RNG CONV .070 90D
12-918	HDL FLX 1/2DR 17	38-119	SKT 3/8DR 12PT 19MM	39-325	SKT 1/2DR 12PT 25MM DP	55-311	WR RAT FLR NUT 12PT 11MM	68-034	PLR RET RNG CONV .090 OD
12-921	EXTEN 1/2DR 2-1/2	38-308	SKT 3/8DR 12PT 8MM DP	39-326	SKT 1/2DR 12PT 26MM DP	55-312	WR RAT FLR NUT 12PT 12MM	68-035	PLR RET RNG CONV .090 45D
12-923	EXTEN 1/2DR 5	38-309	SKT 3/8DR 12PT 9MM DP	39-717	SKT 1/2DR HEX BIT 12MM	55-313	WR RAT FLR NUT 12PT 13MM		
12-924	EXTEN 1/2DR 10	38-310	SKT 3/8DR 12PT 10MM DP	39-719	SKT 1/2DR HEX BIT 14MM	55-314	WR RAT FLR NUT 12PT 14MM		
12-935	HDL SPD 1/2DR 19	38-311	SKT 3/8DR 12PT 11MM DP	39-722	SKT 1/2DR HEX BIT 17MM	55-315	WR RAT FLR NUT 12PT 15MM		
12-947	UNV JNT 1/2DR	38-312	SKT 3/8DR 12PT 12MM DP	485	GASKET SCRAPER	55-316	WR RAT FLR NUT 12PT 16MM		
12-972	RAT 1/2DR 10-1/2 REPL 12-903	38-313	SKT 3/8DR 12PT 13MM DP	52-207	WR COMB 12PT LNG 7MM FP	55-317	WR RAT FLR NUT 12PT 17MM		
28-406	WR ADJ 6	38-314	SKT 3/8DR 12PT 14MM DP	52-208	WR COMB 12PT LNG 8MM FP	55-318	WR RAT FLR NUT 12PT 18MM		
28-408	WR ADJ 8	38-315	SKT 3/8DR 12PT 15MM DP	52-209	WR COMB 12PT LNG 9MM FP	55-319	WR RAT FLR NUT 12PT 19MM		
28-410	WR ADJ 10	38-316	SKT 3/8DR 12PT 16MM DP	52-210	WR COMB 12PT LNG 10MM FP	56194	9 PC METRIC BALL PLUS SET		
37-004	SKT 1/4DR 6PT 4MM	38-317	SKT 3/8DR 12PT 17MM DP	52-211	WR COMB 12PT LNG 11MM FP	66-150	SCRDR PHLP #2X1-1/2		
37-005	SKT 1/4DR 6PT 5MM	38-318	SKT 3/8DR 12PT 18MM DP	52-212	WR COMB 12PT LNG 12MM FP	66-152	SCRDR PHLP #0X2-1/2		
37-006	SKT 1/4DR 6PT 6MM	38-319	SKT 3/8DR 12PT 19MM DP	52-213	WR COMB 12PT LNG 13MM FP	66-153	SCRDR PHLP #1X3		
37-007	SKT 1/4DR 6PT 7MM	38-707	SKT 3/8DR HEX BIT 4MM	52-214	WR COMB 12PT LNG 14MM FP	66-156	SCRDR PHLP #2X4		
37-008	SKT 1/4DR 6PT 8MM	38-709	SKT 3/8DR HEX BIT 5MM	52-215	WR COMB 12PT LNG 15MM FP	66-161	SCRDR PHLP #3X6		
37-009	SKT 1/4DR 6PT 9MM	38-711	SKT 3/8DR HEX BIT 6MM	52-216	WR COMB 12PT LNG 16MM FP	66-164	SCRDR PHLP #4X8		
37-010	SKT 1/4DR 6PT 10MM	38-712	SKT 3/8DR HEX BIT 7MM	52-217	WR COMB 12PT LNG 17MM FP	66-203	SCRDR SLT 3/16X4 SQ		
37-011	SKT 1/4DR 6PT 11MM	38-713	SKT 3/8DR HEX BIT 8MM	52-218	WR COMB 12PT LNG 18MM FP	66-208	SCRDR SLT 1/4X4 SQ		
37-012	SKT 1/4DR 6PT 12MM	38-714	SKT 3/8DR HEX BIT 9MM	52-219	WR COMB 12PT LNG 19MM FP	66-210	SCRDR SLT 3/8X8 SQ		
37-013	SKT 1/4DR 6PT 13MM	38-715	SKT 3/8DR HEX BIT 10MM	52-220	WR COMB 12PT LNG 20MM FP	66-220	SCRDR SLT 5/16X6 SQ		
37-014	SKT 1/4DR 6PT 14MM	39-110	SKT 1/2DR 12PT 10MM	52-221	WR COMB 12PT LNG 21MM FP	66-222	SCRDR SLT 7/16X12 SQ		
37-083	SKT 1/4DR 6PT 5.5MM	39-111	SKT 1/2DR 12PT 11MM	52-222	WR COMB 12PT LNG 22MM FP	66-232	SCRDR SLT 1/4X1-1/2 SQ		
37-204	SKT 1/4DR 6PT 4MM DP	39-112	SKT 1/2DR 12PT 12MM	52-223	WR COMB 12PT LNG 23MM FP	66-831	NUT DR 5MM HOLL SHFT		
37-205	SKT 1/4DR 6PT 5MM DP	39-113	SKT 1/2DR 12PT 13MM	52-224	WR COMB 12PT LNG 24MM FP	66-832	NUT DR 5.5MM HOLL SHFT		
37-206	SKT 1/4DR 6PT 6MM DP	39-114	SKT 1/2DR 12PT 14MM	53-016	WR OE 6X7MM FP	66-833	NUT DR 6MM HOLL SHFT		
37-207	SKT 1/4DR 6PT 7MM DP	39-115	SKT 1/2DR 12PT 15MM	53-022	WR OE 8X9MM FP	66-834	NUT DR 7MM HOLL SHFT		
37-208	SKT 1/4DR 6PT 8MM DP	39-116	SKT 1/2DR 12PT 16MM	53-034	WR OE 10X11MM FP	66-835	NUT DR 8MM HOLL SHFT		
37-209	SKT 1/4DR 6PT 9MM DP	39-117	SKT 1/2DR 12PT 17MM	53-052	WR OE 12X13MM FP	66-836	NUT DR 9MM HOLL SHFT		
37-210	SKT 1/4DR 6PT 10MM DP	39-118	SKT 1/2DR 12PT 18MM	53-067	WR OE 14X15MM FP	66-837	NUT DR 10MM HOLL SHFT		
37-211	SKT 1/4DR 6PT 11MM DP	39-119	SKT 1/2DR 12PT 19MM	53-082	WR OE 16X17MM FP	67-067	PLR LNMM 8-1/2 W/GRP		
37-212	SKT 1/4DR 6PT 12MM DP	39-120	SKT 1/2DR 12PT 20MM	53-096	WR OE 18X19MM FP	67-109	PLR DIAG CUT 7 HD W/GRP		
37-213	SKT 1/4DR 6PT 13MM DP	39-121	SKT 1/2DR 12PT 21MM	53-115	WR OE 20X22MM FP	67-161	PLR DIAG CUT 6-3/8 W/GRP		

Set 44-022 138 Pc. Metric Basic Set - Tools Only

10-921	EXTEN 1/4DR 2	37-011	SKT 1/4DR 6PT 11MM	38-315	SKT 3/8DR 12PT 15MM DP	52-210	WR COMB 12PT LNG 10MM FP	67-901	PLR WIRE STRPR CRMP CUT 8-1/4
10-923	EXTEN 1/4DR 6	37-012	SKT 1/4DR 6PT 12MM	38-316	SKT 3/8DR 12PT 16MM DP	52-211	WR COMB 12PT LNG 11MM FP	68-065	SET RET RNG PLR LIGHT DUTY
10-943	HDL SPIN 1/4DR 6	37-013	SKT 1/4DR 6PT 13MM	38-317	SKT 3/8DR 12PT 17MM DP	52-212	WR COMB 12PT LNG 12MM FP	68-255	SNIPS AVN 10 STRT
10-947	UNV JNT 1/4DR	37-014	SKT 1/4DR 6PT 14MM	38-318	SKT 3/8DR 12PT 18MM DP	52-213	WR COMB 12PT LNG 13MM FP	68-310	KNFE UTIL RETRACT
10-972	RAT 1/4DR 5-9/32 REPL 10-903	37-083	SKT 1/4DR 6PT 5.5MM	38-319	SKT 3/8DR 12PT 19MM DP	52-214	WR COMB 12PT LNG 14MM FP	69-448	HMR BLL PN 1LB WD HDL
10R	10" LOCKING PLIERS	38-106	SKT 3/8DR 12PT 6MM	38-106	SKT 3/8DR 12PT 6MM	52-215	WR COMB 12PT LNG 15MM FP	69-532	HMR DEAD BLOW STD 21OZ
11-918	HDL FLX 3/8DR 8-1/2	38-107	SKT 3/8DR 12PT 7MM	39-111	SKT 1/2DR 12PT 11MM	52-216	WR COMB 12PT LNG 16MM FP	70-000	PUNCH & CHISEL HOLDER
11-922	EXTEN 3/8DR 3	38-108	SKT 3/8DR 12PT 8MM	39-112	SKT 1/2DR 12PT 12MM	52-217	WR COMB 12PT LNG 17MM FP	70-103	PNCH PIN 3/32 TIP
11-927	EXTEN 3/8DR 12	38-109	SKT 3/8DR 12PT 9MM	39-113	SKT 1/2DR 12PT 13MM	52-218	WR COMB 12PT LNG 18MM FP	70-105	PNCH PIN 1/8 TIP
11-935	HDL SPD 3/8DR 16-1/2	38-110	SKT 3/8DR 12PT 10MM	39-114	SKT 1/2DR 12PT 14MM	52-219	WR COMB 12PT LNG 19MM FP	70-109	PNCH PIN 3/16 TIP
11-947	UNV JNT 3/8DR	38-111	SKT 3/8DR 12PT 11MM	39-115	SKT 1/2DR 12PT 15MM	52-220	WR COMB 12PT LNG 20MM FP	70-153	PNCH START 1/16 TIP
11-972	RAT 3/8DR 7-3/8 REPL 11-903	38-112	SKT 3/8DR 12PT 12MM	39-116	SKT 1/2DR 12PT 16MM	52-221	WR COMB 12PT LNG 21MM FP	70-157	PNCH START 1/8 TIP
12-918	HDL FLX 1/2DR 17	38-113	SKT 3/8DR 12PT 13MM	39-117	SKT 1/2DR 12PT 17MM	56194	9 PC METRIC BALL PLUS SET	70-161	PNCH START 3/16 TIP
12-923	EXTEN 1/2DR 5	38-114	SKT 3/8DR 12PT 14MM	39-118	SKT 1/2DR 12PT 18MM	66-102	SCRDR SLT 1/4X4	70-235	PNCH CNTR 3/8
12-924	EXTEN 1/2DR 10	38-115	SKT 3/8DR 12PT 15MM	39-119	SKT 1/2DR 12PT 19MM	66-103	SCRDR SLT 5/16X6	70-303	CHSL CLD 5/16 TIP
12-947	UNV JNT 1/2DR	38-116	SKT 3/8DR 12PT 16MM	39-120	SKT 1/2DR 12PT 20MM	66-153	SCRDR PHLP #1X3	70-307	CHSL CLD 7/16 TIP
12-972	RAT 1/2DR 10-1/2 REPL 12-903	38-117	SKT 3/8DR 12PT 17MM	39-121	SKT 1/2DR 12PT 21MM	66-156	SCRDR PHLP #2X4	70-309	CHSL CLD 1/2 TIP
28-406	WR ADJ 6	38-118	SKT 3/8DR 12PT 18MM	39-122	SKT 1/2DR 12PT 22MM	66-161	SCRDR PHLP #3X6	70-393	CHSL CAPE 7/32 TIP
28-410	WR ADJ 10	38-119	SKT 3/8DR 12PT 19MM	39-123	SKT 1/2DR 12PT 23MM	66-261	SCRDR CAB 3/16X3	70-421	CHSL DIA PT 3/16 TIP
37-004	SKT 1/4DR 6PT 4MM	38-308	SKT 3/8DR 12PT 8MM DP	39-124	SKT 1/2DR 12PT 24MM	66-262	SCRDR CAB 3/16X4	70-865	HCKS FLT FRM
37-005	SKT 1/4DR 6PT 5MM	38-309	SKT 3/8DR 12PT 9MM DP	39-125	SKT 1/2DR 12PT 25MM	66-265	SCRDR CAB 3/16X5	70-950	SCR EXTR 1/8
37-006	SKT 1/4DR 6PT 6MM	38-310	SKT 3/8DR 12PT 10MM DP	39-126	SKT 1/2DR 12PT 26MM	67-067	PLR LNMM 8-1/2 W/GRP	70-952	SCR EXTR 3/16
37-007	SKT 1/4DR 6PT 7MM	38-311	SKT 3/8DR 12PT 11MM DP	485	GASKET SCRAPER	67-109	PLR DIAG CUT 7 HD W/GRP	70-954	SCR EXTR 15/64
37-008	SKT 1/4DR 6PT 8MM	38-312	SKT 3/8DR 12PT 12MM DP	52-207	WR COMB 12PT LNG 7MM FP	67-305	PLR CHN NSE 6-1/3 SD CUT W/GRP	70-956	SCR EXTR 5/16
37-009	SKT 1/4DR 6PT 9MM	38-313	SKT 3/8DR 12PT 13MM DP	52-208	WR COMB 12PT LNG 8MM FP	67-669	PLR SLP JNT 8 W/GRP	70-958	SCR EXTR 3/8
37-010	SKT 1/4DR 6PT 10MM	38-314	SKT 3/8DR 12PT 14MM DP	52-209	WR COMB 12PT LNG 9MM FP	67-779	PLR TNG&GRV 10 W/GRP	7WR	7" LOCKING PLIERS

Set 44-027 158 Pc. Metric Intermediate Set - Tools Only

10R	10" LOCKING PLIERS	38-310	SKT 3/8DR 12PT 10MM DP	39-123	SKT 1/2DR 12PT 23MM	52-218	WR COMB 12PT LNG 18MM FP	67-535	PLR END CUT 7-3/8 W/GRP
11-918	HDL FLX 3/8DR 8-1/2	38-311	SKT 3/8DR 12PT 11MM DP	39-124	SKT 1/2DR 12PT 24MM	52-219	WR COMB 12PT LNG 19MM FP	67-669	PLR SLP JNT 8 W/GRP
11-922	EXTEN 3/8DR 3	38-312	SKT 3/8DR 12PT 12MM DP	39-125	SKT 1/2DR 12PT 25MM	52-220	WR COMB 12PT LNG 20MM FP	67-779	PLR TNG&GRV 10 W/GRP
11-923	EXTEN 3/8DR 6	38-313	SKT 3/8DR 12PT 13MM DP	39-126	SKT 1/2DR 12PT 26MM	52-221	WR COMB 12PT LNG 21MM FP	67-901	PLR WIRE STRPR CRMP CUT 8-1/4
11-947	UNV JNT 3/8DR	38-314	SKT 3/8DR 12PT 14MM DP	39-316	SKT 1/2DR 12PT 16MM DP	52-222	WR COMB 12PT LNG 22MM FP	68-065	SET RET RNG PLR LIGHT DUTY
11-972	RAT 3/8DR 7-3/8 REPL 11-903	38-315	SKT 3/8DR 12PT 15MM DP	39-317	SKT 1/2DR 12PT 17MM DP	52-223	WR COMB 12PT LNG 23MM FP	68-255	SNIPS AVN 10 STRT
12-918	HDL FLX 1/2DR 17	38-316	SKT 3/8DR 12PT 16MM DP	39-318	SKT 1/2DR 12PT 18MM DP	52-224	WR COMB 12PT LNG 24MM FP	69-448	HMR BLL PN 1LB WD HDL
12-921	EXTEN 1/2DR 2-1/2	38-317	SKT 3/8DR 12PT 17MM DP	39-319	SKT 1/2DR 12PT 19MM DP	53-022	WR OE 8X9MM FP	69-532	HMR DEAD BLOW STD 21OZ
12-923	EXTEN 1/2DR 5	38-318	SKT 3/8DR 12PT 18MM DP	39-320	SKT 1/2DR 12PT 20MM DP	53-034	WR OE 10X11MM FP	70-000	PUNCH & CHISEL HOLDER
12-924	EXTEN 1/2DR 10	38-319	SKT 3/8DR 12PT 19MM DP	39-321	SKT 1/2DR 12PT 21MM DP	53-052	WR OE 12X13MM FP	70-103	PNCH PIN 3/32 TIP
12-935	HDL SPD 1/2DR 19	38-707	SKT 3/8DR HEX BIT 4MM	39-322	SKT 1/2DR 12PT 22MM DP	53-067	WR OE 14X15MM FP	70-105	PNCH PIN 1/8 TIP
12-947	UNV JNT 1/2DR	38-709	SKT 3/8DR HEX BIT 5MM	39-323	SKT 1/2DR 12PT 23MM DP	53-082	WR OE 16X17MM FP	70-109	PNCH PIN 3/16 TIP
12-972	RAT 1/2DR 10-1/2 REPL 12-903	38-711	SKT 3/8DR HEX BIT 6MM	39-324	SKT 1/2DR 12PT 24MM DP	53-096	WR OE 18X19MM FP	70-153	PNCH START 1/16 TIP
28-406	WR ADJ 6	38-712	SKT 3/8DR HEX BIT 7MM	39-325	SKT 1/2DR 12PT 25MM DP	56194	9 PC METRIC BALL PLUS SET	70-157	PNCH START 1/8 TIP
28-410	WR ADJ 10	38-713	SKT 3/8DR HEX BIT 8MM	39-326	SKT 1/2DR 12PT 26MM DP	66-150	SCRDR PHLP #2X1-1/2	70-161	PNCH START 3/16 TIP
28-412	WR ADJ 12	38-714	SKT 3/8DR HEX BIT 9MM	39-717	SKT 1/2DR HEX BIT 12MM	66-152	SCRDR PHLP #0X2-1/2	70-235	PNCH CNTR 3/8
38-108	SKT 3/8DR 12PT 8MM	38-715	SKT 3/8DR HEX BIT 10MM	39-719	SKT 1/2DR HEX BIT 14MM	66-153	SCRDR PHLP #1X3	70-303	CHSL CLD 5/16 TIP
38-109	SKT 3/8DR 12PT 9MM	39-110	SKT 1/2DR 12PT 10MM	39-722	SKT 1/2DR HEX BIT 17MM	66-156	SCRDR PHLP #2X4	70-307	CHSL CLD 7/16 TIP
38-110	SKT 3/8DR 12PT 10MM	39-111	SKT 1/2DR 12PT 11MM	485	GASKET SCRAPER	66-161	SCRDR PHLP #3X6	70-309	CHSL CLD 1/2 TIP
38-111	SKT 3/8DR 12PT 11MM	39-112	SKT 1/2DR 12PT 12MM	52-207	WR COMB 12PT LNG 7MM FP	66-164	SCRDR PHLP #4X8	70-393	CHSL CAPE 7/32 TIP
38-112	SKT 3/8DR 12PT 12MM	39-113	SKT 1/2DR 12PT 13MM	52-208	WR COMB 12PT LNG 8MM FP	66-203	SCRDR SLT 3/16X4 SQ	70-421	CHSL DIA PT 3/16 TIP
38-113	SKT 3/8DR 12PT 13MM	39-114	SKT 1/2DR 12PT 14MM	52-209	WR COMB 12PT LNG 9MM FP	66-208	SCRDR SLT 1/4X4 SQ	70-503	ALIGNING BAR PINCH 5/8X16
38-114	SKT 3/8DR 12PT 14MM	39-115	SKT 1/2DR 12PT 15MM	52-210	WR COMB 12PT LNG 10MM FP	66-217	SCRDR SLT 5/16X6 SQ	70-519	CHSL BAR ROLL 1/2X15
38-115	SKT 3/8DR 12PT 15MM	39-116	SKT 1/2DR 12PT 16MM	52-211	WR COMB 12PT LNG 11MM FP	66-220	SCRDR SLT 3/8X8 SQ	70-865	HCKS FLT FRM
38-116	SKT 3/8DR 12PT 16MM	39-117	SKT 1/2DR 12PT 17MM	52-212	WR COMB 12PT LNG 12MM FP	66-226	SCRDR SLT 7/16X12 SQ	70-950	SCR EXTR 1/8
38-117	SKT 3/8DR 12PT 17MM	39-118	SKT 1/2DR 12PT 18MM	52-213	WR COMB 12PT LNG 13MM FP	66-232	SCRDR SLT 1/4X1-1/2 SQ	70-952	SCR EXTR 3/16
38-118	SKT 3/8DR 12PT 18MM	39-119	SKT 1/2DR 12PT 19MM	52-214	WR COMB 12PT LNG 14MM FP	67-067	PLR LNMM 8-1/2 W/GRP	70-954	SCR EXTR 15/64
38-119	SKT 3/8DR 12PT 19MM	39-120	SKT 1/2DR 12PT 20MM	52-215	WR COMB 12PT LNG 15MM FP	67-109	PLR DIAG CUT 7 HD W/GRP	70-956	SCR EXTR 5/16
38-308	SKT 3/8DR 12PT 8MM DP	39-121	SKT 1/2DR 12PT 21MM	52-216	WR COMB 12PT LNG 16MM FP	67-161	PLR DIAG CUT 6-3/8 W/GRP	70-958	SCR EXTR 3/8
38-309	SKT 3/8DR 12PT 9MM DP	39-122	SKT 1/2DR 12PT 22MM	52-217	WR COMB 12PT LNG 17MM FP	67-305	PLR CHN NSE 6-1/3 SD CUT W/GRP	7WR	7" LOCKING PLIERS

Set 44-031 99 Pc. Metric Basic Set - Tools Only

11-918	HDL FLX 3/8DR 8-1/2	38-112	SKT 3/8DR 12PT 12MM	39-121	SKT 1/2DR 12PT 21MM	52-219	WR COMB 12PT LNG 19MM FP	70-000	PUNCH & CHISEL HOLDER
11-922	EXTEN 3/8DR 3	38-113	SKT 3/8DR 12PT 13MM	39-122	SKT 1/2DR 12PT 22MM	52-220	WR COMB 12PT LNG 20MM FP	70-103	PNCH PIN 3/32 TIP
11-927	EXTEN 3/8DR 12	38-114	SKT 3/8DR 12PT 14MM	39-123	SKT 1/2DR 12PT 23MM	52-221	WR COMB 12PT LNG 21MM FP	70-105	PNCH PIN 1/8 TIP
11-935	HDL SPD 3/8DR 16-1/2	38-115	SKT 3/8DR 12PT 15MM	39-124	SKT 1/2DR 12PT 24MM	56194	9 PC METRIC BALL PLUS SET	70-109	PNCH PIN 3/16 TIP
11-947	UNV JNT 3/8DR	38-116	SKT 3/8DR 12PT 16MM	39-125	SKT 1/2DR 12PT 25MM	66-102	SCRDR SLT 1/4X4	70-153	PNCH START 1/16 TIP
11-972	RAT 3/8DR 7-3/8 REPL 11-903	38-117	SKT 3/8DR 12PT 17MM	39-126	SKT 1/2DR 12PT 26MM	66-103	SCRDR SLT 5/16X6	70-157	PNCH START 1/8 TIP
12-918	HDL FLX 1/2DR 17	38-118	SKT 3/8DR 12PT 18MM	485	GASKET SCRAPER	66-153	SCRDR PHLP #1X3	70-161	PNCH START 3/16 TIP
12-923	EXTEN 1/2DR 5	38-119	SKT 3/8DR 12PT 19MM	52-207	WR COMB 12PT LNG 7MM FP	66-156	SCRDR PHLP #2X4	70-235	PNCH CNTR 3/8
12-924	EXTEN 1/2DR 10	39-110	SKT 1/2DR 12PT 10MM	52-208	WR COMB 12PT LNG 8MM FP	66-161	SCRDR PHLP #3X6	70-303	CHSL CLD 5/16 TIP
12-947	UNV JNT 1/2DR	39-111	SKT 1/2DR 12PT 11MM	52-209	WR COMB 12PT LNG 9MM FP	66-261	SCRDR CAB 3/16X3	70-307	CHSL CLD 7/16 TIP
12-972	RAT 1/2DR 10-1/2 REPL 12-903	39-112	SKT 1/2DR 12PT 12MM	52-210	WR COMB 12PT LNG 10MM FP	66-262	SCRDR CAB 3/16X4	70-309	CHSL CLD 1/2 TIP
28-406	WR ADJ 6	39-113	SKT 1/2DR 12PT 13MM	52-211	WR COMB 12PT LNG 11MM FP	66-265	SCRDR CAB 3/16X5	70-393	CHSL CAPE 7/32 TIP
28-410	WR ADJ 10	39-114	SKT 1/2DR 12PT 14MM	52-212	WR COMB 12PT LNG 12MM FP	67-109	PLR DIAG CUT 7 HD W/GRP	70-421	CHSL DIA PT 3/16 TIP
38-106	SKT 3/8DR 12PT 6MM	39-115	SKT 1/2DR 12PT 15MM	52-213	WR COMB 12PT LNG 13MM FP	67-305	PLR CHN NSE 6-1/3 SD CUT W/GRP	70-865	HCKS FLT FRM
38-107	SKT 3/8DR 12PT 7MM	39-116	SKT 1/2DR 12PT 16MM	52-214	WR COMB 12PT LNG 14MM FP	67-669	PLR SLP JNT 8 W/GRP	7WR	7" LOCKING PLIERS
38-108	SKT 3/8DR 12PT 8MM	39-117	SKT 1/2DR 12PT 17MM	52-215	WR COMB 12PT LNG 15MM FP	67-779	PLR TNG&GRV 10 W/GRP		
38-109	SKT 3/8DR 12PT 9MM	39-118	SKT 1/2DR 12PT 18MM	52-216	WR COMB 12PT LNG 16MM FP	68-255	SNIPS AVN 10 STRT		
38-110	SKT 3/8DR 12PT 10MM	39-119	SKT 1/2DR 12PT 19MM	52-217	WR COMB 12PT LNG 17MM FP	69-448	HMR BLL PN 1LB WD HDL		
38-111	SKT 3/8DR 12PT 11MM	39-120	SKT 1/2DR 12PT 20MM	52-218	WR COMB 12PT LNG 18MM FP	69-532	HMR DEAD BLOW STD 21OZ		

Master Set Contents

Set 44-036 77 Pc. Metric Basic Set - Tools Only

12-918 HDL FLX 1/2DR 17	39-119 SKT 1/2DR 12PT 19MM	39-324 SKT 1/2DR 12PT 24MM DP	52-219 WR COMB 12PT LNG 19MM FP	69-448 HMR BLL PN 1LB WD HDL
12-923 EXTEN 1/2DR 5	39-120 SKT 1/2DR 12PT 20MM	39-325 SKT 1/2DR 12PT 25MM DP	52-220 WR COMB 12PT LNG 20MM FP	69-532 HMR DEAD BLOW STD 21OZ
12-924 EXTEN 1/2DR 10	39-121 SKT 1/2DR 12PT 21MM	39-326 SKT 1/2DR 12PT 26MM DP	52-221 WR COMB 12PT LNG 21MM FP	70-105 PNCH PIN 1/8 TIP
12-972 RAT 1/2DR 10-1/2 REPL 12-903	39-122 SKT 1/2DR 12PT 22MM	52-207 WR COMB 12PT LNG 7MM FP	56070 7 PC FOLD UP	70-109 PNCH PIN 3/16 TIP
28-408 WR ADJ 8	39-123 SKT 1/2DR 12PT 23MM	52-208 WR COMB 12PT LNG 8MM FP	66-153 SCRDR PHLP #1X3	70-197 PNCH DRFT 1/4 TIP
28-412 WR ADJ 12	39-124 SKT 1/2DR 12PT 24MM	52-209 WR COMB 12PT LNG 9MM FP	66-156 SCRDR PHLP #2X4	70-235 PNCH CNTR 3/8
39-110 SKT 1/2DR 12PT 10MM	39-125 SKT 1/2DR 12PT 25MM	52-210 WR COMB 12PT LNG 10MM FP	66-161 SCRDR PHLP #3X6	70-239 PNCH CNTR 1/2
39-111 SKT 1/2DR 12PT 11MM	39-126 SKT 1/2DR 12PT 26MM	52-211 WR COMB 12PT LNG 11MM FP	66-208 SCRDR SLT 1/4X4 SQ	70-305 CHSL CLD 3/8 TIP
39-112 SKT 1/2DR 12PT 12MM	39-316 SKT 1/2DR 12PT 16MM DP	52-212 WR COMB 12PT LNG 12MM FP	66-217 SCRDR SLT 5/16X6 SQ	70-309 CHSL CLD 1/2 TIP
39-113 SKT 1/2DR 12PT 13MM	39-317 SKT 1/2DR 12PT 17MM DP	52-213 WR COMB 12PT LNG 13MM FP	66-220 SCRDR SLT 3/8X8 SQ	70-313 CHSL CLD 3/4 TIP
39-114 SKT 1/2DR 12PT 14MM	39-318 SKT 1/2DR 12PT 18MM DP	52-214 WR COMB 12PT LNG 14MM FP	66-232 SCRDR SLT 1/4X1-1/2 SQ	7WR 7" LOCKING PLIERS
39-115 SKT 1/2DR 12PT 15MM	39-319 SKT 1/2DR 12PT 19MM DP	52-215 WR COMB 12PT LNG 15MM FP	67-109 PLR DIAG CUT 7 HD W/GRP	
39-116 SKT 1/2DR 12PT 16MM	39-320 SKT 1/2DR 12PT 20MM DP	52-216 WR COMB 12PT LNG 16MM FP	67-305 PLR CHN NSE 6-1/3 SD CUT W/GRP	
39-117 SKT 1/2DR 12PT 17MM	39-321 SKT 1/2DR 12PT 21MM DP	52-217 WR COMB 12PT LNG 17MM FP	67-669 PLR SLP JNT 8 W/GRP	
39-118 SKT 1/2DR 12PT 18MM	39-322 SKT 1/2DR 12PT 22MM DP	52-218 WR COMB 12PT LNG 18MM FP	67-779 PLR TNG&GRV 10 W/GRP	

Set 44-041 67 Pc. Metric Basic Set - Tools Only

11-918 HDL FLX 3/8DR 8-1/2	38-114 SKT 3/8DR 12PT 14MM	38-315 SKT 3/8DR 12PT 15MM DP	52-215 WR COMB 12PT LNG 15MM FP	69-530 HMR DEAD BLOW STD 10OZ
11-922 EXTEN 3/8DR 3	38-115 SKT 3/8DR 12PT 15MM	38-316 SKT 3/8DR 12PT 16MM DP	56070 7 PC FOLD UP	70-105 PNCH PIN 1/8 TIP
11-923 EXTEN 3/8DR 6	38-116 SKT 3/8DR 12PT 16MM	38-317 SKT 3/8DR 12PT 17MM DP	66-153 SCRDR PHLP #1X3	70-109 PNCH PIN 3/16 TIP
11-947 UNV JNT 3/8DR	38-117 SKT 3/8DR 12PT 17MM	38-318 SKT 3/8DR 12PT 18MM DP	66-156 SCRDR PHLP #2X4	70-193 PNCH DRFT 3/16 TIP
11-972 RAT 3/8DR 7-3/8 REPL 11-903	38-118 SKT 3/8DR 12PT 18MM	38-319 SKT 3/8DR 12PT 19MM DP	66-208 SCRDR SLT 1/4X4 SQ	70-235 PNCH CNTR 3/8
28-406 WR ADJ 6	38-119 SKT 3/8DR 12PT 19MM	52-207 WR COMB 12PT LNG 7MM FP	66-217 SCRDR SLT 5/16X6 SQ	70-239 PNCH CNTR 1/2
28-410 WR ADJ 10	38-308 SKT 3/8DR 12PT 8MM DP	52-208 WR COMB 12PT LNG 8MM FP	66-220 SCRDR SLT 3/8X8 SQ	70-305 CHSL CLD 3/8 TIP
38-108 SKT 3/8DR 12PT 8MM	38-309 SKT 3/8DR 12PT 9MM DP	52-209 WR COMB 12PT LNG 9MM FP	67-109 PLR DIAG CUT 7 HD W/GRP	70-309 CHSL CLD 1/2 TIP
38-109 SKT 3/8DR 12PT 9MM	38-310 SKT 3/8DR 12PT 10MM DP	52-210 WR COMB 12PT LNG 10MM FP	67-305 PLR CHN NSE 6-1/3 SD CUT W/GRP	70-313 CHSL CLD 3/4 TIP
38-110 SKT 3/8DR 12PT 10MM	38-311 SKT 3/8DR 12PT 11MM DP	52-211 WR COMB 12PT LNG 11MM FP	67-669 PLR SLP JNT 8 W/GRP	7WR 7" LOCKING PLIERS
38-111 SKT 3/8DR 12PT 11MM	38-312 SKT 3/8DR 12PT 12MM DP	52-212 WR COMB 12PT LNG 12MM FP	67-779 PLR TNG&GRV 10 W/GRP	
38-112 SKT 3/8DR 12PT 12MM	38-313 SKT 3/8DR 12PT 13MM DP	52-213 WR COMB 12PT LNG 13MM FP	69-448 HMR BLL PN 1LB WD HDL	
38-113 SKT 3/8DR 12PT 13MM	38-314 SKT 3/8DR 12PT 14MM DP	52-214 WR COMB 12PT LNG 14MM FP		

Set 44-047 100 Pc. Metric Heavy Equipment Set - Tools Only

10R 10" LOCKING PLIERS	38-116 SKT 3/8DR 12PT 16MM	39-124 SKT 1/2DR 12PT 24MM	52-209 WR COMB 12PT LNG 9MM FP	52-246 WR COMB 12PT LNG 46MM
11-922 EXTEN 3/8DR 3	38-117 SKT 3/8DR 12PT 17MM	40-121 SKT 3/4DR 12PT 21MM	52-210 WR COMB 12PT LNG 10MM FP	52-250 WR COMB 12PT LNG 50MM
11-925 EXTEN 3/8DR 8	38-118 SKT 3/8DR 12PT 18MM	40-122 SKT 3/4DR 12PT 22MM	52-211 WR COMB 12PT LNG 11MM FP	66-103 SCRDR SLT 5/16X6
11-935 HDL SPD 3/8DR 16-1/2	38-119 SKT 3/8DR 12PT 19MM	40-123 SKT 3/4DR 12PT 23MM	52-212 WR COMB 12PT LNG 12MM FP	66-106 SCRDR SLT 3/8X8
11-952 ADP 3/8DR 3/8FX1/2M	38-707 SKT 3/8DR HEX BIT 4MM	40-124 SKT 3/4DR 12PT 24MM	52-213 WR COMB 12PT LNG 13MM FP	66-258 SCRDR CAB 1/8X6
11-972 RAT 3/8DR 7-3/8 REPL 11-903	38-709 SKT 3/8DR HEX BIT 5MM	40-127 SKT 3/4DR 12PT 27MM	52-214 WR COMB 12PT LNG 14MM FP	67-163 PLR DIAG CUT 7-1/2 W/GRP
12-924 EXTEN 1/2DR 10	38-711 SKT 3/8DR HEX BIT 6MM	40-128 SKT 3/4DR 12PT 28MM	52-215 WR COMB 12PT LNG 15MM FP	67-305 PLR CHN NSE 6-1/3 SD CUT W/GRP
12-935 HDL SPD 1/2DR 19	38-712 SKT 3/8DR HEX BIT 7MM	40-130 SKT 3/4DR 12PT 30MM	52-216 WR COMB 12PT LNG 16MM FP	67-657 PLR SLP JNT 6-1/2
12-947 UNV JNT 1/2DR	38-713 SKT 3/8DR HEX BIT 8MM	40-132 SKT 3/4DR 12PT 32MM	52-217 WR COMB 12PT LNG 17MM FP	67-779 PLR TNG&GRV 10 W/GRP
12-952 ADP 1/2DR 1/2FX3/4M	38-714 SKT 3/8DR HEX BIT 9MM	40-136 SKT 3/4DR 12PT 36MM	52-218 WR COMB 12PT LNG 18MM FP	69-019 HMR SFT FC NO TIP 2D 2LB (2)
12-972 RAT 1/2DR 10-1/2 REPL 12-903	38-715 SKT 3/8DR HEX BIT 10MM	40-141 SKT 3/4DR 12PT 41MM	52-219 WR COMB 12PT LNG 19MM FP	69-166 HMR TIP 2 MED HD CREAM
13-918 HDL FLX 3/4DR 22	39-113 SKT 1/2DR 12PT 13MM	40-142 SKT 3/4DR 12PT 42MM	52-220 WR COMB 12PT LNG 20MM FP	69-446 HMR BLL PN 12OZ WD HDL
13-923 EXTEN 3/4DR 8	39-114 SKT 1/2DR 12PT 14MM	40-146 SKT 3/4DR 12PT 46MM	52-221 WR COMB 12PT LNG 21MM FP	69-452 HMR BLL PN 2LB WD HDL
13-972 RAT 3/4DR 19	39-115 SKT 1/2DR 12PT 15MM	40-150 SKT 3/4DR 12PT 50MM	52-222 WR COMB 12PT LNG 22MM FP	70-193 PNCH DRFT 3/16 TIP
38-110 SKT 3/8DR 12PT 10MM	39-116 SKT 1/2DR 12PT 16MM	40-155 SKT 3/4DR 12PT 55MM	52-224 WR COMB 12PT LNG 24MM FP	70-201 PNCH DRFT 3/8 TIP
38-111 SKT 3/8DR 12PT 11MM	39-117 SKT 1/2DR 12PT 17MM	40-158 SKT 3/4DR 12PT 58MM	52-226 WR COMB 12PT LNG 26MM FP	70-237 PNCH CTR 7/16
38-112 SKT 3/8DR 12PT 12MM	39-118 SKT 1/2DR 12PT 18MM	40-160 SKT 3/4DR 12PT 60MM	52-228 WR COMB 12PT LNG 28MM FP	70-305 CHSL CLD 3/8 TIP
38-113 SKT 3/8DR 12PT 13MM	39-119 SKT 1/2DR 12PT 19MM	485 GASKET SCRAPER	52-232 WR COMB 12PT LNG 32MM FP	70-313 CHSL CLD 3/4 TIP
38-114 SKT 3/8DR 12PT 14MM	39-121 SKT 1/2DR 12PT 21MM	52-207 WR COMB 12PT LNG 7MM FP	52-236 WR COMB 12PT LNG 36MM	70-519 CHSL BAR ROLL 1/2X15
38-115 SKT 3/8DR 12PT 15MM	39-122 SKT 1/2DR 12PT 22MM	52-208 WR COMB 12PT LNG 8MM FP	52-241 WR COMB 12PT LNG 41MM	70-793 SET FEELER GAUGE 25 BLADE

Pipe Wrench Parts

Product Number	Description
For 73-006 Pipe Wrench	
95-055.....	Hook Jaw
95-056.....	Insert Jaw with Pin
95-057.....	Adjusting Nut
95-058.....	Spring Assembly
For 73-008 Pipe Wrench	
95-063.....	Hook Jaw
95-064.....	Insert Jaw with Pin
95-065.....	Adjusting Nut
95-066.....	Spring Assembly
For 73-010 Pipe Wrench	
95-071.....	Hook Jaw
95-072.....	Insert Jaw with Pin
95-073.....	Adjusting Nut
95-074.....	Spring Assembly
For 73-012 Pipe Wrench	
95-079.....	Hook Jaw
95-080.....	Insert Jaw with Pin
95-081.....	Adjusting Nut
95-082.....	Spring Assembly
For 73-014 Pipe Wrench	
95-087.....	Hook Jaw
95-080.....	Insert Jaw with Pin
95-089.....	Adjusting Nut
95-090.....	Spring Assembly
For 73-018 Pipe Wrench	
95-095.....	Hook Jaw
95-096.....	Insert Jaw with Pin
95-097.....	Adjusting Nut
95-098.....	Spring Assembly
For 73-024 Pipe Wrench	
95-103.....	Hook Jaw
95-104.....	Insert Jaw with Pin
95-105.....	Adjusting Nut
95-106.....	Spring Assembly
For 73-036 Pipe Wrench	
95-111.....	Hook Jaw
95-112.....	Insert Jaw with Pin
95-113.....	Adjusting Nut
95-114.....	Spring Assembly
For 73-048 Pipe Wrench	
95-119.....	Hook Jaw
95-120.....	Insert Jaw with Pin
95-121.....	Adjusting Nut
95-122.....	Spring Assembly

Chain Tong Parts

Product Number	Description
For 73-205 Chain Tong	
95-152.....	Flat Chain
95-153.....	Pair of Jaws
95-154.....	Bolt and Nut Set
For 73-207 Chain Tong	
95-158.....	Flat Chain
95-159.....	Pair of Jaws
95-160.....	Bolt and Nut Set
For 73-209 Chain Tong	
95-164.....	Flat Chain
95-165.....	Pair of Jaws
95-166.....	Bolt and Nut Set
For 73-211 Chain Tong	
95-170.....	Flat Chain
95-171.....	Pair of Jaws
95-172.....	Bolt and Nut Set
For 73-229 Chain Tong	
95-197.....	Flat Chain
95-198.....	Pair of Jaws
95-199.....	Bolt and Nut Set

Chain Tong Parts

Product Number	Description
For 73-231 Chain Tong	
95-203.....	Flat Chain
95-204.....	Pair of Jaws
95-205.....	Bolt and Nut Set
For 73-233 Chain Tong	
95-209.....	Flat Chain
95-210.....	Pair of Jaws
95-205.....	Bolt and Nut Set
For 73-235 Chain Tong	
95-215.....	Flat Chain
95-216.....	Pair of Jaws
95-217.....	Bolt and Nut Set
For 73-237 Chain Tong	
95-221.....	Flat Chain
95-222.....	Pair of Jaws
95-223.....	Bolt and Nut Set

Chain Wrench Parts

Product Number	Description
For 73-295 Chain Wrench	
95-351.....	Chain with Pin
For 73-299 Chain Wrench	
95-355.....	Chain with Pin

C-Clamp Parts

Product Number	Description
For 78-000 C-Clamp	
95-375.....	Standard Length Screw
For 78-010 C-Clamp	
95-377.....	Standard Length Screw
For 78-015 C-Clamp	
95-379.....	Standard Length Screw
For 78-020 C-Clamp	
95-381.....	Standard Length Screw
For 78-021 C-Clamp	
95-383.....	Full Length Screw
For 78-030 C-Clamp	
95-385.....	Standard Length Screw
For 78-031 C-Clamp	
95-387.....	Full Length Screw
For 78-040 C-Clamp	
95-389.....	Standard Length Screw
For 78-041 C-Clamp	
95-391.....	Full Length Screw
For 78-050 C-Clamp	
95-393.....	Standard Length Screw
For 78-051 C-Clamp	
95-395.....	Full Length Screw
For 78-060 C-Clamp	
95-397.....	Full Length Screw
For 78-061 C-Clamp	
95-399.....	Standard Length Screw
For 78-080 C-Clamp	
95-401.....	Standard Length Screw
For 78-081 C-Clamp	
95-403.....	Full Length Screw

C-Clamp Parts

Product Number	Description
For 78-090 C-Clamp	
95-401.....	Standard Length Screw
For 78-091 C-Clamp	
95-405.....	Full Length Screw
For 78-092 C-Clamp	
95-401.....	Standard Length Screw
For 78-093 C-Clamp	
95-407.....	Full Length Screw
For 78-102 C-Clamp	
95-410.....	Standard Length Screw with Handle
95-411.....	Swivel Pad
For 78-103 C-Clamp	
95-414.....	Standard Length Screw with Handle
95-415.....	Swivel Pad
For 78-104 C-Clamp	
95-418.....	Standard Length Screw with Handle
95-419.....	Swivel Pad
For 78-106 C-Clamp	
95-418.....	Standard Length Screw with Handle
95-419.....	Swivel Pad
For 78-107 C-Clamp	
95-422.....	Full Length Screw with Handle
95-419.....	Swivel Pad
For 78-108 C-Clamp	
95-418.....	Standard Length Screw with Handle
95-419.....	Swivel Pad
For 78-109 C-Clamp	
95-424.....	Full Length Screw with Handle
95-419.....	Swivel Pad
For 78-110 C-Clamp	
95-418.....	Standard Length Screw with Handle
95-419.....	Swivel Pad
For 78-111 C-Clamp	
95-426.....	Full Length Screw with Handle
95-419.....	Swivel Pad
For 78-112 C-Clamp	
95-429.....	Standard Length Screw with Handle
95-430.....	Swivel Pad
For 78-113 C-Clamp	
95-433.....	Full Length Screw with Handle
95-430.....	Swivel Pad
For 78-115 C-Clamp	
95-429.....	Standard Length Screw with Handle
95-430.....	Swivel Pad
For 78-116 C-Clamp	
95-435.....	Full Length Screw with Handle
95-430.....	Swivel Pad
For 78-118 C-Clamp	
95-429.....	Standard Length Screw with Handle
95-430.....	Swivel Pad
For 78-119 C-Clamp	
95-437.....	Full Length Screw with Handle
95-430.....	Swivel Pad

Product Number	Description
For 78-303 C-Clamp	
95-458.....	Standard Length Screw with Handle
95-411.....	Swivel Pad
For 78-304 C-Clamp	
95-461.....	Standard Length Screw with Handle
95-415.....	Swivel Pad
For 78-306 C-Clamp	
95-465.....	Standard Length Screw with Handle
95-415.....	Swivel Pad
For 78-308 C-Clamp	
95-468.....	Standard Length Screw with Handle
95-419.....	Swivel Pad
For 78-333 C-Clamp	
95-508.....	Standard Length Screw with Handle
95-505.....	Swivel Pad
For 78-334 C-Clamp	
95-511.....	Standard Length Screw with Handle
95-512.....	Swivel Pad
For 78-336 C-Clamp	
95-515.....	Standard Length Screw with Handle
95-512.....	Swivel Pad
For 78-338 C-Clamp	
95-518.....	Standard Length Screw with Handle
95-519.....	Swivel Pad
For 78-401, 601 and 631 C-Clamp	
95-450.....	Standard Length Screw with Handle
95-451.....	Swivel Pad
For 78-402, 602 and 632 C-Clamp	
95-454.....	Standard Length Screw with Handle
95-411.....	Swivel Pad
For 78-403, 603 and 633 C-Clamp	
95-458.....	Standard Length Screw with Handle
95-411.....	Swivel Pad
For 78-404, 604 and 634 C-Clamps	
95-461.....	Standard Length Screw with Handle
95-415.....	Swivel Pad
For 78-406, 606 and 636 C-Clamp	
95-465.....	Standard Length Screw with Handle
95-415.....	Swivel Pad
For 78-408, 608 and 638 C-Clamp	
95-468.....	Standard Length Screw with Handle
95-419.....	Swivel Pad
For 78-410, 610 and 640 C-Clamps	
95-468.....	Standard Length Screw with Handle
95-419.....	Swivel Pad
For 78-411 C-Clamp	
95-472.....	Full Length Screw with Handle
95-419.....	Swivel Pad

Product Number	Description
For 78-412 C-Clamp	
95-475.....	Standard Length Screw with Handle
95-419.....	Swivel Pad
For 78-413 C-Clamp	
95-419.....	Full Length Screw with Handle
95-419.....	Swivel Pad
For 78-431 C-Clamp	
95-500.....	Standard Length Screw with Handle
95-501.....	Swivel Pad
For 78-433 C-Clamp	
95-508.....	Full Length Screw with Handle
95-505.....	Swivel Pad
For 78-434 C-Clamp	
95-511.....	Standard Length Screw with Handle
95-512.....	Swivel Pad
For 78-436 C-Clamp	
95-515.....	Standard Length Screw with Handle
95-512.....	Swivel Pad
For 78-438 C-Clamp	
95-518.....	Standard Length Screw with Handle
95-519.....	Swivel Pad
For 78-440 C-Clamp	
95-518.....	Standard Length Screw with Handle
95-519.....	Swivel Pad
For 78-441 C-Clamp	
95-522.....	Full Length Screw with Handle
95-519.....	Swivel Pad
For 78-442 C-Clamp	
95-525.....	Standard Length Screw with Handle
95-519.....	Swivel Pad
For 78-443 C-Clamp	
95-529.....	Full Length Screw with Handle
95-519.....	Swivel Pad

Decimal Equivalent Chart

Decimal Equivalents of Millimeter, Fractional and Number Drill Sizes

1mm = 0.03937 in.
 1 cm = 0.3937 in.
 1 dm = 3.937 in.
 1 m = 39.37 in.
 1 in. = 25.4 mm

1 foot = 0.3048 m
 1 yd. = 0.9144 m
 1 sq. in. = 6.452 sq. cm
 1 sq. ft. = 929 sq. cm
 1 sq. yd. = 0.8361 sq. m

1 sq. cm = 0.155 sq. in.
 1 sq. dm = 15.5 sq. in.
 1 sq. m = 1.196 sq. yd.
 1 oz. = 31.1035 grams

1 lb. = 373.24 grams
 1 qt. = 0.9463 liters (liquid)
 1 gal. = 3.7853 liters (liquid)
 1 liter = 1.0567 liquid qt.

Milli-meter	Dec. Equiv.	Frac-tional	Num-ber	Milli-meter	Dec. Equiv.	Frac-tional	Num-ber	Milli-meter	Dec. Equiv.	Frac-tional	Num-ber	Milli-meter	Dec. Equiv.	Frac-tional	Num-ber	Milli-meter	Dec. Equiv.	Frac-tional	Num-ber
.1	.0039			1.75	.0689		1570		22	6.8	.2677			10.72	.4219	27/64	..
.15	.0059		0700		50	4.0	.1575			6.9	.2716			11.0	.4330		..
.2	.0079			1.8	.0709		1590		212720		I	11.11	.4375	7/16	..
.25	.0098			1.85	.0728		1610		20	7.0	.2756			11.5	.4528		..
.3	.0118		0730		49	4.1	.1614		2770		J	11.51	.4531	29/64	..
....	.0135	80		1.9	.0748			4.2	.1654			7.1	.2795			11.91	.4687	15/32	..
.35	.0138		0760		481660		192811		K	12.0	.4724		..
....	.0145		79	1.95	.0767			4.25	.1673			7.14	.2812	9/32	..	12.30	.4843	31/64	..
.39	.0156	1/64	..	1.98	.0781	5/64	..	4.3	.1693			7.2	.2835			12.5	.4921		..
.4	.0157		0785		471695		18	7.25	.2854			12.7	.5000	1/2	..
....	.0160		78	2.0	.0787			4.37	.1719	11/64	..	7.3	.2874			13.0	.5118		..
.45	.0177			2.05	.0807		1730		172900		L	13.10	.5156	33/64	..
....	.0180		770810		46	4.4	.1732			7.4	.2913			13.49	.5312	17/32	..
.5	.0197		0820		451770		162950		M	13.5	.5315		..
....	.0200		76	2.1	.0827			4.5	.1771			7.5	.2953			13.89	.5469	35/64	..
....	.0210		75	2.15	.0846		1800		15	7.54	.2968	19/64	..	14.0	.5512		..
.55	.0217		0860		44	4.6	.1811			7.6	.2992			14.29	.5625	9/16	..
....	.0225		74	2.2	.0866		1820		143020		N	14.5	.5709		..
....	.0236			2.25	.0885			4.7	.1850		13	7.7	.3031			14.68	.5781	37/64	..
....	.0240		730890		43	4.75	.1870			7.75	.3051			15.0	.5906		..
....	.0250		72	2.3	.0905			4.76	.1875	3/16	..	7.8	.3071			15.08	.5937	19/32	..
.65	.0256			2.35	.0925			4.8	.1890		12	7.9	.3110			15.48	.6094	39/64	..
....	.0260		710935		421910		11	7.94	.3125	5/16	..	15.5	.6102		..
....	.0280		70	2.38	.0937	3/32	..	4.9	.1929			8.0	.3150			15.88	.6250	5/8	..
.7	.0286			2.4	.0945		1935		103160		O	16.0	.6299		..
....	.0292		690960		411960		9	8.1	.3189			16.27	.6406	41/64	..
.75	.0295			2.45	.0964			5.0	.1968			8.2	.3228			16.5	.6496		..
....	.0310		680980		401990		83230		P	16.67	.6562	21/32	..
.79	.0312	1/32	..	2.5	.0984			5.1	.2008			8.25	.3248			17.0	.6693		..
.8	.0315		0995		392010		7	8.3	.3268			17.06	.6719	43/64	..
....	.0320		671015		38	5.16	.2031	13/64	..	8.33	.3281	21/64	..	17.46	.6875	11/16	..
....	.0330		66	2.6	.1024		2040		6	8.4	.3307			17.5	.6890		..
.85	.0335		1040		37	5.2	.2047		3320		Q	17.86	.7031	45/64	..
....	.0350		65	2.7	.1063		2055		5	8.5	.3346			18.0	.7087		..
.9	.0354		1065		36	5.25	.2067			8.6	.3386			18.26	.7187	23/32	..
....	.0360		64	2.75	.1082			5.3	.2086		3390		R	18.5	.7283		..
....	.0370		63	2.78	.1094	7/642090		4	8.7	.3425			18.65	.7344	47/64	..
.95	.0374		1100		35	5.4	.2126			8.73	.3437	11/32	..	19.0	.7480		..
....	.0380		62	2.8	.1102		2130		3	8.75	.3445			19.05	.7500	3/4	..
....	.0390		611110		34	5.5	.2165			8.8	.3465			19.45	.7656	49/64	..
1.0	.0394		1130		33	5.56	.2187	7/323480		S	19.5	.7677		..
....	.0400		60	2.9	.1141			5.6	.2205			8.9	.3504			19.84	.7812	25/32	..
....	.0410		591160		322210		2	9.0	.3543			20.0	.7874		..
1.05	.0413			3.0	.1181			5.7	.2244		3580		T	20.24	.7969	51/64	..
....	.0420		581200		31	5.75	.2263			9.1	.3583			20.5	.8071		..
....	.0430		57	3.1	.1220		2280		1	9.13	.3594	23/64	..	20.64	.8125	13/16	..
1.1	.0433			3.18	.1250	1/8	..	5.8	.2283			9.2	.3622			21.0	.8268		..
1.15	.0452			3.2	.1260			5.9	.2323			9.25	.3641			21.03	.8281	53/64	..
....	.0465		56	3.25	.1279		2340		A	9.3	.3661			21.43	.8437	27/32	..
1.19	.0469	3/641285		30	5.95	.2344	15/643680		U	21.5	.8465		..
1.2	.0472			3.3	.1299			6.0	.2362			9.4	.3701			21.83	.8594	55/64	..
1.25	.0492			3.4	.1338		2380		B	9.5	.3740			22.0	.8661		..
1.3	.0512		1360		29	6.1	.2401			9.53	.3750	3/8	..	22.23	.8750	7/8	..
....	.0520		55	3.5	.1378		2420		C3770		V	22.5	.8858		..
1.35	.0531		1405		28	6.2	.2441			9.6	.3780			22.62	.8906	57/64	..
....	.0550		54	3.57	.1406	9/64	..	6.25	.2460			9.7	.3819			23.0	.9055		..
1.4	.0551			3.6	.1417			6.3	.2480			9.75	.3838			23.02	.9062	29/32	..
1.45	.0570		1440		27	6.35	.2500	1/4		9.8	.3858			23.42	.9219	59/64	..
1.5	.0591			3.7	.1457			6.4	.2520		3860			23.5	.9252		..
....	.0595		531470		26	6.5	.2559			9.9	.3898		W	23.81	.9375	15/16	..
1.55	.0610			3.75	.1476		2570		F	9.92	.3906	25/64	..	24.0	.9449		..
1.59	.0625	1/161495		25	6.6	.2598			10.0	.3937			24.21	.9531	61/64	..
1.6	.0629			3.8	.1496		2610		3970		X	24.5	.9646		..
....	.0635		521520		24	6.7	.2638		4040		Y	24.61	.9687	31/32	..
1.65	.0649			3.9	.1535			6.75	.2656	17/64	..	10.32	.4062	13/32	..	25.0	.9843		..
1.7	.0669		1540		23	6.75	.2657		4130		Z	25.03	.9844	63/64	..
....	.0670		51	3.97	.1562	5/322660		H	10.5	.4134			25.4	1.0000	1	..

Standard Wrench Sizing Charts

NOMINAL OPENING SIZES OF ARMSTRONG WRENCHES OR SOCKETS IN INCHES TO FIT STANDARD BOLT HEADS, NUTS AND SCREW HEADS

WRENCH OR SOCKET SIZE		BOLTS - SCREWS									NUTS						
ACROSS FLATS	DECIMAL EQUIV.	SQUARE AND HEX BOLTS, CAP SCREWS & SQUARE & HEX LAG SCREWS	HEAVY HEX BOLTS & SCREWS	HEX FLANGE SCREWS	TAPPING SCREWS	HEX WASHER HEAD TAPPING SCREWS	HEX HEAD MACHINE SCREWS	HEX WASHER HEAD MACHINE SCREWS	SQUARE HEAD SET SCREWS	SQUARE NUTS & HEAVY SQUARE NUTS	TRACK, HEAVY HEX & SQUARE, FLAT AND JAM NUTS	SQUARE MACHINE SCREW NUT	HEX NUTS & FLAT CSTLE. SLOTTED AND HAM HEX NUT	HEX FLANGE NUTS	TRACK BOLT NUTS	SIZE HEX LOCK NUTS	
1/8	0.1250	-	-	-	#1&2	#2&3	#1&2	#1&2	-	-	-	-	-	-	-	-	
5/32	0.1562	-	-	-	-	-	-	-	-	-	-	#0&1	-	-	-	-	
3/16	0.1875	-	-	-	#3,4,5	#3,4,5	#3,4,5	#3,4,5	#10	-	-	#2&3	-	-	-	-	
1/4	0.2500	-	-	-	#6,7,8	#6,7,8	#6&8	#6&8	1/4	-	-	#4	-	-	-	#4	
9/32	0.2812	#10	-	-	-	-	-	-	-	-	-	-	-	-	-	-	
5/16	0.3125	-	-	-	#10&12	#10&12	#10&12	#10&12	5/16	-	-	#5&6	-	#6	-	#6	
11/32	0.3438	-	-	-	-	-	-	-	-	-	-	#8	-	#8	-	#8	
3/8	0.3750	1/4	-	1/4	1/4	1/4	1/4	1/4	3/8	-	-	#10	-	#10	-	#10	
7/16	0.4375	1/4	-	-	-	-	-	7/16	1/4	-	-	#12&14	1/4	#12&14	-	#12&14	
1/2	0.5000	5/16	-	5/16	5/16	5/16	5/16	5/16	1/2	1/4	1/4	-	5/16	5/16	-	5/16	
9/16	0.5625	3/8	-	3/8	3/8	3/8	3/8	3/8	9/16	5/16	5/16	5/16	3/8	3/8	-	3/8	
5/8	0.6250	7/16	-	7/16	-	-	-	-	5/8	3/8	-	3/8	-	-	-	-	
11/16	0.6875	-	-	-	-	-	-	-	-	3/8	3/8	-	7/16	7/16	-	7/16	
3/4	0.7500	1/2	-	1/2	-	-	-	-	3/4	7/16	7/16	-	1/2	1/2	-	1/2	
13/16	0.8125	9/16	-	9/16	-	-	-	-	-	1/2	-	-	-	-	-	-	
7/8	0.8750	-	1/2	-	-	-	-	-	7/8	1/2	1/2	-	9/16	9/16	-	9/16	
15/16	0.9375	3/8	-	5/8	-	-	-	-	-	-	9/16	-	5/8	5/8	-	5/8	
1	1.0000	-	-	-	-	-	-	-	1	5/8	-	-	-	-	-	-	
1 1/16	1.0625	-	5/8	-	-	-	-	-	-	5/8	5/8	-	-	-	-	-	
1 1/8	1.1250	3/4	-	3/4	-	-	-	-	1 1/8	3/4	-	-	3/4	3/4	-	3/4	
1 1/4	1.2500	-	3/4	-	-	-	-	-	1 1/4	3/4	3/4	-	-	-	3/4&13/16	-	
1 5/16	1.3125	7/8	-	-	-	-	-	-	-	7/8	-	-	7/8	-	-	7/8	
1 3/8	1.3750	-	-	-	-	-	-	-	1 3/8	-	-	-	-	-	-	-	
1 7/16	1.4375	-	7/8	-	-	-	-	-	-	7/8	7/8	-	-	-	7/8	-	
1 1/2	1.5000	1	-	-	-	-	-	-	1 1/2	1	-	-	1	-	15/16&1	1	
1 5/8	1.6250	-	1	-	-	-	-	-	-	1	1	-	-	-	1&1 1/16	-	
1 11/16	1.6875	1 1/8	-	-	-	-	-	-	-	1 1/8	-	-	1 1/2	-	1 1/8	1 1/8	
1 13/16	1.8125	-	1 1/8	-	-	-	-	-	-	1 1/8	1 1/8	-	-	-	1 1/8	-	
1 7/8	1.8750	1 1/4	-	-	-	-	-	-	-	1 1/4	-	-	1 1/4	-	-	1 1/4	
2	2.0000	-	1 1/4	-	-	-	-	-	-	1 1/4	1 1/4	-	-	-	-	-	
2 1/16	2.0625	1 3/8	-	-	-	-	-	-	-	1 3/8	-	-	1 3/8	-	-	1 3/8	
2 3/16	2.1875	-	1 3/8	-	-	-	-	-	-	1 3/8	1 3/8	-	-	-	-	-	
2 1/4	2.2500	1 1/2	-	-	-	-	-	-	-	1 1/2	-	-	1 1/2	-	-	1 1/2	
2 3/8	2.3750	-	1 1/2	-	-	-	-	-	-	1 1/2	1 1/2	-	-	-	-	-	
2 7/16	2.4375	1 5/8	-	-	-	-	-	-	-	-	-	-	-	-	-	-	
2 9/16	2.5625	-	1 5/8	-	-	-	-	-	-	-	1 5/8	-	-	-	-	-	
2 5/8	2.6250	1 3/4	-	-	-	-	-	-	-	-	-	-	-	-	-	-	
2 3/4	2.7500	-	1 3/4	-	-	-	-	-	-	-	1 3/4	-	-	-	-	-	
2 13/16	2.1825	1 7/8	-	-	-	-	-	-	-	-	-	-	-	-	-	-	
2 15/16	2.9375	-	1 7/8	-	-	-	-	-	-	-	1 7/8	-	-	-	-	-	
3	3.0000	2	-	-	-	-	-	-	-	-	-	-	-	-	-	-	
3 1/8	3.1250	-	2	-	-	-	-	-	-	-	2	-	-	-	-	-	
3 3/8	3.3750	2 1/4	-	-	-	-	-	-	-	-	-	-	-	-	-	-	
3 1/2	3.5000	-	2 1/4	-	-	-	-	-	-	-	2 1/4	-	-	-	-	-	
3 3/4	3.7500	2 1/2	-	-	-	-	-	-	-	-	-	-	-	-	-	-	
3 7/8	3.8750	-	2 1/2	-	-	-	-	-	-	-	2 1/2	-	-	-	-	-	
4 1/8	4.1250	2 3/4	-	-	-	-	-	-	-	-	-	-	-	-	-	-	
4 1/4	4.2500	-	2 3/4	-	-	-	-	-	-	-	2 3/4	-	-	-	-	-	
4 1/2	4.5000	3	-	-	-	-	-	-	-	-	-	-	-	-	-	-	
4 5/8	4.6250	-	3	-	-	-	-	-	-	-	3	-	-	-	-	-	
4 7/8	4.8750	3 1/4	-	-	-	-	-	-	-	-	-	-	-	-	-	-	
5	5.0000	-	3 1/4	-	-	-	-	-	-	-	3 1/4	-	-	-	-	-	
5 1/4	5.2500	3 1/2	-	-	-	-	-	-	-	-	3 1/2	-	-	-	-	-	
5 3/8	5.3750	-	3 1/2	-	-	-	-	-	-	-	3 1/2	-	-	-	-	-	
5 5/8	5.6250	3 3/4	-	-	-	-	-	-	-	-	3 3/4	-	-	-	-	-	
5 3/4	5.7500	-	3 3/4	-	-	-	-	-	-	-	3 3/4	-	-	-	-	-	
6	6.0000	4	-	-	-	-	-	-	-	-	4	-	-	-	-	-	
6 1/8	6.1250	-	4	-	-	-	-	-	-	-	4	-	-	-	-	-	
6 1/2	6.5000	-	4 1/4	-	-	-	-	-	-	-	-	-	-	-	-	-	
6 7/8	6.8750	-	4 1/2	-	-	-	-	-	-	-	-	-	-	-	-	-	
7 1/4	7.2500	-	4 3/4	-	-	-	-	-	-	-	-	-	-	-	-	-	
7 5/8	7.6250	-	5	-	-	-	-	-	-	-	-	-	-	-	-	-	
8	8.0000	-	5 1/4	-	-	-	-	-	-	-	-	-	-	-	-	-	
8 3/8	8.3750	-	5 1/2	-	-	-	-	-	-	-	-	-	-	-	-	-	
8 3/4	8.7500	-	5 3/4	-	-	-	-	-	-	-	-	-	-	-	-	-	
9 1/8	9.1250	-	6	-	-	-	-	-	-	-	-	-	-	-	-	-	

Wrench Sizing Charts

Metric Wrench Sizing Chart

Nominal opening sizes of Armstrong wrenches or sockets in millimeters to fit standard bolt heads, nuts and screw heads. Locate thread diameter of bolt, nut or screw in extreme left or right column. Then move across to box which has proper

identification of bolt, nut or screw at top of vertical column. The size listed is the nominal opening size in millimeters of the Armstrong wrenches and sockets that will fit. American Standards Association — ASA B18.2

WRENCH OR SOCKET SIZE ACROSS FLATS	BOLTS			NUTS				WRENCH OR SOCKET SIZE ACROSS FLATS
	HEX BOLTS	HEAVY HEX BOLTS	HEAVY HEX STRUCTURAL BOLTS	HEX NUTS STYLE 1	HEX NUTS STYLE 2	SLOTTED AND HAM HEX NUTS	HEAVY HEX NUTS	
Use wrench or socket size shown below				Use wrench or socket size shown below				
3.20	—	—	—	M1.6 x 0.35	—	—	—	3.20
4.00	—	—	—	M2 x 0/4	—	—	—	4.00
5.00	—	—	—	M2.5 x 0.45	—	—	—	5.00
5.50	—	—	—	M3 x 0.5	M3 X 0.5	—	—	5.50
6.00	—	—	—	M3.5 x 0.6	M3.5 x 0.6	—	—	6.00
7.00	—	—	—	M4 x 0.7	M4 x 0.7	—	—	7.00
8.00	M5 x 0.8	—	—	M5 x 0.8	M5 x 0.8	M5 x 0.8	—	8.00
10.00	M6 x 1	—	—	M6 x 1	M6 x 1	M6 x 1	—	10.00
13.00	M8 x 1.25	—	—	M8 x 1.25	M8 x 1.25	M8 x 1.25	—	13.00
15.00	M10 x 1.5	—	—	M10 x 1.5	M10 x 1.5	M10 x 1.5	—	1500
16.00	M10 x 1.5	—	—	M10 x 1.5	M10 x 1.5	M10 x 1.5	—	1600
18.00	M12 x 1.75	—	—	M12 x 1.75	M12 x 1.75	M12 x 1.75	—	1800
21.00	M14 x 2	M12 x 1.75	—	M14 x 2	M14 x 2	M14 x 2	M12 x 1.75	21.00
24.00	M16 x 2	M14 x 2	—	M16 x 2	M16 x 2	M16 x 2	M14 x 2	24.00
27.00	—	M16 x 2	M16 x 2	—	—	—	M16 x 2	27.00
30.00	M20 x 2.5	—	—	M20 x 2.5	M20 x 2.5	M20 x 2.5	—	30.00
34.00	—	M20 x 2.5	M20 x 2.5	—	—	—	M20 x 2.5	34.00
36.00	M24 x 3	—	M22 x 2.5	M24 x 3	M24 x 3	M24 x 3	M22 x 2.5	36.00
41.00	—	M24 x 3	M24 x 3	—	—	—	M24 x 3	41.00
46.00	M30 x 3.5	—	M27 x 3	M30 x 3.5	M30 x 3.5	M30 x 3.5	M27 x 3	46.00
50.00	—	M30 x 3.5	M30 x 3.5	—	—	—	M30 x 3.5	50.00
55.00	M36 x 4	—	—	M36 x 4	M36 x 4	M36 x 4	—	55.00
60.00	—	M36 x 4	M36 x 4	—	M36 x 4	60.00	—	—
65.00	M42 x 4.5	—	—	—	—	—	—	65.00
70.00	—	—	—	—	—	—	M42 x 4.5	70.00
75.00	M48 x 5	—	—	—	—	—	—	75.00
80.00	—	—	—	—	—	—	M48 x 5	80.00
85.00	M56 x 5.5	—	—	—	—	—	—	85.00
90.00	—	—	—	—	—	—	M56 x 5.5	90.00
95.00	M64 x 6	—	—	—	—	—	-	95.00
100.00	—	—	—	—	—	—	M64 x 6	100.00
105.00	M72 x 6	—	—	—	—	—	-	105.00
110.00	—	—	—	—	—	—	M72 x 6	110.00
115.00	M80 x 6	—	—	—	—	—	-	115.00
120.00	—	—	—	—	—	—	M80 x 6	120.00
130.00	M90 x 6	—	—	—	—	—	-	130.00
135.00	—	—	—	—	—	—	M90 x 6	135.00
145.00	M100 x 6	—	—	—	—	—	-	145.00
150.00	-	—	—	—	—	—	M100 x 6	150.00

Conversion from Millimeters to Inches

mm	inch	mm	inch	mm	inch
1	0.039 370 08	36	1.417 322 8	71	2.795 275 6
2	0.078 740 16	37	1.456 692 9	72	2.834 645 7
3	0.118 110 24	38	1.496 063 0	73	2.874 015 7
4	0.157 480 31	39	1.535 433 1	74	2.913 385 8
5	0.196 850 39	40	1.574 803 1	75	2.952 755 9
6	0.236 220 47	41	1.614 173 2	76	2.992 126 0
7	0.275 590 55	42	1.653 543 3	77	3.031 496 1
8	0.314 960 63	43	1.692 913 4	78	3.070 866 1
9	0.354 330 71	44	1.732 283 5	79	3.110 236 2
10	0.393 700 8	45	1.771 653 5	80	3.149 606 3
11	0.433 070 9	46	1.811 023 6	81	3.188 976 4
12	0.472 440 9	47	1.850 393 7	82	3.228 346 5
13	0.511 811 0	48	1.889 763 8	83	3.267 716 5
14	0.551 181 1	49	1.929 133 9	84	3.307 086 6
15	0.590 551 2	50	1.968 503 9	85	3.346 456 7
16	0.629 921 3	51	2.007 874 0	86	3.385 826 8
17	0.669 291 3	52	2.047 244 1	87	3.425 196 8
18	0.708 661 4	53	2.086 614 2	88	3.464 566 9
19	0.748 031 5	54	2.125 984 2	89	3.503 937 0
20	0.787 401 6	55	2.165 354 3	90	3.543 307 1
21	0.826 771 7	56	2.204 724 4	91	3.582 677 2
22	0.866 141 7	57	2.244 094 5	92	3.622 047 2
23	0.905 511 8	58	2.283 464 6	93	3.661 417 3
24	0.944 881 9	59	2.322 834 6	94	3.700 787 4
25	0.984 252 0	60	2.362 204 7	95	3.740 157 5
26	1.023 622 0	61	2.401 574 8	96	3.779 527 6
27	1.062 992 1	62	2.440 944 9	97	3.818 897 6
28	1.102 362 2	63	2.480 315 0	98	3.858 267 7
29	1.141 732 3	64	2.519 685 0	99	3.897 637 8
30	1.181 102 4	65	2.559 055 1	100	3.937 008
31	1.220 472 4	66	2.598 425 2		
32	1.259 842 5	67	2.637 795 3		
33	1.299 212 6	68	2.677 165 4		
34	1.338 582 7	69	2.716 535 4		
35	1.377 952 8	70	2.755 905 5		

NOTE: The table values for inches are rounded off.

mm ÷ 25.4 = inch

Conversion from Decimal Inches to Millimeters

inch	mm	inch	mm	inch	mm
1	25.4	36	914.4	71	1803.4
2	50.8	37	939.8	72	1828.8
3	76.2	38	965.2	73	1854.2
4	101.6	39	990.6	74	1879.6
5	127.0	40	1016.0	75	1905.0
6	152.4	41	1041.4	76	1930.4
7	177.8	42	1066.8	77	1955.8
8	203.2	43	1092.2	78	1981.2
9	228.6	44	1117.6	79	2006.6
10	254.0	45	1143.0	80	2032.0
11	279.4	46	1168.4	81	2057.4
12	304.8	47	1193.8	82	2082.8
13	330.2	48	1219.2	83	2108.2
14	355.6	49	1244.6	84	2133.6
15	381.0	50	1270.0	85	2159.0
16	406.4	51	1295.4	86	2184.4
17	431.8	52	1320.8	87	2209.8
18	457.2	53	1346.2	88	2235.2
19	482.6	54	1371.6	89	2260.6
20	508.0	55	1397.0	90	2286.0
21	533.4	56	1422.4	91	2311.4
22	558.8	57	1447.8	92	2336.8
23	584.2	58	1473.2	93	2362.2
24	609.6	59	1498.6	94	2387.6
25	635.0	60	1524.0	95	2413.0
26	660.4	61	1549.4	96	2438.4
27	685.8	62	1574.8	97	2463.8
28	711.2	63	1600.2	98	2489.2
29	736.6	64	1625.6	99	2514.6
30	762.0	65	1651.0	100	2540.0
31	787.4	66	1676.4		
32	812.8	67	1701.8		
33	838.2	68	1727.2		
34	863.6	69	1752.6		
35	889.0	70	1778.0		

NOTE: All table values are exact.

inch x 25.4 = mm

Conversion from Fractional Inches to Millimeters

inch	mm	inch	mm
1/64	0.015 625	33/64	0.515 625
1/32	0.031 250	17/32	0.531 250
3/64	0.046 875	35/64	0.546 875
1/16	0.062 500	9/16	0.562 500
5/64	0.078 125	37/64	0.578 125
3/32	0.093 750	19/32	0.593 750
7/64	0.109 375	39/64	0.609 375
1/8	0.125 000	5/8	0.625 000
9/64	0.140 625	41/64	0.640 625
5/32	0.156 250	21/32	0.656 250
11/64	0.171 875	43/64	0.671 875
3/16	0.187 500	11/16	0.687 500
13/64	0.203 125	45/64	0.703 125
7/32	0.218 750	23/32	0.718 750
15/64	0.234 375	47/64	0.734 375
1/4	0.250 000	3/4	0.750 000
17/64	0.265 625	49/64	0.765 625
9/32	0.281 250	25/32	0.781 250
19/64	0.296 875	51/64	0.796 875
5/16	0.312 500	13/16	0.812 500
21/64	0.328 125	53/64	0.828 125
11/32	0.343 750	27/32	0.843 750
23/64	0.359 375	55/64	0.859 375
3/8	0.375 000	7/8	0.875 000
25/64	0.390 625	57/64	0.890 625
13/32	0.406 250	29/32	0.906 250
27/64	0.421 875	59/64	0.921 875
7/16	0.437 500	15/16	0.937 500
29/64	0.453 125	61/64	0.953 125
15/32	0.468 750	31/32	0.968 750
31/64	0.484 375	63/64	0.984 375
1/2	0.500 000	1	1.000 000

NOTE: All table values are exact.

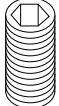


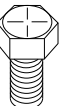



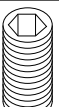


Conversion from Ft.-Lbs. to Meter-Kilograms

Ft. Lbs.	0	1	2	3	4	5	6	7	8	9
	Mkgs	Mkgs	Mkgs	Mkgs	Mkgs	Mkgs	Mkgs	Mkgs	Mkgs	Mkgs
0	0	.14	.28	.42	.55	.69	.83	.97	1.11	1.25
10	1.38	1.52	1.66	1.80	1.94	2.07	2.21	2.35	2.49	2.63
20	2.77	2.90	3.04	3.18	3.32	3.46	3.60	3.73	3.87	4.01
30	4.15	4.29	4.43	4.56	4.70	4.84	4.98	5.12	5.26	5.39
40	5.53	5.67	5.81	5.95	6.09	6.22	6.36	6.50	6.64	6.78
50	6.92	7.05	7.19	7.33	7.47	7.61	7.75	7.88	8.02	8.16
60	8.30	8.44	8.57	8.71	8.85	8.99	9.13	9.27	9.40	9.54
70	9.68	9.82	9.96	10.09	10.23	10.37	10.51	10.65	10.79	10.92
80	11.01	11.20	11.34	11.48	11.62	11.75	11.89	12.03	12.17	12.31
90	12.45	12.59	12.73	12.86	13.00	13.14	13.28	13.42	13.55	13.69
100	13.83	13.97	14.11	14.25	14.38	14.52	14.66	14.80	14.94	15.08
110	15.21	15.35	15.49	15.63	15.76	15.90	16.04	16.18	16.32	16.46

NOTE: The chart above can be used to convert foot-pounds to meter-kilograms. Down the left side the foot-pound column increases from 0 to 110 ft.-lbs. in increments of 10 ft.-lbs. For additional ft.-lbs. increments use the top row of numbers. For example, if you want to know the conversion of 55 ft.-lbs., locate the number 50 in the left column and the number 5 in the top row. You then read across and down to find the conversion of 7.61 mkgs.

Ft.-Lbs. x .1383 = Meter-Kilograms

Standard Torque Value Chart

Fastener	Type	Min. Tensile Strength	Material	Body Size or Outside Diameter of Fastener																															
				2	3	4	5	6	8	10	<	>	1/8	1/4	3/8	1/2	5/8	3/4	1	1 1/8	1 1/4	1 3/4	2	2 1/2	3	3 1/2	4	4 1/2	5	6					
	SAE 0-1-2	74,000 PSI	Alloy Steel										6	12	20	32	47	69	96	155	206	310	480	675	900	1100	1470	1900	2360	2750	3450	4400	7350	9500	
	SAE 3	100,000 PSI	Medium Carbon Steel										9	17	30	47	69	103	145	234	372	551	872	1211	1624	1943	2660	3463	4695	5427	7226	8049	13450	17548	
	SAE 5	120,000 PSI	Medium Carbon Heat Treat Steel										10	19	33	54	78	114	154	257	382	587	794	1105	1500	1775	2425	3150	4200	4550	6550	7175	13000	16000	
	SAE 6	133,000 PSI	Medium Carbon Steel Quenched Tempered										12.5	24	43	69	106	150	209	350	550	825	1304	1815	2424	2913	3985	5189	6980	7491	10825	14983	20151	26286	
	SAE 7	133,000 PSI	Medium Carbon Alloy Steel										13	25	44	71	110	154	215	360	570	840	1325	1825	2500	3000	4000	5300	7000	7500	11000	15500	21000	27000	
	SAE 8	150,000 PSI	Medium Carbon Alloy Steel										14	29	47	78	119	169	230	380	600	900	1430	1975	2650	3200	4400	5650	7600	8200	12000	17000	23000	29000	
	Socket Head Cap Screw	160,000 PSI	Alloy Steel	TORQUE VALUES: All figures are foot-pounds except those marked with an asterisk (*), those indicate inch-pounds.									16	33	54	84	125	180	250	400	640	970	1520	2130	2850	3450	4700	6100	8200	8800	13000	18000	24000	31000	
	Socket Set Screw	212,000 PSI	Alloy Steel				9*	16*	30*	70*	140*	18	29	43	63	100	146																		
	Machine Screw Yellow Brass	60,000 PSI	Copper (CU) 63% Zinc (ZN) 37%	2*	3.3*	4.4*	6.4*	8*	16*	20*	65*	110*	17	27	37	49	78	104	160	215	325	400				595									
	Silicone Bronze Type "B"	70,000 PSI	Copper (CU) 96% Zinc (ZN) 2% Silicon (SI) 2%	2.3*	3.7*	4.9*	7.2*	10*	19*	22*	70*	125*	20	30	41	53	88	117	180	250	365	450				655									

STUDS

Use SAE 2, 5 or 8 values when grade is known, with a nut of sufficient strength.



There is no difference in the above chart between the torque figures for fine or coarse threads. The torque figures for a finely-threaded fastener as compared to a coarsely-threaded fastener of the same diameter may be slightly higher but not significant enough to note.

Courtesy of Petersen Publishing Company

SAFETY NOTICE

THERE ARE MANY VARYING FACTORS WHICH AFFECT TORQUE. THE FIGURES IN THIS CHART ARE SAFE FIGURES FOR STANDARD TORQUE APPLICATIONS ONLY.

Standard Torque Value Chart

Torque Conversion Charts

NOTE: A meter kilogram is equal to a meter kilopond. (1m kg = 1m kp)

From in lb to in oz										
	0	1	2	3	4	5	6	7	8	9
in lb	in oz	in oz	in oz	in oz	in oz	in oz	in oz	in oz	in oz	in oz
0	0	16	32	48	64	80	96	112	128	144
10	160	176	192	208	224	240	256	272	288	304
20	320	336	352	368	384	400	416	432	448	464
30	480	496	512	528	544	560	576	592	608	624
40	640	656	672	688	704	720	736	752	768	784
50	800	816	832	848	864	880	896	912	928	944
60	960	976	992	1008	1024	1040	1056	1072	1088	1104
70	1120	1236	1152	1168	1184	1200	1216	1232	1248	1264
80	1280	1296	1312	1328	1344	1360	1376	1392	1408	1424
90	1440	1456	1472	1488	1504	1520	1536	1552	1568	1584
100	1600									

in lb X 16 = in oz

From in oz to in lb										
	0	1	2	3	4	5	6	7	8	9
in oz	in lb	in lb	in lb	in lb	in lb	in lb	in lb	in lb	in lb	in lb
0	0	.063	.125	.188	.250	.313	.375	.438	.500	.563
10	.625	.688	.750	.813	.875	.938	1.000	1.063	1.125	1.188
20	1.250	1.313	1.375	1.438	1.500	1.563	1.625	1.688	1.750	1.813
30	1.875	1.938	2.000	2.063	2.125	2.188	2.250	2.313	2.375	2.438
40	2.500	2.563	2.625	2.688	2.750	2.813	2.875	2.938	3.000	3.063
50	3.125	3.188	3.250	3.313	3.375	3.438	3.500	3.563	3.625	3.688
60	3.750	3.813	3.875	3.938	4.000	4.063	4.125	4.188	4.250	4.313
70	4.375	4.438	4.500	4.563	4.625	4.688	4.750	4.813	4.875	4.938
80	5.000	5.063	5.125	5.188	5.250	5.313	5.375	5.438	5.500	5.563
90	5.625	5.688	5.750	5.813	5.875	5.938	6.000	6.063	6.125	6.188
100	6.250									

in oz ÷ 16 = in lb

From ft lb to in lb										
	0	1	2	3	4	5	6	7	8	9
ft lb	in lb	in lb	in lb	in lb	in lb	in lb	in lb	in lb	in lb	in lb
0	0	12	24	36	48	60	72	84	96	108
10	120	132	144	156	168	180	192	204	216	228
20	240	252	264	276	288	300	312	324	336	348
30	360	372	384	396	408	420	432	444	456	468
40	480	492	504	516	528	540	552	564	576	588
50	600	612	624	636	648	660	672	684	696	708
60	720	732	744	756	768	780	792	804	816	828
70	840	852	864	876	888	900	912	924	936	948
80	960	972	984	996	1008	1020	1032	1044	1056	1068
90	1080	1092	1104	1116	1128	1140	1152	1164	1176	1188
100	1200									

ft lb X 12 = in lb

From in lb to ft lb										
	0	1	2	3	4	5	6	7	8	9
in lb	ft lb	ft lb	ft lb	ft lb	ft lb	ft lb	ft lb	ft lb	ft lb	ft lb
0	0	.083	.167	.250	.333	.417	.500	.583	.667	.750
10	.833	.917	1.000	1.083	1.167	1.250	1.333	1.417	1.500	1.583
20	1.667	1.750	1.833	1.917	2.000	2.083	2.167	2.250	2.333	2.417
30	2.500	2.583	2.667	2.750	2.833	2.917	3.000	3.083	3.167	3.250
40	3.333	3.417	3.500	3.583	3.667	3.750	3.833	3.917	4.000	4.083
50	4.167	4.250	4.333	4.417	4.500	4.583	4.667	4.750	4.833	4.917
60	5.000	5.083	5.167	5.250	5.333	5.417	5.500	5.583	5.667	5.750
70	5.833	5.917	6.000	6.083	6.167	6.250	6.333	6.417	6.500	6.583
80	6.667	6.750	6.833	6.917	7.000	7.083	7.167	7.250	7.333	7.417
90	7.500	7.583	7.667	7.750	7.833	7.917	8.000	8.083	8.167	8.250
100	8.333									

in lb ÷ 12 = ft lb

From in lb to cm kg										
	0	1	2	3	4	5	6	7	8	9
in lb	cm kg	cm kg	cm kg	cm kg	cm kg	cm kg	cm kg	cm kg	cm kg	cm kg
0	0	1.152	2.304	3.456	4.608	5.760	6.912	8.064	9.217	10.36
10	11.52	12.67	13.83	14.97	16.13	17.28	18.43	19.59	20.74	21.89
20	23.04	24.19	25.35	26.49	27.65	28.80	29.96	31.07	32.26	33.41
30	34.56	35.71	36.87	38.02	39.17	40.32	41.47	42.62	43.77	44.93
40	46.09	47.23	48.39	49.54	50.69	51.85	52.99	54.14	55.29	56.45
50	57.61	58.75	59.90	61.06	62.21	63.37	64.51	65.66	66.81	67.96
60	69.13	70.27	71.42	72.57	73.73	74.89	76.03	77.18	78.33	79.49
70	80.65	81.79	82.94	84.05	85.21	86.41	87.58	88.75	89.91	91.00
80	92.17	93.32	94.49	95.66	96.83	97.93	99.08	100.2	101.4	102.6
90	103.7	104.9	106.1	107.2	108.3	109.5	110.7	111.8	112.9	114.1
100	115.2									

in lb X 1.152 = cm kg

From cm kg to in lb										
	0	1	2	3	4	5	6	7	8	9
cm kg	in lb	in lb	in lb	in lb	in lb	in lb	in lb	in lb	in lb	in lb
0	0	.868	1.735	2.603	3.471	4.339	5.206	6.074	6.942	7.809
10	8.677	9.545	10.412	11.280	12.148	13.016	13.883	14.751	15.619	16.486
20	17.354	18.222	19.089	19.957	20.825	21.693	22.560	23.428	24.296	25.163
30	26.031	26.899	27.766	28.634	29.502	30.370	31.237	32.105	32.973	33.840
40	34.708	35.576	36.443	37.311	38.179	39.047	39.914	40.782	41.650	42.517
50	43.385	44.253	45.120	45.988	46.856	47.724	48.591	49.459	50.327	51.194
60	52.062	52.930	53.797	54.665	55.533	56.401	57.268	58.136	59.004	59.871
70	60.739	61.607	62.474	63.342	64.210	65.078	65.945	66.813	67.681	68.548
80	69.416	70.284	71.151	72.019	72.887	73.754	74.622	75.490	76.358	77.225
90	78.093	78.961	79.828	80.670	81.564	82.432	83.299	84.167	85.035	85.902
100	86.770									

cm kg X .8677 = in lb

From ft lb to m kg										
	0	1	2	3	4	5	6	7	8	9
ft lb	m kg	m kg	m kg	m kg	m kg	m kg	m kg	m kg	m kg	m kg
0	0	.138	.276	.415	.553	.691	.830	.968	1.106	1.245
10	1.383	1.521	1.660	1.798	1.936	2.074	2.212	2.351	2.489	2.628
20	2.766	2.904	3.043	3.181	3.319	3.457	3.596	3.734	3.872	4.011
30	4.149	4.287	4.426	4.564	4.702	4.840	4.979	5.117	5.255	5.394
40	5.532	5.670	5.809	5.947	6.085	6.223	6.362	6.500	6.638	6.777
50	6.915	7.053	7.191	7.330	7.468	7.606	7.745	7.883	8.021	8.159
60	8.298	8.436	8.574	8.713	8.851	8.989	9.128	9.266	9.404	9.543
70	9.681	9.819	9.957	10.09	10.23	10.37	10.51	10.65	10.79	10.92
80	11.06	11.20	11.34	11.48	11.62	11.75	11.89	12.03	12.17	12.31
90	12.45	12.59	12.73	12.86	13.00	13.14	13.28	13.42	13.55	13.69
100	13.83									

ft lb X .1383 = m kg

From m kg to ft lb										
	0	1	2	3	4	5	6	7	8	9
m kg	ft lb	ft lb	ft lb	ft lb	ft lb	ft lb	ft lb	ft lb	ft lb	ft lb
0	0	7.23	14.47	21.70	28.93	36.17	43.40	50.63	57.86	65.10
10	72.4	79.6	86.8	94.0	101.3	108.5	115.7	123.0	130.2	137.4
20	144.7	151.9	159.1	166.4	173.6	180.8	188.1	195.3	202.5	209.8
30	217.0	224.2	231.5	238.7	245.9	253.2	260.4	267.6	274.9	282.1
40	289.3	296.6	303.9	311.0	318.3	325.5	332.7	340.0	347.2	354.4
50	361.7	368.9	376.1	383.3	390.6	397.8	405.0	412.3	419.5	426.7
60	434.0	441.2	448.4	455.7	462.9	470.1	477.4	484.6	491.8	499.1
70	506.3	513.5	520.8	528.0	535.2	542.5	549.7	556.9	564.2	571.4
80	578.6	585.9	593.1	600.3	607.6	614.8	622.0	629.3	636.5	643.7
90	651.0	658.2	665.4	672.7	679.9	687.1	694.4	701.6	708.8	716.1
100	723.3									

m kg X 7.233 = ft lb


Merchandising Like You've Never Seen It Before . . .

Introducing the Armstrong Industrial Hand Tools Display Board Program—the most innovative and dynamic hand tool display system in the industry. Designed to enhance the awareness of Armstrong Hand Tools, this one-of-a-kind program will improve tool control and inventory turns while providing flexibility for customizing your own board.

All boards utilize a universal “chassis” that is 23” x 29” and has 1/2” on center pin holes. Our tool board system allows you to stack or position boards side-by-side to create a display with impact. Plan-o-grammed overlays, featuring new graphics to include the Armstrong “strong arm” icon, make setup simple and provide the opportunity to update boards regularly at a minimum cost.

95-900 *


Universal Merchandiser

95-915


1/4" Drive Sockets and Drive Tools

95-920


3/8" Drive Sockets and Drive Tools

95-921


1/4" & 3/8" Dr Industrial Finish Sockets and Tools

95-925


1/2" Drive Industrial Finish Sockets and Tools


95-926


1/2" Drive Sockets

95-927


1/2" Drive Tools

95-928



3/8" and 1/2" Drive Metric Sockets

95-929



3/4" Drive Sockets and Drive Tools

95-930



Combination Wrenches

95-931



Adjustable Wrenches

95-932



Metric Combination Wrenches

95-934 *



Open End Wrenches

95-935*



Specialty Wrenches

95-936 *



Industrial Finish
Combination Wrenches

95-937 *



Pipe Wrenches

* Board includes generic overlay, not preprinted.

95-938



Torque Wrenches

95-940




Soft Face Hammers and Tips

95-941 *



Hammers

95-945



Punches and Chisels

95-950



C-Clamps

95-955



Plain Handle Screwdrivers

95-956 *



Cushion Grip Screwdrivers,
Nut Drivers

95-960



Cushion Grip Pliers

* Board includes generic overlay, not preprinted.

95-915

1/4" Drive Sockets & Drive Tools

Product	Description	Qty
10-004	1/8" 6PT STD SKT	1
10-005	5/32" 6PT STD SKT	1
10-006	3/16" 6PT STD SKT	1
10-007	7/32" 6PT STD SKT	1
10-008	1/4" 6PT STD SKT	1
10-009	9/32" 6PT STD SKT	1
10-010	5/16" 6PT STD SKT	1
10-011	11/32" 6PT STD SKT	1
10-012	3/8" 6PT STD SKT	1
10-014	7/16" 6PT STD SKT	1
10-016	1/2" 6PT STD SKT	1
10-018	9/16" 6PT STD SKT	1
10-106	3/16" 12PT STD SKT	1
10-107	7/32" 12PT STD SKT	1
10-108	1/4" 12PT STD SKT	1
10-109	9/32" 12PT STD SKT	1
10-110	5/16" 12PT STD SKT	1
10-111	11/32" 12PT STD SKT	1
10-112	3/8" 12PT STD SKT	1
10-114	7/16" 12PT STD SKT	1
10-116	1/2" 12PT STD SKT	1
10-118	9/16" 12PT STD SKT	1
10-204	1/8" 6PT DEEP SKT	1
10-205	5/32" 6PT DEEP SKT	1
10-206	3/16" 6PT DEEP SKT	1
10-207	7/32" 6PT DEEP SKT	1
10-208	1/4" 6PT DEEP SKT	1
10-209	9/32" 6PT DEEP SKT	1
10-210	5/16" 6PT DEEP SKT	1
10-211	11/32" 6PT DEEP SKT	1
10-212	3/8" 6PT DEEP SKT	1
10-214	7/16" 6PT DEEP SKT	1
10-216	1/2" 6PT DEEP SKT	1
10-218	9/16" 6PT DEEP SKT	1
10-306	3/16" 12PT DEEP SKT	1
10-307	7/32" 12PT DEEP SKT	1
10-308	1/4" 12PT DEEP SKT	1
10-309	9/32" 12PT DEEP SKT	1
10-310	5/16" 12PT DEEP SKT	1
10-311	11/32" 12PT DEEP SKT	1
10-312	3/8" 12PT DEEP SKT	1
10-314	7/16" 12PT DEEP SKT	1
10-316	1/2" 12PT DEEP SKT	1
10-318	9/16" 12PT DEEP SKT	1
10-703	050° STD HEXDRVR SKT	1
10-704	1/16" STD HEXDRVR SKT	1
10-705	5/64" STD HEXDRVR SKT	1
10-706	3/32" STD HEXDRVR SKT	1
10-707	7/64" STD HEXDRVR SKT	1
10-708	1/8" STD HEXDRVR SKT	1
10-709	9/64" STD HEXDRVR SKT	1
10-710	5/32" STD HEXDRVR SKT	1
10-711	3/16" STD HEXDRVR SKT	1
10-712	7/32" STD HEXDRVR SKT	1
10-713	1/4" STD HEXDRVR SKT	1
10-714	5/16" STD HEXDRVR SKT	1
10-801	1/4" SCREWDRVR SKT	1
10-802	3/16" SCREWDRVR SKT	1
10-821	#1 TIP SCREWDRVR BIT	1
10-822	#2 TIP SCREWDRVR BIT	1
10-823	#3 TIP SCREWDRVR BIT	1
10-868	T8 TORXDRVR SKT	1
10-870	T10 TORXDRVR SKT	1
10-872	T15 TORXDRVR SKT	1
10-874	T20 TORXDRVR SKT	1
10-876	T25 TORXDRVR SKT	1
10-878	T27 TORXDRVR SKT	1
10-880	T30 TORXDRVR SKT	1
10-918	HINGE HANDLE 5-3/4	1
10-921	EXTENSION 2	1
10-922	EXTENSION 3-1/2	1

10-923	EXTENSION 6	1
10-925	EXTENSION 14	1
10-929	FLEX EXTNSION 6	1
10-935	SPEEDER 15-3/4	1
10-938	T-HANDLE	1
10-943	PLASTIC HANDLE DRIVER	1
10-947	UNIVERSAL JOINT	1
10-952	ADAPTER 3/8 MALE	1
10-972	RATCHET 4-3/4	1

95-920

3/8" Drive Sockets & Drive Tools

Product	Description	Qty
11-008	1/4" 6PT SKT	1
11-010	5/16" 6PT SKT	1
11-012	3/8" 6PT SKT	1
11-014	7/16" 6PT SKT	1
11-016	1/2" 6PT SKT	1
11-018	9/16" 6PT SKT	1
11-020	5/8" 6PT SKT	1
11-022	11/16" 6PT SKT	1
11-024	3/4" 6PT SKT	1
11-026	13/16" 6PT SKT	1
11-028	7/8" 6PT SKT	1
11-030	15/16" 6PT SKT	1
11-032	1" 6PT SKT	1
11-108	1/4" 12PT SKT	1
11-110	5/16" 12PT SKT	1
11-112	3/8" 12PT SKT	1
11-114	7/16" 12PT SKT	1
11-116	1/2" 12PT SKT	1
11-118	9/16" 12PT SKT	1
11-120	5/8" 12PT SKT	1
11-122	11/16" 12PT SKT	1
11-124	3/4" 12PT SKT	1
11-126	13/16" 12PT SKT	1
11-128	7/8" 12PT SKT	1
11-130	15/16" 12PT SKT	1
11-132	1" 12PT SKT	1
11-208	1/4" 6PT DEEP SKT	1
11-210	5/16" 6PT DEEP SKT	1
11-212	3/8" 6PT DEEP SKT	1
11-214	7/16" 6PT DEEP SKT	1
11-216	1/2" 6PT DEEP SKT	1
11-218	9/16" 6PT DEEP SKT	1
11-220	5/8" 6PT DEEP SKT	1
11-222	11/16" 6PT DEEP SKT	1
11-224	3/4" 6PT DEEP SKT	1
11-226	13/16" 6PT DEEP SKT	1
11-228	7/8" 6PT DEEP SKT	1
11-230	15/16" 6PT DEEP SKT	1
11-232	1" 6PT DEEP SKT	1
11-308	1/4" 12PT DEEP SKT	1
11-310	5/16" 12PT DEEP SKT	1
11-312	3/8" 12PT DEEP SKT	1
11-314	7/16" 12PT DEEP SKT	1
11-316	1/2" 12PT DEEP SKT	1
11-318	9/16" 12PT DEEP SKT	1
11-320	5/8" 12PT DEEP SKT	1
11-322	11/16" 12PT DEEP SKT	1
11-324	3/4" 12PT DEEP SKT	1
11-326	13/16" 12PT DEEP SKT	1
11-328	7/8" 12PT DEEP SKT	1
11-330	15/16" 12PT DEEP SKT	1
11-332	1" 12PT DEEP SKT	1
11-512	3/8" 12PT FLEX SKT	1
11-514	7/16" 12PT FLEX SKT	1
11-516	1/2" 12PT FLEX SKT	1
11-518	9/16" 12PT FLEX SKT	1
11-520	5/8" 12PT FLEX SKT	1
11-522	11/16" 12PT FLEX SKT	1
11-524	3/4" 12PT FLEX SKT	1

11-708	1/8" HEXDRVR SKT	1
11-710	5/32" HEXDRVR SKT	1
11-711	3/16" HEXDRVR SKT	1
11-712	7/32" HEXDRVR SKT	1
11-713	1/4" HEXDRVR SKT	1
11-714	5/16" HEXDRVR SKT	1
11-715	3/8" HEXDRVR SKT	1
11-802	1/4" SCREWDRVR SKT	1
11-803	5/16" SCREWDRVR SKT	1
11-805	3/8" SCREWDRVR SKT	1
11-821	#1 SCREWDRVR SKT	1
11-822	#2 SCREWDRVR SKT	1
11-825	#3 SCREWDRVR SKT	1
11-828	#4 SCREWDRVR SKT	1
11-870	T10 STD TORXDRVR SKT	1
11-872	T15 STD TORXDRVR SKT	1
11-874	T20 STD TORXDRVR SKT	1
11-876	T25 STD TORXDRVR SKT	1
11-878	T27 STD TORXDRVR SKT	1
11-880	T30 STD TORXDRVR SKT	1
11-882	T40 STD TORXDRVR SKT	1
11-884	T45 STD TORXDRVR SKT	1
11-886	T50 STD TORXDRVR SKT	1
11-888	T55 STD TORXDRVR SKT	1
11-915	ROUND HD RATCHET 7-1/2	1
11-918	HINGE HANDLE 8-1/2	1
11-921	1-3/4" EXTENSION	1
11-922	3" EXTENSION	1
11-923	6" EXTENSION	1
11-925	8" EXTENSION	1
11-927	12" EXTENSION	1
11-929	FLEX EXTENSION 7	1
11-935	SPEEDER 16-1/2	1
11-938	T-HANDLE	1
11-943	PLASTIC HANDL DRVR	1
11-947	UNIVERSAL JOINT	1
11-951	ADAPTER 1/4 MALE	1
11-952	ADAPTER 1/2 MALE	1
11-972	RATCHET 7-3/8	1
11-973	RATCHET 10-1/2	1
11-974	FLEX HD RATCHET 9-1/2	1
11-978	ERGO RATCHET 8-3/8	1

95-921

1/4" & 3/8" Drive Industrial Finish Sockets & Drive Tools

Product	Description	Qty
1/4" DRIVE		
18-006	3/16" 6PT THIN PWR SKT	1
18-007	7/32" 6PT THIN PWR SKT	1
18-008	1/4" 6PT THIN PWR SKT	1
18-009	9/32" 6PT THIN PWR SKT	1
18-010	5/16" 6PT THIN PWR SKT	1
18-011	11/32" 6PT THIN PWR SKT	1
18-012	3/8" 6PT THIN PWR SKT	1
18-014	7/16" 6PT THIN PWR SKT	1
18-016	1/2" 6PT THIN PWR SKT	1
18-076	3/16" 6PT MAG PWR SKT	1
18-078	1/4" 6PT MAG PWR SKT	1
18-079	9/32" 6PT MAG PWR SKT	1
18-080	5/16" 6PT MAG PWR SKT	1
18-081	11/32" 6PT MAG PWR SKT	1
18-082	3/8" 6PT MAG PWR SKT	1
18-084	7/16" 6PT MAG PWR SKT	1
18-086	1/2" 6PT MAG PWR SKT	1
18-206	3/16" 6PT DEEP THIN PWR	1
18-208	1/4" 6PT DEEP THIN PWR	1
18-209	9/32" 6PT DEEP THIN PWR	1
18-210	5/16" 6PT DEEP THIN PWR	1
18-211	11/32" 6PT DEEP THIN PWR	1
18-212	3/8" 6PT DEEP THIN PWR	1
18-214	7/16" 6PT DEEP THIN PWR	1

18-216	1/2" 6PT DEEP THIN PWR	1
18-921	2" PWR EXTENSION	1
18-923	6" PWR EXTENSION	1
18-972	4-3/4" BLACK RATCHET	1
3/8" DRIVE		
19-608	1/4" 6PT PWR SKT	1
19-610	5/16" 6PT PWR SKT	1
19-612	3/8" 6PT PWR SKT	1
19-614	7/16" 6PT PWR SKT	1
19-616	1/2" 6PT PWR SKT	1
19-618	9/16" 6PT PWR SKT	1
19-620	5/8" 6PT PWR SKT	1
19-622	11/16" 6PT PWR SKT	1
19-624	3/4" 6PT PWR SKT	1
19-080	5/16" 6PT MAG PWR SKT	1
19-082	3/8" 6PT MAG PWR SKT	1
19-084	7/16" 6PT MAG PWR SKT	1
19-086	1/2" 6PT MAG PWR SKT	1
19-088	9/16" 6PT MAG PWR SKT	1
19-108	1/4" 12PT THIN WALL PWR	1
19-110	5/16" 12PT THIN WALL PWR	1
19-112	3/8" 12PT THIN WALL PWR	1
19-114	7/16" 12PT THIN WALL PWR	1
19-116	1/2" 12PT THIN WALL PWR	1
19-118	9/16" 12PT THIN WALL PWR	1
19-120	5/8" 12PT THIN WALL PWR	1
19-122	11/16" 12PT THIN WALL PWR	1
19-124	3/4" 12PT THIN WALL PWR	1
19-126	13/16" 12PT THIN WALL PWR	1
19-128	7/8" 12PT THIN WALL PWR	1
19-130	15/16" 12PT THIN WALL PWR	1
19-132	1" 12PT THIN WALL PWR	1
19-708	1/4" 6PT DEEP PWR SKT	1
19-710	5/16" 6PT DEEP PWR SKT	1
19-712	3/8" 6PT DEEP PWR SKT	1
19-714	7/16" 6PT DEEP PWR SKT	1
19-716	1/2" 6PT DEEP PWR SKT	1
19-718	9/16" 6PT DEEP PWR SKT	1
19-720	5/8" 6PT DEEP PWR SKT	1
19-722	11/16" 6PT DEEP PWR SKT	1
19-724	3/4" 6PT DEEP PWR SKT	1
19-918	HINGE HDL 8-1/2	1
19-922	PWR EXTNSION 3	1
19-923	PWR EXTNSION 6	1
19-947	POWR UNIVRSL JOINT	1
19-952	ADAPTER 1/2 MALE	1
19-972	RATCHET 7-3/8	1

95-925

1/2" Drive Industrial Finish Sockets and Drive Tools

Product	Description	Qty
20-012	3/8" 6PT IMPACT SKT	1
20-014	7/16" 6PT IMPACT SKT	1
20-016	1/2" 6PT IMPACT SKT	1
20-018	9/16" 6PT IMPACT SKT	1
20-020	5/8" 6PT IMPACT SKT	1
20-022	11/16" 6PT IMPACT SKT	1
20-024	3/4" 6PT IMPACT SKT	1
20-026	13/16" 6PT IMPACT SKT	1
20-028	7/8" 6PT IMPACT SKT	1
20-030	15/16" 6PT IMPACT SKT	1
20-032	1" 6PT IMPACT SKT	1
20-034	1-1/16" 6PT IMPACT SKT	1
20-036	1-1/8" 6PT IMPACT SKT	1
20-038	1-3/16" 6PT IMPACT SKT	1
20-040	1-1/4" 6PT IMPACT SKT	1
20-042	1-5/16" 6PT IMPACT SKT	1
20-048	1-1/2" 6PT IMPACT SKT	1
20-082	3/8" 6PT MAG PWR SKT	1
20-084	7/16" 6PT MAG PWR SKT	1
20-086	1/2" 6PT MAG PWR SKT	1

20-088	9/16" 6PT MAG PWR SKT	1	12-128	7/8" 12PT SKT	1
20-112	3/8" 12PT THIN PWR	1	12-130	15/16" 12PT SKT	1
20-114	7/16" 12PT THIN PWR	1	12-132	1" 12PT SKT	1
20-116	1/2" 12PT THIN PWR	1	12-134	1-1/16" 12PT SKT	1
20-118	9/16" 12PT THIN PWR	1	12-136	1-1/8" 12PT SKT	1
20-120	5/8" 12PT THIN PWR	1	12-138	1-3/16" 12PT SKT	1
20-122	11/16" 12PT THIN PWR	1	12-140	1-1/4" 12PT SKT	1
20-124	3/4" 12PT THIN PWR	1	12-142	1-5/16" 12PT SKT	1
20-126	13/16" 12PT THIN PWR	1	12-148	1-1/2" 12PT SKT	1
20-128	7/8" 12PT THIN PWR	1	12-212	3/8" 6PT DEEP SKT	1
20-130	15/16" 12PT THIN PWR	1	12-214	7/16" 6PT DEEP SKT	1
20-132	1" 12PT THIN PWR	1	12-216	1/2" 6PT DEEP SKT	1
20-134	1-1/16" 12PT THIN PWR	1	12-218	9/16" 6PT DEEP SKT	1
20-136	1-1/8" 12PT THIN PWR	1	12-220	5/8" 6PT DEEP SKT	1
20-140	1-1/4" 12PT THIN PWR	1	12-222	11/16" 6PT DEEP SKT	1
20-142	1-5/16" 12PT THIN PWR	1	12-224	3/4" 6PT DEEP SKT	1
20-144	1-3/8" 12PT THIN PWR	1	12-226	13/16" 6PT DEEP SKT	1
20-146	1-7/16" 12PT THIN PWR	1	12-228	7/8" 6PT DEEP SKT	1
20-148	1-1/2" 12PT THIN PWR	1	12-230	15/16" 6PT DEEP SKT	1
20-212	3/8" 6PT DEEP IMPCT	1	12-232	1" 6PT DEEP SKT	1
20-214	7/16" 6PT DEEP IMPCT	1	12-234	1-1/16" 6PT DEEP SKT	1
20-216	1/2" 6PT DEEP IMPCT	1	12-236	1-1/8" 6PT DEEP SKT	1
20-218	9/16" 6PT DEEP IMPCT	1	12-238	1-3/16" 6PT DEEP SKT	1
20-220	5/8" 6PT DEEP IMPCT	1	12-240	1-1/4" 6PT DEEP SKT	1
20-222	11/16" 6PT DEEP IMPCT	1	12-242	1-5/16" 6PT DEEP SKT	1
20-224	3/4" 6PT DEEP IMPCT	1	12-248	1-1/2" 6PT DEEP SKT	1
20-226	13/16" 6PT DEEP IMPCT	1	12-312	3/8" 12PT DEEP SKT	1
20-228	7/8" 6PT DEEP IMPCT	1	12-314	7/16" 12PT DEEP SKT	1
20-230	15/16" 6PT DEEP IMPCT	1	12-316	1/2" 12PT DEEP SKT	1
20-232	1" 6PT DEEP IMPCT	1	12-318	9/16" 12PT DEEP SKT	1
20-234	1-1/16" 6PT DEEP IMPCT	1	12-320	5/8" 12PT DEEP SKT	1
20-236	1-1/8" 6PT DEEP IMPCT	1	12-322	11/16" 12PT DEEP SKT	1
20-240	1-1/4" 6PT DEEP IMPCT	1	12-324	3/4" 12PT DEEP SKT	1
20-242	1-5/16" 6PT DEEP IMPCT	1	12-326	13/16" 12PT DEEP SKT	1
20-248	1-1/2" 6PT DEEP IMPCT	1	12-328	7/8" 12PT DEEP SKT	1
20-923	5" IMPACT EXTENSION	1	12-330	15/16" 12PT DEEP SKT	1
20-924	10" IMPACT EXTENSION	1	12-332	1" 12PT DEEP SKT	1
20-947	PWR UNIV JOINT	1	12-334	1-1/16" 12PT DEEP SKT	1
20-951	ADAPTER 3/8 MALE	1	12-336	1-1/8" 12PT DEEP SKT	1
20-952	ADAPTER 3/4 MALE	1	12-338	1-3/16" 12PT DEEP SKT	1
20-959	HEX SQUARE SHANK	1	12-340	1-1/4" 12PT DEEP SKT	1
20-972	10-1/2" RATCHET	1	12-342	1-5/16" 12PT DEEP SKT	1

95-926

1/2" Drive Sockets

Product	Description	Qty
12-012	3/8" 6PT SKT	1
12-014	7/16" 6PT SKT	1
12-016	1/2" 6PT SKT	1
12-018	9/16" 6PT SKT	1
12-020	5/8" 6PT SKT	1
12-022	11/16" 6PT SKT	1
12-024	3/4" 6PT SKT	1
12-026	13/16" 6PT SKT	1
12-028	7/8" 16PT SKT	1
12-030	15/16" 6PT SKT	1
12-032	1" 6PT SKT	1
12-034	1-1/16" 6PT SKT	1
12-036	1-1/8" 6PT SKT	1
12-038	1-3/16" 6PT SKT	1
12-040	1-1/4" 6PT SKT	1
12-042	1-5/16" 6PT SKT	1
12-048	1-1/2" 6PT SKT	1
12-112	3/8" 12PT SKT	1
12-114	7/16" 12PT SKT	1
12-116	1/2" 12PT SKT	1
12-118	9/16" 12PT SKT	1
12-120	5/8" 12PT SKT	1
12-122	11/16" 12PT SKT	1
12-124	3/4" 12PT SKT	1
12-126	13/16" 12PT SKT	1
12-802	1/4" SCREWDRVR SKT	1
12-803	5/16" SCREWDRVR SKT	1
12-805	3/8" SCREWDRVR SKT	1
12-821	#1 SCREWDRVR SKT	1
12-822	#2 SCREWDRVR SKT	1
12-825	#3 SCREWDRVR SKT	1
12-828	#4 SCREWDRVR SKT	1
12-878	T27 TORXDRVR SKT	1
12-880	T30 TORXDRVR SKT	1
12-882	T40 TORXDRVR SKT	1
12-884	T45 TORXDRVR SKT	1
12-886	T50 TORXDRVR SKT	1
12-888	T55 TORXDRVR SKT	1
12-890	T60 TORXDRVR SKT	1

95-927

1/2" Drive Tools

Product	Description	Qty
12-915	ROUND HD RATCHET 10-1/2	1
12-917	HINGE HANDLE 12	1
12-918	HINGE HANDLE 17	1
12-921	EXTENSION 2	1
12-923	EXTENSION 5	1
12-924	EXTENSION 10	1
12-927	EXTENSION 20	1
12-935	SPEEDER 19	1
12-938	T-HANDLE	1
12-947	UNIVERSAL JOINT	1
12-951	ADAPTER 3/8 MALE	1
12-952	ADAPTER 3/4 MALE	1
12-972	RATCHET 10-1/2	1
12-973	RATCHET 15	1
12-974	FLX HD RATCH 14-1/4	1

1/2" DRIVE

39-110	10MM 12PT SKT	1
39-111	11MM 12PT SKT	1
39-112	12MM 12PT SKT	1
39-113	13MM 12PT SKT	1
39-114	14MM 12PT SKT	1
39-115	15MM 12PT SKT	1
39-116	16MM 12PT SKT	1
39-117	17MM 12PT SKT	1
39-118	18MM 12PT SKT	1
39-119	19MM 12PT SKT	1
39-120	20MM 12PT SKT	1
39-121	21MM 12PT SKT	1
39-122	22MM 12PT SKT	1
39-123	23MM 12PT SKT	1
39-124	24MM 12PT SKT	1
39-125	25MM 12PT SKT	1
39-126	26MM 12PT SKT	1
39-127	27MM 12PT SKT	1
39-128	28MM 12PT SKT	1
39-129	29MM 12PT SKT	1
39-130	30MM 12PT SKT	1
39-132	32MM 12PT SKT	1
39-136	36MM 12PT SKT	1
39-310	10MM 12PT DEEP SKT	1
39-311	11MM 12PT DEEP SKT	1
39-312	12MM 12PT DEEP SKT	1
39-313	13MM 12PT DEEP SKT	1
39-314	14MM 12PT DEEP SKT	1
39-315	15MM 12PT DEEP SKT	1
39-316	16MM 12PT DEEP SKT	1
39-317	17MM 12PT DEEP SKT	1
39-318	18MM 12PT DEEP SKT	1
39-319	19MM 12PT DEEP SKT	1
39-320	20MM 12PT DEEP SKT	1
39-321	21MM 12PT DEEP SKT	1
39-322	22MM 12PT DEEP SKT	1
39-323	23MM 12PT DEEP SKT	1
39-324	24MM 12PT DEEP SKT	1
39-325	25MM 12PT DEEP SKT	1
39-326	26MM 12PT DEEP SKT	1
39-327	27MM 12PT DEEP SKT	1
39-328	28MM 12PT DEEP SKT	1
39-329	29MM 12PT DEEP SKT	1
39-330	30MM 12PT DEEP SKT	1
39-332	32MM 12PT DEEP SKT	1
39-711	6MM HEXDRVR SKT	1
39-713	8MM HEXDRVR SKT	1
39-715	10MM HEXDRVR SKT	1
39-717	12MM HEXDRVR SKT	1
39-719	14MM HEXDRVR SKT	1
39-722	17MM HEXDRVR SKT	1
39-724	19MM HEXDRVR SKT	1

95-928

3/8" & 1/2" Drive Metric Sockets

Product	Description	Qty
3/8" DRIVE		
38-106	6MM 12PT SKT	1
38-107	7MM 12PT SKT	1
38-108	8MM 12PT SKT	1
38-109	9MM 12PT SKT	1
38-110	10MM 12PT SKT	1
38-111	11MM 12PT SKT	1
38-112	12MM 12PT SKT	1
38-113	13MM 12PT SKT	1
38-114	14MM 12PT SKT	1
38-115	15MM 12PT SKT	1
38-116	16MM 12PT SKT	1
38-117	17MM 12PT SKT	1
38-118	18MM 12PT SKT	1
38-119	19MM 12PT SKT	1
38-120	20MM 12PT SKT	1
38-121	21MM 12PT SKT	1
38-122	22MM 12PT SKT	1
38-306	6MM 12PT DEEP SKT	1
38-307	7MM 12PT DEEP SKT	1
38-308	8MM 12PT DEEP SKT	1
38-309	9MM 12PT DEEP SKT	1
38-310	10MM 12PT DEEP SKT	1
38-311	11MM 12PT DEEP SKT	1
38-312	12MM 12PT DEEP SKT	1
38-313	13MM 12PT DEEP SKT	1
38-314	14MM 12PT DEEP SKT	1
38-315	15MM 12PT DEEP SKT	1
38-316	16MM 12PT DEEP SKT	1
38-317	17MM 12PT DEEP SKT	1
38-318	18MM 12PT DEEP SKT	1
38-319	19MM 12PT DEEP SKT	1
38-320	20MM 12PT DEEP SKT	1
38-321	21MM 12PT DEEP SKT	1
38-322	22MM 12PT DEEP SKT	1
38-705	3MM HEXDRVR SKT	1
38-707	4MM HEXDRVR SKT	1
38-709	5MM HEXDRVR SKT	1
38-711	6MM HEXDRVR SKT	1
38-712	7MM HEXDRVR SKT	1
38-713	8MM HEXDRVR SKT	1
38-714	9MM HEXDRVR SKT	1
38-715	10MM HEXDRVR SKT	1

95-929

3/4" Drive Sockets and Drive Tools

Product	Description	Qty
13-124	3/4" 12PT SKT	1
13-126	13/16" 12PT SKT	1
13-128	7/8" 12PT SKT	1
13-130	15/16" 12PT SKT	1
13-132	1" 12PT SKT	1
13-134	1-1/16" 12PT SKT	1
13-136	1-1/8" 12PT SKT	1
13-138	1-3/16" 12PT SKT	1
13-140	1-1/4" 12PT SKT	1
13-142	1-5/16" 12PT SKT	1
13-144	1-3/8" 12PT SKT	1
13-146	1-7/16" 12PT SKT	1
13-148	1-1/2" 12PT SKT	1
13-150	1-9/16" 12PT SKT	1

13-152	1-5/8" 12PT SKT	1
13-154	1-11/16" 12PT SKT	1
13-156	1-3/4" 12PT SKT	1
13-158	1-13/16" 12PT SKT	1
13-160	1-7/8" 12PT SKT	1
13-164	2" 12PT SKT	1
13-328	7/8" 12PT DEEP SKT	1
13-330	15/16" 12PT DEEP SKT	1
13-332	1" 12PT DEEP SKT	1
13-334	1-1/16" 12PT DEEP SKT	1
13-336	1-1/8" 12PT DEEP SKT	1
13-340	1-1/4" 12PT DEEP SKT	1
13-342	1-5/16" 12PT DEEP SKT	1
13-344	1-3/8" 12PT DEEP SKT	1
13-346	1-7/16" 12PT DEEP SKT	1
13-348	1-1/2" 12PT DEEP SKT	1
13-352	1-5/8" 12PT DEEP SKT	1
13-918	22" HINGE HANDLE	1
13-922	5" EXTENSION	1
13-923	8" EXTENSION	1
13-925	15-1/2" EXTENSION	1
13-938	T-HANDLE	1
13-947	UNIVERSAL JOINT	1
13-951	ADAPTER 1/2 MALE	1
13-952	ADAPTER 1 MALE	1
13-972	19" RATCHET	1

95-931

Adjustable Wrenches

Product	Description	Qty
28-404	4" CHROME	1
28-406	6" CHROME	1
28-408	8" CHROME	1
28-410	10" CHROME	1
28-412	12" CHROME	1
28-415	15" CHROME	1
28-454	4" CUSHION GRIP	1
28-456	6" CUSHION GRIP	1
28-458	8" CUSHION GRIP	1
28-460	10" CUSHION GRIP	1
28-462	12" CUSHION GRIP	1
34-404	4" BLACK	1
34-406	6" BLACK	1
34-408	8" BLACK	1
34-410	10" BLACK	1
34-412	12" BLACK	1
34-415	15" BLACK	1

95-932

Metric Combination Wrenches

Product	Description	Qty
52-004	4MM 6PT SHORT	1
52-005	5MM 6PT SHORT	1
52-083	5.5MM 6PT SHORT	1
52-007	6MM 6PT SHORT	1
52-008	7MM 6PT SHORT	1
52-109	8MM 6PT SHORT	1
52-110	9MM 12PT SHORT	1
52-110	10MM 12PT SHORT	1
52-111	11MM 12PT SHORT	1
52-112	12MM 12PT SHORT	1
52-113	13MM 12PT SHORT	1
52-114	14MM 12PT SHORT	1
52-115	15MM 12PT SHORT	1
52-116	16MM 12PT SHORT	1
52-117	17MM 12PT SHORT	1
52-118	18MM 12PT SHORT	1
52-119	19MM 12PT SHORT	1
52-206	6MM 12PT LONG	1
52-207	7MM 12PT LONG	1
52-208	8MM 12PT LONG	1
52-209	9MM 12PT LONG	1
52-210	10MM 12PT LONG	1
52-211	11MM 12PT LONG	1
52-212	12MM 12PT LONG	1
52-213	13MM 12PT LONG	1
52-214	14MM 12PT LONG	1
52-215	15MM 12PT LONG	1
52-216	16MM 12PT LONG	1
52-217	17MM 12PT LONG	1
52-218	18MM 12PT LONG	1
52-219	19MM 12PT LONG	1
52-220	20MM 12PT LONG	1
52-221	21MM 12PT LONG	1
52-222	22MM 12PT LONG	1
52-223	23MM 12PT LONG	1
52-224	24MM 12PT LONG	1
52-225	25MM 12PT LONG	1
52-226	26MM 12PT LONG	1
52-227	27MM 12PT LONG	1
52-228	28MM 12PT LONG	1
52-229	29MM 12PT LONG	1
52-230	30MM 12PT LONG	1

95-930

Combination Wrenches

Product	Description	Qty
25-004	1/8" 6PT SHORT	1
25-005	5/32" 6PT SHORT	1
25-006	3/16" 6PT SHORT	1
25-007	7/32" 6PT SHORT	1
25-108	1/4" 12PT SHORT	1
25-110	5/16" 12PT SHORT	1
25-111	11/32" 12PT SHORT	1
25-112	3/8" 12PT SHORT	1
25-114	7/16" 12PT SHORT	1
25-116	1/2" 12PT SHORT	1
25-118	9/16" 12PT SHORT	1
25-120	5/8" 12PT SHORT	1
25-122	11/16" 12PT SHORT	1
25-124	3/4" 12PT SHORT	1
25-126	13/16" 12PT SHORT	1
25-128	7/8" 12PT SHORT	1
25-130	15/16" 12PT SHORT	1
25-132	1" 12PT SHORT	1
25-208	1/4" 12PT LONG	1
25-210	5/16" 12PT LONG	1
25-211	11/32" 12PT LONG	1
25-212	3/8" 12PT LONG	1
25-214	7/16" 12PT LONG	1
25-216	1/2" 12PT LONG	1
25-218	9/16" 12PT LONG	1
25-220	5/8" 12PT LONG	1
25-222	11/16" 12PT LONG	1
25-224	3/4" 12PT LONG	1
25-226	13/16" 12PT LONG	1
25-228	7/8" 12PT LONG	1
25-230	15/16" 12PT LONG	1
25-232	1" 12PT LONG	1
25-234	1-1/16" 12PT LONG	1
25-236	1-1/8" 12PT LONG	1
25-240	1-1/4" 12PT LONG	1

95-934

Open End Wrenches

Product	Description	Qty
26-022	1/4 X 5/16	1
26-034	5/16 X 3/8	1
26-043	3/8 X 7/16	1
26-046	3/8 X 1/2	1
26-058	7/16 X 1/2	1
26-064	7/16 X 9/16	1
26-067	1/2 X 9/16	1
26-079	9/16 X 5/8	1
26-094	5/8 X 11/16	1
26-097	5/8 X 3/4	1
26-106	11/16 X 3/4	1
26-121	3/4 X 13/16	1
26-124	3/4 X 7/8	1
26-139	7/8 X 15/16	1
26-145	7/8 X 1-1/16	1
26-151	15/16 X 1	1
26-163	1 X 1-1/8	1
26-166	1-1/16 X 1-1/8	1
26-169	1-1/16 X 1-1/4	1
26-172	1-1/8 X 1-1/4	1

95-935

Specialty Wrenches

Product	Description	Qty
26-643	3/8X7/16 12PT 15" BOX	1
26-658	7/16X1/2 12PT 15" BOX	1
26-667	1/2X9/16 12PT 15" BOX	1
26-679	9/16X5/8 12PT 15" BOX	1
26-697	5/8X3/4 12PT 15" BOX	1
26-706	11/16X3/4 12PT 15" BOX	1
26-724	3/4X7/8 12PT 15" BOX	1
26-751	13/16X7/8 12PT 15" BOX	1
27-343	3/8X7/16 12PT 45" BOX	1
27-358	7/16X1/2 12PT 45" BOX	1
27-367	1/2X9/16 12PT 45" BOX	1
27-379	9/16X5/8 12PT 45" BOX	1
27-394	5/8X11/16 12PT 45" BOX	1
27-397	5/8X3/4 12PT 45" BOX	1
27-424	3/4X7/8 12PT 45" BOX	1
27-451	15/16X1 12PT 45" BOX	1
27-643	3/8X7/16 TAPPET	1
27-658	7/16X1/2 TAPPET	1
27-667	1/2X9/16 TAPPET	1
27-694	5/8X11/16 TAPPET	1
27-724	3/4X7/8 TAPPET	1
27-751	15/16X1 TAPPET	1
28-130	3/8X7/16 FLARE NUT	1
28-135	1/2X9/16 FLARE NUT	1
28-140	5/8X11/16 FLARE NUT	1
28-145	3/4X1 FLARE NUT	1
28-150	7/8X1-1/8 FLARE NUT	1

95-936

Industrial Finish Combination Wrenches

Product	Description	Qty
30-108	1/4" 12PT SHORT	1
30-110	5/16" 12PT SHORT	1
30-112	3/8" 12PT SHORT	1
30-114	7/16" 12PT SHORT	1
30-116	1/2" 12PT SHORT	1
30-118	9/16" 12PT SHORT	1
30-120	5/8" 12PT SHORT	1
30-122	11/16" 12PT SHORT	1
30-124	3/4" 12PT SHORT	1
30-126	13/16" 12PT SHORT	1
30-128	7/8" 12PT SHORT	1
30-130	15/16" 12PT SHORT	1
30-132	1" 12PT SHORT	1
30-208	1/4" 12PT LONG	1
30-210	5/16" 12PT LONG	1
30-211	11/32" 12PT LONG	1
30-212	3/8" 12PT LONG	1
30-214	7/16" 12PT LONG	1
30-216	1/2" 12PT LONG	1
30-218	9/16" 12PT LONG	1
30-220	5/8" 12PT LONG	1
30-222	11/16" 12PT LONG	1
30-224	3/4" 12PT LONG	1
30-226	13/16" 12PT LONG	1
30-228	7/8" 12PT LONG	1
30-230	15/16" 12PT LONG	1
30-232	1" 12PT LONG	1
30-234	1-1/16" 12PT LONG	1
30-236	1-1/8" 12PT LONG	1
30-240	1-1/4" 12PT LONG	1

95-937

Pipe Wrenches

Product	Description	Qty
73-006	6" STRAIGHT	1
73-008	8" STRAIGHT	1
73-010	10" STRAIGHT	1
73-012	12" STRAIGHT	1
73-014	14" STRAIGHT	1
73-018	18" STRAIGHT	1
73-024	24" STRAIGHT	1

95-938

Torque Wrenches

Product	Description	Qty
64-005	CLICKER 1/4DR 3-36 IN/LB	1
64-032	CLICKER 1/4DR 20-200 IN/LB	1
64-041	CLICKER 3/8DR 25-250 IN/LB	1
64-046	CLICKER 3/8DR 10-100 FT/LB	1
64-084	CLICKER 1/2DR 10-100 FT/LB	1
64-085	CLICKER 1/2DR 15-150 FT/LB	1
64-086	CLICKER 1/2DR 25-250 FT/LB	1
64-352	DIAL 3/8DR 0-250 IN/LB	1
64-740	BEAM 1/2DR 0-150 FT/LB	1

95-940

Soft Face Hammers & Tips

Product	Description	Qty
69-003	HAMMER 8 OZ 1" HEAD	1
69-009	HAMMER 12 OZ 1-1/2" HEAD	1
69-011	HAMMER 1 LB 1-1/2" HEAD	1
69-013	HAMMER 1-1/4lb 1-1/2" HEAD	1
69-017	HAMMER 1-1/4 LB 2" HEAD	1
69-019	HAMMER 2 LB 2" HEAD	1
69-142	TIP 1" SOFT BROWN	1
69-143	TIP 1" MED RED	1
69-145	TIP 1" TOUGH GREEN	1
69-146	TIP 1" MED HARD CREAM	1
69-148	TIP 1" HARD BLCK	1
69-149	TIP 1" EX-HARD YELLOW	1
69-152	TIP 1-1/2" SOFT BROWN	1
69-153	TIP 1-1/2" MED RED	1
69-155	TIP 1-1/2" TOUGH GREEN	1
69-156	TIP 1-1/2" MED HARD CREAM	1
69-158	TIP 1-1/2" HARD BLCK	1
69-159	TIP 1-1/2" EX-HARD YELLOW	1
69-162	TIP 2" SOFT BROWN	1
69-163	TIP 2" MED RED	1
69-165	TIP 2" TOUGH GREEN	1
69-166	TIP 2" MED HARD CREAM	1
69-168	TIP 2" HARD BLACK	1
69-169	TIP 2" EX-HARD YELLOW	1
69-172	TIP 2-1/2" SOFT BROWN	1
69-173	TIP 2-1/2" MED RED	1
69-175	TIP 2-1/2" TOUGH GREEN	1
69-176	TIP 2-1/2" MED HARD CREAM	1
69-178	TIP 2-1/2" HARD BLACK	1
69-179	TIP 2-1/2" EX-HARD YELLOW	1

95-941

Hammers

Product	Description	Qty
69-442	BALL PEIN 4 OZ HICKORY	1
69-444	BALL PEIN 8 OZ HICKORY	1
69-446	BALL PEIN 12 OZ HICKORY	1
69-448	BALL PEIN 1 LB HICKORY	1
69-450	BALL PEIN 1-1/2 LB HICKORY	1
69-452	BALL PEIN 2 LB HICKORY	1
69-503	2 LB POWER DRIVE	1
69-505	3 LB POWER DRIVE	1
69-513	1-1/2 LB BRASS	1
69-515	2-1/2 LB BRASS	1

95-945

Punches and Chisels

Product	Description	Qty
70-101	PIN PUNCH 1/16 PT	2
70-103	PIN PUNCH 3/32 PT	2
70-105	PIN PUNCH 1/8 PT	2
70-107	PIN PUNCH 5/32 PT	2
70-109	PIN PUNCH 3/16 PT	2
70-129	PIN PUNCH 7/32 PT	2
70-131	PIN PUNCH 1/4 PT	2
70-133	PIN PUNCH 5/16 PT	2
70-187	TAPER PUNCH 3/32 PT	2
70-189	TAPER PUNCH 1/8 PT	2
70-191	TAPER PUNCH 5/32 PT	2
70-193	TAPER PUNCH 3/16 PT	2
70-195	TAPER PUNCH 7/32 PT	2
70-197	TAPER PUNCH 1/4 PT	2
70-199	TAPER PUNCH 5/16 PT	2
70-201	TAPER PUNCH 3/8 PT	2
70-221	ALIGNING PUNCH 5/16 PT	2
70-231	CENTER PUNCH 1/4 HEX	2
70-233	CENTER PUNCH 5/16 HEX	2
70-235	CENTER PUNCH 3/8 HEX	2
70-239	CENTER PUNCH 1/2 HEX	2
70-241	CENTER PUNCH 5/8 HEX	2
70-251	PRICK PUNCH 1/4 HEX	2
70-253	PRICK PUNCH 5/16 HEX	2
70-255	PRICK PUNCH 3/8 HEX	2
70-301	STD COLD CHISEL 1/4 CUT	2
70-303	STD COLD CHISEL 5/16 CUT	2
70-305	STD COLD CHISEL 3/8 CUT	2
70-307	STD COLD CHISEL 7/16 CUT	2
70-309	STD COLD CHISEL 1/2 CUT	2
70-311	STD COLD CHISEL 5/8 CUT	2
70-313	STD COLD CHISEL 3/4 CUT	2
70-315	STD COLD CHISEL 7/8 CUT	2
70-317	STD COLD CHISEL 1 CUT	2
70-319	STD COLD CHISEL 1-1/8 CUT	2
70-347	12 COLD CHISEL 5/8 CUT	2
70-353	12 COLD CHISEL 3/4 CUT	2
70-361	12 COLD CHISEL 7/8 CUT	2
70-367	12 COLD CHISEL 1 CUT	2
70-531	PRY BAR W/HDL 3/8 SQ X 12	1
70-533	PRY BAR W/HDL 3/8 SQ X 12	1
70-535	PRY BAR W/HDL 1/2 SQ X 18	1
70-865	HACKSAW 10-12" BLADE	1

95-950

Deep Throat C-Clamps

Product	Description	Qty
78-401	0 TO 1-1/2	1
78-402	0 TO 2	1
78-403	0 TO 3	1
78-404	0 TO 4	1
78-406	0 TO 6	1
78-408	0 TO 8	1
78-410	3 TO 10	1

95-955

Screwdrivers - Plain Handle

Product	Description	Qty
66-102	1/4 X 4 ROUND	1
66-103	5/16 X 6 ROUND	1
66-106	3/8 X 8 ROUND	1
66-108	3/8 X 10 ROUND	1
66-150	#2 STUBBY PHILLIPS	1
66-152	#0 1/8 X 2.5 PHILLIPS	1
66-153	#1 3/16 X 3 PHILLIPS	1
66-156	#2 1/4 X 4 PHILLIPS	1
66-161	#3 5/16 X 6 PHILLIPS	1
66-164	#4 3/8 X 8 PHILLIPS	1
66-232	STUBBY SQUARE	1
66-203	3/16 X 4 SQUARE	1
66-208	1/4 X 4 SQUARE	1
66-211	1/4 X 6 SQUARE	1
66-218	5/16 X 4 SQUARE	1
66-217	5/16 X 6 SQUARE	1
66-220	3/8 X 8 SQUARE	1
66-221	3/8 X 10 SQUARE	1
66-253	1/8 X 3.5 CABINET	1
66-261	3/16 X 3 CABINET	1
66-262	3/16 X 4 CABINET	1
66-265	3/16 X 5 CABINET	1
66-267	3/16 X 6 CABINET	1
66-268	3/16 X 8 CABINET	1
66-321	T10 3/16 X 3 TORX	1
66-323	T15 3/16 X 3 TORX	1
66-326	T20 3/16 X 3 TORX	1
66-327	T25 3/16 X 3 TORX	1
66-329	T27 1/4 X 4 TORX	1
66-330	T30 1/4 X 4 TORX	1

95-956

Cushion Grip Screwdrivers, Nut Drivers, Screw Starters

Product	Description	Qty
66-501	1/4 X 4 ROUND	1
66-504	5/16 X 6 ROUND	1
66-507	3/8 X 8 ROUND	1
66-521	#2 STUBBY PHILLIPS	1
66-524	#1 3/16 X 3 PHILLIPS	1
66-527	#2 1/4 X 4 PHILLIPS	1
66-530	#3 5/16 X 6 PHILLIPS	1
66-541	STUBBY SQUARE	1
66-544	1/4 X 4 SQUARE	1
66-547	5/16 X 6 SQUARE	1
66-550	3/8 X 8 SQUARE	1
66-553	3/8 X 10 SQUARE	1
66-561	3/16 X 3 CABINET	1
66-564	3/16 X 6 CABINET	1
66-567	3/16 X 8 CABINET	1
66-570	3/16 X 10 CABINET	1
66-806	3/16 HEX NUTDRVR	1
66-807	7/32 HEX NUTDRVR	1
66-808	1/4 HEX NUTDRVR	1
66-809	9/32 HEX NUTDRVR	1
66-810	5/16 HEX NUTDRVR	1
66-811	11/32 HEX NUTDRVR	1
66-812	3/8 HEX NUTDRVR	1
66-814	7/16 HEX NUTDRVR	1
66-816	1/2 HEX NUTDRVR	1
66-818	9/16 HEX NUTDRVR	1
66-820	5/8 HEX NUTDRVR	1
66-924	5" STARTER/SLOTTED	1
66-927	9" STARTER/SLOTTED	1
66-933	5" STARTER/PHILLIPS	1
66-936	9" STARTER/PHILLIPS	1
66-943	5" NUT STARTER	1

95-960

Pliers - Cushion Grip

Product	Description	Qty
67-065	7-1/4" LINEMAN'S	1
67-067	8-1/2" LINEMAN'S	1
67-069	9-1/4" LINEMAN'S	1
67-113	8" HVY DUTY DIAG CUTTING	1
67-123	8" HD CUTTING ANGL HEAD	1
67-155	4-3/16" DIAG CUTTING	1
67-159	5-1/2" DIAG CUTTING	1
67-161	6" DIAG CUTTING	1
67-163	7-11/16" DIAG CUTTING	1
67-257	6-5/8" CHAIN NS W/O CUTTER	1
67-305	6-5/8" CHAIN NS W CUTTER	1
67-307	7-1/8" CHAIN NS W/O CUTTE	1
67-367	6-5/8" LONG SLIM NEEDLE NS	1
67-369	6-5/8" SLIM SPRG NEEDLE NS	1
67-401	6-1/4" BENT NEEDLE NS	1
67-503	8" LG REACH DUCKBILL	1
67-535	8-1/2" END CUTTING NIPPER	1
67-667	6-1/2" COMB SLIP JOINT	1
67-669	8" COMB SLIP JOINT	1
67-777	6-1/2" TONGUE & GROOVE	1
67-779	10" TONGUE & GROOVE	1
67-781	12" TONGUE & GROOVE	1

95-900

Universal Board Package

(create a custom merchandiser with a board, a blank overlay and hooks)

A

- Adapter
 - Hand
 - 1/4" Drive 4-8
 - 3/8" Drive 4-22
 - 1/2" Drive 4-34
 - 3/4" Drive 4-39
 - 1" Drive 4-41
- Adapter.....
- Impact
 - 3/8" Drive 5-10
 - 1/2" Drive 5-14
 - 3/4" Drive 5-19
 - 1" Drive 5-24
 - 1-1/2" Drive 5-27
 - Hex Square..... 5-14
 - No. 5 Spline Drive 5-19
- Adapter.....
- Locking
 - 1/4" Drive 4-6
 - 3/8" Drive 4-21
- Adjustable Wrenches 6-71 thru 6-72
- Allen Hex Keys 15-1 thru 15-15
- Angle Wrenches 6-66, 6-67
- Automotive Specialty 16-1 thru 16-33

B

- Ball Plus Hex Keys 15-1 thru 15-3
- Bars
 - Pinch 10-9
 - Pry..... 10-9
- Bearing Separators 13-3, 13-7, 13-8
- Bits
 - Screwdriver Socket
 - 1/4" Drive 4-4
 - 3/8" Drive 4-14
 - 1/2" Drive 4-28
 - Tool 4-5 thru 4-12
- Bolts
 - Eye..... 11-5
 - T-Slot..... 14-3
- Box Wrenches..... 6-43 thru 6-54
- Boxes, Tool 2-1 thru 2-14
- Breaker Bar
 - 1/4" Drive..... 4-6
 - 3/8" Drive..... 4-19
 - 1/2" Drive..... 4-33
 - 3/4" Drive..... 4-38
 - 1" Drive 4-40

C

- Cabinets & Chests, Tool 2-1 thru 2-12
- Cases, Tool 2-14
- C-Clamps
 - "400" Series 11-3
 - Deep Throat 11-3, 11-4
 - General Service 11-2
 - Heavy Duty 11-1
 - High Visibility 11-4
 - Spatter Resisting..... 11-3
 - Square Throat 11-2
 - Tool Maker's 11-4
 - Welding 11-2, 11-3
- Chain Pipe, Tong 6-81, 6-82

- Chain Wrench 6-81, 6-82
- Chests, Tool 2-1 thru 2-12
- Chisels
 - Cape 10-6
 - Cold..... 10-5
 - Diamond Point..... 10-6
 - Rivet Buster..... 10-6
 - Round Nose..... 10-6
- Sets
 - Cold..... 10-2
 - Tool Steel..... 10-2
- Tool Steel 10-5
- Chucks, Jacobs..... 17-1 thru 17-8
- Clamps
 - C 11-1 thru 11-4
 - Finger 14-1
 - Goose Neck 14-2
 - Plain 14-2
 - Screw Heel 14-2
 - Strap 14-1
 - T-Slot..... 14-1
 - U 14-2
 - Universal Adjustable 14-1
- Clicker Torque Wrenches 7-2 thru 7-3
- Clips, Socket 2-14
- Collets..... 13-9
- Combination Wrenches..... 6-9 thru 6-42
- Crowfoot Wrenches
 - 1/2" Drive..... 4-26
 - 3/8" Drive 4-12, 4-18
- Cut-Off Blades 14-5, 14-6

D

- Deadblow Hammer 10-11, 10-13
- Deep Throat C-Clamps 11-3, 11-4
- Drive Tools and Accessories
 - Hand
 - 1/4" Drive 4-6 thru 4-8
 - 3/8" Drive 4-19 thru 4-22
 - 1/2" Drive 4-32 thru 4-35
 - 3/4" Drive 4-38 thru 4-39
 - 1" Drive 4-40 thru 4-41
 - 1-1/2" Drive 4-41
 - Impact
 - 3/8" Drive 5-9, 5-10
 - 1/2" Drive 5-14
 - 3/4" Drive 5-19
 - 1" Drive 5-24
 - 1-1/2" Drive 5-26 thru 5-27
 - No. 5 Spline Drive 5-29
 - Power
 - 1/4" Drive 5-7
 - No. 5 Spline Drive 5-29
- Drivers
 - Hand, Plastic Handle
 - 1/4" Drive 4-8
 - 3/8" Drive 4-21
 - Nut 8-12, 8-13
 - Screw..... 8-1 thru 8-11, 8-15

E

- Electronic Torque Testers 7-12
- Electronic Torque Wrench..... 7-8 thru 7-9

- Extensions
 - Hand
 - 1/4" Drive 4-6
 - 3/8" Drive 4-21
 - 1/2" Drive 4-33
 - 3/4" Drive 4-39
 - 1" Drive 4-40
 - Impact
 - 3/8" Drive 5-9, 5-10
 - 1/2" Drive 5-14
 - 3/4" Drive 5-19
 - 1" Drive 5-24
 - 1-1/2" Drive 5-26
 - No. 5 Spline Drive 5-29
 - Power
 - 1/4" Drive 5-7
- Extractors, Screw 12-2
- Eye Bolts..... 11-5

F

- Feeler Gauges 12-3, 12-4
- Finger Clamps..... 14-1
- Flange Jack..... 12-1
- Flare Nut Crowfoot Sockets
 - 3/8" Drive..... 4-12
- Flare Nut Wrenches..... 6-61, 6-68
- Flaring Tool, Tube 16-20
- Flex Extensions
 - 1/4" Drive..... 4-6
 - 3/8" Drive..... 4-21
- Flex Head Ratchet
 - 1/4" Drive..... 4-7
 - 3/8" Drive 4-19, 4-20
 - 1/2" Drive..... 4-32
- Fold-Ups, Hex Keys 15-7 thru 15-9

G

- Gauges, Feeler..... 12-3, 12-4
- Glasses, Safety 10-10
- Goose Neck Clamps 14-2

H

- Hacksaws 12-5
- Hammer Tips 10-13
- Hammers
 - Ball Pein 10-10
 - Brass 10-14
 - Claw..... 10-15
 - Copper..... 10-15
 - Cross Pein 10-14
 - Dead Blow 10-11 thru 10-13
 - Hand Drilling 10-14
 - Power Drive..... 10-13
 - Rubber..... 10-14
 - Sledge, Double Face 10-15
 - Soft Face 10-12, 10-13
- Handles, Hammer 10-12
- Heavy Duty C-Clamps 11-1
- Hex Driver Sockets
 - 1/4" Drive..... 4-3
 - 3/8" Drive 4-13, 4-18
 - 1/2" Drive 4-27, 4-31
 - 3/4" Drive, Impact 5-18, 5-20
- Hex Keys, Allen..... 15-2 thru 15-15

High-Vis Fold-Ups, Hex Keys15-8, 15-9
 High-Visibility C-Clamps11-4
 Hinge Handle
 1/4" Drive4-6
 3/8" Drive4-19
 1/2" Drive4-33
 3/4" Drive4-38
 1" Drive4-40

I

Impact Extensions
 3/8" Drive5-9
 1/2" Drive5-14
 3/4" Drive5-19
 1" Drive5-24
 1-1/2" Drive5-26
 No. 5 Spline Drive5-29
 Impact Sets
 3/8" Drive5-1 thru 5-2
 1/2" Drive5-3 thru 5-5
 3/4" Drive5-6
 Impact Sockets
 3/8" Drive5-8 thru 5-9, 5-11
 1/2" Drive5-12 thru 5-13, 5-15, 5-16
 3/4" Drive5-17 thru 5-18, 5-20
 1" Drive5-21 thru 5-23
 1-1/2" Drive5-25 thru 5-26
 2-1/2" Drive5-28
 No. 5 Spline Drive5-29
 Indexible Ratchet
 1/4" Drive4-7
 3/8" Drive4-20
 1/2" Drive4-32
 Inspection Mirrors12-1

J

Jacks, Flange6-81, 12-1
 Jacobs Chucks17-1 thru 17-8

K

K-D Automotive
 Specialty Tools16-1 thru 16-33
 Knife
 Coping12-6
 Electrician's12-6
 Lockback12-5, 12-7
 Multi-Purpose Tool12-7
 Pruning12-6
 Utility12-5

L

Lifting Eye11-5
 Locking Drive Adapter
 1/4" Drive4-6
 3/8" Drive4-21

M

Mallet, Rubber10-14
 Master Sets1-1 thru 1-33
 Maxx Ratchet
 1/2" Drive4-32
 1/4" Drive4-7

 3/8" Drive4-20
 Measuring Tape12-1
 Metric

 Feeler Gauges12-3, 12-4
 Hex Key Sets15-1 thru 15-13, 15-15
 Master Sets 1-1 thru 1-6, 1-24 thru 1-33
 Nut Drivers8-12, 8-13
 Sets, Chrome Sockets and Drive Tools
 1/4" Drive3-9 thru 3-11
 3/8" Drive3-24 thru 3-31
 1/2" Drive3-43 thru 3-48
 3/4" Drive3-52 thru 3-53

 Sets, Hex Driver, Chrome
 1/4" Drive3-11
 3/8" Drive3-31
 1/2" Drive3-48
 Sets, Impact5-2, 5-5, 5-6
 Sockets

 Hand, Black Oxide
 3/8" Drive4-15
 1/2" Drive4-29

 Hand, Chrome
 3/8" Drive4-16 thru 4-17
 1/4" Drive4-
 1/2" Drive4-30 thru 4-315
 3/4" Drive4-37

 Hex Driver
 3/8" Drive4-18
 1/4" Drive4-5
 1/2" Drive4-31

 Impact
 3/8" Drive5-11
 1/2" Drive5-15 thru 5-16
 3/4" Drive5-20
 Open End Crowfoot
 3/8" Drive4-18

 Wrench
 Angle, Miniature6-67
 Box6-50 thru 6-52
 Combination Black Oxide6-37, 6-41
 Combination Full Polish6-31 thru 6-33,
 6-39, 6-40

 Combination Satin Finish6-36
 Open End6-63, 6-65, 6-67,
 Ratcheting Box6-53 thru 6-54
 Ratcheting Flare Nut6-70
 Ratcheting Open End6-65
 Ratcheting Wrench Box6-7, 6-53, 6-54
 Ratcheting Wrench Combination6-5,
 6-6, 6-8
 Sets6-1 thru 6-4, 6-13 thru 6-16,
 6-20, 6-21, 6-23, 6-25, 6-26
 Striking Wrenches6-76, 6-77
 Torque7-1 thru 7-9

 Micrometer Adjustable
 Torque Wrenches7-2 thru 7-3
 Mirrors, Inspection12-1
 Multipliers, Torque7-10 thru 7-11

N

 Nut Driver Sets8-12
 Nut Drivers8-13
 Nut Starters8-14
 Nuts
 Hex14-4
 T-Slot14-4

O

 Open End Wrenches6-55 thru 6-68
 O-Ring
 3/4" Drive5-19
 1" Drive5-24
 1-1/2" Drive5-27
 2-1/2" Drive5-28

P

 Parts, ReplacementB-1
 Phillips
 Bit Sockets
 1/4" Drive4-4
 3/8" Drive4-14
 1/2" Drive4-28
 Screwdrivers8-1, 8-4, 8-5,
 8-7, 8-8, 8-11

 Pinch Bars10-9

 Pins
 Retaining, Impact Socket
 3/4" Drive5-19
 1" Drive5-24
 1-1/2" Drive5-27
 2-1/2" Drive5-28

 Pipe Tong, Chain6-81, 6-82

 Pipe Wrench6-81

 Plain Clamps14-2

 Plastic Handle Drivers
 1/4" Drive4-8
 3/8" Drive4-21

 Plastic Handle Ratchet4-19

 Pliers

 Battery9-1
 Cable Cutter9-8
 Chain Nose9-5, 9-6, 9-7
 Cutting, Diagonal9-3, 9-4
 Duckbill9-7
 Electrician's9-9, 9-10
 End Cutting Nippers9-4
 Flat Nose9-7
 Heavy Duty Cutting, Diagonal9-3
 Hose Clamp9-2
 Ignition9-1
 Lineman's9-4
 Lock Ring9-8
 Needle Nose9-6, 9-7
 Retaining Ring9-11 thru 9-17
 Slip Joint9-2
 Snips9-19
 Tongue & Groove9-1
 Wire Stripper9-9, 9-10
 Wiretwister9-18, 9-19

 Power Sockets
 Hex Driver5-14
 Magnetic Self-Tapping Screws
 1/4" Drive5-7
 3/8" Drive5-8
 1/2" Drive5-12

 Self-Tapping Screws

 1/4" Drive5-7

 Powerdrive Dead Blow Hammer10-13

 Pry Bars10-9

 Pullers
 2/3-Arm Convertible13-4, 13-5

Pullers (Cont.)

- 2-Arm 13-4, 13-4
- Attachments 13-7
- Bearing Separators 13-3, 13-8
- Bearing Splitters 13-8
- Blind Hole 13-3
- Collets 13-9
- Cone 13-7
- Gear and Pulley 13-7
- Hook 13-9
- Internal 13-7
- Locking Plier Adapter 13-9
- Pilot Bearing 13-8
- Posilock 13-1, 13-6
- Push 13-6
- Reversible 13-8
- Sets.....

 - 10 Ton 13-2
 - 13 Ton 13-1
 - 2/3-Arm 13-1
 - Blind Hole..... 13-3
 - Bearing Splitter 13-3
 - Cone 13-3
 - Reversible Sets 13-2
 - Slide Hammer 13-2
 - Multipurpose 13-1
 - Posilock 13-1

- Shaft Protectors 13-9
- Slide Hammer 13-1, 13-8

Punch

- Aligning 10-8
- Center 10-8
- Drift 10-4, 10-8
- Long Taper 10-8
- Pin 10-3, 10-4, 10-7
- Prick 10-8
- Roll Pin 10-4, 10-7
- Sets, Tool Steel 10-3, 10-4
- Starting 10-8
- Tool Steel..... 10-3, 10-4, 10-7,

Punch & Chisel Holder 10-5

Punch & Chisel Sets 10-1

R

Ratchet

- Flex Head
 - 1/4" Drive 4-7
 - 3/8" Drive 4-19, 4-20
 - 1/2" Drive 4-32
- Indexible
 - 1/4" Drive 4-7
 - 3/8" Drive 4-20
 - 1/2" Drive 4-32
- Plastic Handle
 - 3/8" Drive 4-19
- Repair Kits
 - 1/4" Drive 4-8
 - 3/8" Drive 4-22
 - 1/2" Drive 4-35
 - 3/4" Drive 4-39
 - 1" Drive 4-41
 - 1-1/2" Drive 4-41
- Round Head
 - 1/4" Drive 4-7
 - 3/8" Drive 4-20
 - 1/2" Drive 4-32

Ratchet, (Cont.)

- Scaffold
 - 1/2" Drive 4-33
- Spinner
 - 1/4" Drive 4-8
 - 3/8" Drive 4-22
 - 1/2" Drive 4-34
- Spud
 - 1/2" Drive 4-33
- Tear Drop
 - 1/4" Drive 4-6, 4-7
 - 3/8" Drive 4-19, 4-20
 - 1/2" Drive 4-32
 - 3/4" Drive 4-38
 - 1" Drive 4-40
 - 1-1/2" Drive 4-41
- Ratcheting Box Wrenches 6-53, 6-54
- Ratcheting Open End Wrenches ..6-64, 6-65
- Repair Kits, Ratchet
 - 1/4" Drive 4-8
 - 3/8" Drive 4-22
 - 1/2" Drive 4-35
 - 3/4" Drive 4-39
 - 1" Drive 4-41
 - 1-1/2" Drive 4-41
- Replacement Parts B-1
- Ret Ring
 - 3/4" Drive 5-19
 - 1" Drive 5-24
 - 1-1/2" Drive 5-27
- Retaining Ring Pliers 9-11 thru 9-17
- Retrieving Tools
 - Flexible Spring Tool 12-2
 - Magnetic 12-1
- Rings
 - O, Impact Sockets
 - 3/4" Drive 5-19
 - 1" Drive 5-24
 - 1-1/2" Drive 5-27
 - 2-1/2" Drive 5-28
 - Retaining Ring Impact Sockets
 - 3/4" Drive 5-19
 - 1" Drive 5-24
 - 1-1/2" Drive 5-27
 - 2-1/2" Drive 5-28
 - Tool Post 14-3
- Rivet Buster 10-6
- Roller Cabinets 2-2 thru 2-9
- Rolls, Vinyl 2-15
- Rubber Mallet 10-14

S

Safety Glasses 10-10

Saws, Hacksaw 12-5

Scaffold Ratchet 4-33

ScREW HEEL CLAMPS 14-2

Scrapers 16-19

Screw Extractors..... 12-2

Screw Starters 8-14

Screwdriver Bit Sockets..... 4-4, 4-14, 4-28

Screwdriver Handle Hex Keys..... 15-14

Screwdrivers

- Cushion Grip 8-10 thru 8-11
- Phillips..... 8-11
- Round Shank 8-10, 8-11
- Cabinet 8-11

Screwdrivers, (Cont.)

- Offset 8-15
- Plastic Handle 8-6 thru 8-9
 - Cabinet 8-6
 - Electricians' 8-10, 8-11
 - Phillips-Round 8-7,
 - Round Shank..... 8-6, 8-7, 8-9
 - Square Shank..... 8-6
 - Square Tip 8-9
 - Torx 8-9
- Sets 8-1 thru 8-5

Sets

- Chisels..... 10-2
- Hex Driver Sockets
 - 1/2" Drive 3-41
 - 1/4" Drive 3-8
 - 3/8" Drive 3-21, 3-22
- Hex Key, Allen 15-1 thru 15-15
- Impact
 - Hex Driver Sockets
 - 3/4" Drive 5-18
 - Sockets
 - 1/2" Drive 5-3 thru 5-5
 - 3/4" Drive 5-6
 - 3/8" Drive 5-1 thru 5-2
- Master 1-1 thru 1-33
- Nut Driver 8-12
- Punch..... 10-3, 10-4
- Punch & Chisel 10-1
- Retaining Ring Pliers..... 9-11 thru 9-18
- Screw Extractors 12-2
- Screwdriver 8-1 thru 8-5
- Screwdriver Socket
 - 1/2" Drive 3-41
 - 3/8" Drive 3-22
- Sockets and Drive Tools, Fractional
 - Black
 - 3/8" Drive 3-23
 - 1/2" Drive 3-42
 - Chrome
 - 1/4" Drive 3-1 thru 3-11
 - 3/8" Drive 3-12 thru 3-31
 - 1/2" Drive 3-31 thru 3-48
 - 3/4" Drive 3-49 thru 3-53
 - 1" Drive 3-54 thru 3-55
- Torx Driver
 - 1/4" Drive 3-8
 - 3/8" Drive 3-2
 - 1/2" Drive 3-412
- Wiretwist Pliers 9-18

Wrench

- Adjustable 6-71, 6-72
- Black Finish 6-22, 6-23, 6-27
 - 6-56, 6-71
- Box..... 6-43 thru 6-47
- Combination 6-9 thru 6-27
- Extra Long 6-9, 6-13
- Extra Short 6-24, 6-26
- Flare Nut..... 6-69
- Flex Head 6-28
- Ignition 6-60
- Long ..6-10 thru 6-12, 6-14 thru 6-23
- Midget 6-24, 6-26
- Miniature...6-24, 6-26, 6-46, 6-59, 6-60
- Ratcheting Wrench Combination ..6-1, 6-2
- Ratcheting Wrench, Box 6-3, 6-4
- Ratcheting Wrench, Stubby 6-4

Sets, (Cont.)	Sockets, (Cont.)	Striking Wrenches6-75 thru 6-77
Open End6-55 thru 6-61	Power, 1/4" Drive5-7	Stud Remover, 1/2" Drive4-34
Ratcheting Box6-46	Screwdriver	
Ratcheting Flare Nut6-69	1/4" Drive4-4	
Ratcheting Open End6-57	3/8" Drive4-14	
Satin Finish6-17 thru 6-21,	1/2" Drive4-28	
Short6-24 thru 6-27	Self-Tapping Screws, Magnetic Power	
Spanner6-79	1/4" Drive5-7	
Tappet6-58	3/8" Drive5-8	
Set-Up Wedges14-2	1/2" Drive5-12	
Sledge Hammers10-12, 10-15	Self-Tapping Screws, Power	
Sliding T-Handles	1/4" Drive5-7	
1/4" Drive4-6	Sets	
3/8" Drive4-21	Spark Plug	
1/2" Drive4-33	3/8" Drive4-11	
3/4" Drive4-39	1/2" Drive4-25	
1" Drive4-41	Torx Bit	
Slugging Wrenches6-76, 6-77	1/4" Drive4-4	
Snips, Tin9-19	3/8" Drive4-14	
Socket Bars2-14	1/2" Drive4-27	
Socket Clips2-14	Universal	
Sockets	3/8" Drive5-9	
Axel Nut, 3/4" Drive16-14	Universal, Black Oxide	
Bud Wheel5-18, 5-23	3/8" Drive4-15	
Crowfoot	1/2" Drive4-29	
3/8" Drive4-12, 4-18	Universal, Chrome	
1/2" Drive4-26	3/8" Drive4-11	
Flare Nut Crowfoot	1/2" Drive4-25	
3/8" Drive4-12	Universal, Impact	
1/2" Drive4-26	1/2" Drive5-13, 5-16	
Flex, Chrome	Sockets and Drive Tools	
3/8" Drive4-11, 4-15	Black	
1/2" Drive4-25, 4-29	3/8" Drive3-23	
Flex, Impact	1/2" Drive3-42	
3/8" Drive5-9, 5-11	Chrome	
1/2" Drive5-14, 5-16	1/4" Drive3-1 thru 3-11	
Hand, Black Oxide	3/8" Drive3-12 thru 3-31	
3/8" Drive4-15	1/2" Drive3-32 thru 3-48	
1/2" Drive4-29	3/4" Drive3-49 thru 3-53	
Hand, Chrome	1" Drive3-54 thru 3-55	
1/4" Drive4-1 thru 4-3, 4-5	Soft Face Hammer Tips10-13	
3/8" Drive4-9 thru 4-14,	Soft Face Hammers10-12	
4-16 thru 4-18	Spanner Wrenches	
1/2" Drive4-23 thru 4-25, 4-30, 4-31	Adjustable Face6-78	
3/4" Drive4-36 thru 4-37	Adjustable Hook6-79	
1" Drive4-40	Adjustable Pin6-79	
Hex Driver	Face6-78	
1/4" Drive4-3	Pin6-78	
3/8" Drive4-13, 4-18	Sets6-79	
1/2" Drive4-27, 4-31	Specialty Tools, Automotive16-1 thru 16-33	
Hex Driver Impact	Speeder Handles	
3/4" Drive5-20	1/4" Drive4-6	
Impact	3/8" Drive4-21	
3/8" Drive5-8 thru 5-9, 5-11	1/2" Drive4-33	
1/2" Drive5-12 thru 5-13, 5-15, 5-16	Spinners, Ratchet	
3/4" Drive5-17 thru 5-18, 5-20	1/4" Drive4-8	
1" Drive5-21 thru 5-23	3/8" Drive4-22	
1-1/2" Drive5-25 thru 5-26	1/2" Drive4-34	
2-1/2" Drive5-28	Spline Drive, No. 5	
No. 5 Spline Drive5-29	Impact Adapter5-29	
Sets5-1 thru 5-6	Impact Extension5-29	
Magnetic Power Self-Tapping Screws	Impact Universal Joint5-29	
1/4" Drive5-7	Spud Ratchet4-33	
3/8" Drive5-8	Square Throat C-Clamps11-2	
1/2" Drive5-12	Steel Chest*****	
Power Self-Tapping Screws	Storage, Tool2-1 thru 2-15	
1/4" Drive5-7	Strap Clamps14-1	

T

T-Handle Hey Keys15-12, 15-13
T-Handles
1/4" Drive4-6
3/8" Drive4-21
1/2" Drive4-33
3/4" Drive4-39
1" Drive4-41
Tapes, Measuring12-1
Tappet Wrenches6-65
Tin Snips9-19
Tips, Soft Face Hammer10-13
Tongs, Chain6-81, 6-82
Tongs, Pipe6-81, 6-82
Tool Bits4-5 thru 4-12
Tool Boxes2-1 thru 2-14
Tool Chests2-1 thru 2-12
Tool Post Fittings14-13
Tool Post Rings14-13
Tool Post Wedges14-13
Tool Storage2-1 thru 2-15
Torque Multiplier7-10 thru 7-11
Torque Testers, Electronic7-12
Torque Wrench
Clicker7-2 thru 7-3
Deflecting Beam7-6
Dial7-5, 7-6
Electronic7-8, 7-9
Electronic Torque Tester7-12
Interchangeable Heads, Electronic7-9
Micrometer Adjustable7-2, 7-3
Multiplier7-10 thru 7-11
Pre-Set7-3
Screwdriver7-3
Tubes7-3
Wire Dial Guard7-5
Torx
Bit Sockets
1/4" Drive4-4
3/8" Drive4-14
1/2" Drive4-27
Hex Keys15-4, 15-7, 15-9, 15-11
Screwdriver8-3, 8-9
Torx Driver Sockets
1/4" Drive4-4
3/8" Drive4-14
1/2" Drive4-27
Tote Trays2-14
T-Slot
Bolts14-3
Clamps14-1
Nuts14-4
Tube Flaring Tools16-20

U

U-Clamps14-2
U-Joint
Hand, Chrome
1/4" Drive4-8
3/8" Drive4-22
1/2" Drive4-34
3/4" Drive4-39

U-Joint, (Cont.)
 Impact
 3/8" Drive5-10
 1/2" Drive5-14
 3/4" Drive5-19
 1" Drive5-24
 1-1/2" Drive5-27
 No. 5 Spline Drive5-29
 Universal Adjustable Clamps14-1
 Universal Socket
 Hand
 3/8" Drive4-11, 4-15
 1/2" Drive4-25, 4-29
 Impact
 3/8" Drive5-9, 5-11
 1/2" Drive5-14, 5-16
 Utility Knife12-5

V

Vinyl Rolls.....2-15

W

Washers, T-Slot14-4
 Wedges
 Set-Up14-2
 Tool Post14-13
 Wrench
 Adjustable
 Black Finish6-71, 6-72
 Chrome6-71
 Construction.....6-75
 Cushion Grip6-71

Angle, 15° & 80° Miniature6-59,
 6-60, 6-67
 Black Oxide
 Adjustable6-71, 6-72
 Adjustable Construction6-75
 Check Nut, Thin6-79
 Combination6-22, 6-23,
 6-27, 6-36, 6-37, 6-41
 Construction.....6-75
 Open End, Double Head6-56, 6-64
 Open End, Single Head6-80
 Slugging6-76, 6-77
 Spanner6-78, 6-79
 Striking Face6-75, 6-76
 Structural6-75
 Box
 15° Long6-49, 6-50
 15° Short6-48
 45° Long6-51, 6-52
 45° Miniature6-52
 45° Short6-50
 Chain Wrench6-82
 Combination
 Extra Long6-29, 6-31
 Extra Short6-38, 6-40
 Flex Head6-42
 Long6-30 thru 6-37
 Satin Finish*****
 Short6-38 thru 6-41
 Adjustable6-75
 Black Oxide6-75
 Flare Nut6-68, 6-70
 Open End.....6-62 thru 6-64
 Open End Angle.....6-66 thru 6-67

Open End, Single Head6-80
 Pipe6-81
 Pump, Thin Pattern6-73, 6-79
 Ratcheting Box, 25° Offset.....6-53
 Ratcheting Box, Refrigeration6-54
 Ratcheting Open End.....6-64 thru 6-65
 Ratcheting Wrench Box End.....6-7,
 6-53, 6-54
 Ratcheting Wrench Combination....6-5, 6-6
 Ratcheting Wrench Stubby6-8
 Sets
 Adjustable6-71
 Box.....6-47
 Box 15°6-43, 6-44
 Box 45°6-45, 6-46
 Combination.....6-9 thru 6-27
 Extra Long6-9, 6-13
 Extra Short6-24, 6-26
 Flex Head6-28
 Long6-10 thru 6-12, 6-14 thru 6-23
 Midget6-24, 6-26
 Open End6-55 thru 6-61
 Ratcheting Box, 25° Offset6-46
 Ratcheting Flare Nut.....6-69
 Ratcheting Wrench.....6-1 thru 6-4
 Short6-24 thru 6-27
 Spanner6-78, 6-79
 Striking Face Box.....6-75 thru 6-77
 Structural6-74, 6-75
 Tappet, Double End6-65
 Torque7-1 thru 7-9

ARMSTRONG INDUSTRIAL HAND TOOLS

Product Number Index

10-004 — 10-996

10-004.....	4-1	10-711.....	4-3	11-016.....	4-9	11-418.....	4-11	11-882.....	4-14
10-005.....	4-1	10-712.....	4-3	11-018.....	4-9	11-420.....	4-11	11-884.....	4-14
10-006.....	4-1	10-713.....	4-3	11-020.....	4-9	11-501.....	4-11	11-886.....	4-14
10-007.....	4-1	10-714.....	4-3	11-022.....	4-9	11-504.....	4-11	11-888.....	4-14
10-008.....	4-1	10-743.....	4-3	11-024.....	4-9	11-512.....	4-11	11-915.....	4-20
10-009.....	4-1	10-744.....	4-3	11-026.....	4-9	11-514.....	4-11	11-918.....	4-19
10-010.....	4-1	10-745.....	4-3	11-028.....	4-9	11-516.....	4-11	11-921.....	4-21
10-011.....	4-1	10-746.....	4-3	11-030.....	4-9	11-518.....	4-11	11-922.....	4-21
10-012.....	4-1	10-747.....	4-3	11-032.....	4-9	11-520.....	4-11	11-923.....	4-21
10-014.....	4-1	10-748.....	4-3	11-108.....	4-9	11-522.....	4-11	11-925.....	4-21
10-016.....	4-1	10-749.....	4-3	11-110.....	4-9	11-524.....	4-11	11-927.....	4-21
10-018.....	4-1	10-750.....	4-3	11-111.....	4-9	11-708.....	4-13	11-928.....	4-21
10-106.....	4-1	10-751.....	4-3	11-112.....	4-9	11-709.....	4-13	11-929.....	4-21
10-107.....	4-1	10-752.....	4-3	11-114.....	4-9	11-710.....	4-13	11-931.....	4-21
10-108.....	4-1	10-753.....	4-3	11-116.....	4-9	11-711.....	4-13	11-935.....	4-21
10-109.....	4-1	10-754.....	4-3	11-118.....	4-9	11-712.....	4-13	11-938.....	4-21
10-110.....	4-1	10-801.....	4-4	11-119.....	4-9	11-713.....	4-13	11-943.....	4-21
10-111.....	4-1	10-802.....	4-4	11-120.....	4-9	11-714.....	4-13	11-945.....	4-22
10-112.....	4-1	10-821.....	4-4	11-122.....	4-9	11-715.....	4-13	11-947.....	4-22
10-114.....	4-1	10-822.....	4-4	11-124.....	4-9	11-748.....	4-13	11-951.....	4-22
10-116.....	4-1	10-823.....	4-4	11-126.....	4-9	11-750.....	4-13	11-952.....	4-22
10-118.....	4-1	10-868.....	4-4	11-128.....	4-9	11-751.....	4-13	11-963.....	4-22
10-204.....	4-2	10-870.....	4-4	11-130.....	4-9	11-752.....	4-13	11-972.....	4-19
10-205.....	4-2	10-872.....	4-4	11-132.....	4-9	11-753.....	4-13	11-973.....	4-19
10-206.....	4-2	10-874.....	4-4	11-208.....	4-10	11-754.....	4-13	11-974.....	4-19
10-207.....	4-2	10-876.....	4-4	11-210.....	4-10	11-755.....	4-13	11-978.....	4-19
10-208.....	4-2	10-878.....	4-4	11-211.....	4-10	11-802.....	4-14	11-979.....	4-19
10-209.....	4-2	10-880.....	4-4	11-212.....	4-10	11-803.....	4-14	11-982.....	4-22
10-210.....	4-2	10-915.....	4-7	11-214.....	4-10	11-805.....	4-14	11-983.....	4-22
10-211.....	4-2	10-918.....	4-6	11-216.....	4-10	11-821.....	4-14	11-990.....	4-22
10-212.....	4-2	10-921.....	4-6	11-218.....	4-10	11-822.....	4-14	11-991.....	4-22
10-214.....	4-2	10-922.....	4-6	11-220.....	4-10	11-825.....	4-14	11-992.....	4-20
10-216.....	4-2	10-923.....	4-6	11-222.....	4-10	11-828.....	4-14	11-994.....	4-20
10-218.....	4-2	10-924.....	4-6	11-224.....	4-10	11-842.....	4-12	11-996.....	4-20
10-306.....	4-2	10-925.....	4-6	11-226.....	4-10	11-843.....	4-12		
10-307.....	4-2	10-929.....	4-6	11-228.....	4-10	11-844.....	4-12		
10-308.....	4-2	10-931.....	4-6	11-230.....	4-10	11-845.....	4-12		
10-309.....	4-2	10-935.....	4-6	11-232.....	4-10	11-846.....	4-12		
10-310.....	4-2	10-938.....	4-6	11-308.....	4-10	11-847.....	4-12		
10-311.....	4-2	10-943.....	4-8	11-310.....	4-10	11-848.....	4-12		
10-312.....	4-2	10-945.....	4-8	11-311.....	4-10	11-849.....	4-12		
10-314.....	4-2	10-947.....	4-8	11-312.....	4-10	11-850.....	4-12		
10-316.....	4-2	10-952.....	4-8	11-314.....	4-10	11-851.....	4-12		
10-318.....	4-2	10-963.....	4-8	11-316.....	4-10	11-852.....	4-12		
10-406.....	4-3	10-972.....	4-6	11-318.....	4-10	11-853.....	4-12		
10-408.....	4-3	10-982.....	4-8	11-320.....	4-10	11-854.....	4-12		
10-410.....	4-3	10-983.....	4-8	11-322.....	4-10	11-855.....	4-12		
10-412.....	4-3	10-990.....	4-8	11-324.....	4-10	11-856.....	4-12		
10-703.....	4-3	10-992.....	4-7	11-326.....	4-10	11-857.....	4-12		
10-704.....	4-3	10-994.....	4-7	11-328.....	4-10	11-858.....	4-12		
10-705.....	4-3	10-996.....	4-7	11-330.....	4-10	11-859.....	4-12		
10-706.....	4-3			11-332.....	4-10	11-860.....	4-12		
10-707.....	4-3			11-408.....	4-11	11-870.....	4-14		
10-708.....	4-3			11-409.....	4-11	11-872.....	4-14		
10-709.....	4-3			11-410.....	4-11	11-874.....	4-14		
10-710.....	4-3			11-412.....	4-11	11-876.....	4-14		
				11-414.....	4-11	11-878.....	4-14		
				11-416.....	4-11	11-880.....	4-14		

11-008 — 11-996

12-012 — 12-996

12-012.....	4-23
12-014.....	4-23
12-016.....	4-23
12-018.....	4-23
12-020.....	4-23
12-022.....	4-23
12-024.....	4-23
12-026.....	4-23
12-028.....	4-23
12-030.....	4-23
12-032.....	4-23
12-034.....	4-23
12-036.....	4-23
12-038.....	4-23
12-040.....	4-23
12-042.....	4-23
12-044.....	4-23
12-046.....	4-23
12-048.....	4-23
12-112.....	4-23
12-114.....	4-23
12-116.....	4-23

12-118.....	4-23	12-416.....	4-25	12-884.....	4-27	13-176.....	4-36	15-000.....	1-2
12-119.....	4-23	12-418.....	4-25	12-886.....	4-27	13-328.....	4-36	15-001.....	1-2
12-120.....	4-23	12-420.....	4-25	12-888.....	4-27	13-330.....	4-36	15-005.....	1-4
12-121.....	4-23	12-422.....	4-25	12-890.....	4-27	13-332.....	4-36	15-006.....	1-4
12-122.....	4-23	12-424.....	4-25	12-892.....	4-28	13-334.....	4-36	15-010.....	1-6
12-124.....	4-23	12-426.....	4-25	12-893.....	4-28	13-336.....	4-36	15-011.....	1-6
12-125.....	4-23	12-428.....	4-25	12-907.....	4-33	13-340.....	4-36	15-015.....	1-7
12-126.....	4-23	12-432.....	4-25	12-915.....	4-32	13-342.....	4-36	15-016.....	1-7
12-128.....	4-23	12-504.....	4-25	12-917.....	4-33	13-344.....	4-36	15-017.....	1-7
12-130.....	4-23	12-516.....	4-25	12-918.....	4-33	13-346.....	4-36	15-020.....	1-8
12-132.....	4-23	12-518.....	4-25	12-921.....	4-33	13-348.....	4-36	15-021.....	1-8
12-134.....	4-23	12-520.....	4-25	12-923.....	4-33	13-352.....	4-36	15-022.....	1-8
12-136.....	4-23	12-522.....	4-25	12-924.....	4-33	13-918.....	4-38	15-025.....	1-9
12-138.....	4-23	12-524.....	4-25	12-927.....	4-33	13-922.....	4-39	15-026.....	1-9
12-140.....	4-23	12-713.....	4-27	12-935.....	4-33	13-923.....	4-39	15-027.....	1-9
12-142.....	4-23	12-714.....	4-27	12-938.....	4-33	13-925.....	4-39	15-030.....	1-10
12-144.....	4-23	12-715.....	4-27	12-945.....	4-34	13-938.....	4-39	15-031.....	1-10
12-146.....	4-23	12-716.....	4-27	12-947.....	4-34	13-947.....	4-39	15-032.....	1-10
12-148.....	4-23	12-717.....	4-27	12-948.....	4-34	13-951.....	4-39	15-035.....	1-11
12-212.....	4-24	12-718.....	4-27	12-951.....	4-34	13-952.....	4-39	15-036.....	1-11
12-214.....	4-24	12-719.....	4-27	12-952.....	4-34	13-972.....	4-38	15-037.....	1-11
12-216.....	4-24	12-721.....	4-27	12-963.....	4-35	13-990.....	4-39	15-040.....	1-12
12-218.....	4-24	12-753.....	4-27	12-972.....	4-32			15-041.....	1-12
12-220.....	4-24	12-754.....	4-27	12-973.....	4-32	14-134 — 14-966		15-042.....	1-12
12-222.....	4-24	12-755.....	4-27	12-974.....	4-32	14-134.....	4-40	15-045.....	1-13
12-224.....	4-24	12-757.....	4-27	12-982.....	4-35	14-136.....	4-40	15-046.....	1-13
12-226.....	4-24	12-758.....	4-27	12-983.....	4-35	14-140.....	4-40	15-047.....	1-13
12-228.....	4-24	12-759.....	4-27	12-988.....	4-33	14-142.....	4-40	15-050.....	1-14
12-230.....	4-24	12-802.....	4-28	12-990.....	4-35	14-144.....	4-40	15-051.....	1-14
12-232.....	4-24	12-803.....	4-28	12-991.....	4-35	14-146.....	4-40	15-052.....	1-14
12-234.....	4-24	12-805.....	4-28	12-992.....	4-32	14-148.....	4-40	15-055.....	1-15
12-236.....	4-24	12-821.....	4-28	12-994.....	4-32	14-152.....	4-40	15-056.....	1-15
12-238.....	4-24	12-822.....	4-28	12-996.....	4-32	14-154.....	4-40	15-057.....	1-15
12-240.....	4-24	12-825.....	4-28			14-156.....	4-40	15-060.....	1-16
12-242.....	4-24	12-828.....	4-28	13-124 — 13-990		14-158.....	4-40	15-061.....	1-16
12-244.....	4-24	12-840.....	4-26	13-124.....	4-36	14-160.....	4-40	15-062.....	1-16
12-246.....	4-24	12-841.....	4-26	13-126.....	4-36	14-164.....	4-40	15-065.....	1-17
12-248.....	4-24	12-842.....	4-26	13-128.....	4-36	14-168.....	4-40	15-066.....	1-17
12-312.....	4-24	12-843.....	4-26	13-130.....	4-36	14-170.....	4-40	15-070.....	1-18
12-314.....	4-24	12-844.....	4-26	13-132.....	4-36	14-172.....	4-40	15-071.....	1-18
12-316.....	4-24	12-845.....	4-26	13-134.....	4-36	14-176.....	4-40	15-075.....	1-19
12-318.....	4-24	12-846.....	4-26	13-136.....	4-36	14-180.....	4-40	15-076.....	1-19
12-320.....	4-24	12-847.....	4-26	13-138.....	4-36	14-182.....	4-40	15-080.....	1-20
12-322.....	4-24	12-848.....	4-26	13-140.....	4-36	14-184.....	4-40	15-081.....	1-20
12-324.....	4-24	12-849.....	4-26	13-142.....	4-36	14-188.....	4-40	15-085.....	1-21
12-326.....	4-24	12-850.....	4-26	13-144.....	4-36	14-194.....	4-40	15-086.....	1-21
12-328.....	4-24	12-851.....	4-26	13-146.....	4-36	14-196.....	4-40	15-087.....	1-21
12-330.....	4-24	12-852.....	4-26	13-148.....	4-36	14-200.....	4-40	15-090.....	1-22
12-332.....	4-24	12-853.....	4-26	13-150.....	4-36	14-212.....	4-40	15-091.....	1-22
12-334.....	4-24	12-854.....	4-26	13-152.....	4-36	14-906.....	4-40	15-095.....	1-23
12-336.....	4-24	12-859.....	4-26	13-154.....	4-36	14-918.....	4-40	15-096.....	1-23
12-338.....	4-24	12-860.....	4-26	13-156.....	4-36	14-924.....	4-40	15-097.....	1-23
12-340.....	4-24	12-861.....	4-26	13-158.....	4-36	14-926.....	4-40	15-200.....	3-1
12-342.....	4-24	12-862.....	4-26	13-160.....	4-36	14-938.....	4-41	15-205.....	3-2
12-344.....	4-24	12-863.....	4-26	13-164.....	4-36	14-939.....	4-41	15-210.....	3-3
12-346.....	4-24	12-866.....	4-26	13-166.....	4-36	14-940.....	4-41	15-215.....	3-4
12-348.....	4-24	12-867.....	4-26	13-168.....	4-36	14-951.....	4-41	15-216.....	3-5
12-410.....	4-25	12-878.....	4-27	13-170.....	4-36	14-966.....	4-41	15-220.....	3-5
12-412.....	4-25	12-880.....	4-27	13-172.....	4-36			15-225.....	3-6
12-414.....	4-25	12-882.....	4-27	13-174.....	4-36	15-000 — 15-810		15-230.....	3-6

15-235.....	3-6	15-590.....	3-40	16-844.....	2-14	18-009.....	5-7	19-318.....	4-15
15-240.....	3-7	15-595.....	3-40	16-845.....	2-14	18-010.....	5-7	19-320.....	4-15
15-245.....	3-7	15-600.....	3-40	16-846.....	2-14	18-011.....	5-7	19-322.....	4-15
15-250.....	3-7	15-605.....	3-41	16-847.....	2-14	18-012.....	5-7	19-324.....	4-15
15-255.....	3-7	15-610.....	3-41	16-848.....	2-14	18-014.....	5-7	19-326.....	4-15
15-260.....	3-8	15-615.....	3-41	16-880.....	2-11	18-016.....	5-7	19-328.....	4-15
15-265.....	3-8	15-620.....	3-41	16-881.....	2-11	18-036.....	5-7	19-330.....	4-15
15-270.....	3-8	15-700.....	3-49	16-882.....	2-11	18-038.....	5-7	19-332.....	4-15
15-300.....	3-12	15-705.....	3-50	16-883.....	2-10	18-039.....	5-7	19-408.....	5-9
15-305.....	3-12	15-710.....	3-50	16-884.....	2-4	18-040.....	5-7	19-414.....	5-9
15-310.....	3-13	15-715.....	3-51	16-885.....	2-4	18-042.....	5-7	19-416.....	5-9
15-315.....	3-13	15-735.....	3-51	16-886.....	2-4	18-044.....	5-7	19-418.....	5-9
15-320.....	3-14	15-740.....	3-51	16-887.....	2-10	18-046.....	5-7	19-512.....	4-15
15-325.....	3-14	15-800.....	3-54	16-888.....	2-4	18-076.....	5-7	19-514.....	4-15
15-330.....	3-15	15-805.....	3-54	16-889.....	2-10	18-078.....	5-7	19-516.....	4-15
15-331.....	3-15	15-810.....	3-55	16-900.....	2-7	18-079.....	5-7	19-518.....	4-15
15-335.....	3-16	16-600 —16-988		16-901.....	2-7	18-080.....	5-7	19-520.....	4-15
15-340.....	3-16	16-600.....	2-13	16-977.....	2-8	18-081.....	5-7	19-522.....	4-15
15-345.....	3-17	16-601.....	2-14	16-978.....	2-8	18-082.....	5-7	19-524.....	4-15
15-350.....	3-17	16-602.....	2-13	16-980.....	2-9	18-084.....	5-7	19-562.....	5-9
15-355.....	3-17	16-602.....	2-13	16-981.....	2-9	18-086.....	5-7	19-564.....	5-9
15-360.....	3-18	16-604.....	2-14	16-982.....	2-9	18-206.....	5-7	19-566.....	5-9
15-361.....	3-18	16-605.....	2-13	16-984.....	2-3	18-208.....	5-7	19-568.....	5-9
15-365.....	3-18	16-606.....	2-14	16-985.....	2-3	18-209.....	5-7	19-570.....	5-9
15-370.....	3-18	16-607.....	2-13	16-986.....	2-3	18-210.....	5-7	19-572.....	5-9
15-375.....	3-19	16-610.....	2-12	16-987.....	2-7	18-211.....	5-7	19-574.....	5-9
15-380.....	3-19	16-611.....	2-12	16-988.....	2-2	18-212.....	5-7	19-608.....	5-8
15-385.....	3-19	16-613.....	2-14	17-434 —17-598		18-214.....	5-7	19-610.....	5-8
15-390.....	3-19	16-615.....	2-14	17-434.....	5-29	18-216.....	5-7	19-611.....	5-8
15-395.....	3-20	16-617.....	2-12	17-436.....	5-29	18-921.....	5-7	19-612.....	5-8
15-400.....	3-20	16-620.....	2-12	17-440.....	5-29	18-923.....	5-7	19-614.....	5-8
15-405.....	3-20	16-621.....	2-14	17-442.....	5-29	18-972.....	4-6	19-616.....	5-8
15-415.....	3-20	16-622.....	2-5	17-444.....	5-29	19-080 —19-972		19-618.....	5-8
15-425.....	3-21	16-623.....	2-14	17-446.....	5-29	19-080.....	5-8	19-620.....	5-8
15-430.....	3-21	16-625.....	2-5	17-448.....	5-29	19-082.....	5-8	19-622.....	5-8
15-435.....	3-21	16-626.....	2-5	17-448.....	5-29	19-084.....	5-8	19-624.....	5-8
15-440.....	3-22	16-629.....	2-14	17-452.....	5-29	19-086.....	5-8	19-626.....	5-8
15-445.....	3-22	16-635.....	2-14	17-454.....	5-29	19-088.....	5-8	19-628.....	5-8
15-450.....	3-22	16-641.....	2-14	17-456.....	5-29	19-088.....	5-8	19-630.....	5-8
15-455.....	3-22	16-649.....	2-14	17-458.....	5-29	19-108.....	4-15	19-632.....	5-8
15-500.....	3-32	16-651.....	2-14	17-460.....	5-29	19-110.....	4-15	19-708.....	5-8
15-505.....	3-32	16-653.....	2-14	17-464.....	5-29	19-112.....	4-15	19-709.....	5-8
15-510.....	3-33	16-657.....	2-14	17-468.....	5-29	19-114.....	4-15	19-710.....	5-8
15-511.....	3-33	16-659.....	2-14	17-470.....	5-29	19-116.....	4-15	19-711.....	5-8
15-515.....	3-34	16-681.....	2-14	17-472.....	5-29	19-118.....	4-15	19-712.....	5-8
15-520.....	3-35	16-685.....	2-14	17-474.....	5-29	19-120.....	4-15	19-714.....	5-8
15-525.....	3-35	16-691.....	2-14	17-476.....	5-29	19-122.....	4-15	19-716.....	5-8
15-530.....	3-36	16-695.....	2-14	17-480.....	5-29	19-124.....	4-15	19-718.....	5-8
15-535.....	3-36	16-697.....	2-14	17-482.....	5-29	19-126.....	4-15	19-720.....	5-8
15-540.....	3-37	16-790.....	2-2	17-484.....	5-29	19-128.....	4-15	19-722.....	5-8
15-545.....	3-37	16-831.....	2-14	17-488.....	5-29	19-130.....	4-15	19-724.....	5-8
15-550.....	3-37	16-832.....	2-14	17-496.....	5-29	19-132.....	4-15	19-726.....	5-8
15-555.....	3-38	16-834.....	2-14	17-592.....	5-29	19-150.....	3-23	19-728.....	5-8
15-560.....	3-38	16-835.....	2-14	17-596.....	5-29	19-155.....	3-23	19-730.....	5-8
15-561.....	3-38	16-836.....	2-14	17-598.....	5-29	19-160.....	3-23	19-732.....	5-8
15-565.....	3-38	16-837.....	2-14	18-006 —18-972		19-308.....	4-15	19-890.....	5-1
15-570.....	3-39	16-838.....	2-14	18-006.....	5-7	19-310.....	4-15	19-894.....	5-1
15-575.....	3-39	16-839.....	2-14	18-007.....	5-7	19-312.....	4-15	19-895.....	5-1
15-580.....	3-39	16-841.....	2-14	18-008.....	5-7	19-314.....	4-15	19-918.....	4-19
15-585.....	3-40	16-843.....	2-14			19-316.....	4-15	19-922.....	5-9

19-923.....	5-9	20-230.....	5-12	20-724.....	5-13	21-222.....	5-17	22-028.....	5-21		
19-935.....	5-10	20-232.....	5-12	20-726.....	5-13	21-224.....	5-17	22-030.....	5-21		
19-936.....	5-10	20-234.....	5-12	20-728.....	5-13	21-226.....	5-17	22-032.....	5-21		
19-937.....	5-10	20-236.....	5-12	20-730.....	5-13	21-228.....	5-17	22-034.....	5-21		
19-940.....	5-10	20-238.....	5-12	20-732.....	5-13	21-230.....	5-17	22-036.....	5-21		
19-947.....	5-10	20-240.....	5-12	20-889.....	5-3	21-232.....	5-17	22-038.....	5-21		
19-952.....	5-10	20-242.....	5-12	20-893.....	5-4	21-234.....	5-17	22-040.....	5-21		
19-972.....	4-19	20-244.....	5-12	20-894.....	5-4	21-236.....	5-17	22-042.....	5-21		
20-012 — 20-996											
20-012.....	5-12	20-246.....	5-12	20-897.....	5-3	21-238.....	5-17	22-044.....	5-21		
20-014.....	5-12	20-248.....	5-12	20-899.....	5-4	21-240.....	5-17	22-046.....	5-21		
20-016.....	5-12	20-312.....	4-29	20-918.....	4-33	21-242.....	5-17	22-048.....	5-21		
20-018.....	5-12	20-314.....	4-29	20-923.....	5-14	21-244.....	5-17	22-050.....	5-21		
20-020.....	5-12	20-316.....	4-29	20-924.....	5-14	21-246.....	5-17	22-052.....	5-21		
20-022.....	5-12	20-318.....	4-29	20-935.....	5-14	21-246.....	5-18	22-054.....	5-21		
20-024.....	5-12	20-320.....	4-29	20-936.....	5-14	21-248.....	5-17	22-056.....	5-21		
20-026.....	5-12	20-322.....	4-29	20-937.....	5-14	21-250.....	5-17	22-058.....	5-21		
20-028.....	5-12	20-324.....	4-29	20-940.....	5-14	21-252.....	5-17	22-060.....	5-21		
20-030.....	5-12	20-326.....	4-29	20-947.....	5-14	21-254.....	5-17	22-062.....	5-21		
20-032.....	5-12	20-328.....	4-29	20-951.....	5-14	21-256.....	5-17	22-064.....	5-21		
20-034.....	5-12	20-330.....	4-29	20-952.....	5-14	21-258.....	5-17	22-066.....	5-21		
20-036.....	5-12	20-332.....	4-29	20-953.....	5-14	21-260.....	5-17	22-068.....	5-21		
20-038.....	5-12	20-334.....	4-29	20-959.....	5-14	21-262.....	5-17	22-070.....	5-21		
20-040.....	5-12	20-336.....	4-29	20-966.....	4-35	21-266.....	5-17	22-072.....	5-21		
20-042.....	5-12	20-340.....	4-29	20-972.....	4-32	21-420.....	5-18	22-074.....	5-21		
20-044.....	5-12	20-412.....	5-13	20-996.....	5-14	21-422.....	5-18	22-076.....	5-21		
20-046.....	5-12	20-414.....	5-13	21-016 — 21-972				21-424.....	5-18	22-078.....	5-21
20-048.....	5-12	20-416.....	5-13	21-016.....	5-17	21-428.....	5-18	22-080.....	5-21		
20-082.....	5-12	20-418.....	5-13	21-018.....	5-17	21-430.....	5-18	22-082.....	5-21		
20-084.....	5-12	20-420.....	5-13	21-018.....	5-17	21-432.....	5-18	22-084.....	5-21		
20-086.....	5-12	20-422.....	5-13	21-020.....	5-17	21-434.....	5-18	22-086.....	5-21		
20-088.....	5-12	20-424.....	5-13	21-022.....	5-17	21-436.....	5-18	22-088.....	5-21		
20-112.....	4-29	20-426.....	5-13	21-024.....	5-17	21-438.....	5-18	22-090.....	5-21		
20-114.....	4-29	20-428.....	5-13	21-026.....	5-17	21-440.....	5-18	22-092.....	5-21		
20-116.....	4-29	20-430.....	5-13	21-028.....	5-17	21-442.....	5-18	22-094.....	5-21		
20-118.....	4-29	20-432.....	5-13	21-030.....	5-17	21-446.....	5-18	22-096.....	5-21		
20-120.....	4-29	20-434.....	5-13	21-032.....	5-17	21-718.....	5-18	22-100.....	5-21		
20-122.....	4-29	20-436.....	5-13	21-034.....	5-17	21-719.....	5-18	22-104.....	5-21		
20-124.....	4-29	20-516.....	4-29	21-036.....	5-17	21-721.....	5-18	22-108.....	5-21		
20-126.....	4-29	20-518.....	4-29	21-038.....	5-17	21-723.....	5-18	22-112.....	5-21		
20-128.....	4-29	20-520.....	4-29	21-040.....	5-17	21-725.....	5-18	22-116.....	5-21		
20-130.....	4-29	20-522.....	4-29	21-042.....	5-17	21-893.....	5-6	22-118.....	5-21		
20-132.....	4-29	20-524.....	4-29	21-044.....	5-17	21-899.....	5-6	22-120.....	5-21		
20-134.....	4-29	20-564.....	5-13	21-046.....	5-17	21-918.....	4-38	22-122.....	5-21		
20-136.....	4-29	20-566.....	5-13	21-048.....	5-17	21-923.....	5-19	22-124.....	5-21		
20-140.....	4-29	20-568.....	5-13	21-050.....	5-17	21-924.....	5-19	22-126.....	5-21		
20-142.....	4-29	20-570.....	5-13	21-050.....	5-18	21-925.....	5-19	22-228.....	5-22		
20-144.....	4-29	20-572.....	5-13	21-052.....	5-17	21-947.....	5-19	22-230.....	5-22		
20-146.....	4-29	20-574.....	5-13	21-054.....	5-17	21-951.....	5-19	22-232.....	5-22		
20-148.....	4-29	20-576.....	5-13	21-056.....	5-17	21-952.....	5-19	22-234.....	5-22		
20-212.....	5-12	20-578.....	5-13	21-058.....	5-17	21-953.....	5-19	22-236.....	5-22		
20-214.....	5-12	20-580.....	5-13	21-060.....	5-17	21-962.....	5-19	22-238.....	5-22		
20-216.....	5-12	20-582.....	5-13	21-062.....	5-17	21-963.....	5-19	22-240.....	5-22		
20-218.....	5-12	20-650.....	3-42	21-064.....	5-17	21-964.....	5-19	22-242.....	5-22		
20-220.....	5-12	20-660.....	3-42	21-066.....	5-17	21-965.....	5-19	22-244.....	5-22		
20-222.....	5-12	20-712.....	5-13	21-068.....	5-17	21-967.....	5-19	22-246.....	5-22		
20-224.....	5-12	20-714.....	5-13	21-070.....	5-17	21-972.....	4-38	22-248.....	5-22		
20-226.....	5-12	20-716.....	5-13	21-072.....	5-17	22-024 — 22-965					
20-228.....	5-12	20-718.....	5-13	21-076.....	5-17	22-024.....	5-21	22-250.....	5-22		
		20-720.....	5-13	21-218.....	5-17	22-026.....	5-21	22-252.....	5-22		
		20-722.....	5-13	21-220.....	5-17			22-254.....	5-22		
								22-256.....	5-22		

22-258.....	5-22	23-102.....	5-25	23-316.....	5-26	24-256.....	5-28	25-242.....	6-30	
22-260.....	5-22	23-104.....	5-25	23-318.....	5-26	24-961.....	5-28	25-242.....	6-34	
22-262.....	5-22	23-106.....	5-25	23-320.....	5-26	24-962.....	5-28	25-244.....	6-30	
22-264.....	5-22	23-108.....	5-25	23-322.....	5-26	24-963.....	5-28	25-244.....	6-34	
22-266.....	5-22	23-110.....	5-25	23-324.....	5-26	25-004 — 25-824			25-246.....	6-30
22-268.....	5-22	23-112.....	5-25	23-326.....	5-26	25-004.....	6-39	25-246.....	6-34	
22-270.....	5-22	23-114.....	5-25	23-328.....	5-26	25-005.....	6-39	25-248.....	6-30	
22-272.....	5-22	23-116.....	5-25	23-330.....	5-26	25-006.....	6-39	25-248.....	6-34	
22-274.....	5-22	23-118.....	5-25	23-332.....	5-26	25-007.....	6-39	25-252.....	6-30	
22-276.....	5-22	23-120.....	5-25	23-334.....	5-26	25-008.....	6-39	25-252.....	6-34	
22-282.....	5-22	23-122.....	5-25	23-336.....	5-26	25-009.....	6-39	25-254.....	6-30	
22-288.....	5-22	23-124.....	5-25	23-338.....	5-26	25-010.....	6-39	25-254.....	6-34	
22-424.....	5-22	23-126.....	5-25	23-340.....	5-26	25-011.....	6-39	25-256.....	6-30	
22-426.....	5-22	23-128.....	5-25	23-344.....	5-26	25-012.....	6-39	25-256.....	6-34	
22-428.....	5-22	23-130.....	5-25	23-348.....	5-26	25-014.....	6-39	25-258.....	6-30	
22-430.....	5-22	23-132.....	5-25	23-352.....	5-26	25-016.....	6-39	25-258.....	6-34	
22-432.....	5-22	23-134.....	5-25	23-906.....	4-41	25-018.....	6-39	25-260.....	6-30	
22-436.....	5-22	23-136.....	5-25	23-924.....	5-26	25-020.....	6-39	25-260.....	6-34	
22-505.....	5-23	23-138.....	5-25	23-928.....	5-26	25-108.....	6-38	25-264.....	6-30	
22-906.....	4-40	23-140.....	5-25	23-947.....	5-27	25-110.....	6-38	25-264.....	6-34	
22-923.....	5-24	23-142.....	5-25	23-951.....	5-27	25-111.....	6-38	25-266.....	6-30	
22-925.....	5-24	23-144.....	5-25	23-962.....	5-27	25-112.....	6-38	25-266.....	6-34	
22-947.....	5-24	23-148.....	5-25	23-963.....	5-27	25-114.....	6-38	25-268.....	6-30	
22-951.....	5-24	23-152.....	5-25	23-964.....	5-27	25-116.....	6-38	25-268.....	6-34	
22-952.....	5-24	23-160.....	5-25	23-966.....	4-41	25-118.....	6-38	25-270.....	6-30	
22-962.....	5-24	23-244.....	5-26	24-064 — 24-963			25-119.....	6-38	25-270.....	6-34
22-963.....	5-24	23-246.....	5-26	24-064.....	5-28	25-120.....	6-38	25-272.....	6-30	
22-964.....	5-24	23-248.....	5-26	24-068.....	5-28	25-122.....	6-38	25-272.....	6-34	
22-965.....	5-24	23-250.....	5-26	24-072.....	5-28	25-124.....	6-38	25-276.....	6-30	
23-044 — 23-966			23-252.....	5-26	24-076.....	5-28	25-125.....	6-38	25-276.....	6-34
23-044.....	5-25	23-254.....	5-26	24-084.....	5-28	25-126.....	6-38	25-280.....	6-30	
23-046.....	5-25	23-256.....	5-26	24-088.....	5-28	25-128.....	6-38	25-280.....	6-34	
23-048.....	5-25	23-258.....	5-26	24-094.....	5-28	25-130.....	6-38	25-282.....	6-30	
23-050.....	5-25	23-260.....	5-26	24-096.....	5-28	25-132.....	6-38	25-282.....	6-34	
23-052.....	5-25	23-264.....	5-26	24-100.....	5-28	25-162.....	6-38	25-284.....	6-30	
23-054.....	5-25	23-266.....	5-26	24-104.....	5-28	25-164.....	6-38	25-284.....	6-34	
23-056.....	5-25	23-268.....	5-26	24-108.....	5-28	25-166.....	6-38	25-288.....	6-30	
23-058.....	5-25	23-270.....	5-26	24-112.....	5-28	25-168.....	6-38	25-288.....	6-34	
23-060.....	5-25	23-272.....	5-26	24-116.....	5-28	25-170.....	6-38	25-308.....	6-31	
23-062.....	5-25	23-274.....	5-26	24-120.....	5-28	25-172.....	6-38	25-310.....	6-31	
23-064.....	5-25	23-276.....	5-26	24-124.....	5-28	25-174.....	6-38	25-312.....	6-31	
23-066.....	5-25	23-278.....	5-26	24-128.....	5-28	25-208.....	6-30	25-314.....	6-31	
23-068.....	5-25	23-280.....	5-26	24-132.....	5-28	25-210.....	6-30	25-316.....	6-31	
23-070.....	5-25	23-282.....	5-26	24-136.....	5-28	25-211.....	6-30	25-318.....	6-31	
23-072.....	5-25	23-284.....	5-26	24-140.....	5-28	25-212.....	6-30	25-320.....	6-31	
23-074.....	5-25	23-286.....	5-26	24-144.....	5-28	25-214.....	6-30	25-322.....	6-31	
23-076.....	5-25	23-288.....	5-26	24-148.....	5-28	25-216.....	6-30	25-324.....	6-31	
23-078.....	5-25	23-290.....	5-26	24-148.....	5-28	25-218.....	6-30	25-326.....	6-31	
23-080.....	5-25	23-292.....	5-26	24-152.....	5-28	25-220.....	6-30	25-328.....	6-31	
23-082.....	5-25	23-294.....	5-26	24-156.....	5-28	25-222.....	6-30	25-330.....	6-31	
23-084.....	5-25	23-296.....	5-26	24-160.....	5-28	25-224.....	6-30	25-332.....	6-31	
23-086.....	5-25	23-298.....	5-26	24-164.....	5-28	25-226.....	6-30	25-412.....	6-29	
23-088.....	5-25	23-300.....	5-26	24-168.....	5-28	25-228.....	6-30	25-414.....	6-29	
23-090.....	5-25	23-302.....	5-26	24-172.....	5-28	25-230.....	6-30	25-416.....	6-29	
23-092.....	5-25	23-304.....	5-26	24-176.....	5-28	25-232.....	6-30	25-418.....	6-29	
23-094.....	5-25	23-306.....	5-26	24-184.....	5-28	25-234.....	6-30	25-420.....	6-29	
23-096.....	5-25	23-308.....	5-26	24-196.....	5-28	25-236.....	6-30	25-422.....	6-29	
23-098.....	5-25	23-310.....	5-26	24-208.....	5-28	25-238.....	6-30	25-424.....	6-29	
23-100.....	5-25	23-312.....	5-26	24-220.....	5-28	25-240.....	6-30	25-426.....	6-29	
		23-314.....	5-26	24-244.....	5-28			25-428.....	6-29	

25-430.....	6-29	25-814.....	6-6	26-769.....	6-49	27-602.....	6-54	27-907.....	6-67
25-432.....	6-29	25-816.....	6-6	26-775.....	6-49	27-603.....	6-54	27-908.....	6-67
25-458.....	6-34	25-818.....	6-6	26-778.....	6-49	27-604.....	6-54	27-909.....	6-67
25-460.....	6-34	25-820.....	6-6	26-793.....	6-49	27-605.....	6-47	27-910.....	6-67
25-462.....	6-34	25-822.....	6-6	26-799.....	6-49	27-607.....	6-4	27-911.....	6-67
25-464.....	6-34	25-824.....	6-6	26-849.....	6-43	27-608.....	6-47	27-912.....	6-67
25-466.....	6-34			26-852.....	6-43	27-609.....	6-3	27-914.....	6-67
25-468.....	6-34	26-007 —26-852				27-613.....	6-53	27-916.....	6-67
25-470.....	6-34	26-007.....	6-62	27-001 —27-945		27-614.....	6-53	27-918.....	6-67
25-472.....	6-34	26-022.....	6-62	27-001.....	6-52	27-616.....	6-53	27-920.....	6-67
25-474.....	6-34	26-031.....	6-62	27-016.....	6-52	27-617.....	6-53	27-937.....	6-59
25-476.....	6-34	26-034.....	6-62	27-019.....	6-52	27-619.....	6-53	27-942.....	6-60
25-478.....	6-34	26-043.....	6-62	27-031.....	6-52	27-620.....	6-53	27-943.....	6-60
25-480.....	6-34	26-046.....	6-62	27-110.....	6-8	27-622.....	6-53	27-945.....	6-59
25-482.....	6-34	26-058.....	6-62	27-111.....	6-8	27-624.....	6-53		
25-484.....	6-34	26-064.....	6-62	27-112.....	6-8	27-626.....	6-53	28-024 —28-901	
25-486.....	6-34	26-067.....	6-62	27-113.....	6-8	27-628.....	6-53	28-024.....	6-73
25-488.....	6-34	26-079.....	6-62	27-114.....	6-8	27-635.....	6-46	28-028.....	6-73
25-490.....	6-34	26-094.....	6-62	27-115.....	6-8	27-643.....	6-65	28-030.....	6-73
25-508.....	6-42	26-097.....	6-62	27-116.....	6-8	27-658.....	6-65	28-032.....	6-73
25-510.....	6-42	26-106.....	6-62	27-143.....	6-50	27-663.....	6-54	28-034.....	6-73
25-512.....	6-42	26-121.....	6-62	27-158.....	6-50	27-664.....	6-54	28-036.....	6-73
25-514.....	6-42	26-124.....	6-62	27-167.....	6-50	27-665.....	6-54	28-038.....	6-73
25-516.....	6-42	26-133.....	6-62	27-194.....	6-50	27-667.....	6-65	28-040.....	6-73
25-518.....	6-42	26-139.....	6-62	27-206.....	6-50	27-679.....	6-65	28-042.....	6-73
25-520.....	6-42	26-145.....	6-62	27-334.....	6-51	27-694.....	6-65	28-044.....	6-73
25-522.....	6-42	26-151.....	6-62	27-343.....	6-51	27-704.....	6-3	28-046.....	6-73
25-524.....	6-42	26-163.....	6-62	27-358.....	6-51	27-708.....	6-3	28-048.....	6-73
25-526.....	6-42	26-166.....	6-62	27-367.....	6-51	27-724.....	6-65	28-050.....	6-73
25-528.....	6-42	26-169.....	6-62	27-379.....	6-51	27-751.....	6-65	28-052.....	6-73
25-600.....	6-24	26-172.....	6-62	27-394.....	6-51	27-768.....	6-58	28-056.....	6-73
25-602.....	6-25	26-178.....	6-62	27-397.....	6-51	27-770.....	6-58	28-060.....	6-73
25-605.....	6-24	26-187.....	6-62	27-406.....	6-51	27-812.....	6-66	28-064.....	6-73
25-609.....	6-24	26-190.....	6-62	27-424.....	6-51	27-814.....	6-66	28-068.....	6-73
25-613.....	6-24	26-199.....	6-62	27-451.....	6-51	27-816.....	6-66	28-072.....	6-73
25-626.....	6-12	26-202.....	6-62	27-466.....	6-51	27-818.....	6-66	28-076.....	6-73
25-631.....	6-12	26-273.....	6-55	27-469.....	6-51	27-820.....	6-66	28-080.....	6-73
25-637.....	6-12	26-282.....	6-55	27-475.....	6-51	27-822.....	6-66	28-130.....	6-68
25-642.....	6-11	26-534.....	6-64	27-481.....	6-51	27-824.....	6-66	28-135.....	6-68
25-652.....	6-11	26-543.....	6-48	27-508.....	6-7	27-826.....	6-66	28-140.....	6-68
25-655.....	6-10	26-558.....	6-48	27-509.....	6-7	27-828.....	6-66	28-145.....	6-68
25-657.....	6-10	26-559.....	6-64	27-510.....	6-7	27-830.....	6-66	28-150.....	6-68
25-658.....	6-18	26-567.....	6-48	27-511.....	6-7	27-832.....	6-66	28-153.....	6-61
25-661.....	6-2	26-579.....	6-48	27-512.....	6-7	27-834.....	6-66	28-155.....	6-61
25-662.....	6-2	26-580.....	6-64	27-513.....	6-7	27-836.....	6-66	28-212.....	6-68
25-667.....	6-2	26-588.....	6-64	27-514.....	6-7	27-840.....	6-66	28-214.....	6-68
25-671.....	6-9	26-643.....	6-49	27-515.....	6-7	27-844.....	6-66	28-216.....	6-68
25-675.....	6-9	26-658.....	6-49	27-516.....	6-7	27-846.....	6-66	28-218.....	6-68
25-677.....	6-19	26-667.....	6-49	27-517.....	6-7	27-848.....	6-66	28-220.....	6-68
25-680.....	6-19	26-679.....	6-49	27-518.....	6-7	27-852.....	6-66	28-222.....	6-68
25-681.....	6-19	26-697.....	6-49	27-519.....	6-7	27-854.....	6-66	28-224.....	6-68
25-682.....	6-18	26-700.....	6-57	27-520.....	6-7	27-856.....	6-66	28-226.....	4-17
25-685.....	6-17	26-706.....	6-49	27-563.....	6-46	27-858.....	6-66	28-228.....	6-68
25-689.....	6-17	26-724.....	6-49	27-570.....	6-45	27-860.....	6-66	28-250.....	6-61
25-692.....	6-28	26-730.....	6-57	27-588.....	6-54	27-864.....	6-66	28-312.....	6-70
25-694.....	6-28	26-733.....	6-49	27-591.....	6-54	27-885.....	6-59	28-314.....	6-70
25-696.....	6-28	26-751.....	6-49	27-594.....	6-54	27-895.....	6-58	28-316.....	6-70
25-808.....	6-6	26-754.....	6-49	27-596.....	6-54	27-903.....	6-67	28-318.....	6-70
25-810.....	6-6	26-763.....	6-49	27-599.....	6-54	27-904.....	6-67	28-320.....	6-70
25-812.....	6-6	26-766.....	6-49	27-601.....	6-54	27-906.....	6-67	28-322.....	6-70

28-324.....	6-70
28-326.....	6-70
28-328.....	6-70
28-330.....	6-70
28-332.....	6-70
28-386.....	6-69
28-404.....	6-72
28-406.....	6-72
28-408.....	6-72
28-410.....	6-72
28-412.....	6-72
28-415.....	6-72
28-418.....	6-72
28-424.....	6-72
28-454.....	6-72
28-456.....	6-72
28-458.....	6-72
28-460.....	6-72
28-462.....	6-72
28-465.....	6-72
28-810.....	6-5
28-812.....	6-5
28-814.....	6-5
28-816.....	6-5
28-818.....	6-5
28-820.....	6-5
28-822.....	6-5
28-824.....	6-5
28-850.....	6-71
28-855.....	6-71
28-900.....	6-1
28-901.....	6-1

29-401 — 29-476

29-401.....	2-15
29-402.....	2-15
29-403.....	2-15
29-404.....	2-15
29-405.....	2-15
29-406.....	2-15
29-407.....	2-15
29-410.....	2-15
29-411.....	2-15
29-412.....	2-15
29-413.....	2-15
29-414.....	2-15
29-415.....	2-15
29-416.....	2-15
29-418.....	2-15
29-420.....	2-15
29-421.....	2-15
29-422.....	2-15
29-424.....	2-15
29-426.....	2-15
29-426.....	2-15
29-428.....	2-15
29-430.....	2-15
29-432.....	2-15
29-434.....	2-15
29-436.....	2-15

29-438.....	2-15
29-440.....	2-15
29-442.....	2-15
29-444.....	2-15
29-446.....	2-15
29-448.....	2-15
29-450.....	2-15
29-452.....	2-15
29-454.....	2-15
29-456.....	2-15
29-456.....	2-15
29-458.....	2-15
29-460.....	2-15
29-462.....	2-15
29-464.....	2-15
29-466.....	2-15
29-468.....	2-15
29-470.....	2-15
29-472.....	2-15
29-472.....	2-15
29-474.....	2-15
29-476.....	2-15

30-108 — 30-975

30-108.....	6-41
30-110.....	6-41
30-112.....	6-41
30-114.....	6-41
30-116.....	6-41
30-118.....	6-41
30-120.....	6-41
30-122.....	6-41
30-124.....	6-41
30-126.....	6-41
30-128.....	6-41
30-130.....	6-41
30-132.....	6-41
30-208.....	6-36
30-210.....	6-36
30-211.....	6-36
30-212.....	6-36
30-214.....	6-36
30-216.....	6-36
30-218.....	6-36
30-220.....	6-36
30-222.....	6-36
30-224.....	6-36
30-226.....	6-36
30-228.....	6-36
30-230.....	6-36
30-232.....	6-36
30-234.....	6-36
30-236.....	6-36
30-238.....	6-36
30-240.....	6-36
30-242.....	6-36
30-244.....	6-36
30-246.....	6-36
30-248.....	6-36
30-252.....	6-36

30-254.....	6-36
30-256.....	6-36
30-258.....	6-36
30-260.....	6-36
30-264.....	6-36
30-266.....	6-36
30-268.....	6-36
30-270.....	6-36
30-272.....	6-36
30-276.....	6-36
30-280.....	6-36
30-282.....	6-36
30-284.....	6-36
30-288.....	6-36
30-609.....	6-27
30-613.....	6-27
30-631.....	6-23
30-636.....	6-22
30-644.....	6-22
30-734.....	6-64
30-743.....	6-64
30-758.....	6-64
30-767.....	6-64
30-779.....	6-64
30-794.....	6-64
30-797.....	6-64
30-806.....	6-64
30-824.....	6-64
30-851.....	6-64
30-869.....	6-64
30-872.....	6-64
30-896.....	6-64
30-902.....	6-64
30-973.....	6-56
30-975.....	6-56

31-008 — 31-324

31-008.....	6-80
31-010.....	6-80
31-012.....	6-80
31-014.....	6-80
31-016.....	6-80
31-018.....	6-80
31-022.....	6-80
31-024.....	6-80
31-028.....	6-80
31-030.....	6-80
31-032.....	6-80
31-034.....	6-80
31-036.....	6-80
31-040.....	6-80
31-044.....	6-80
31-046.....	6-80
31-048.....	6-80
31-052.....	6-80
31-058.....	6-80
31-064.....	6-80
31-070.....	6-80
31-072.....	6-80
31-076.....	6-80

31-078.....	6-80
31-082.....	6-80
31-084.....	6-80
31-088.....	6-80
31-094.....	6-80
31-096.....	6-80
31-314.....	6-79
31-316.....	6-79
31-318.....	6-79
31-320.....	6-79
31-322.....	6-79
31-324.....	6-79

32-495 — 32-864

32-495.....	6-75
32-520.....	6-74
32-524.....	6-74
32-528.....	6-74
32-530.....	6-74
32-532.....	6-74
32-534.....	6-74
32-536.....	6-74
32-540.....	6-74
32-542.....	6-74
32-546.....	6-74
32-548.....	6-74
32-552.....	6-74
32-558.....	6-74
32-560.....	6-74
32-564.....	6-74
32-728.....	6-74
32-730.....	6-74
32-732.....	6-74
32-734.....	6-74
32-736.....	6-74
32-740.....	6-74
32-742.....	6-74
32-746.....	6-74
32-748.....	6-74
32-752.....	6-74
32-758.....	6-74
32-760.....	6-74
32-764.....	6-74
32-820.....	6-75
32-822.....	6-75
32-824.....	6-75
32-828.....	6-75
32-830.....	6-75
32-832.....	6-75
32-834.....	6-75
32-836.....	6-75
32-840.....	6-75
32-842.....	6-75
32-846.....	6-75
32-848.....	6-75
32-852.....	6-75
32-858.....	6-75
32-860.....	6-75
32-864.....	6-75

33-034 — 33-624

33-034.....	6-75
33-036.....	6-75
33-038.....	6-75
33-040.....	6-75
33-042.....	6-75
33-044.....	6-75
33-046.....	6-75
33-048.....	6-75
33-052.....	6-75
33-054.....	6-75
33-056.....	6-75
33-058.....	6-75
33-060.....	6-75
33-062.....	6-75
33-064.....	6-75
33-068.....	6-75
33-070.....	6-75
33-072.....	6-75
33-074.....	6-75
33-076.....	6-75
33-080.....	6-75
33-082.....	6-75
33-084.....	6-75
33-088.....	6-75
33-092.....	6-75
33-094.....	6-75
33-096.....	6-75
33-100.....	6-75
33-340.....	6-76
33-342.....	6-76
33-344.....	6-76
33-346.....	6-76
33-348.....	6-76
33-352.....	6-76
33-354.....	6-76
33-356.....	6-76
33-358.....	6-76
33-360.....	6-76
33-364.....	6-76
33-366.....	6-76
33-368.....	6-76
33-370.....	6-76
33-372.....	6-76
33-376.....	6-76
33-378.....	6-76
33-380.....	6-76
33-382.....	6-76
33-384.....	6-76
33-388.....	6-76
33-390.....	6-76
33-394.....	6-76
33-396.....	6-76
33-400.....	6-76
33-408.....	6-76
33-412.....	6-76
33-420.....	6-76
33-424.....	6-76
33-432.....	6-76

33-436.....	6-76	34-310.....	6-79	38-010.....	4-16	38-314.....	4-17	39-030.....	4-30
33-444.....	6-76	34-313.....	6-79	38-011.....	4-16	38-315.....	4-17	39-032.....	4-30
33-448.....	6-76	34-351.....	6-79	38-012.....	4-16	38-316.....	4-17	39-036.....	4-30
33-452.....	6-76	34-354.....	6-79	38-013.....	4-16	38-317.....	4-17	39-110.....	4-30
33-460.....	6-76	34-358.....	6-79	38-014.....	4-16	38-318.....	4-17	39-111.....	4-30
33-468.....	6-76	34-361.....	6-79	38-015.....	4-16	38-319.....	4-17	39-112.....	4-30
33-472.....	6-76	34-363.....	6-79	38-016.....	4-16	38-320.....	4-17	39-113.....	4-30
33-476.....	6-76	34-366.....	6-79	38-017.....	4-16	38-321.....	4-17	39-114.....	4-30
33-484.....	6-76	34-376.....	6-79	38-018.....	4-16	38-322.....	4-17	39-115.....	4-30
33-492.....	6-76	34-404.....	6-72	38-019.....	4-16	38-323.....	4-17	39-116.....	4-30
33-534.....	6-77	34-406.....	6-72	38-020.....	4-16	38-326.....	4-17	39-117.....	4-30
33-540.....	6-77	34-408.....	6-72	38-021.....	4-16	38-705.....	4-18	39-118.....	4-30
33-546.....	6-77	34-410.....	6-72	38-022.....	4-16	38-707.....	4-18	39-119.....	4-30
33-552.....	6-77	34-412.....	6-72	38-023.....	4-16	38-709.....	4-18	39-120.....	4-30
33-558.....	6-77	34-415.....	6-72	38-026.....	4-16	38-711.....	4-18	39-121.....	4-30
33-564.....	6-77	34-418.....	6-72	38-106.....	4-16	38-712.....	4-18	39-122.....	4-30
33-570.....	6-77	34-850.....	6-71	38-107.....	4-16	38-713.....	4-18	39-123.....	4-30
33-576.....	6-77			38-108.....	4-16	38-714.....	4-18	39-124.....	4-30
33-582.....	6-77	37-004 —37-713		38-109.....	4-16	38-715.....	4-18	39-125.....	4-30
33-588.....	6-77	37-004.....	4-5	38-110.....	4-16	38-747.....	4-18	39-126.....	4-30
33-594.....	6-77	37-004.....	4-5	38-111.....	4-16	38-749.....	4-18	39-127.....	4-30
33-600.....	6-77	37-006.....	4-5	38-112.....	4-16	38-751.....	4-18	39-128.....	4-30
33-612.....	6-77	37-007.....	4-5	38-113.....	4-16	38-752.....	4-18	39-129.....	4-30
33-624.....	6-77	37-008.....	4-5	38-114.....	4-16	38-753.....	4-18	39-130.....	4-30
		37-009.....	4-5	38-115.....	4-16	38-754.....	4-18	39-132.....	4-30
34-101 —34-850		37-010.....	4-5	38-116.....	4-16	38-755.....	4-18	39-136.....	4-30
34-101.....	6-78	37-011.....	4-5	38-117.....	4-16	38-850.....	4-18	39-310.....	4-31
34-104.....	6-78	37-012.....	4-5	38-118.....	4-16	38-851.....	4-18	39-311.....	4-31
34-107.....	6-78	37-013.....	4-5	38-119.....	4-16	38-852.....	4-18	39-312.....	4-31
34-110.....	6-78	37-014.....	4-5	38-120.....	4-16	38-853.....	4-18	39-313.....	4-31
34-113.....	6-78	37-015.....	4-5	38-121.....	4-16	38-854.....	4-18	39-314.....	4-31
34-116.....	6-78	37-081.....	4-5	38-122.....	4-16	38-855.....	4-18	39-315.....	4-31
34-119.....	6-78	37-083.....	4-5	38-123.....	4-16	38-856.....	4-18	39-316.....	4-31
34-121.....	6-78	37-204.....	4-5	38-126.....	4-16	38-857.....	4-18	39-317.....	4-31
34-124.....	6-78	37-205.....	4-5	38-206.....	4-17	38-858.....	4-18	39-318.....	4-31
34-127.....	6-78	37-206.....	4-5	38-207.....	4-17	38-859.....	4-18	39-319.....	4-31
34-130.....	6-78	37-207.....	4-5	38-208.....	4-17	38-861.....	4-18	39-320.....	4-31
34-133.....	6-78	37-208.....	4-5	38-209.....	4-17	38-862.....	4-18	39-321.....	4-31
34-136.....	6-78	37-209.....	4-5	38-210.....	4-17			39-322.....	4-31
34-151.....	6-78	37-210.....	4-5	38-211.....	4-17	39-010 —39-762		39-323.....	4-31
34-154.....	6-78	37-211.....	4-5	38-212.....	4-17	39-010.....	4-30	39-324.....	4-31
34-157.....	6-78	37-212.....	4-5	38-213.....	4-17	39-011.....	4-30	39-325.....	4-31
34-201.....	6-78	37-213.....	4-5	38-214.....	4-17	39-012.....	4-30	39-326.....	4-31
34-204.....	6-78	37-214.....	4-5	38-215.....	4-17	39-013.....	4-30	39-327.....	4-31
34-207.....	6-78	37-215.....	4-5	38-216.....	4-17	39-014.....	4-30	39-328.....	4-31
34-210.....	6-78	37-281.....	4-5	38-217.....	4-17	39-015.....	4-30	39-329.....	4-31
34-213.....	6-78	37-283.....	4-5	38-218.....	4-17	39-016.....	4-30	39-330.....	4-31
34-216.....	6-78	37-703.....	4-5	38-219.....	4-17	39-017.....	4-30	39-332.....	4-31
34-219.....	6-78	37-704.....	4-5	38-220.....	4-17	39-018.....	4-30	39-711.....	4-31
34-222.....	6-78	37-705.....	4-5	38-221.....	4-17	39-019.....	4-30	39-713.....	4-31
34-225.....	6-78	37-707.....	4-5	38-222.....	4-17	39-020.....	4-30	39-715.....	4-31
34-228.....	6-78	37-709.....	4-5	38-223.....	4-17	39-021.....	4-30	39-717.....	4-31
34-231.....	6-78	37-711.....	4-5	38-306.....	4-17	39-022.....	4-30	39-719.....	4-31
34-234.....	6-78	37-713.....	4-5	38-307.....	4-17	39-023.....	4-30	39-722.....	4-31
34-237.....	6-78			38-308.....	4-17	39-024.....	4-30	39-724.....	4-31
34-240.....	6-78	38-006 —38-862		38-309.....	4-17	39-025.....	4-30	39-751.....	4-31
34-243.....	6-78	38-006.....	4-16	38-310.....	4-17	39-026.....	4-30	39-753.....	4-31
34-301.....	6-79	38-007.....	4-16	38-311.....	4-17	39-027.....	4-30	39-755.....	4-31
34-305.....	6-79	38-008.....	4-16	38-312.....	4-17	39-028.....	4-30	39-757.....	4-31
34-307.....	6-79	38-009.....	4-16	38-313.....	4-17	39-029.....	4-30	39-759.....	4-31

39-762..... 4-31

40-119 —40-360

40-119..... 4-37
 40-120..... 4-37
 40-121..... 4-37
 40-122..... 4-37
 40-123..... 4-37
 40-124..... 4-37
 40-125..... 4-37
 40-126..... 4-37
 40-127..... 4-37
 40-128..... 4-37
 40-129..... 4-37
 40-130..... 4-37
 40-132..... 4-37
 40-135..... 4-37
 40-136..... 4-37
 40-138..... 4-37
 40-141..... 4-37
 40-142..... 4-37
 40-146..... 4-37
 40-150..... 4-37
 40-154..... 4-37
 40-155..... 4-37
 40-158..... 4-37
 40-160..... 4-37
 40-319..... 4-37
 40-322..... 4-37
 40-323..... 4-37
 40-324..... 4-37
 40-327..... 4-37
 40-330..... 4-37
 40-332..... 4-37
 40-335..... 4-37
 40-336..... 4-37
 40-338..... 4-37
 40-341..... 4-37
 40-346..... 4-37
 40-350..... 4-37
 40-355..... 4-37
 40-360..... 4-37

44-000 —44-720

44-000..... 1-24
 44-001..... 1-24
 44-002..... 1-24
 44-005..... 1-25
 44-006..... 1-25
 44-007..... 1-25
 44-010..... 1-26
 44-011..... 1-26
 44-012..... 1-26
 44-015..... 1-27
 44-016..... 1-27
 44-017..... 1-27
 44-020..... 1-28
 44-021..... 1-28
 44-022..... 1-28
 44-025..... 1-29

44-026..... 1-29
 44-027..... 1-29
 44-030..... 1-30
 44-031..... 1-30
 44-035..... 1-31
 44-036..... 1-31
 44-040..... 1-32
 44-041..... 1-32
 44-045..... 1-33
 44-046..... 1-33
 44-047..... 1-44
 44-200..... 3-9
 44-205..... 3-10
 44-210..... 3-10
 44-215..... 3-11
 44-220..... 3-11
 44-225..... 3-11
 44-300..... 3-24
 44-305..... 3-24
 44-310..... 3-25
 44-315..... 3-26
 44-320..... 3-27
 44-325..... 3-27
 44-330..... 3-28
 44-335..... 3-28
 44-340..... 3-28
 44-345..... 3-29
 44-346..... 3-29
 44-350..... 3-29
 44-355..... 3-29
 44-360..... 3-30
 44-365..... 3-30
 44-370..... 3-30
 44-375..... 3-31
 44-380..... 3-31
 44-385..... 3-31
 44-500..... 3-43
 44-505..... 3-43
 44-510..... 3-44
 44-515..... 3-44
 44-520..... 3-45
 44-525..... 3-45
 44-530..... 3-46
 44-535..... 3-46
 44-540..... 3-46
 44-545..... 3-47
 44-546..... 3-47
 44-550..... 3-47
 44-555..... 3-48
 44-560..... 3-48
 44-565..... 3-48
 44-700..... 3-52
 44-705..... 3-52
 44-710..... 3-53
 44-715..... 3-53
 44-720..... 3-53

46-110 —46-910

46-110..... 5-11
 46-111..... 5-11

46-112..... 5-11
 46-113..... 5-11
 46-114..... 5-11
 46-115..... 5-11
 46-116..... 5-11
 46-117..... 5-11
 46-118..... 5-11
 46-119..... 5-11
 46-606..... 5-11
 46-607..... 5-11
 46-608..... 5-11
 46-609..... 5-11
 46-610..... 5-11
 46-611..... 5-11
 46-612..... 5-11
 46-613..... 5-11
 46-614..... 5-11
 46-615..... 5-11
 46-616..... 5-11
 46-617..... 5-11
 46-618..... 5-11
 46-619..... 5-11
 46-620..... 5-11
 46-621..... 5-11
 46-622..... 5-11
 46-623..... 5-11
 46-624..... 5-11
 46-706..... 5-11
 46-707..... 5-11
 46-708..... 5-11
 46-709..... 5-11
 46-710..... 5-11
 46-711..... 5-11
 46-712..... 5-11
 46-713..... 5-11
 46-714..... 5-11
 46-715..... 5-11
 46-716..... 5-11
 46-717..... 5-11
 46-718..... 5-11
 46-719..... 5-11
 46-720..... 5-11
 46-721..... 5-11
 46-722..... 5-11
 46-723..... 5-11
 46-724..... 5-11
 46-890..... 5-2
 46-891..... 5-2
 46-898..... 5-2
 46-910..... 5-2

47-008 —47-913

47-008..... 5-15
 47-009..... 5-15
 47-010..... 5-15
 47-011..... 5-15
 47-012..... 5-15
 47-013..... 5-15
 47-014..... 5-15
 47-015..... 5-15

47-016..... 5-15
 47-017..... 5-15
 47-018..... 5-15
 47-019..... 5-15
 47-020..... 5-15
 47-021..... 5-15
 47-022..... 5-15
 47-023..... 5-15
 47-024..... 5-15
 47-025..... 5-15
 47-026..... 5-15
 47-027..... 5-15
 47-028..... 5-15
 47-029..... 5-15
 47-030..... 5-15
 47-032..... 5-15
 47-033..... 5-15
 47-034..... 5-15
 47-035..... 5-15
 47-036..... 5-15
 47-110..... 5-16
 47-111..... 5-16
 47-112..... 5-16
 47-113..... 5-16
 47-114..... 5-16
 47-115..... 5-16
 47-116..... 5-16
 47-117..... 5-16
 47-118..... 5-16
 47-119..... 5-16
 47-121..... 5-16
 47-122..... 5-16
 47-124..... 5-16
 47-208..... 5-15
 47-209..... 5-15
 47-210..... 5-15
 47-211..... 5-15
 47-212..... 5-15
 47-213..... 5-15
 47-214..... 5-15
 47-215..... 5-15
 47-216..... 5-15
 47-217..... 5-15
 47-218..... 5-15
 47-219..... 5-15
 47-220..... 5-15
 47-221..... 5-15
 47-222..... 5-15
 47-223..... 5-15
 47-224..... 5-15
 47-225..... 5-15
 47-226..... 5-15
 47-227..... 5-15
 47-228..... 5-15
 47-229..... 5-15
 47-230..... 5-15
 47-232..... 5-15
 47-234..... 5-15
 47-235..... 5-15
 47-236..... 5-15

47-893..... 5-5
 47-897..... 5-5
 47-913..... 5-5

48-017 —48-893

48-017..... 5-20
 48-019..... 5-20
 48-020..... 5-20
 48-021..... 5-20
 48-022..... 5-20
 48-023..... 5-20
 48-024..... 5-20
 48-025..... 5-20
 48-026..... 5-20
 48-027..... 5-20
 48-028..... 5-20
 48-030..... 5-20
 48-031..... 5-20
 48-032..... 5-20
 48-033..... 5-20
 48-034..... 5-20
 48-035..... 5-20
 48-036..... 5-20
 48-037..... 5-20
 48-038..... 5-20
 48-041..... 5-20
 48-042..... 5-20
 48-043..... 5-20
 48-046..... 5-20
 48-050..... 5-20
 48-219..... 5-20
 48-221..... 5-20
 48-222..... 5-20
 48-223..... 5-20
 48-224..... 5-20
 48-226..... 5-20
 48-227..... 5-20
 48-230..... 5-20
 48-232..... 5-20
 48-233..... 5-20
 48-235..... 5-20
 48-236..... 5-20
 48-238..... 5-20
 48-241..... 5-20
 48-243..... 5-20
 48-719..... 5-20
 48-722..... 5-20
 48-724..... 5-20
 48-725..... 5-20
 48-726..... 5-20
 48-893..... 5-6

49-019 —49-065

49-019..... 5-23
 49-022..... 5-23
 49-024..... 5-23
 49-027..... 5-23
 49-028..... 5-23
 49-030..... 5-23
 49-032..... 5-23

49-033.....	5-23	52-227.....	6-32	52-482.....	6-35	53-162.....	6-63	54-510.....	6-7		
49-036.....	5-23	52-228.....	6-32	52-600.....	6-26	53-175.....	6-63	54-511.....	6-7		
49-041.....	5-23	52-229.....	6-32	52-601.....	6-26	53-270.....	6-56	54-512.....	6-7		
49-046.....	5-23	52-230.....	6-32	52-605.....	6-26	53-273.....	6-55	54-513.....	6-7		
49-050.....	5-23	52-232.....	6-32	52-607.....	6-25	53-534.....	6-65	54-514.....	6-7		
49-055.....	5-23	52-236.....	6-32	52-619.....	6-25	53-555.....	6-65	54-515.....	6-7		
49-060.....	5-23	52-241.....	6-32	52-623.....	6-16	53-561.....	6-65	54-516.....	6-7		
49-065.....	5-23	52-246.....	6-32	52-627.....	6-16	53-585.....	6-65	54-517.....	6-7		
52-004 — 52-819											
52-004.....	6-40	52-250.....	6-32	52-630.....	6-15	53-591.....	6-65	54-518.....	6-7		
52-005.....	6-40	52-306.....	6-33	52-631.....	6-15	53-616.....	6-50	54-519.....	6-7		
52-006.....	6-40	52-307.....	6-33	52-632.....	6-15	53-622.....	6-50	54-520.....	6-7		
52-007.....	6-40	52-308.....	6-33	52-634.....	6-14	53-634.....	6-50	54-521.....	6-7		
52-008.....	6-40	52-309.....	6-33	52-638.....	6-14	53-652.....	6-50	54-522.....	6-7		
52-083.....	6-40	52-310.....	6-33	52-644.....	6-13	53-661.....	6-50	54-523.....	6-7		
52-109.....	6-39	52-311.....	6-33	52-667.....	6-2	53-667.....	6-50	54-571.....	6-45		
52-110.....	6-39	52-312.....	6-33	52-671.....	6-13	53-685.....	6-50	54-573.....	6-45		
52-111.....	6-39	52-313.....	6-33	52-677.....	6-21	53-691.....	6-50	54-587.....	6-54		
52-112.....	6-39	52-314.....	6-33	52-679.....	6-21	53-700.....	6-57	54-590.....	6-54		
52-113.....	6-39	52-315.....	6-33	52-682.....	6-20	53-715.....	6-50	54-593.....	6-54		
52-114.....	6-39	52-316.....	6-33	52-684.....	6-20	53-719.....	6-50	54-596.....	6-54		
52-115.....	6-39	52-317.....	6-33	52-686.....	6-20	53-727.....	6-50	54-599.....	6-54		
52-116.....	6-39	52-318.....	6-33	52-806.....	6-6	53-742.....	6-50	54-602.....	6-54		
52-117.....	6-39	52-319.....	6-33	52-807.....	6-6	53-762.....	6-50	54-605.....	6-54		
52-118.....	6-39	52-410.....	6-31	52-808.....	6-6	53-775.....	6-50	54-607.....	6-4		
52-119.....	6-39	52-411.....	6-31	52-809.....	6-6	53-841.....	6-44	54-608.....	6-47		
52-120.....	6-39	52-412.....	6-31	52-810.....	6-6	53-843.....	6-44	54-609.....	6-3		
52-121.....	6-39	52-413.....	6-31	52-811.....	6-6	53-845.....	6-44	54-637.....	6-53		
52-160.....	6-40	52-414.....	6-31	52-811.....	6-6	54-016 — 54-950					
52-161.....	6-40	52-415.....	6-31	52-812.....	6-6	54-016.....	6-52	54-640.....	6-53		
52-162.....	6-40	52-416.....	6-31	52-813.....	6-6	54-110.....	6-8	54-643.....	6-53		
52-163.....	6-40	52-417.....	6-31	52-814.....	6-6	54-111.....	6-8	54-646.....	6-53		
52-164.....	6-40	52-418.....	6-31	52-815.....	6-6	54-112.....	6-8	54-649.....	6-53		
52-165.....	6-40	52-419.....	6-31	52-816.....	6-6	54-113.....	6-8	54-652.....	6-53		
52-166.....	6-40	52-420.....	6-31	52-817.....	6-6	54-114.....	6-8	54-655.....	6-53		
52-167.....	6-40	52-421.....	6-31	52-818.....	6-6	54-115.....	6-8	54-668.....	6-46		
52-168.....	6-40	52-456.....	6-35	52-819.....	6-6	54-116.....	6-8	54-808.....	6-5		
52-169.....	6-40	52-457.....	6-35	53-009 — 53-845				54-117.....	6-8	54-810.....	6-5
52-206.....	6-32	52-458.....	6-35	53-009.....	6-63	54-118.....	6-8	54-811.....	6-5		
52-207.....	6-32	52-459.....	6-35	53-016.....	6-63	54-119.....	6-8	54-812.....	6-5		
52-208.....	6-32	52-460.....	6-35	53-019.....	6-63	54-322.....	6-52	54-813.....	6-5		
52-209.....	6-32	52-461.....	6-35	53-022.....	6-63	54-334.....	6-52	54-814.....	6-5		
52-210.....	6-32	52-462.....	6-35	53-025.....	6-63	54-352.....	6-52	54-815.....	6-5		
52-211.....	6-32	52-463.....	6-35	53-034.....	6-63	54-355.....	6-52	54-816.....	6-5		
52-212.....	6-32	52-464.....	6-35	53-046.....	6-63	54-361.....	6-52	54-817.....	6-5		
52-213.....	6-32	52-465.....	6-35	53-052.....	6-63	54-364.....	6-52	54-819.....	6-5		
52-214.....	6-32	52-466.....	6-35	53-055.....	6-63	54-367.....	6-52	54-902.....	6-67		
52-215.....	6-32	52-467.....	6-35	53-061.....	6-63	54-385.....	6-52	54-906.....	6-67		
52-216.....	6-32	52-468.....	6-35	53-064.....	6-63	54-391.....	6-52	54-907.....	6-67		
52-217.....	6-32	52-469.....	6-35	53-067.....	6-63	54-406.....	6-52	54-908.....	6-67		
52-218.....	6-32	52-470.....	6-35	53-082.....	6-63	54-415.....	6-52	54-909.....	6-67		
52-219.....	6-32	52-471.....	6-35	53-085.....	6-63	54-418.....	6-52	54-910.....	6-67		
52-220.....	6-32	52-472.....	6-35	53-091.....	6-63	54-419.....	6-52	54-911.....	6-67		
52-221.....	6-32	52-473.....	6-35	53-096.....	6-63	54-433.....	6-52	54-941.....	6-60		
52-222.....	6-32	52-474.....	6-35	53-106.....	6-63	54-445.....	6-52	54-950.....	6-1		
52-223.....	6-32	52-475.....	6-35	53-115.....	6-63	54-462.....	6-52	55-307 — 55-387			
52-224.....	6-32	52-476.....	6-35	53-119.....	6-63	54-475.....	6-52	55-307.....	6-70		
52-225.....	6-32	52-477.....	6-35	53-127.....	6-63	54-504.....	6-4	55-308.....	6-70		
52-226.....	6-32	52-478.....	6-35	53-142.....	6-63	54-508.....	6-7	55-309.....	6-70		
		52-479.....	6-35	53-145.....	6-63	54-509.....	6-7	55-310.....	6-70		
		52-480.....	6-35								

55-311.....	6-70
55-312.....	6-70
55-313.....	6-70
55-314.....	6-70
55-315.....	6-70
55-316.....	6-70
55-317.....	6-70
55-318.....	6-70
55-319.....	6-70
55-321.....	6-70
55-322.....	6-70
55-323.....	6-70
55-324.....	6-70
55-386.....	6-69
55-387.....	6-69

56-206 — 56-628

56-206.....	6-37
56-207.....	6-37
56-208.....	6-37
56-209.....	6-37
56-210.....	6-37
56-211.....	6-37
56-212.....	6-37
56-213.....	6-37
56-214.....	6-37
56-215.....	6-37
56-216.....	6-37
56-217.....	6-37
56-218.....	6-37
56-219.....	6-37
56-220.....	6-37
56-221.....	6-37
56-222.....	6-37
56-223.....	6-37
56-224.....	6-37
56-628.....	6-23

59-032 — 59-380

59-032.....	6-76
59-036.....	6-76
59-041.....	6-76
59-046.....	6-76
59-050.....	6-76
59-055.....	6-76
59-060.....	6-76
59-065.....	6-76
59-070.....	6-76
59-075.....	6-76
59-080.....	6-76
59-332.....	6-77
59-336.....	6-77
59-341.....	6-77
59-346.....	6-77
59-350.....	6-77
59-355.....	6-77
59-360.....	6-77
59-365.....	6-77
59-370.....	6-77
59-375.....	6-77

59-380.....	6-77
-------------	------

64-002 — 64-844

64-002.....	7-3
64-005.....	7-3
64-031.....	7-2
64-032.....	7-2
64-038.....	7-2
64-041.....	7-2
64-042.....	7-2
64-046.....	7-2
64-049.....	7-2
64-081.....	7-2
64-082.....	7-2
64-084.....	7-2
64-085.....	7-2
64-086.....	7-2
64-089.....	7-2
64-094.....	7-3
64-095.....	7-3
64-099.....	7-3
64-152.....	7-3
64-154.....	7-3
64-156.....	7-3
64-158.....	7-3
64-212.....	7-3
64-221.....	7-3
64-226.....	7-3
64-236.....	7-3
64-238.....	7-3
64-302.....	7-5
64-303.....	7-9
64-304.....	7-9
64-305.....	7-9
64-306.....	7-9
64-307.....	7-9
64-308.....	7-9
64-309.....	7-9
64-310.....	7-9
64-311.....	7-9
64-312.....	7-9
64-313.....	7-9
64-314.....	7-9
64-315.....	7-9
64-316.....	7-9
64-317.....	7-9
64-318.....	7-9
64-319.....	7-9
64-320.....	7-9
64-321.....	7-9
64-322.....	7-9
64-323.....	7-9
64-324.....	7-9
64-325.....	7-9
64-326.....	7-9
64-327.....	7-9
64-328.....	7-9
64-329.....	7-9
64-330.....	7-9
64-331.....	7-9

64-332.....	7-9
64-333.....	7-9
64-334.....	7-9
64-335.....	7-9
64-336.....	7-9
64-337.....	7-9
64-338.....	7-9
64-339.....	7-9
64-340.....	7-9
64-341.....	7-9
64-342.....	7-9
64-352.....	7-5
64-355.....	7-5
64-358.....	7-5
64-402.....	7-5
64-405.....	7-5
64-407.....	7-5
64-452.....	7-5
64-455.....	7-5
64-458.....	7-5
64-502.....	7-5
64-505.....	7-6
64-555.....	7-8
64-565.....	7-8
64-568.....	7-8
64-578.....	7-8
64-623.....	7-12
64-633.....	7-12
64-637.....	7-12
64-647.....	7-12
64-657.....	7-12
64-720.....	7-6
64-730.....	7-6
64-740.....	7-6
64-830.....	7-10
64-832.....	7-10
64-833.....	7-10
64-834.....	7-10
64-836.....	7-10
64-840.....	7-11
64-842.....	7-11
64-844.....	7-11

66-102 — 66-962

66-102.....	8-6
66-103.....	8-6
66-105.....	8-6
66-106.....	8-6
66-108.....	8-6
66-109.....	8-6
66-150.....	8-8
66-152.....	8-7
66-153.....	8-7
66-155.....	8-7
66-156.....	8-7
66-158.....	8-7
66-161.....	8-7
66-164.....	8-7
66-202.....	8-6

66-202.....	8-8
66-203.....	8-6
66-205.....	8-6
66-206.....	8-6
66-208.....	8-6
66-209.....	8-6
66-211.....	8-6
66-212.....	8-6
66-214.....	8-6
66-215.....	8-6
66-217.....	8-6
66-218.....	8-6
66-220.....	8-6
66-221.....	8-6
66-223.....	8-6
66-224.....	8-6
66-226.....	8-6
66-227.....	8-6
66-230.....	8-8
66-232.....	8-8
66-253.....	8-7
66-253.....	8-8
66-255.....	8-7
66-256.....	8-7
66-258.....	8-7
66-259.....	8-7
66-261.....	8-7
66-262.....	8-7
66-265.....	8-7
66-267.....	8-7
66-268.....	8-7
66-270.....	8-7
66-271.....	8-7
66-304.....	8-9
66-305.....	8-9
66-306.....	8-9
66-321.....	8-9
66-323.....	8-9
66-324.....	8-9
66-326.....	8-9
66-327.....	8-9
66-329.....	8-9
66-330.....	8-9
66-332.....	8-9
66-501.....	8-10
66-502.....	8-10
66-504.....	8-10
66-505.....	8-10
66-507.....	8-10
66-509.....	8-10
66-510.....	8-10
66-521.....	8-11
66-524.....	8-11
66-526.....	8-11
66-527.....	8-11
66-528.....	8-11
66-530.....	8-11
66-541.....	8-10
66-544.....	8-10
66-546.....	8-10

66-547.....	8-10
66-550.....	8-10
66-553.....	8-10
66-561.....	8-11
66-563.....	8-11
66-564.....	8-11
66-567.....	8-11
66-570.....	8-11
66-601.....	8-15
66-603.....	8-15
66-604.....	8-3
66-605.....	8-15
66-606.....	8-2
66-607.....	8-15
66-608.....	8-3
66-609.....	8-15
66-610.....	8-2
66-611.....	8-1
66-612.....	8-5
66-613.....	8-15
66-614.....	8-5
66-615.....	8-5
66-618.....	8-3
66-619.....	8-4
66-620.....	8-1
66-626.....	8-2
66-639.....	8-4
66-806.....	8-13
66-807.....	8-13
66-808.....	8-13
66-809.....	8-13
66-810.....	8-13
66-811.....	8-13
66-812.....	8-13
66-814.....	8-13
66-816.....	8-13
66-818.....	8-13
66-820.....	8-13
66-829.....	8-13
66-831.....	8-13
66-832.....	8-13
66-833.....	8-13
66-834.....	8-13
66-835.....	8-13
66-836.....	8-13
66-837.....	8-13
66-838.....	8-13
66-839.....	8-13
66-840.....	8-13
66-843.....	8-12
66-845.....	8-12
66-847.....	8-12
66-848.....	8-12
66-921.....	8-14
66-924.....	8-14
66-927.....	8-14
66-933.....	8-14
66-936.....	8-14
66-943.....	8-14
66-962.....	8-14

67-063 — 67-983

67-063.....	9-4
67-065.....	9-4
67-067.....	9-4
67-069.....	9-4
67-071.....	9-4
67-101.....	9-3
67-103.....	9-3
67-109.....	9-3
67-113.....	9-3
67-123.....	9-3
67-155.....	9-3
67-159.....	9-3
67-161.....	9-3
67-163.....	9-3
67-173.....	9-4
67-175.....	9-4
67-183.....	9-4
67-184.....	9-3
67-195.....	9-4
67-197.....	9-4
67-240.....	9-5
67-241.....	9-5
67-253.....	9-5
67-255.....	9-5
67-257.....	9-5
67-259.....	9-5
67-303.....	9-5
67-305.....	9-5
67-307.....	9-5
67-323.....	9-7
67-331.....	9-6
67-357.....	9-6
67-367.....	9-6
67-369.....	9-6
67-370.....	9-7
67-401.....	9-6
67-441.....	9-7
67-503.....	9-7
67-535.....	9-4
67-555.....	9-8
67-565.....	9-8
67-657.....	9-2
67-659.....	9-2
67-661.....	9-2
67-667.....	9-2
67-669.....	9-2
67-671.....	9-2
67-687.....	9-2
67-699.....	9-2
67-717.....	9-1
67-777.....	9-1
67-779.....	9-1
67-781.....	9-1
67-783.....	9-1
67-785.....	9-1
67-789.....	9-1
67-791.....	9-1
67-830.....	9-1

67-831.....	9-1
67-850.....	9-8
67-889.....	9-9
67-891.....	9-9
67-895.....	9-9
67-901.....	9-9
67-905.....	9-10
67-908.....	9-10
67-910.....	9-10
67-911.....	9-10
67-912.....	9-10
67-917.....	9-12
67-923.....	9-12
67-927.....	9-12
67-929.....	9-12
67-935.....	9-12
67-965.....	9-12
67-971.....	9-12
67-973.....	9-12
67-977.....	9-12
67-983.....	9-12

68-001 — 68-540

68-001.....	9-14
68-002.....	9-14
68-003.....	9-14
68-004.....	9-14
68-005.....	9-14
68-006.....	9-14
68-007.....	9-14
68-008.....	9-14
68-009.....	9-14
68-010.....	9-14
68-011.....	9-14
68-012.....	9-14
68-015.....	9-13
68-016.....	9-13
68-025.....	9-12
68-026.....	9-12
68-027.....	9-12
68-028.....	9-12
68-029.....	9-12
68-030.....	9-12
68-031.....	9-12
68-032.....	9-12
68-033.....	9-12
68-034.....	9-12
68-035.....	9-12
68-036.....	9-12
68-040.....	9-11
68-045.....	9-15
68-046.....	9-15
68-047.....	9-15
68-048.....	9-15
68-049.....	9-15
68-050.....	9-15
68-056.....	9-14
68-065.....	9-15
68-067.....	9-15
68-069.....	9-16

68-070.....	9-16
68-071.....	9-16
68-074.....	9-16
68-075.....	9-16
68-076.....	9-16
68-079.....	9-16
68-080.....	9-17
68-082.....	9-17
68-083.....	9-17
68-090.....	9-17
68-092.....	9-17
68-095.....	9-17
68-097.....	9-17
68-163.....	9-18
68-171.....	9-18
68-175.....	9-18
68-177.....	9-19
68-179.....	9-19
68-191.....	9-18
68-199.....	9-18
68-241.....	9-19
68-251.....	9-19
68-253.....	9-19
68-255.....	9-19
68-261.....	9-19
68-263.....	9-19
68-271.....	9-19
68-273.....	9-19
68-275.....	9-19
68-278.....	9-19
68-310.....	12-5
68-312.....	12-5
68-445.....	12-1
68-516.....	10-11
68-524.....	10-11
68-532.....	10-11
68-540.....	10-11

69-001 — 69-990

69-001.....	10-12
69-003.....	10-12
69-009.....	10-12
69-011.....	10-12
69-013.....	10-12
69-017.....	10-12
69-019.....	10-12
69-025.....	10-12
69-027.....	10-12
69-031.....	10-12
69-033.....	10-12
69-065.....	10-12
69-069.....	10-12
69-141.....	10-13
69-142.....	10-13
69-143.....	10-13
69-145.....	10-13
69-146.....	10-13
69-148.....	10-13
69-149.....	10-13
69-151.....	10-13

69-152.....	10-13
69-153.....	10-13
69-155.....	10-13
69-156.....	10-13
69-158.....	10-13
69-159.....	10-13
69-161.....	10-13
69-162.....	10-13
69-163.....	10-13
69-165.....	10-13
69-166.....	10-13
69-168.....	10-13
69-169.....	10-13
69-171.....	10-13
69-172.....	10-13
69-173.....	10-13
69-175.....	10-13
69-176.....	10-13
69-178.....	10-13
69-179.....	10-13
69-181.....	10-13
69-182.....	10-13
69-183.....	10-13
69-185.....	10-13
69-186.....	10-13
69-188.....	10-13
69-189.....	10-13
69-308.....	10-15
69-350.....	10-15
69-404.....	10-10
69-406.....	10-10
69-408.....	10-10
69-410.....	10-10
69-412.....	10-10
69-440.....	10-10
69-442.....	10-10
69-444.....	10-10
69-446.....	10-10
69-448.....	10-10
69-450.....	10-10
69-452.....	10-10
69-454.....	10-10
69-480.....	10-15
69-485.....	10-15
69-490.....	10-14
69-501.....	10-13
69-503.....	10-13
69-505.....	10-13
69-507.....	10-13
69-513.....	10-14
69-515.....	10-14
69-517.....	10-14
69-530.....	10-11
69-531.....	10-11
69-532.....	10-11
69-533.....	10-11
69-534.....	10-11
69-540.....	10-11
69-541.....	10-11
69-542.....	10-11

69-543.....	10-11
69-547.....	10-11
69-550.....	10-12
69-551.....	10-12
69-552.....	10-12
69-554.....	10-12
69-605.....	10-14
69-621.....	10-14
69-623.....	10-14
69-625.....	10-14
69-643.....	10-15
69-645.....	10-15
69-647.....	10-15
69-649.....	10-15
69-651.....	10-15
69-653.....	10-15
69-655.....	10-15
69-990.....	10-10

70-000 — 70-970

70-000.....	10-5
70-041.....	10-7
70-042.....	10-7
70-043.....	10-7
70-044.....	10-7
70-045.....	10-7
70-047.....	10-7
70-049.....	10-7
70-101.....	10-7
70-103.....	10-7
70-105.....	10-7
70-107.....	10-7
70-109.....	10-7
70-110.....	10-7
70-112.....	10-7
70-114.....	10-7
70-116.....	10-7
70-118.....	10-7
70-120.....	10-7
70-122.....	10-7
70-124.....	10-7
70-126.....	10-7
70-128.....	10-7
70-129.....	10-7
70-131.....	10-7
70-133.....	10-7
70-153.....	10-8
70-155.....	10-8
70-157.....	10-8
70-159.....	10-8
70-161.....	10-8
70-163.....	10-8
70-165.....	10-8
70-167.....	10-8
70-187.....	10-8
70-189.....	10-8
70-191.....	10-8
70-193.....	10-8
70-195.....	10-8
70-197.....	10-8

78-440.....	11-3
78-441.....	11-3
78-442.....	11-3
78-443.....	11-3
78-601.....	11-4
78-602.....	11-4
78-603.....	11-4
78-604.....	11-4
78-606.....	11-4
78-608.....	11-4
78-610.....	11-4
78-612.....	11-4
78-631.....	11-4
78-632.....	11-4
78-633.....	11-4
78-634.....	11-4
78-636.....	11-4
78-638.....	11-4
78-640.....	11-4
78-642.....	11-4
78-671.....	11-4
78-672.....	11-4
78-673.....	11-4
78-674.....	11-4

79-401 —79-867

79-401.....	14-1
79-403.....	14-1
79-405.....	14-1
79-421.....	14-1
79-422.....	14-1
79-424.....	14-1
79-425.....	14-1
79-446.....	14-1
79-448.....	14-1
79-454.....	14-2
79-455.....	14-2
79-456.....	14-2
79-457.....	14-2
79-458.....	14-2
79-459.....	14-2
79-460.....	14-2
79-461.....	14-2
79-464.....	14-2
79-466.....	14-2
79-468.....	14-2
79-469.....	14-2
79-470.....	14-2
79-474.....	14-2
79-476.....	14-2
79-478.....	14-2
79-493.....	14-2
79-495.....	14-2
79-496.....	14-2
79-551.....	14-3
79-555.....	14-3
79-559.....	14-3
79-561.....	14-3
79-565.....	14-3
79-569.....	14-3

79-587.....	14-3
79-591.....	14-3
79-595.....	14-3
79-599.....	14-3
79-601.....	14-3
79-603.....	14-3
79-605.....	14-3
79-607.....	14-3
79-611.....	14-3
79-627.....	14-3
79-631.....	14-3
79-635.....	14-3
79-639.....	14-3
79-641.....	14-3
79-643.....	14-3
79-645.....	14-3
79-647.....	14-3
79-649.....	14-3
79-651.....	14-3
79-653.....	14-3
79-655.....	14-3
79-659.....	14-3
79-679.....	14-3
79-683.....	14-3
79-685.....	14-3
79-687.....	14-3
79-689.....	14-3
79-691.....	14-3
79-693.....	14-3
79-695.....	14-3
79-697.....	14-3
79-699.....	14-3
79-703.....	14-3
79-727.....	14-3
79-729.....	14-3
79-731.....	14-3
79-735.....	14-3
79-739.....	14-3
79-743.....	14-3
79-757.....	14-3
79-759.....	14-3
79-761.....	14-3
79-763.....	14-3
79-765.....	14-3
79-767.....	14-3
79-771.....	14-3
79-825.....	14-4
79-827.....	14-4
79-829.....	14-4
79-831.....	14-4
79-841.....	14-4
79-843.....	14-4
79-845.....	14-4
79-847.....	14-4
79-849.....	14-4
79-859.....	14-4
79-861.....	14-4
79-863.....	14-4
79-865.....	14-4
79-867.....	14-4

86-001 —86-685

86-001.....	14-5
86-003.....	14-5
86-005.....	14-5
86-007.....	14-5
86-011.....	14-5
86-013.....	14-5
86-041.....	14-5
86-043.....	14-5
86-045.....	14-5
86-047.....	14-5
86-051.....	14-5
86-053.....	14-5
86-055.....	14-5
86-257.....	14-5
86-259.....	14-5
86-261.....	14-5
86-263.....	14-5
86-265.....	14-5
86-291.....	14-6
86-293.....	14-6
86-295.....	14-6
86-297.....	14-6
86-299.....	14-6
86-391.....	14-6
86-393.....	14-6
86-395.....	14-6
86-397.....	14-6
86-399.....	14-6
86-401.....	14-6
86-421.....	14-6
86-423.....	14-6
86-425.....	14-6
86-427.....	14-6
86-471.....	14-6
86-473.....	14-6
86-475.....	14-6
86-477.....	14-6
86-479.....	14-6
86-531.....	14-7
86-533.....	14-7
86-537.....	14-7
86-539.....	14-7
86-541.....	14-7
86-543.....	14-8
86-545.....	14-8
86-547.....	14-8
86-549.....	14-8
86-551.....	14-8
86-559.....	14-7
86-561.....	14-7
86-563.....	14-7
86-565.....	14-7
86-567.....	14-7
86-569.....	14-8
86-571.....	14-8
86-573.....	14-8
86-575.....	14-8
86-577.....	14-8

86-583.....	14-7
86-585.....	14-7
86-587.....	14-7
86-589.....	14-7
86-591.....	14-7
86-593.....	14-8
86-595.....	14-8
86-597.....	14-8
86-599.....	14-8
86-601.....	14-8
86-605.....	14-9
86-607.....	14-9
86-608.....	14-9
86-651.....	14-9
86-653.....	14-9
86-655.....	14-9
86-659.....	14-9
86-681.....	14-9
86-683.....	14-9
86-685.....	14-9

87-401 —87-755

87-401.....	14-10
87-402.....	14-10
87-403.....	14-10
87-404.....	14-10
87-405.....	14-10
87-421.....	14-10
87-422.....	14-10
87-423.....	14-10
87-424.....	14-10
87-425.....	14-10
87-441.....	14-11
87-442.....	14-11
87-443.....	14-11
87-444.....	14-11
87-461.....	14-11
87-462.....	14-11
87-463.....	14-11
87-464.....	14-11
87-465.....	14-11
87-491.....	14-11
87-492.....	14-11
87-493.....	14-11
87-521.....	14-11
87-523.....	14-11
87-551.....	14-12
87-552.....	14-11
87-552.....	14-12
87-553.....	14-12
87-601.....	14-10
87-602.....	14-10
87-603.....	14-10
87-605.....	14-10
87-621.....	14-10
87-622.....	14-10
87-623.....	14-10
87-624.....	14-10
87-625.....	14-10
87-721.....	14-12

87-722.....	14-12
87-723.....	14-12
87-724.....	14-12
87-725.....	14-12
87-727.....	14-12
87-751.....	14-12
87-752.....	14-12
87-753.....	14-12
87-755.....	14-12

89-001 —89-443

89-001.....	11-5
89-002.....	11-5
89-003.....	11-5
89-004.....	11-5
89-005.....	11-5
89-006.....	11-5
89-007.....	11-5
89-008.....	11-5
89-009.....	11-5
89-010.....	11-5
89-011.....	11-5
89-012.....	11-5
89-014.....	11-5
89-015.....	11-5
89-016.....	11-5
89-021.....	11-5
89-022.....	11-5
89-023.....	11-5
89-024.....	11-5
89-025.....	11-5
89-026.....	11-5
89-027.....	11-5
89-028.....	11-5
89-029.....	11-5
89-030.....	11-5
89-031.....	11-5
89-032.....	11-5
89-034.....	11-5
89-035.....	11-5
89-036.....	11-5
89-401.....	14-13
89-403.....	14-13
89-421.....	14-13
89-423.....	14-13
89-441.....	14-13
89-443.....	14-13

ALLEN® HEX KEYS AND SETS

56004.....	15-11	56188.....	15-3	57024.....	15-5	57327.....	15-12	57677.....	15-3
56008.....	15-5	56190.....	15-1	57026.....	15-5	57328.....	15-12	57678.....	15-3
56009.....	15-4	56191.....	15-1	57028.....	15-5	57329.....	15-12	57679.....	15-3
56011.....	15-11	56192.....	15-1	57030.....	15-5	57400.....	15-14	57680.....	15-3
56013.....	15-11	56193.....	15-1	57031.....	15-5	57402.....	15-14	57681.....	15-3
56014.....	15-11	56194.....	15-1	57032.....	15-5	57404.....	15-14	57682.....	15-3
56015.....	15-11	56195.....	15-1	57034.....	15-5	57406.....	15-14	57683.....	15-3
56018.....	15-11	56196.....	15-1	57036.....	15-5	57408.....	15-14	57684.....	15-3
56026.....	15-10	56197.....	15-1	57038.....	15-5	57410.....	15-14	57750.....	15-3
56028.....	15-10	56198.....	15-1	57040.....	15-5	57412.....	15-14	57751.....	15-3
56030.....	15-11	56199.....	15-1	57042.....	15-5	57414.....	15-14	57752.....	15-3
56032.....	15-11	56255.....	15-12	57044.....	15-5	57416.....	15-14	57753.....	15-3
56034.....	15-9	56256.....	15-13	57046.....	15-5	57500.....	15-13	57754.....	15-3
56036.....	15-10	56257.....	15-12	57116.....	15-5	57502.....	15-13	57755.....	15-3
56038.....	15-10	56258.....	15-13	57118.....	15-5	57504.....	15-13	57756.....	15-3
56064.....	15-6	56259.....	15-12	57120.....	15-5	57506.....	15-13	57757.....	15-3
56066.....	15-8	56260.....	15-13	57122.....	15-5	57508.....	15-13	57758.....	15-3
56067.....	15-8	56261.....	15-12	57124.....	15-5	57510.....	15-13	57759.....	15-3
56068.....	15-8	56262.....	15-13	57126.....	15-5	57602.....	15-2	57760.....	15-3
56070.....	15-8	56314.....	15-8	57128.....	15-5	57604.....	15-2	57770.....	15-3
56072.....	15-8	56316.....	15-8	57129.....	15-5	57606.....	15-2	57771.....	15-3
56073.....	15-8	56318.....	15-8	57130.....	15-5	57608.....	15-2	57772.....	15-3
56074.....	15-9	56320.....	15-8	57131.....	15-5	57610.....	15-2	57773.....	15-3
56076.....	15-8	56321.....	15-8	57132.....	15-5	57612.....	15-2	57774.....	15-3
56077.....	15-9	56323.....	15-9	57133.....	15-5	57614.....	15-2	57775.....	15-3
56080.....	15-5	56346.....	15-7	57134.....	15-5	57616.....	15-2	57776.....	15-3
56081.....	15-4	56347.....	15-7	57135.....	15-5	57618.....	15-2	57777.....	15-3
56083.....	15-11	56348.....	15-7	57138.....	15-5	57620.....	15-2	57830.....	15-13
56085.....	15-10	56349.....	15-7	57142.....	15-5	57632.....	15-2	57832.....	15-13
56093.....	15-6	56357.....	15-7	57143.....	15-5	57634.....	15-2	57834.....	15-13
56100.....	15-11	56360.....	15-8	57197.....	15-14	57636.....	15-2	57836.....	15-13
56108.....	15-5	56362.....	15-8	57199.....	15-14	57638.....	15-2	57838.....	15-13
56110.....	15-9	56382.....	15-7	57201.....	15-14	57640.....	15-2	57840.....	15-13
56112.....	15-13	56384.....	15-7	57203.....	15-14	57642.....	15-2	57842.....	15-6
56114.....	15-8	56391.....	15-8	57205.....	15-14	57644.....	15-2	57844.....	15-6
56115.....	15-8	56392.....	15-9	57207.....	15-14	57650.....	15-3	57846.....	15-6
56122.....	15-11	56393.....	15-8	57209.....	15-14	57651.....	15-3	57848.....	15-6
56128.....	15-10	56394.....	15-9	57211.....	15-14	57652.....	15-3	57850.....	15-6
56130.....	15-2	56395.....	15-8	57213.....	15-14	57653.....	15-3	57860.....	15-12
56131.....	15-2	56396.....	15-9	57215.....	15-14	57654.....	15-3	57861.....	15-12
56132.....	15-2	56882.....	15-15	57300.....	15-6	57655.....	15-3	57862.....	15-12
56133.....	15-2	56890.....	15-15	57302.....	15-6	57656.....	15-3	57863.....	15-12
56134.....	15-2	56895.....	15-9	57304.....	15-6	57657.....	15-3	57864.....	15-12
56148.....	15-4	56897.....	15-9	57306.....	15-6	57658.....	15-3	57865.....	15-12
56150.....	15-11	56900.....	15-11	57308.....	15-6	57659.....	15-3	57866.....	15-12
56152.....	15-4	56901.....	15-11	57310.....	15-6	57660.....	15-3	57867.....	15-12
56161.....	15-6	57002.....	15-5	57312.....	15-6	57661.....	15-3	57900.....	15-14
56163.....	15-6	57004.....	15-5	57314.....	15-6	57662.....	15-3	57902.....	15-14
56164.....	15-6	57006.....	15-5	57316.....	15-6	57663.....	15-3	57904.....	15-14
56180.....	15-2	57008.....	15-5	57318.....	15-6	57664.....	15-3	57906.....	15-14
56181.....	15-2	57010.....	15-5	57320.....	15-12	57670.....	15-3	57908.....	15-14
56182.....	15-2	57012.....	15-5	57321.....	15-12	57671.....	15-3	57910.....	15-14
56183.....	15-2	57013.....	15-5	57322.....	15-12	57672.....	15-3	57912.....	15-14
56184.....	15-3	57014.....	15-5	57323.....	15-12	57673.....	15-3	57914.....	15-14
56185.....	15-2	57018.....	15-5	57324.....	15-12	57674.....	15-3	57918.....	15-14
56186.....	15-2	57020.....	15-5	57325.....	15-12	57675.....	15-3	57920.....	15-14
56187.....	15-2	57022.....	15-5	57326.....	15-12	57676.....	15-3	57926.....	15-14

57932.....15-14	58024.....15-4	58090.....15-4	58282.....15-12	59112.....15-1
57942.....15-14	58026.....15-4	58092.....15-4	58283.....15-12	59113.....15-1
57981.....15-5	58028.....15-4	58094.....15-4	58284.....15-12	59114.....15-1
57982.....15-5	58030.....15-4	58200.....15-10	58285.....15-12	59115.....15-1
57983.....15-5	58032.....15-4	58202.....15-10	58286.....15-12	59116.....15-1
57984.....15-5	58034.....15-4	58204.....15-10	58287.....15-12	59118.....15-1
57985.....15-5	58036.....15-4	58206.....15-10	58400.....15-13	59120.....15-1
57986.....15-5	58038.....15-4	58208.....15-10	58402.....15-13	59122.....15-1
57987.....15-5	58040.....15-4	58210.....15-10	58404.....15-13	59124.....15-1
57988.....15-5	58042.....15-4	58212.....15-10	58406.....15-13	59300.....15-1
57989.....15-5	58048.....15-4	58250.....15-6	58408.....15-13	59302.....15-1
57990.....15-5	58049.....15-4	58252.....15-6	58410.....15-13	59304.....15-1
57991.....15-5	58050.....15-4	58254.....15-6	58412.....15-13	59306.....15-1
57992.....15-5	58052.....15-4	58256.....15-6	58414.....15-13	59308.....15-1
57993.....15-5	58054.....15-4	58258.....15-6	58416.....15-13	59310.....15-1
57994.....15-5	58056.....15-4	58260.....15-6	58418.....15-13	59312.....15-1
58001.....15-4	58058.....15-4	58262.....15-6	58926.....15-4	59314.....15-1
58002.....15-4	58060.....15-4	58264.....15-6	58927.....15-4	59316.....15-1
58003.....15-4	58062.....15-4	58266.....15-6	58928.....15-4	59318.....15-1
58004.....15-4	58064.....15-4	58268.....15-6	58929.....15-4	59320.....15-1
58005.....15-4	58066.....15-4	58270.....15-12	58930.....15-4	59322.....15-1
58006.....15-4	58068.....15-4	58271.....15-12	58931.....15-4	59324.....15-1
58007.....15-4	58070.....15-10	58272.....15-12	59100.....15-1	59326.....15-1
58010.....15-4	58072.....15-10	58273.....15-12	59101.....15-1	59328.....15-1
58012.....15-4	58073.....15-10	58274.....15-12	59102.....15-1	59330.....15-1
58014.....15-4	58074.....15-10	58275.....15-12	59104.....15-1	59332.....15-1
58016.....15-4	58075.....15-10	58276.....15-12	59106.....15-1	59334.....15-1
58018.....15-4	58076.....15-10	58277.....15-12	59107.....15-1	69117.....15-1
58020.....15-4	58078.....15-10	58278.....15-12	59108.....15-1	
58020.....15-10	58080.....15-10	58279.....15-12	59109.....15-1	
58022.....15-4	58082.....15-10	58280.....15-12	59110.....15-1	
58023.....15-4	58086.....15-10	58281.....15-12	59111.....15-1	

K-D® SPECIALTY TOOLS

126.....16-8	2078.....16-3	2322.....16-5	2451.....16-14	3162.....16-13
129.....16-8	2079.....16-3	2324.....16-11	2453.....16-14	3163.....16-10
145.....16-15	2106.....16-19	2326.....16-11	2455.....16-14	3195.....16-14
201.....16-8	2116.....16-10	2417.....16-12	2456.....16-14	3245.....16-7
202.....16-8	2125.....16-2	2419.....16-21	2457.....16-14	3246.....16-14
203.....16-7	2126.....16-2	2428.....16-1	2458.....16-14	3259.....16-2
204.....16-7	2127.....16-2	2430.....16-14	2459.....16-14	3270.....16-13
205.....16-8	2189.....16-19	2431.....16-14	2467.....16-14	3288.....16-5
242.....16-25	2199.....16-20	2432.....16-14	2521.....16-4	3290.....16-4
280.....16-9	2216.....16-12	2434.....16-14	2522.....16-30	3294.....16-11
282.....16-10	2222.....16-11	2435.....16-14	2527.....16-30	3297.....16-12
287.....16-10	2282.....16-21	2435.....16-14	2595.....16-5	3321.....16-4
295.....16-10	2283.....16-21	2436.....16-14	2770.....16-14	3324.....16-4
298.....16-9	2287.....16-6	2437.....16-14	2774.....16-9	3353.....16-12
424.....16-15	2288.....16-6	2438.....16-14	2775.....16-13	3354.....16-12
429.....16-15	2289.....16-6	2439.....16-14	2790.....16-5	3355.....16-10
485.....16-19	2291.....16-22	2440.....16-14	2833.....16-2	3368.....16-5
715.....16-20	2300.....16-6	2441.....16-14	2897.....16-9	3369.....16-5
835.....16-1	2309.....16-25	2442.....16-14	2992.....16-3	3377.....16-11
901.....16-3	2310.....16-25	2444.....16-14	3082.....16-4	3449.....16-13
1140.....16-21	2311.....16-25	2445.....16-14	3083.....16-4	3455.....16-13
1708.....16-20	2320.....16-5	2448.....16-14	3121.....16-19	3456.....16-13
2031.....16-15	2321.....16-5	2449.....16-14	3161.....16-13	3470.....16-19

3472.....	16-1	3587.....	16-16	3761.....	16-31	412410.....	16-21	2897-84.....	16-9
3473.....	16-1	3588.....	16-16	3762.....	16-32	6234212.....	16-9	2897-85.....	16-9
3474.....	16-19	3630.....	16-23	3763.....	16-31	126-75.....	16-8	2897-86.....	16-9
3475.....	16-19	3636.....	16-24	3764.....	16-33	126-78.....	16-8	2897-87.....	16-9
3476.....	16-19	3642.....	16-23	3765.....	16-32	2031-82.....	16-15	2897-88.....	16-9
3482.....	16-20	3645.....	16-24	3766.....	16-32	2106-75.....	16-19	2897-89.....	16-9
3498.....	16-13	3682.....	16-17	3767.....	16-32	2190-78.....	16-20	2897-90.....	16-9
3509.....	16-22	3692.....	16-24	3769.....	16-33	2199-85.....	16-20	3482-1.....	16-20
3510.....	16-22	3700.....	16-16	3770.....	16-29	2222-73.....	16-11	3482-2.....	16-20
3511.....	16-22	3705.....	16-18	3771.....	16-33	2222-75.....	16-11	3482-3.....	16-20
3525.....	16-10	3706.....	16-18	3773.....	16-30	2222-76.....	16-11	3549-70.....	16-16
3527.....	16-4	3734.....	16-27	3791.....	16-15	2289-71.....	16-6	3575-70.....	16-18
3531.....	16-6	3735.....	16-27	3792.....	16-15	2289-72.....	16-6	3582-71.....	16-17
3537.....	16-23	3740.....	16-27	3793.....	16-15	2300-71.....	16-6	3682-71.....	16-17
3544.....	16-25	3745.....	16-28	31420.....	16-7	2300-75.....	16-6	3682-72.....	16-17
3549.....	16-16	3746.....	16-33	31430.....	16-7	2417-75.....	16-12	3682-73.....	16-17
3550.....	16-16	3750.....	16-28	62323.....	16-26	2417-76.....	16-12	3682-74.....	16-17
3575.....	16-18	3751.....	16-28	62324.....	16-26	2419-71.....	16-21	715-72.....	16-20
3576.....	16-17	3752.....	16-28	62325.....	16-26	2419-72.....	16-21	715-73.....	16-20
3577.....	16-17	3753.....	16-29	62326.....	16-26	2419-73.....	16-21	715-74.....	16-20
3578.....	16-17	3754.....	16-29	62336.....	16-26	2419-74.....	16-21	715-75.....	16-20
3582.....	16-17	3756.....	16-29	62342.....	16-26	2897-80.....	16-9		
3584.....	16-17	3757.....	16-29	412402.....	16-21	2897-81.....	16-9		
3585.....	16-16	3758.....	16-30	412403.....	16-21	2897-82.....	16-9		
3586.....	16-16	3760.....	16-31	412406.....	16-21	2897-83.....	16-9		

JACOBS® CHUCKS, KEYS AND ACCESSORIES

2948.....	17-8	6283.....	17-3	14865.....	17-1	30602.....	17-7	33357.....	17-5
3157.....	17-8	6287.....	17-3	14866.....	17-1	30726.....	17-7	33358.....	17-5
3605.....	17-8	6289.....	17-3	30052.....	17-8	30728.....	17-3	33359.....	17-5
3637.....	17-8	6291.....	17-2	30209.....	17-1	30827.....	17-8	33360.....	17-5
3639.....	17-8	6295.....	17-1	30215.....	17-1	31037.....	17-5	33361.....	17-5
3641.....	17-8	6309.....	17-1	30221.....	17-1	31038.....	17-5	33362.....	17-5
3643.....	17-8	6314.....	17-2	30227.....	17-1	31052.....	17-7	33363.....	17-5
3649.....	17-8	6316.....	17-2	30233.....	17-1	31090.....	17-3	33364.....	17-5
3651.....	17-8	6624.....	17-6	30239.....	17-1	31121.....	17-3	33365.....	17-5
3653.....	17-8	6625.....	17-6	30243.....	17-7	31122.....	17-4	33366.....	17-5
3655.....	17-8	6626.....	17-6	30246.....	17-7	31122.....	17-4	33367.....	17-5
3657.....	17-8	6627.....	17-6	30247.....	17-7	31126.....	17-3	33368.....	17-5
3659.....	17-8	6628.....	17-6	30248.....	17-6	31127.....	17-3	33369.....	17-5
3664.....	17-8	8859.....	17-2	30354.....	17-5	31128.....	17-3	33370.....	17-5
3666.....	17-8	9679.....	17-3	30484.....	17-8	31138.....	17-3	33371.....	17-5
6200.....	17-2	9680.....	17-3	30485.....	17-8	31237.....	17-6		
6204.....	17-3	9681.....	17-3	30486.....	17-8	31406.....	17-4		
6206.....	17-2	9682.....	17-3	30487.....	17-8	31407.....	17-4		
6208.....	17-3	9683.....	17-3	30488.....	17-8	31408.....	17-4		
6214.....	17-2	9684.....	17-3	30489.....	17-8	31409.....	17-4		
6219.....	17-3	9685.....	17-3	30526.....	17-4	31410.....	17-4		
6223.....	17-1	14273.....	17-8	30527.....	17-4	31411.....	17-4		
6228.....	17-1	14442.....	17-1	30528.....	17-4	31412.....	17-4		
6230.....	17-1	14445.....	17-1	30529.....	17-4	31413.....	17-4		
6232.....	17-2	14451.....	17-1	30530.....	17-4	31414.....	17-4		
6255.....	17-2	14697.....	17-2	30532.....	17-4	31415.....	17-4		
6279.....	17-2	14698.....	17-2	30533.....	17-4	31416.....	17-4		
6281.....	17-2	14723.....	17-2	30598.....	17-7	33356.....	17-5		



Learn the Right Way to Work Safer at a SAFETY WORKS Hand Tool Safety Seminar

Why is safety so important?

- ◆ 1 in 8 workers each year are injured on the job.*
- ◆ On average, 17 people are killed each day in the industrial and construction workplace*—so safety is a matter of life and death!
- ◆ Most accidents are caused by carelessness or taking short cuts, or by simple neglect.
- ◆ SAFETY WORKS Seminars educate, inform and promote safety in the workplace to your employees.

*Source: OSHA

How does a SAFETY WORKS Seminar work?

Our hand tool experts will present hands-on tool demonstrations to your employees emphasizing the *Right Ways* of tool usage. We'll show an instructional, entertaining video, lead discussion on how to spot worn, damaged and misused products and instruct how to safely choose and use the right tools for the job. Included will be a presentation of the Safety Guidelines of the Hand Tools Institute, along with discussion of real-life experiences. For more information, call **800-866-5753**.

SAFETY NOTICE

While we pride ourselves in the quality and dependability we build into Armstrong Tools, we caution tool users that it is only prudent to know and follow the simple rules of safety when using our products, or anyone else's.

It is common knowledge among tool users that safety goggles must always be worn by persons in any area where:

1. Striking and struck tools (hammers, chisels, etc.) are in use.
2. Power guns (with screwdriver bits, power sockets, etc.) are in use.
3. Cutting tools (tool bits, cut-off blades, etc.) are in use.
4. Pipe threading tools are in use.

Not so commonly recognized though is the need for eye protection when using any type of hand tool. There is no way of knowing when a chunk of the workpiece or of the tool itself may be propelled in your direction, and since you only have one pair of eyes doesn't it make sense to protect them at all times? We recommend the wearing of safety goggles when using any hand tool or machine shop tool.

- Nuts should always be seated properly in wrench and socket opening before any torque is applied.

- Open ends of wrenches should be used for speed only and never to break loose a frozen nut or for final tightening. Use a box wrench when snugging up or breaking loose.
- Never apply excess leverage to a wrench or drive tool by means of a "cheater bar", nor should wrenches and drive tools be struck with hammers or other objects.
- Never use hand sockets on power or impact drivers. Power Sockets are designed for this purpose. However, once used on power drive, even Power Sockets should never thereafter be used on hand applications.
- All tools should be kept clean, inspected from time-to-time and replaced when they show signs of wear.
- Be especially careful not to place yourself in a position that could result in bodily injury in the event of a failure. Brace yourself firmly and pull rather than push when wrenching (if necessary to push, do so with flat of hand rather than gripping around the wrench). Never stand under or near heavy loads being hoisted off the ground.



ARMSTRONG[®]

INDUSTRIAL HAND TOOLS



*Lifetime
Warranty*



Danaher Tool Group
11011 McCormick Road
Suite 150
Hunt Valley, MD 21031

Phone 800-866-5753
Fax 800-234-0472
Website: www.armstrongtools.com

Form No. P9-200
Printed in U.S.A. 2/05
\$5.00

Copyright © 2005 Danaher Corporation
All rights reserved.



DISTRIBUTED BY