

Features

- 30" (762 mm) minimum base cabinet width
- Single large bowl
- 9" (229 mm) depth provides generous workspace
- Right rear drain placement increases workspace in the sink and storage space underneath
- Rounded 3/8" (10 mm) corners are easy to clean
- Matte finish offers rich, dimensional color
- All included accessories nest neatly together for easy storage when not in use
- Included accessories: cutting board, drain board, colander / drying rack, soaking bin with drain, stainless steel bottom sink rack
- Drain board, colander / drying rack, soaking bin with drain, and bottom sink rack are dishwasher-safe



Material

- KOHLER Neoroc® composite is durable and built to withstand day-to-day cleaning tasks
- Solid color throughout the sink
- Heat-resistant up to 750°F
- Scratch-, stain-, chip-, and thermal-shock-resistant

Installation

- Undermount
- Installation hardware and templates included

Recommended Products/Accessories

- K-35489 HDPE cutting board
- K-35484 Three-piece workstation sink prep bowl set
- K-35491 Marble serving tray
- K-35487 Three-piece ice bucket set
- K-35488 Ice bucket holder
- K-35485 Workstation sink cover

Optional Products/Accessories

- K-35482 Drain cover
- K-11352 Disposal Flange with Stopper
- K-8801 Sink drain and strainer with tailpiece
- K-8799 Sink drain and strainer basket
- K-23726 Drain treatment
- K-23730 Neoroc® cleaner

Included Components

- K-33716 Sink rack
- K-35478 Three-piece workstation sink accessory set
- K-35480 Hardwood cutting board

Codes/Standards







CSA B45.5/IAPMO Z124
 IAPMO Certification

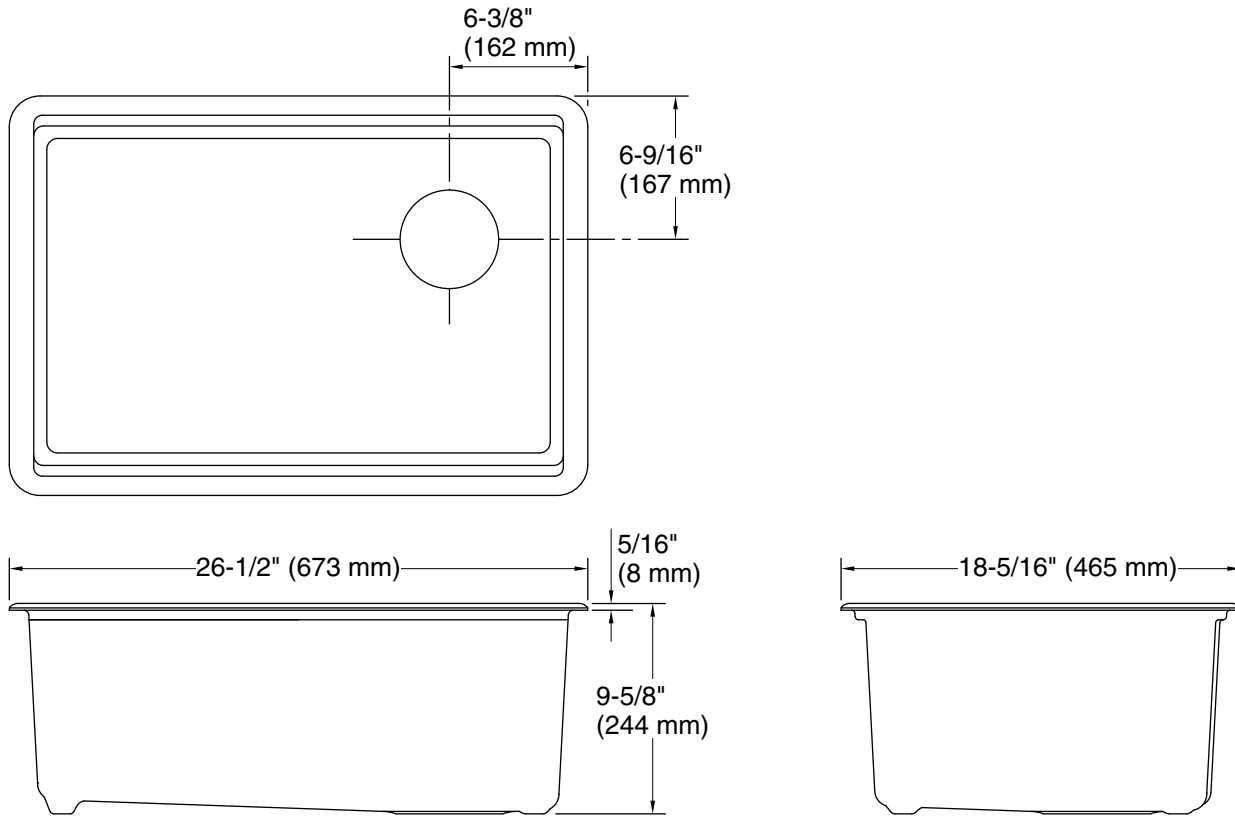
KOHLER® Neoroc® Sinks Lifetime Limited Warranty

See website for detailed warranty information.

Available Colors/Finishes

Color tiles intended for reference only.

Color	Code	Description
	CM7	Matte Graphite
	CM6	Matte White
	CM1	Matte Black
	CM4	Matte Grey
	CM3	Matte Taupe
	CM2	Matte Brown



Technical Information

All product dimensions are nominal.

Basin configuration: Single Bowl
 Min. base cabinet width: 30" (762 mm)

Bowl area (Basin #1): Length: 24-1/4" (616 mm)
 Width: 15-9/16" (395 mm)
 Bowl depth: 9" (229 mm)
 Water depth: 9" (229 mm)

With overflow: No

Drain hole: 3-7/8" (98 mm)

Template: Undermount, 1552904-7, required, included

Notes

Install this product according to the installation instructions.

NOTICE: Countertop manufacturer or cutter must use the cut-out template provided with the product, or a current one provided by Kohler Co. (call 1-800-4KOHLER). Kohler Co. is not responsible for cutout errors when the incorrect cut-out template is used.