

## Commercial Wall-Hung Lavatory

### FEATURES

- 20-7/8" x 18" lavatory with back splash
- Vitreous china
- ADA compliant
- Punching for concealed arm carrier
- Includes wall hanger
- Soap dispenser hole

### MODELS

- LT307  
Lavatory only, with single hole
- LT307.4  
Lavatory only with 4" faucet centers
- LT307.8  
Lavatory only with 8" faucet centers
- LT307A#01 (Cotton only)  
Lavatory only with single hole. Left side soap hole



### PRODUCT SPECIFICATION

The lavatory shall be 20-7/8" width and 18" depth. The basin shall be 14-3/4" width by 10-1/8" depth. The lavatory shall be made of vitreous china and can be installed at ADA height with rear overflow. TOTO model number LT307A#01 shall be drilled for soap dispenser. Lavatory shall be TOTO model LT307\_\_\_\_\_.

### COMPONENTS

- THP5067#CP (Sold Separately)  
Grid drain 1-1/2" opening with 4" tail piece

### COLORS/FINISHES

- Standard  
#01 Cotton

### CODES/STANDARDS

- Meets and exceeds ASME A112.19.2/CSA B45.1,
- Certifications: IAPMO(cUPC), State of Massachusetts, City of Los Angeles, and others
- Meets ADA, TAS, ICC/ANSI A117.1 and CSA B651
- Code compliance: UPC, IPC, NSPC, NPC Canada, and others



# LT307(A)

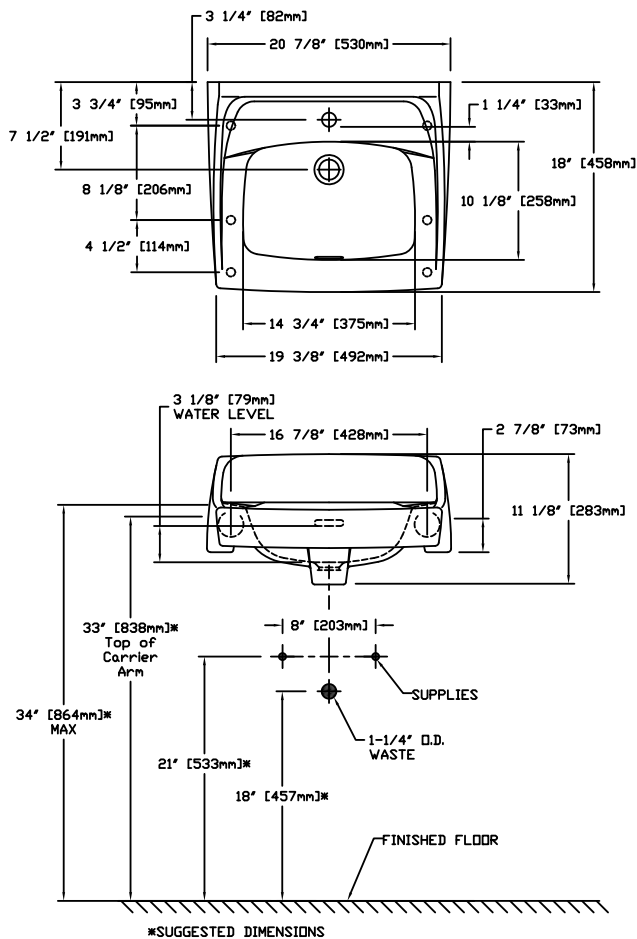
## Commercial Wall-Hung Lavatory

### SPECIFICATIONS

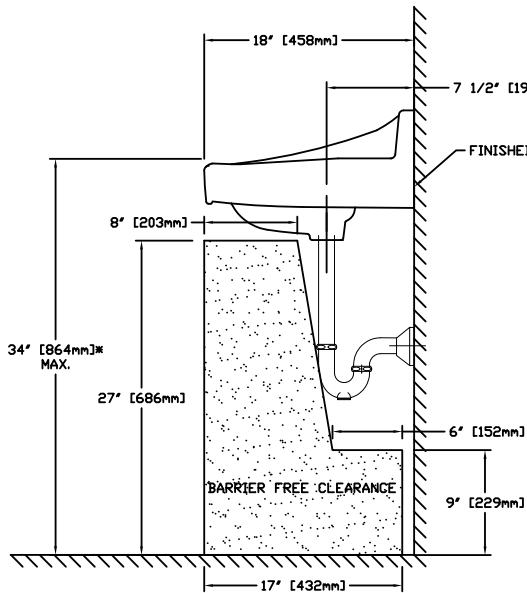
- Waste 1-1/4" O.D.
- Size 20-7/8"W x 18"D
- Warranty One Year Limited Warranty
- Material Vitreous china
- Shipping Weight 40 lbs.
- Shipping Dimensions 22-5/8"L x 19-1/8"W x 13-3/4"H

### INSTALLATION NOTES

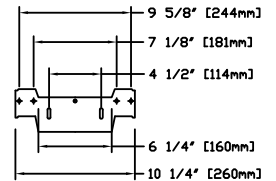
TOTO recommends the use of Jay R. Smith 0700 (Concealed Arms) with 19" arms 0800 (Wall Support Plate).



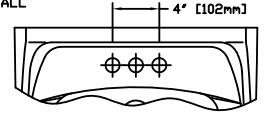
### ADA COMPLIANCE CHECK



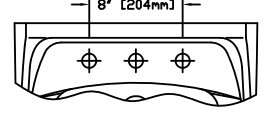
### WALL HANGAR




### LT307.4



### LT307.8



### LT307A



**TOTO**

These dimensions and specifications are subject to change without notice