

Specification Sheet



Model

V42SNX

Fresh Air Ventilator with Backdraft Damper,
No Filter

Features

- Unit is designed, when properly installed, to achieve ASHRAE Standard 62.2
- Operates a minimum of one hour out of every four to meet IRC requirements
- Control is integrated into the ventilator
- High and Low Temperature Limit Lock-outs while maintaining ASHRAE Standard 62.2
- Simple plug-in installation
- Installation temperature range up to 160°F
- Patented logic adjusts on-time and cycle time to meet ventilation requirements within set temperature and ranges
- Digital control for simple setup and rater checkout.

Benefits

- The precise amount of outside air needed in today's efficiently designed homes is delivered
- Optimize energy savings by locking out ventilation during hottest/coldest times of the day
- Improves indoor air quality
- Installation labor reduced, requires only a switched outlet and 24 volt wiring to HVAC system
- Furnace or air handler does not require an ECM motor to meet efficacy requirement

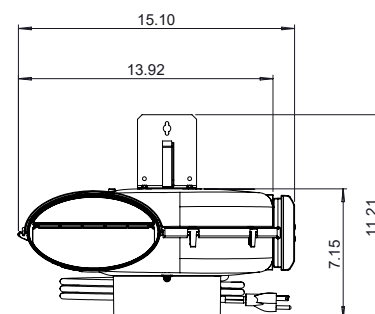
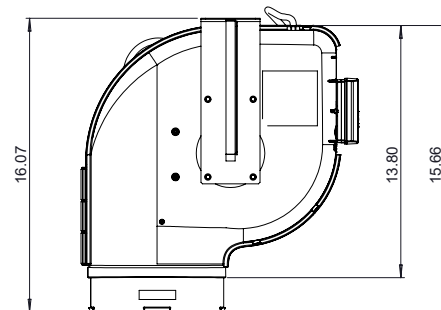
When properly installed and set, the AprilAire Model V42SNX Fresh Air Ventilator will meet the mechanical ventilation requirements of:

- Energy Star Certified Homes, Version 3
- EPA Indoor airPLUS, Version 1
- International Residential Code (IRC)
- International Energy Conservation Code (IECC)



Specifications

Overall Dimensions	7 1/4" H x 16" W x 15 1/2" L including control
Inlet Collar	6" Round
Outlet Collar	6" Oval
Ventilation Setting	Off, 6-60 min/hr Code/Comfort Operation
Ambient Temperature	0°F - 160°F
Outdoor Temperature Limits	Low: 20°F-40°F High: 95°F-105°F
Voltage	115VAC, 1 phase, 60 Hz
Power	Includes 5' power cord with 3 prong plug
Ducting	6" diameter flexible insulated duct
Warranty	5 Years
ETL	Tested to UL Standard 705 - Power Ventilators Not For Outdoor Use

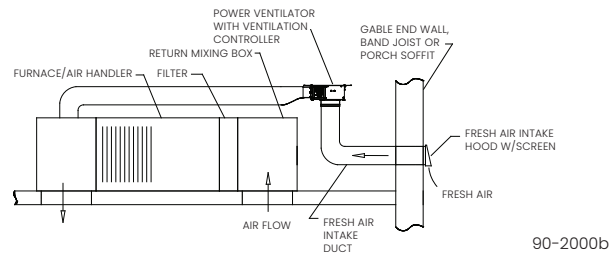


Estimated Performance Values

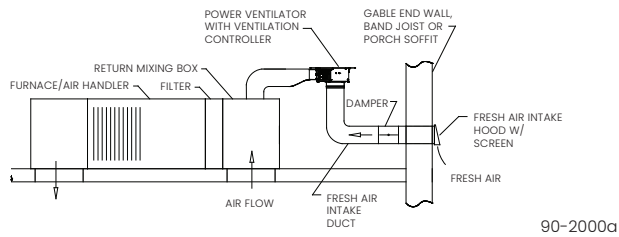
External Static Pressure* (" w.c.)	Airflow (CFM)	Current (amps)	Efficacy (CFM/watt)
0.0	245	0.63	3.30
0.2	220	0.64	2.96
0.4	190	0.64	2.57
0.6	160	0.63	2.12
0.8	120	0.61	1.69
1.0	95	0.60	1.35

* Measured across ventilator.

TYPICAL ATTIC INSTALLATION — POWER VENTILATOR DUCTED TO SUPPLY DUCT



ALTERNATE ATTIC INSTALLATION — POWER VENTILATOR DUCTED TO RETURN DUCT



MOUNTING BRACKET ORIENTATIONS

