



## Endeavor<sup>®</sup> Line *Classic Plus*<sup>®</sup> Series iM Air Conditioners



### RA16AY

Cooling Efficiencies up to: 17 SEER2 / 12.0 EER2

Nominal Sizes: 2 to 5 Tons [7.0 to 17.6 kW]

Cooling Capacities: 22.8 kBTU to 56.0 kBTU [7.0 to 16.4 kW]

Refrigerant Type: R-454B



<sup>1</sup>Proper sizing and installation of equipment is critical to achieve optimal performance. Split system air conditioners and heat pumps must be matched with appropriate coil components to meet ENERGY STAR<sup>®</sup>. Ask your Contractor for details or visit [www.energystar.gov](http://www.energystar.gov).

## Table of Contents

Features and Benefits .....	3
Model Number Identification .....	4
General Data/Electrical Data .....	5
Accessories .....	6
Unit Dimensions .....	7
Clearances .....	8
Refrigerant Line Size Information .....	9-10
Performance Data .....	11
Limited Warranty .....	12

## Features and Benefits

- **Swept Wing Fan Technology:** Features quieter operation and improved unit acoustics
- **7mm Condenser Copper Coil:** Requires less refrigerant allowing for a smaller and lighter footprint while enhancing reliability
- **Two-Stage Scroll Compressor:** Features two speeds (high and low) of cooling and heating, providing more precise temperature control, lower humidity and greater efficiency when compared to single-stage compressors
- **PlusOne® Expanded Valve Space:** 3 in. – 4 in. – 5 in. service valve space—provides a minimum working area of 27-square inches for easier access
- **PlusOne® Triple Service Access:** 15 in. wide, industry leading access, two fastener, removeable corner and individual louver panels—makes repairs faster and easier
- **Designing for Sustainability with Low GWP:** For 2025, the Environmental Protection Agency (EPA) has set a global warming potential (GWP) limit of 700 for refrigerant used in heating and cooling systems. This new requirement will result a 78%<sup>1</sup> lower GWP than previous-generation refrigerants—with only minimal changes to system installation. For us, this is another step toward our continued sustainability goal of reducing greenhouse gas emissions, while still delivering an exceptional level of energy efficient, dependable comfort
- **PlusOne® Refrigerant Detection System<sup>TM2</sup>:** An integrated one-box, patented design featuring the A2L sensor and mitigation board, offering easier commissioning with a single component and simplified wiring configuration, compatibility with any 24V thermostat application and system protection by automatically pausing outdoor unit operation—if excess refrigerant is detected

<sup>1</sup>When comparing the GWP of R-454B to R-410A refrigerant. <sup>2</sup>Factory or field installed in the furnace coil or air handler and is applicable to the complete heating and cooling system featuring Low GWP Refrigerant (A2L).

# Air Conditioners

<u>R</u>	<u>A</u>	<u>16</u>	<u>A</u>	<u>Y</u>	<u>24</u>	<u>A</u>	<u>J</u>	<u>2</u>	<u>N</u>	<u>A</u>
Brand	Product Category	SEER2	Region	Refrigerant	Capacity BTU/HR	Major Series	Voltage	Type	Controls	Minor Series
R - Rheem	A - Air Conditioners	16 - 16 SEER2	A - All	Y - R-454B	24 - 24,000 [7.03 kW] 36 - 36,000 [10.55 kW] 48 - 48,000 [14.07 kW] 60 - 60,000 [17.58 kW]	A - 1st Design	J - 1ph, 208-230/60	2 - Two-Stage	N - Non-Communicating	A - 1st Design

[ ] Designates Metric Conversions

AVAILABLE MODELS	DESCRIPTION
RA16AY24AJ2NA	Endeavor® Line <i>Classic Plus</i> ® Series 2 ton 16 SEER2 2-Stage Air Conditioner – 208/230/1/60
RA16AY36AJ2NA	Endeavor® Line <i>Classic Plus</i> ® Series 3 ton 16 SEER2 2-Stage Air Conditioner – 208/230/1/60
RA16AY48AJ2NA	Endeavor® Line <i>Classic Plus</i> ® Series 4 ton 16 SEER2 2-Stage Air Conditioner – 208/230/1/60
RA16AY60AJ2NA	Endeavor® Line <i>Classic Plus</i> ® Series 5 ton 16 SEER2 2-Stage Air Conditioner – 208/230/1/60

STANDARD EQUIPMENT
R-454B Refrigerant
Scroll Compressor
Field Installed Filter Drier
Front Seating Service Valves
Internal Pressure Relief Valve
Internal Thermal Overload
Long Line capability
High Pressure Control
Low Pressure Control
Low Ambient capability with Kit
3-4-5 Expanded Valve Space
Composite Basepan
2 Screw Control Box Access
Quick release louver panel design
No fasteners to remove along bottom
Optimized Venturi Airflow
Powder coated paint
Rust resistant screws
QR code
External gauge ports
Service trays

<b>General Data</b>				
<b>MODEL NO.</b>	<b>RA16AY24</b>	<b>RA16AY36</b>	<b>RA16AY48</b>	<b>RA16AY60</b>
<b>Nominal Tonnage</b>	2.0	3.0	4.0	5.0
<b>Valve Connections</b>				
Liquid Line O.D. – in.	3/8	3/8	3/8	3/8
Suction Line O.D. – in.	3/4	3/4	7/8	7/8
<b>Refrigerant (R-454B) furnished oz.<sup>1</sup></b>	103	109	133	189
<b>Compressor Type</b>	2-Stage Scroll			
<b>Outdoor Coil</b>				
Net face area – Outer Coil	13.3	16.4	19.5	27.9
Net face area – Inner Coil	12.9	15.9	18.8	27.1
Tube diameter – in.	0.276	0.276	0.276	0.276
Number of rows	2	2	2	2
Fins per inch	24	24	24	24
<b>Outdoor Fan</b>				
Diameter – in.	24	24	24	26
Number of blades	2	2	3	3
Motor hp	1/6	1/6	1/5	1/5
CFM	2723	3010	3606	4169
RPM	825	825	850	850
Watts	161	174	251	245
<b>Shipping weight – lbs.</b>	190	215	255	285
<b>Operating weight – lbs.</b>	184	208	248	277
<b>Electrical Data</b>				
<b>Line Voltage Data (Volts-Phase-Hz)</b>	208/230-1-60	208/230-1-60	208/230-1-60	208/230-1-60
<b>Maximum overcurrent protection (amps)<sup>2</sup></b>	25	30	40	50
<b>Minimum circuit ampacity<sup>3</sup></b>	16	20	26	29
<b>Compressor</b>				
Rated load amps	12	15	19	22
Locked rotor amps	65	90	138	149
<b>Condenser Fan Motor</b>				
Full load amps	0.8	0.8	1.0	1.0
Locked rotor amps	1.7	1.7	2.6	2.6

<sup>1</sup>Refrigerant charge sufficient for 15 ft. length of refrigerant lines. For longer line set requirements see the installation instructions for information about set length and additional refrigerant charge required.

<sup>2</sup>HACR type circuit breaker or fuse.

<sup>3</sup>Refer to National Electrical Code manual to determine wire, fuse and disconnect size requirements.

## Accessories

MODEL NO.		RA16AY24	RA16AY36	RA16AY48	RA16AY60
Compressor crankcase heater (with temperature thermostat)		44-101884-08	44-101884-08	44-103663-16	Factory Standard
Compressor crankcase heater (without temperature thermostat)		44-17402-44	44-17402-44	44-17402-45	44-17402-45
Low ambient control		RXAD-A08	RXAD-A08	RXAD-A08	RXAD-A08
Compressor sound cover		68-23427-26	68-23427-26	68-23427-25	68-23427-25
Low pressure control		Factory Standard	Factory Standard	Factory Standard	Factory Standard
High pressure control		Factory Standard	Factory Standard	Factory Standard	Factory Standard
Compressor hard start kit		SK-A1	SK-A1	SK-A1	SK-A1
Compressor time delay		RXMD-B01	RXMD-B01	RXMD-B01	RXMD-B01
Liquid Line Solenoid (24 VAC, 50/60 Hz)	Solenoid Valve	200RD2T3TVLC	200RD2T3TVLC	200RD2T3TVLC	200RD2T3TVLC
	Solenoid Coil	61-AMG24V	61-AMG24V	61-AMG24V	61-AMG24V
Liquid Line Solenoid (120/240 VAC, 50/60 Hz)	Solenoid Valve	200RD2T3TVLC	200RD2T3TVLC	200RD2T3TVLC	200RD2T3TVLC
	Solenoid Coil	61-AMG120/240V	61-AMG120/240V	61-AMG120/240V	61-AMG120/240V

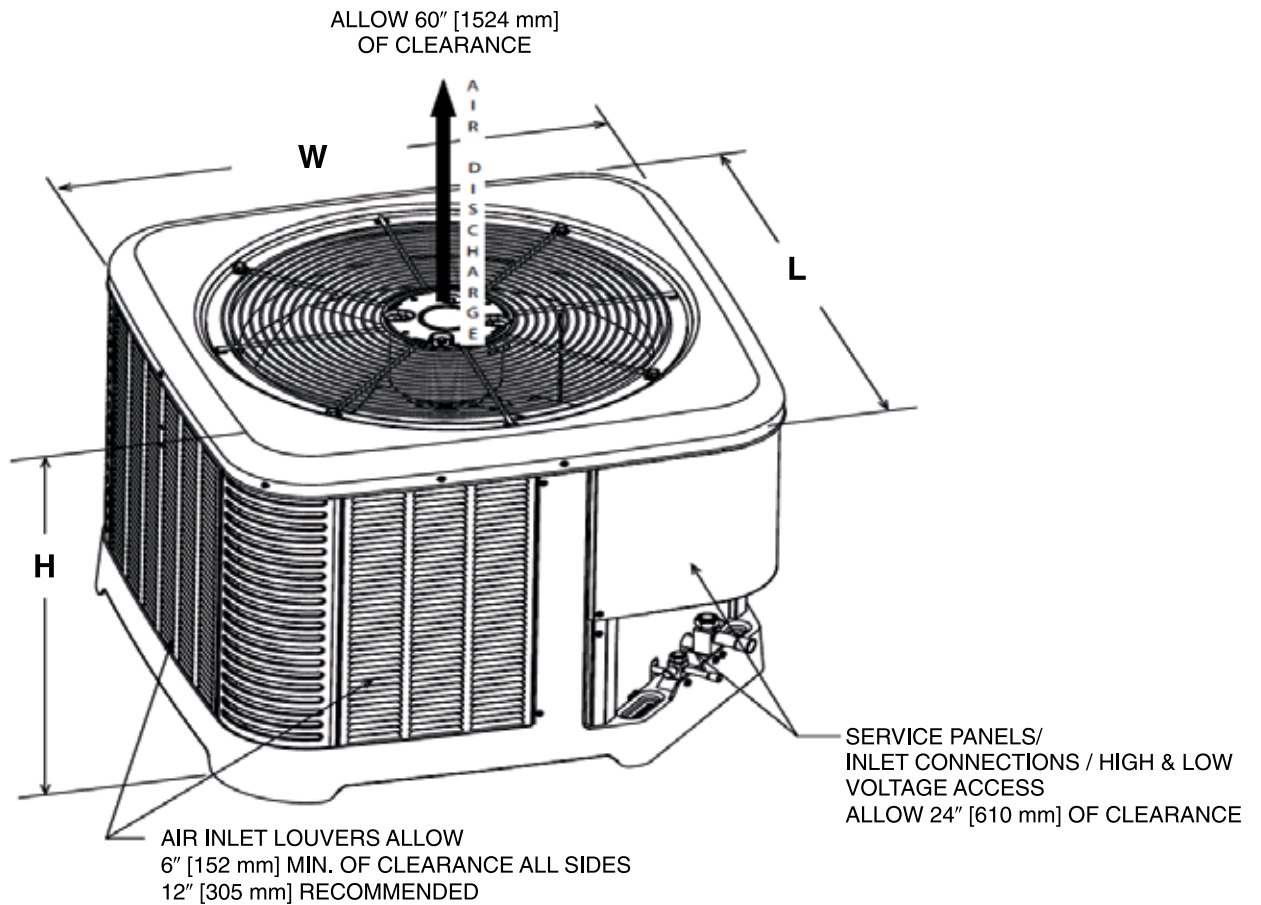
## Weighted Sound Power Level (dBA)

UNIT SIZE - VOLTAGE, SERIES	STANDARD RATING (dBA)	TYPICAL OCTAVE BAND SPECTRUM (dBA WITHOUT TONE ADJUSTMENT)						
		125	250	500	1000	2000	4000	8000
RA16AY24	74.1	69.8	69.6	65.6	66.9	60.2	54.3	49.8
RA16AY36	71.9	68.6	64.1	62.7	62.5	57.0	59.9	54.8
RA16AY48	73.2	65.3	64.3	65.7	59.3	59.3	59.9	57.7
RA16AY60	74.0	68.5	70.4	67.0	65.2	59.3	56.2	49.3

NOTE: Tested in accordance with AHRI Standard 270-08 (not listed in AHRI)

## Unit Dimensions

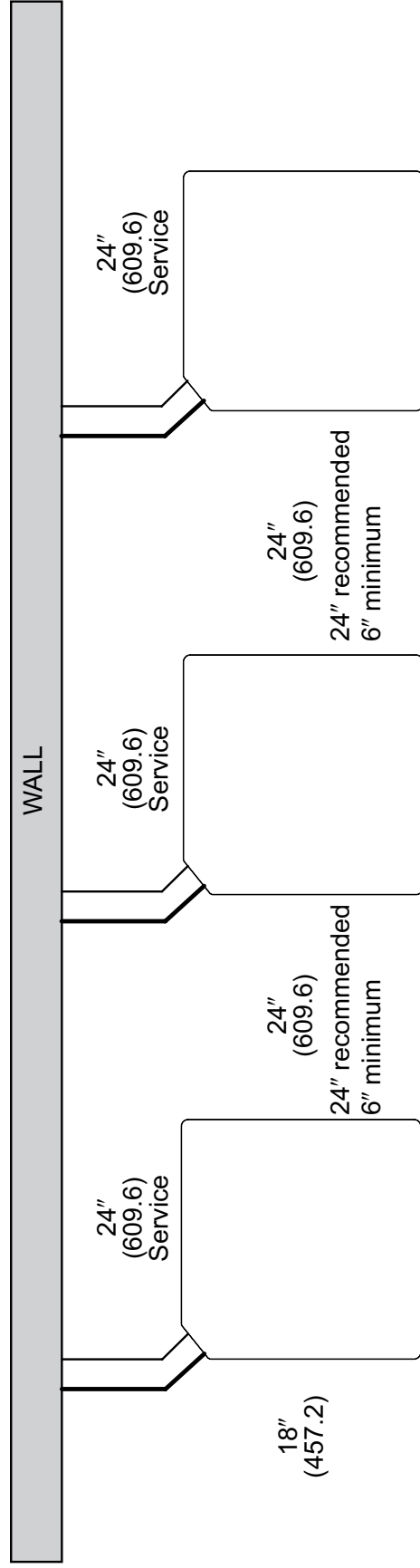
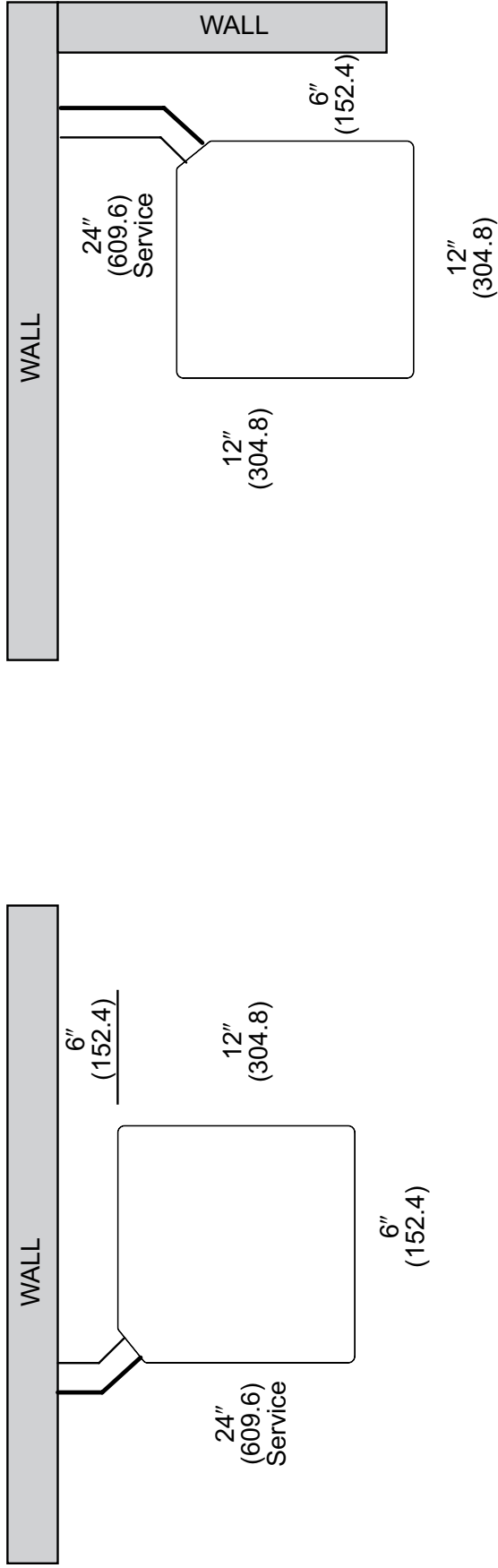
MODEL NO.	OPERATING						SHIPPING					
	H (Height)		L (Length)		W (Width)		H (Height)		L (Length)		W (Width)	
	INCHES	mm	INCHES	mm	INCHES	mm	INCHES	mm	INCHES	mm	INCHES	mm
RA16AY24	25.00	635	33.75	857	33.75	857	26.50	673	36.38	924	36.38	924
RA16AY36	31.00	787	33.75	857	33.75	857	32.50	826	36.38	924	36.38	924
RA16AY48	35.00	889	33.75	857	33.75	857	36.50	927	36.38	924	36.38	924
RA16AY60	45.00	1143	35.75	908	35.75	908	46.50	1181	38.38	975	38.38	975



[ ] Designates Metric Conversions

ST-A1226-02-00

# CLEARANCES



**NOTE: NUMBERS IN ( ) = mm**

**IMPORTANT:** When installing multiple units in an alcove, roof well or partially enclosed area, ensure there is adequate ventilation to prevent re-circulation of discharge air.



## Refrigerant Line Size Information

16 SEER2 2-STAGE AC R-454B												
UNIT SIZE	ALLOWABLE LIQUID LINE SIZE	ALLOWABLE SUCTION LINE SIZE	OUTDOOR UNIT ABOVE OR BELOW INDOOR UNIT EQUIVALENT LENGTH (FEET)									
			0-25	26-50	51-75	76-100	101-125	126-150	151-175	176-200	201-225	226-250
			MAXIMUM VERTICAL SEPARATION / CAPACITY MULTIPLIER									
2.0 Ton **SEE NOTE 3	1/4"	5/8"	25/1	50/0.99	33/0.98	3/0.98	0/0.97	0/0.96	0/0.95	0/0.95	0/0.94	0/0.94
	5/16"	5/8"	25/1	50/0.99	75/0.98	91/0.98	82/0.97	73/0.96	65/0.95	56/0.95	48/0.94	42/0.94
	3/8"	5/8"	25/1	50/0.99	75/0.98	100/0.98	110/0.97	107/0.96	104/0.95	101/0.95	98/0.94	95/0.94
	1/4"	3/4"	25/1	50/1	33/0.99	3/0.99	0/0.99	0/0.99	0/0.98	0/0.98	0/0.98	0/0.98
	5/16"	3/4"	25/1	50/1	75/0.99	91/0.99	82/0.99	73/0.99	65/0.98	56/0.98	48/0.98	42/0.98
	3/8"	3/4"	25/1	50/1	75/0.99	100/0.99	110/0.99	107/0.99	104/0.98	101/0.98	98/0.98	95/0.98
3 Ton	5/16"	5/8"	25/1	50/0.98	71/0.97	53/0.95	35/0.93	17/0.92	0/0.9	0/0.89	0/0.87	0/0.87
	3/8"	5/8"	25/1	50/0.98	75/0.97	100/0.95	94/0.93	87/0.92	81/0.9	75/0.89	68/0.87	62/0.87
	5/16"	3/4"	25/1	50/0.99	71/0.99	53/0.98	35/0.98	17/0.97	0/0.96	0/0.96	0/0.95	0/0.95
	3/8"	3/4"	25/1	50/0.99	75/0.99	100/0.98	94/0.98	87/0.97	81/0.96	75/0.96	68/0.95	62/0.95
	1/2"	3/4"	25/1	50/0.99	75/0.99	100/0.98	119/0.98	118/0.97	116/0.96	115/0.96	114/0.95	113/0.95
	3/8"	7/8"	25/1	50/1	75/0.99	100/0.99	94/0.99	87/0.99	81/0.98	75/0.98	68/0.98	62/0.98
	1/2"	7/8"	25/1	50/1	75/0.99	100/0.99	119/0.99	118/0.99	116/0.98	115/0.98	114/0.98	113/0.98
4 Ton	3/8"	3/4"	25/1	50/0.99	75/0.98	83/0.97	72/0.96	61/0.95	51/0.94	40/0.93	29/0.92	19/0.91
	1/2"	3/4"	25/1	50/0.99	75/0.98	100/0.97	114/0.96	112/0.95	110/0.94	108/0.93	106/0.92	105/0.91
	3/8"	7/8"	25/1	50/1	75/0.99	83/0.99	72/0.98	61/0.98	51/0.97	40/0.97	29/0.96	19/0.96
	1/2"	7/8"	25/1	50/1	75/0.99	100/0.99	114/0.98	112/0.98	110/0.97	108/0.97	106/0.96	105/0.96
5 Ton	3/8"	3/4"	25/1	50/0.98	75/0.97	61/0.95	45/0.94	29/0.92	13/0.9	0/0.89	0/0.87	0/0.86
	1/2"	3/4"	25/1	50/0.98	75/0.97	100/0.95	109/0.94	106/0.92	102/0.9	99/0.89	96/0.87	94/0.86
	3/8"	7/8"	25/1	50/0.99	75/0.99	61/0.98	45/0.97	29/0.97	13/0.96	0/0.95	0/0.95	0/0.94
	1/2"	7/8"	25/1	50/0.99	75/0.99	100/0.98	109/0.97	106/0.97	102/0.96	99/0.95	96/0.95	94/0.94

**NOTES:**

- 1) Maximum Equivalent Line Length may not exceed 250'.
- 2) Maximum Actual Line Length may not exceed 200'.
- 3) Light Grey shaded areas are considered long line and may require accessories as recommended in Long Line Set Guide.
- 4) **DO NOT** use suction line traps in the suction riser as this adds additional unwanted pressure drop in the system.

## Refrigerant Line Size Information (Con't.)

16 SEER2 2-STAGE AC R-454B												
UNIT SIZE	ALLOWABLE LIQUID LINE SIZE	ALLOWABLE SUCTION LINE SIZE	OUTDOOR UNIT ABOVE OR BELOW INDOOR UNIT EQUIVALENT LENGTH (METERS)									
			0-8	8-15	16-23	23-30	31-38	38-46	46-53	54-61	61-69	69-76
			MAXIMUM VERTICAL SEPARATION / CAPACITY MULTIPLIER									
2.0 Ton **SEE NOTE 3	1/4"	5/8"	8/1	15/0.99	10/0.98	1/0.98	0/0.97	0/0.96	0/0.95	0/0.95	0/0.94	0/0.94
	5/16"	5/8"	8/1	15/0.99	23/0.98	28/0.98	25/0.97	22/0.96	20/0.95	17/0.95	15/0.94	13/0.94
	3/8"	5/8"	8/1	15/0.99	23/0.98	30/0.98	34/0.97	33/0.96	32/0.95	31/0.95	30/0.94	29/0.94
	1/4"	3/4"	8/1	15/1	10/0.99	1/0.99	0/0.99	0/0.99	0/0.98	0/0.98	0/0.98	0/0.98
	5/16"	3/4"	8/1	15/1	23/0.99	28/0.99	25/0.99	22/0.99	20/0.98	17/0.98	15/0.98	13/0.98
	3/8"	3/4"	8/1	15/1	23/0.99	30/0.99	34/0.99	33/0.99	32/0.98	31/0.98	30/0.98	29/0.98
3 Ton	5/16"	5/8"	8/1	15/0.98	22/0.97	16/0.95	11/0.93	5/0.92	0/0.9	0/0.89	0/0.87	0/0.87
	3/8"	5/8"	8/1	15/0.98	23/0.97	30/0.95	29/0.93	27/0.92	25/0.9	23/0.89	21/0.87	19/0.87
	5/16"	3/4"	8/1	15/0.98	22/0.99	16/0.98	11/0.98	5/0.97	0/0.96	0/0.96	0/0.95	0/0.95
	3/8"	3/4"	8/1	15/0.98	23/0.99	30/0.98	29/0.98	27/0.97	25/0.96	23/0.96	21/0.95	19/0.95
	1/2"	3/4"	8/1	15/0.98	23/0.99	30/0.98	36/0.98	36/0.97	35/0.96	35/0.96	35/0.95	34/0.95
	3/8"	7/8"	8/1	15/1	23/0.99	30/0.99	29/0.99	27/0.99	25/0.98	23/0.98	21/0.98	19/0.98
	1/2"	7/8"	8/1	15/1	23/0.99	30/0.99	36/0.99	36/0.99	35/0.98	35/0.98	35/0.98	34/0.98
4 Ton	3/8"	3/4"	8/1	15/0.99	23/0.98	25/0.97	22/0.96	19/0.95	16/0.94	12/0.93	9/0.92	6/0.91
	1/2"	3/4"	8/1	15/0.99	23/0.98	30/0.97	35/0.96	34/0.95	34/0.94	33/0.93	32/0.92	32/0.91
	3/8"	7/8"	8/1	15/1	23/0.99	25/0.99	22/0.98	19/0.98	16/0.97	12/0.97	9/0.96	6/0.96
	1/2"	7/8"	8/1	15/1	23/0.99	30/0.99	35/0.98	34/0.98	34/0.97	33/0.97	32/0.96	32/0.96
5 Ton	3/8"	3/4"	8/1	15/0.98	23/0.97	19/0.95	14/0.94	9/0.92	4/0.9	0/0.89	0/0.87	0/0.86
	1/2"	3/4"	8/1	15/0.98	23/0.97	30/0.95	33/0.94	32/0.92	31/0.9	30/0.89	29/0.87	29/0.86
	3/8"	7/8"	8/1	15/0.99	23/0.99	19/0.98	14/0.97	9/0.97	4/0.96	0/0.95	0/0.95	0/0.94
	1/2"	7/8"	8/1	15/0.99	23/0.99	30/0.98	33/0.97	32/0.97	31/0.96	30/0.95	29/0.95	29/0.94

**NOTES:**

- 1) Maximum Equivalent Line Length may not exceed 76 meters.
- 2) Maximum Actual Line Length may not exceed 61 meters.
- 3) Light Grey shaded areas are considered long line and may require accessories as recommended in Long Line Set Guide.
- 4) **DO NOT** use suction line traps in the suction riser as this adds additional unwanted pressure drop in the system.

ADDITIONAL OIL, OZ.											
LINESET LENGTH	50	60	70	80	90	100	110	120	130	140	150
2T	N/A	N/A	N/A	N/A	N/A	1	2	3	5	6	7
3T	N/A	N/A	N/A	N/A	N/A	N/A	1	2	3	5	6
4T	N/A	N/A	N/A	N/A	N/A	N/A	N/A	N/A	N/A	N/A	N/A
5T	N/A	N/A	N/A	N/A	N/A	N/A	N/A	N/A	N/A	N/A	N/A

## Performance Data @ AHRI Standard Conditions – Cooling

DESIGNATED TESTED COMBINATION (DTC)							
OUTDOOR UNIT	INDOOR COIL	TOTAL CAPACITY BTU/H [KW]	NET SENSIBLE BTU/H [KW]	NET LATENT BTU/H [KW]	SEER2	EER2	INDOOR CFM [L/S]
RA16AY24	RCFY2417STAN	22,800 [6.7]	16,200 [4.7]	6,600 [1.9]	14.3	11.7	750 [354.0]
RA16AY36	RCFY3617STAN	34,200 [10.0]	24,300 [7.1]	9,900 [2.9]	14.3	11.7	1,075 [507.3]
RA16AY48	RCFY4821STAN	45,500 [13.3]	32,300 [9.5]	13,200 [3.9]	13.8	11.2	1,450 [684.3]
RA16AY60	RCFY6024STAN	56,000 [16.4]	39,600 [11.6]	16,400 [4.8]	13.8	11.2	1,600 [755.1]

**NOTE:** This data includes DTC (Designated Test Combination) ratings and is for reference purposes only. A full listing of official ratings and system match-ups, along with downloadable certificates, can be accessed from the AHRI website: [www.ahridirectory.org](http://www.ahridirectory.org).

[ ] Designates Metric Conversions



**GENERAL TERMS OF LIMITED WARRANTY\***

Rheem will furnish a replacement for any part of this product which fails in normal use and service within the applicable period stated, in accordance with the terms of the limited warranty.

**\*For complete details of the Limited and Conditional Warranties, including applicable terms and conditions, contact your local contractor or the Manufacturer for a copy of the product warranty certificate.**

Conditional Parts  
(Registration Required)..... Ten (10) Years

**Before proceeding with installation, refer to installation instructions packaged with each model, as well as complying with all Federal, State, Provincial, and Local codes, regulations, and practices.**

© 2025 Rheem Manufacturing Company. Rheem trademarks owned by Rheem Manufacturing Company.

*In keeping with its policy of continuous progress and product improvement, Rheem reserves the right to make changes without notice.*

5600 Old Greenwood Road  
Fort Smith, Arkansas 72908 • [www.rheem.com](http://www.rheem.com)

125 Edgeware Road, Unit 1  
Brampton, Ontario • L6Y 0P5 • [rheem.ca](http://rheem.ca)