



**List Price Sheet  
2020**

**LPS-2020 Effective January 6, 2020**

PRICES SUBJECT TO CHANGE WITHOUT NOTICE



The brands professional plumbers choose.

For more than half a century, IPS® Corporation has been continually refining—and redefining— plumbing industry technologies. We were the first to produce a reliable cement for use with PVC, CPVC, and ABS pipe and fittings, and the first to introduce plastic recessed washing machine and icemaker outlet boxes.

Today, IPS Corp. offers the industry’s most advanced, extensive mix of plumbing products, all of them designed to help plumbers do a faster, more professional job. Featuring solutions from seven IPS brands, our products are available through a nationwide network of distributors who are committed to providing fast, efficient, customer service.



The era of plastic piping in the United States began in 1954 with the introduction of Weld-On® PVC 710™, America’s first plastic pipe cement. Through the 1960’s, IPS introduced several other PVC transition and ABS cements, cleaners and primers. Today, Weld-On offers the widest range of solvent cements for plumbing, industrial grade pipe, and fittings up to 30". Weld-On formulations are all low VOC, all the time.



Beginning with the industry’s first washing machine outlet box in 1958, the Guy Gray line has evolved into a broad line of high quality products, including FR-12 Fire Rated Boxes, Stainless Steel, White Powder Coated, Dual Drain, Dishwasher, Dryer, and Gas Outlet Boxes. The initial offering of domestic valves now includes Single Lever, Quarter Turn, and Hammer Arrester Valves with Solder, PEX, CPVC, and other connections.



In 1969, Water-Tite standardized laundry connections with the first plastic Washing Machine Recessed Outlet Box. In 1978, we expanded our reputation as industry innovators with the first recessed Ice Maker Outlet Box. Labor-saving products also include the 3 N 1™ Multi-Size Roof Flashing, Right Strap™ Multi-Functional Clamp, Single Shot® Insulating Clamp, Techno Flange®, Angle Stop Boxes and Dimple Valve, and Stabilizer Support System. Today, the Water-Tite product line offers a wide range of plastic labor-saving specialty plumbing products.



The Roof Top Blox is a revolutionary roof top support block system that works with height extension rods, support brackets, pipe rollers, strut, and more. The Blox is versatile enough for every roof plumbing support, roof piping support, and roof platform support need. In addition, the packaging makes transporting roof support blocks to the job – and roof top – a faster and more efficient process. Engineered with contractors in mind, the Roof Top Blox system is designed to be quickly installed, expanded, and adjusted from just the top side. Easier installation and lasting dependability make Roof Top Blox the best roof block choice to specify or install for supporting pipes and mechanical equipment on flat commercial roofs.



Test-Tite® has been manufacturing a complete line of pneumatic and mechanical test plugs for more than 40 years. The full line of pneumatic test plugs includes Standard, Multi-size, Cleanout, Long, Bypass Pneumatic Plugs, and the all-new patented Pressure Relief Pneumatic Test Plug for use in residential, commercial, and underground markets. Our pneumatic plugs come standard with a heavy wall thickness, allowing for a 3-year limited warranty. Our full line of mechanical test plugs includes the all-new, patented Mechanical Cleanout Test Plug.



Since 1931, the AB&A™ product family has grown to include a full line of plastic and brass bath wastes, plastic, cast iron, and brass plumbing drains and fittings, clean outs, and associated accessories. Easy-to-install AB&A bath wastes are offered in an assortment of special finishes to complement today’s designs and customer preferences. A wide range of lavatory, floor, and shower drains are available in plastic, bronze, or cast brass. Recognized for its consistent high quality, AB&A products are used in both new construction and retrofit markets.



In 1970, Studor’s founder, Sture Ericson, developed AAV technology, which was brought to the United States in 1986. Today, Studor® remains the only specialized AAV manufacturer in the world, with millions of valves successfully installed in North America and worldwide. Studor has pioneered AAV technology since its introduction. Accordingly, AAVs are commonly referred to as “Studor-vents” - the brand name in the industry. The expertise in designing the plumbing systems by Studor engineers is unmatched. Remember, “It’s not a Studor valve unless it says so!”



The Truebro® line consists of protective undersink pipe covers and plumbing enclosures for ADA compliance in handicap-accessible lavatories and sinks—for both new construction and retrofit markets. The Lav Guard® 2, Lav Shield®, Basin Guard®, and Soft Guard Plus™ are professional ADA-mandated protection systems designed for durability, aesthetics, and sanitary installations. Basin Guard is a clean and durable design for ADA-compliance in lavatories installed into countertops.



## Customer Information Guide

Plumbing Division – Effective 01/01/2018

### IPS Corporation works for You!

As a manufacturer of products for the construction market, we understand the necessity of shipping products in a safe and timely manner. These guidelines are designed to help everyone in the order placement and fulfillment chain – our valued distributors, customers and internal employees - navigate easily and efficiently through the order and delivery process. If you are a new customer, there are a couple of areas in which we need your help – to ensure that we provide the best possible service to you. The Credit Application, and if applicable, Tax Exempt forms are vital to begin the fulfillment process, and we ask that you complete these forms as accurately as possible. Should you need either of these forms, please contact your sales representative or the Customer Service Center (CSC). Once completed, the forms can be emailed or faxed to your sales representative.

### Contacting IPS Corporation

---

Customer Service Center (CSC) hours are Monday through Friday 7:00 am to 7:00 pm (CST)

Phone: (800) 888-8312

Fax: (901) 853-5008

Email: [tncustserv@ipscorp.com](mailto:tncustserv@ipscorp.com)

### Ordering Great Brands

---

The following information is needed to properly enter and ship your order:

- Sold To and Ship To Names and Addresses
- Contact name and phone number for Ship To
- Item number(s), quantity and price

To place an order, simply call, fax or email your purchase order (PO) to the CSC.

Minimum order amount is \$100.00 net, except Next Day Air or direct-to-contractor shipments.

IPS Corp. reserves the right to increase orders for less than standard packaging to minimum standard packaging quantities.

### Terms of Sale

---

- All accounts and orders are subject to the approval of IPS Corporation's Credit Department. Orders will only be accepted by the CSC for amounts deemed in good standing by the Credit Department.
- Payment terms are 2% 10<sup>th</sup> Prox., Net 30<sup>th</sup>.

### Freight

---

- IPS will pay freight to one destination within 48 contiguous states on orders meeting \$3,000.00 net minimum for Water-Tite product only or combined Wed-On® and Water-Tite products, or 500 lbs. of Weld-On product only.
- Will-call is available from the Collierville, TN and Compton CA distribution centers. Will-calls must have 24 hour lead time (excluding N/S items in Collierville) and a confirmation call from the CSC prior to pick-up. Pick-up hours are 8:00 am to 3:00 pm local time.

### Product Returns











---

All product returns must be submitted within 10 days after receipt of goods and be pre-approved with an RMA number issued by IPS. RMAs require original purchase order number, SKU number, customer contact information, reason for return, and 25% restocking fee. To receive credit, all product must be in original packaging and in sellable condition.

LPS-2020 Effective January 6, 2020









Item #	Product Description	Model Number	UPC	Cubic Ft./ Case	Units/ Case***	Lbs./ Case	List Price
<b>Professional Plumbing Grade PVC Cement</b>							
<b>PLUMBING CEMENT 780™ CLEAR, REGULAR BODIED, FAST SETTING, UP TO 4" SCH. 40 ONLY</b>							
14004	780, 1/4 PT, Can with Applicator Cap	14004	012181-140048	0.220	24	8	8.55
14003	780, 1/2 PT, Can with Applicator Cap	14003	012181-140031	0.370	24	15	12.43
14002	780, PT, Can with Applicator Cap	14002	012181-140024	0.360	12	14	19.14
14001	780, QT, Can with Applicator Cap	14001	012181-140017	0.670	12	27	32.35
14000	780, GAL, Can with Screw-on Cap	14000	012181-140000	1.070	6	52	105.06
<b>PLUMBING CEMENT 781™ CLEAR, MEDIUM BODIED, FAST SETTING, UP TO 6" SCH. 40 &amp; 4" SCH. 80</b>							
14009	781, 1/4 PT, Can with Applicator Cap	14009	012181-140093	0.220	24	8	8.61
14008	781, 1/2 PT, Can with Applicator Cap	14008	012181-140086	0.370	24	15	12.38
14007	781, PT, Can with Applicator Cap	14007	012181-140079	0.360	12	14	20.82
14006	781, QT, Can with Applicator Cap	14006	012181-140062	0.670	12	27	34.50
14005	781, GAL, Can with Screw-on Cap	14005	012181-140055	1.070	6	52	116.87
<b>PLUMBING CEMENT 781™ GRAY, MEDIUM BODIED, FAST SETTING, UP TO 6" SCH. 40 &amp; 4" SCH. 80</b>							
14014	781, 1/4 PT, Can with Applicator Cap	14014	012181-140147	0.220	24	8	8.61
14013	781, 1/2 PT, Can with Applicator Cap	14013	012181-140130	0.370	24	15	12.38
14012	781, PT, Can with Applicator Cap	14012	012181-140123	0.360	12	14	20.82
14011	781, QT, Can with Applicator Cap	14011	012181-140116	0.670	12	27	34.50
14010	781, GAL, Can with Screw-on Cap	14010	012181-140109	1.070	6	52	116.87
<b>PLUMBING CEMENT 782™ CLEAR, HEAVY BODIED, MEDIUM SETTING, UP TO 12" SCH. 40 &amp; SCH. 80</b>							
14019	782, 1/4 PT, Can with Applicator Cap	14019	012181-140192	0.290	24	9	10.35
14018	782, 1/2 PT, Can with Applicator Cap	14018	012181-140185	0.370	24	15	15.36
14017	782, Can with Applicator Cap	14017	012181-140178	0.360	12	14	27.06
14016	782, QT, Can with Applicator Cap	14016	012181-140161	0.670	12	28	45.75
14015	782, GAL, Can with Screw-on Wide Mouth Cap	14015	012181-140154	1.070	6	53	154.07
<b>PLUMBING CEMENT 782™ GRAY, HEAVY BODIED, MEDIUM SETTING, UP TO 12" SCH. 40 &amp; SCH. 80</b>							
14023	782, 1/2 PT, Can with Applicator Cap	14023	012181-140239	0.370	24	15	15.36
14022	782, PT, Can with Applicator Cap	14022	012181-140222	0.360	12	14	27.06
14021	782, QT, Can with Applicator Cap	14021	012181-140215	0.670	12	28	45.75
14020	782, GAL, Can with Screw-on Wide Mouth Cap	14020	012181-140208	1.070	6	53	154.07
<b>PVC 702™ CLEAR, REGULAR BODIED, FAST SETTING, UP TO 4" SCH. 40 ONLY</b>							
10978	702, 1/4 PT, Can with Applicator Cap	107020051	012181-109786	0.22	24	8	8.55
10977	702, 1/2 PT, Can with Applicator Cap	107020041	012181-109779	0.37	24	15	12.40
10976	702, PT, Can with Applicator Cap	107020031	012181-109762	0.36	12	14	19.15
10975	702, QT, Can with Applicator Cap	107020021	012181-109755	0.67	12	27	32.30
10974	702, GAL, Can with Screw-on Cap	107020011	012181-109748	1.07	6	51	104.75
<b>Professional Plumbing Grade PVC Specialty Cement</b>							
<b>PVC 727™ HOT 'R COLD™ CLEAR, MEDIUM BODIED, VERY FAST SETTING, UP TO 6" SCH. 40 &amp; 4" SCH. 80</b>							
10842	727, PT, Can with Applicator Cap	107270031	012181-108420	0.36	12	14	28.35
10841	727, QT, Can with Applicator Cap	107270021	012181-108413	0.67	12	28	48.40
10840	727, GAL, Can with Screw-on Cap	107270011	012181-108406	1.07	6	53	159.45
<b>PVC 735™ WET 'N FAST™ BLUE, MEDIUM BODIED, EXTREMELY FAST SETTING, UP TO 6" SCH. 40 &amp; 4" SCH. 80</b>							
12498	735, 1/4 PT, Can with Applicator Cap	107350951	012181-124987	0.22	24	8	9.45
12497	735, 1/2 PT, Can with Applicator Cap	107350941	012181-124970	0.37	24	15	15.25
12496	735, PT, Can with Applicator Cap	107350931	012181-124963	0.36	12	14	26.15
12495	735, QT, Can with Applicator Cap	107350921	012181-124956	0.67	12	27	44.65
12494	735, GAL, Can with Screw-on Cap	107350911	012181-124949	1.07	6	53	154.30
<b>PVC 737™ TURF 'N AG™ BLUE, MEDIUM BODIED, VERY FAST SETTING, UP TO 8" SCH. 40 &amp; 4" SCH. 80</b>							
11985	737, 1/4 PT, Can with Applicator Cap	107370951	012181-119853	0.22	24	8	8.80
11984	737, 1/2 PT, Can with Applicator Cap	107370941	012181-119846	0.37	24	15	14.55
10990	737, PT, Can with Applicator Cap	107370931	012181-109908	0.36	12	14	24.10
10989	737, QT, Can with Applicator Cap	107370921	012181-109892	0.67	12	28	41.15
10988	737, GAL, Can with Screw-on Cap	107370911	012181-109885	1.07	6	53	141.30
<b>FLEXIBLE PVC 795™ CLEAR, MEDIUM BODIED, FAST SETTING</b>							
10283	795, 1/4 PT, Can with Applicator Cap	107950051	012181-102831	0.22	24	8	10.55
10282	795, 1/2 PT, Can with Applicator Cap	107950041	012181-102824	0.37	24	15	15.65
10281	795, PT, Can with Applicator Cap	107950031	012181-102817	0.36	12	14	26.70
10280	795, QT, Can with Applicator Cap	107950021	012181-102800	0.67	12	27	45.00
10278	795, GAL, Can with Screw-on Cap	107950011	012181-102787	1.07	6	51	156.25
<b>FLEXIBLE PVC 795™ BLUE, MEDIUM BODIED, FAST SETTING</b>							
11905	795, QT, Can with Applicator Cap	107950921	012181-119051	0.67	12	27	45.00
11727	795, GAL, Can with Screw-on Cap	107950911	012181-117279	1.07	6	51	156.25



Item #	Product Description	Model Number	UPC	Cubic Ft./ Case	Units/ Case***	Lbs./ Case	List Price	
<b>Professional Industrial Grade PVC Cement</b>								
<b>PVC 710™ CLEAR, REGULAR BODIED, VERY FAST SETTING, UP TO 2" SCH. 40 ONLY</b>								
10115	710, 1/4 PT, Can with Applicator Cap	107100051	012181-101155	0.22	24	8	9.05	
10114	710, 1/2 PT, Can with Applicator Cap	107100041	012181-101148	0.37	24	15	13.20	
10113	710, PT, Can with Applicator Cap	107100031	012181-101131	0.36	12	14	22.70	
10112	710, QT, Can with Applicator Cap	107100021	012181-101124	0.67	12	27	36.95	
10111	710, GAL, Can with Screw-on Cap	107100011	012181-101117	1.07	6	52	123.30	
<b>PVC 705™ GRAY, MEDIUM BODIED, FAST SETTING, UP TO 6" SCH. 40 &amp; 4" SCH. 80</b>								
10101	705, 1/4 PT, Can with Applicator Cap	107050151	012181-101018	0.22	24	8	8.70	
10098	705, 1/2 PT, Can with Applicator Cap	107050141	012181-100981	0.37	24	15	12.50	
10094	705, PT, Can with Applicator Cap	107050131	012181-100943	0.36	12	14	22.00	
10090	705, QT, Can with Applicator Cap	107050121	012181-100905	0.67	12	27	35.05	
10086	705, GAL, Can with Screw-on Cap	107050111	012181-100868	1.07	6	52	119.35	
<b>PVC 705™ CLEAR, MEDIUM BODIED, FAST SETTING, UP TO 6" SCH. 40 &amp; 4" SCH. 80</b>								
10100	705, 1/4 PT, Can with Applicator Cap	107050051	012181-101001	0.22	24	8	8.70	
10097	705, 1/2 PT, Can with Applicator Cap	107050041	012181-100974	0.37	24	15	12.50	
10093	705, PT, Can with Applicator Cap	107050031	012181-100936	0.36	12	14	22.00	
10089	705, QT, Can with Applicator Cap	107050021	012181-100899	0.67	12	27	35.05	
10085	705, GAL, Can with Screw-on Cap	107050011	012181-100851	1.07	6	52	119.35	
<b>PVC 721™ BLUE, MEDIUM BODIED, FAST SETTING, UP TO 6" SCH. 40 &amp; 4" SCH. 80</b>								
10849	721, 1/4 PT, Can with Applicator Cap	107210951	012181-108499	0.22	24	8	9.20	
10163	721, 1/2 PT, Can with Applicator Cap	107210941	012181-101636	0.37	24	15	15.25	
10162	721, PT, Can with Applicator Cap	107210931	012181-101629	0.36	12	14	26.15	
10161	721, QT, Can with Applicator Cap	107210921	012181-101612	0.67	12	28	43.80	
10160	721, GAL, Can with Screw-on Cap	107210911	012181-101605	1.07	6	53	150.70	
<b>PVC 711™ GRAY, HEAVY BODIED, MEDIUM SETTING, UP TO 12" ALL CLASSES AND SCHEDULES</b>								
10123	711, 1/2 PT, Can with Applicator Cap	107110141	012181-101230	0.37	24	15	15.65	
10121	711, PT, Can with Applicator Cap	107110131	012181-101216	0.36	12	14	27.35	
10119	711, QT, Can with Applicator Cap	107110121	012181-101193	0.67	12	28	45.95	
10117	711, GAL, Can with Screw-on Wide Mouth Cap	107110111	012181-101179	1.07	6	54	155.55	
<b>PVC 719™ GRAY, EXTRA HEAVY BODIED, SLOW SETTING, UP TO 30" ALL CLASSES AND SCHEDULES</b>								
10156	719, TQT, Triple Tight Paint Can	107190122	012181-101568	0.67	12	29	55.05	
13078	719, GAL, Triple Tight Paint Can	107190115	012181-130780	1.07	6	56	181.60	
<b>PVC 719™ WHITE, EXTRA HEAVY BODIED, SLOW SETTING, UP TO 30" ALL CLASSES AND SCHEDULES</b>								
12658	719, 10.3 Oz, Tube	107190266	012181-126585	1.00		21	30.94	
10159	719, PT, Triple Tight Paint Can	107190232	012181-101599	0.36	12	15	31.75	
10157	719, QT, Triple Tight Paint Can	107190222	012181-101575	0.67	12	29	55.05	
10155	719, GAL, Triple Tight Paint Can	107190212	012181-101551	0.86	4	37	181.60	
<b>Professional Industrial Grade PVC Specialty Cement</b>								
<b>PVC 750™ HOTWELD BLUE, MEDIUM BODIED, FAST SETTING, UP TO 6" SCH. 40 &amp; 6" SCH. 80</b>								
13754	750, 1/4 PT, Can with Applicator Cap	13754	012181-137543	0.22	24	8	8.35	
13753	750, 1/2 PT, Can with Applicator Cap	13753	012181-137536	0.37	24	15	13.80	
13752	750, PT, Can with Applicator Cap	13752	012181-137529	0.36	12	14	23.55	
13751	750, QT, Can with Applicator Cap	13751	012181-137512	0.67	12	27	39.45	
13750	750, GAL, Can with Screw-on Cap	13750	012181-137505	1.07	6	53	135.75	
<b>PVC 725™ WET 'R DRY™ AQUA BLUE, MEDIUM BODIED, EXTREMELY FAST SETTING, UP TO 6" SCH. 40 &amp; 4" SCH. 80</b>								
10850	725, 1/4 PT, Can with Applicator Cap	107250951	012181-108505	0.22	24	8	9.20	
10167	725, 1/2 PT, Can with Applicator Cap	107250941	012181-101674	0.37	24	15	15.10	
10166	725, PT, Can with Applicator Cap	107250931	012181-101667	0.36	12	14	25.55	
10165	725, QT, Can with Applicator Cap	107250921	012181-101650	0.67	12	27	42.90	
10164	725, GAL, Can with Screw-on Cap	107250911	012181-101643	1.07	6	53	148.05	
<b>PVC 738™ HOT 'N FAST BLUE, FAST SETTING</b>								
12248	738, 1/2 PT, Can with Applicator Cap	127370941	012181-122488	0.37	24	15	14.60	
12247	738, PT, Can with Applicator Cap	127370931	012181-122471	0.36	12	14	24.40	
12246	738, QT, Can with Applicator Cap	127370921	012181-122464	0.67	12	28	41.30	
12245	738, GAL, Can with Screw-on Cap	127370911	012181-122457	1.07	6	53	142.00	

Item #	Product Description	Model Number	UPC	Cubic Ft./ Case	Units/ Case***	Lbs./ Case	List Price
<b>Professional Plumbing Grade CPVC Cement</b>							
<b>CPVC 713™ ORANGE, REGULAR BODIED, FAST SETTING, UP TO 2" CTS and SCH. 40 CPVC</b>							
10129	713, 1/4 PT, Can with Applicator Cap	107130651	012181-101292	0.22	24	8	10.10
10128	713, 1/2 PT, Can with Applicator Cap	107130641	012181-101285	0.37	24	15	16.15
10127	713, PT, Can with Applicator Cap	107130631	012181-101278	0.36	12	14	26.10
10126	713, QT, Can with Applicator Cap	107130621	012181-101261	0.67	12	27	45.20
<b>CPVC FlowGuard Gold™ YELLOW, REGULAR BODIED, FAST SETTING, LOW VOC, UP TO 2" CTS CPVC</b>							
11029	FGG, 1/4 PT, Can with Applicator Cap	127130851	012181-110294	0.22	24	8	10.60
11028	FGG, 1/2 PT, Can with Applicator Cap	127130841	012181-110287	0.37	24	15	16.80
11027	FGG, PT, Can with Applicator Cap	127130831	012181-110270	0.36	12	14	27.30
11026	FGG, QT, Can with Applicator Cap	107130621	012181-110263	0.67	12	27	47.35
11025	FGG, GAL, Can with Screw-on Cap	107130611	012181-110256	1.07	6	56	162.40
<b>Professional Industrial Grade CPVC Cement</b>							
<b>CPVC 714™ ORANGE, HEAVY BODIED, MEDIUM SETTING, UP TO 12" CPVC ALL CLASSES AND SCHEDULES</b>							
10137	714, 1/2 PT, Can with Applicator Cap	107140641	012181-101377	0.37	24	15	17.65
10135	714, PT, Can with Applicator Cap	107140631	012181-101353	0.36	12	14	28.55
10132	714, QT, Can with Applicator Cap	107140621	012181-101322	0.67	12	29	50.80
10130	714, GAL, Can with Screw-on Cap	107140611	012181-101308	1.07	6	55	175.55
<b>CPVC 714™ GRAY, HEAVY BODIED, MEDIUM SETTING, UP TO 12" CPVC ALL CLASSES AND SCHEDULES</b>							
10134	714, PT, Can with Applicator Cap	107140131	012181-101346	0.36	12	14	28.55
10131	714, QT, Can with Applicator Cap	107140121	012181-101315	0.67	12	29	50.80
<b>CPVC 724™ ORANGE, HEAVY BODIED, LOW VOC, MEDIUM SETTING</b>							
13531	724, PT, Can with Applicator Cap	13531	012181-135310	0.36	12	15	30.65
12818	724, QT, Can with Applicator Cap	107240621	012181-128183	0.67	12	29	54.10
12817	724, GAL, Can with Screw-on Wide Mouth Cap	107240611	012181-128176	1.07	6	56	186.80
<b>CPVC 724™ GRAY, HEAVY BODIED, LOW VOC, MEDIUM SETTING</b>							
11890	724, PT, Can with Applicator Cap	107240131	012181-118900	0.36	12	15	30.65
11659	724, QT, Can with Applicator Cap	107240121	012181-116593	0.67	12	29	54.10
12233	724, GAL, Can with Screw-on Wide Mouth Cap	107240111	012181-122334	1.07	6	56	186.80
<b>CPVC 729™ GRAY, EXTRA HEAVY BODIED, LOW VOC, SLOW SETTING, UP TO 24" CPVC ALL CLASSES AND SCHEDULES</b>							
10845	729, QT, Triple Tight Paint Can	107290122	012181-108451	0.67	12	29	60.90
10844	729, GAL, Triple Tight Paint Can	107290112	012181-108444	0.86	4	37	198.50


































Item #	Product Description	Model Number	UPC	Cubic Ft./ Case	Units/ Case***	Lbs./ Case	List Price	
<b>Professional Plumbing Grade ABS Cement</b>								
<b>ABS 771™ MILKY, MEDIUM BODIED, FAST SETTING, UP TO 8" ALL CLASSES AND SCHEDULES</b>								
10233	771, PT, Can with Applicator Cap	107710531	012181-102336	0.36	12	13	21.30	
10232	771, QT, Can with Applicator Cap	107710521	012181-102329	0.67	12	26	36.30	
10230	771, GAL, Can with Screw-on Cap	107710511	012181-102305	1.07	6	49	123.50	
<b>ABS 771™ YELLOW, MEDIUM BODIED, FAST SETTING, UP TO 8" ALL CLASSES AND SCHEDULES</b>								
10969	771, 1/4 PT, Can with Applicator Cap	107710851	012181-109694	0.22	24	7	10.50	
10968	771, 1/2 PT, Can with Applicator Cap	107710841	012181-109687	0.37	24	14	13.30	
10967	771, PT, Can with Applicator Cap	107710831	012181-109670	0.36	12	13	21.30	
10966	771, QT, Can with Applicator Cap	107710821	012181-109663	0.67	12	26	36.30	
10965	771, GAL, Can with Screw-on Cap	107710811	012181-109656	1.07	6	49	123.50	
<b>ABS 773™ BLACK, MEDIUM BODIED, FAST SETTING, UP TO 8" ALL CLASSES AND SCHEDULES</b>								
10246	773, 1/4 PT, Can with Applicator Cap	107730351	012181-102466	0.22	24	8	8.55	
10245	773, 1/2 PT, Can with Applicator Cap	107730341	012181-102459	0.37	24	14	11.60	
10244	773, PT, Can with Applicator Cap	107730331	012181-102442	0.36	12	13	19.25	
10243	773, QT, Can with Applicator Cap	107730321	012181-102435	0.67	12	26	31.40	
10241	773, GAL, Can with Screw-on Cap	107730311	012181-102411	1.07	6	50	105.40	
<b>ABS 778™ REGULAR VOC, BLACK, MEDIUM BODIED, FAST SETTING, UP TO 8" ALL CLASSES AND SCHEDULES</b>								
13536	778, 1/4 PT, Can with Applicator Cap	13536	012181-135365	0.22	24	8	8.11	
13535	778, 1/2 PT, Can with Applicator Cap	13535	012181-135358	0.37	24	14	11.02	
13534	778, PT, Can with Applicator Cap	13534	012181-135341	0.36	12	13	18.36	
13533	778, QT, Can with Applicator Cap	13533	012181-135334	0.67	12	26	29.90	
13537	778, GAL, Can with Screw-on Cap	13537	012181-135372	1.07	6	50	100.36	
<b>Professional Plumbing Grade Multi-Purpose Cement</b>								
<b>MULTI-PURPOSE 790™ CLEAR, MEDIUM BODIED, FAST SETTING, UP TO 6" PVC/CPVC ALL C&amp;S AND 4" SCHEDULE 80</b>								
10260	790, 1/4 PT, Can with Applicator Cap	107900051	012181-102602	0.22	24	8	9.95	
10259	790, 1/2 PT, Can with Applicator Cap	107900041	012181-102596	0.37	24	15	14.50	
10258	790, PT, Can with Applicator Cap	107900031	012181-102589	0.36	12	14	24.35	
10257	790, QT, Can with Applicator Cap	107900021	012181-102572	0.67	12	27	40.65	
11248	790, GAL, Can with Screw-on Cap	107900011	012181-112489	1.07	6	53	133.85	
<b>TRANSITION ABS TO PVC 794™ GREEN, MEDIUM BODIED, FAST SETTING, UP TO 6" ABS/PVC (EXCEPT SCH. 80)</b>								
13369	794, 1/4 PT, Can with Applicator Cap	13369	012181-133699	0.22	24	8	10.55	
10275	794, 1/2 PT, Can with Applicator Cap	107940741	012181-102756	0.37	24	15	15.35	
10274	794, PT, Can with Applicator Cap	107940731	012181-102749	0.36	12	14	25.05	
10273	794, QT, Can with Applicator Cap	107940721	012181-102732	0.67	12	28	43.15	
10272	794, GAL, Can with Screw-on Cap	107940711	012181-102725	1.07	6	54	141.70	
<b>PRIMERS &amp; CLEANERS</b>								
<b>Professional Plumbing Grade PVC / CPVC Low VOC Primer</b>								
<b>PURPLE PRIMER FOR ALL PVC AND CPVC</b>								
14028	PLUMBING PRIMER, 1/4 PT, Can with Applicator Cap	14028	012181-140284	0.220	24	7	8.55	
14027	PLUMBING PRIMER, 1/2 PT, Can with Applicator Cap	14027	012181-140277	0.370	24	14	11.65	
14026	PLUMBING PRIMER, PT, Can with Applicator Cap	14026	012181-140260	0.360	12	13	21.44	
14025	PLUMBING PRIMER, QT, Can with Applicator Cap	14025	012181-140253	0.670	12	25	35.90	
14024	PLUMBING PRIMER, GAL, Can with Screw-on Cap	14024	012181-140246	1.070	6	49	108.04	
<b>CLEAR PRIMER FOR ALL PVC AND CPVC</b>								
14033	PLUMBING PRIMER, 1/4 PT, Can with Applicator Cap	14033	012181-140338	0.220	24	7	8.55	
14032	PLUMBING PRIMER, 1/2 PT, Can with Applicator Cap	14032	012181-140321	0.370	24	14	11.65	
14031	PLUMBING PRIMER, PT, Can with Applicator Cap	14031	012181-140314	0.360	12	13	21.44	
14030	PLUMBING PRIMER, QT, Can with Applicator Cap	14030	012181-140307	0.670	12	25	35.90	
14029	PLUMBING PRIMER, GAL, Can with Screw-on Cap	14029	012181-140291	1.070	6	49	108.04	

Item #	Product Description	Model Number	UPC	Cubic Ft./ Case	Units/ Case***	Lbs./ Case	List Price
<b>Professional Industrial Grade PVC / CPVC Low VOC Primer</b>							
<b>P-70™ LOW VOC PURPLE PRIMER FOR ALL PVC AND CPVC</b>							
10229	P-70, 1/4 PT, Can with Applicator Cap	107700451	012181-102299	0.22	24	7	9.20
10227	P-70, 1/2 PT, Can with Applicator Cap	107700441	012181-102275	0.37	24	14	12.70
10225	P-70, PT, Can with Applicator Cap	107700431	012181-102251	0.36	12	13	25.20
10223	P-70, QT, Can with Applicator Cap	107700421	012181-102237	0.67	12	26	40.85
10221	P-70, GAL, Can with Screw-on Cap	107700411	012181-102213	1.07	6	49	134.35
<b>P-70™ LOW VOC CLEAR PRIMER FOR ALL PVC AND CPVC (VERY AGGRESSIVE)</b>							
10228	P-70, 1/4 PT, Can with Applicator Cap	107700051	012181-102282	0.22	24	7	9.20
10226	P-70, 1/2 PT, Can with Applicator Cap	107700041	012181-102268	0.37	24	14	12.70
10224	P-70, PT, Can with Applicator Cap	107700031	012181-102244	0.36	12	13	25.20
10222	P-70, QT, Can with Applicator Cap	107700021	012181-102220	0.67	12	26	40.85
10220	P-70, GAL, Can with Screw-on Cap	107700011	012181-102206	1.07	6	49	134.35
<b>P-75™ WET 'R DRY LOW VOC AQUA BLUE PRIMER FOR USE WITH 725 WET 'R DRY CEMENTS</b>							
10250	P-75, 1/2 PT, Can with Applicator Cap	107750941	012181-102503	0.37	24	14	14.20
10249	P-75, PT, Can with Applicator Cap	107750931	012181-102497	0.36	12	13	28.35
10248	P-75, QT, Can with Applicator Cap	107750921	012181-102480	0.67	12	25	45.80
10247	P-75, GAL, Can with Screw-on Cap	107750911	012181-102473	1.07	6	48	147.75
<b>Professional Grade Cleaner</b>							
<b>C-65™ LOW VOC CLEAR CLEANER FOR PVC/CPVC/ABS/STYRENE</b>							
10204	C-65, 1/4 PT, Can with Applicator Cap	107650051	012181-102046	0.22	24	7	6.80
10203	C-65, 1/2 PT, Can with Applicator Cap	107650041	012181-102039	0.37	24	13	10.15
10202	C-65, PT, Can with Applicator Cap	107650031	012181-102022	0.36	12	12	17.70
10201	C-65, QT, Can with Applicator Cap	107650021	012181-102015	0.67	12	24	26.05
10200	C-65, GAL, Can with Screw-on Cap	107650011	012181-102008	1.07	6	46	83.15
<b>Professional Grade Primer-Conditioner</b>							
<b>PC-64™ LOW VOC PURPLE PRIMER-CONDITIONER FOR PVC AND CPVC</b>							
10875	PC-64, 1/4 PT, Can with Applicator Cap	107640451	012181-108758	0.22	24	7	7.50
10874	PC-64, 1/2 PT, Can with Applicator Cap	107640441	012181-108741	0.37	24	13	11.15
10873	PC-64, PT, Can with Applicator Cap	107640431	012181-108734	0.36	12	12	20.75
10872	PC-64, QT, Can with Applicator Cap	107640421	012181-108727	0.67	12	25	34.20
10871	PC-64, GAL, Can with Screw-on Cap	107640411	012181-108710	1.07	6	47	99.25
<b>PC-64™ LOW VOC CLEAR PRIMER-CONDITIONER FOR PVC AND CPVC</b>							
12656	PC-64, QT, Can with Applicator Cap	107640021	012181-126561	0.67	12	25	34.20
<b>SPECIAL PURPOSE PRODUCTS</b>							
<b>600™ CLEAR, LIGHT BODIED CONTACT ADHESIVE FOR POLYETHYLENE, POLYPROPYLENE, PVC, CPVC, ABS, STYRENE</b>							
10077	600, PT, Can with Applicator Cap	106000031	012181-100776	0.36	12	13	27.46
10076	600, QT, Can with Applicator Cap	106000021	012181-100769	0.67	12	26	46.80
<b>810™ A&amp;B WHITE TWO COMPONENT REACTIVE ADHESIVE FOR PVC, CPVC, DISSIMILAR MATERIALS</b>							
10813	810, 4 Oz, Plastic Jar with Screw-on Cap	10810K151	012181-108130	0.42	6	3	22.90
10812	810, PT, Plastic Jar with Screw-on Cap	10810K131	012181-108123	0.42	4	6	49.45
10811	810, QT, Plastic Jar with Screw-on Cap	10810K121	012181-108116	0.78	4	11	75.65
10810	810, GAL, Plastic Jar with Screw-on Cap	10810K111	012181-108109	1.21	4	41	246.90



















Item #	Product Description	Model Number	UPC	Cubic Ft./ Case	Units/ Case***	Lbs./ Case	List Price	
<b>SOLVENT WELDING APPLICATORS &amp; ACCESSORIES</b>								
<b>CAN APPLICATOR BRUSHES &amp; DAUBERS</b>								
* 12121	PB-1 Brush in Plastic Cap w/Handle for Pt. & Qt. Cans	006010000	012181-121214	0.20	25	3	10.65	
* 10832	SuperDauber 75, 3/4" adjustable dauber	001720000	012181-108321	0.20	50	2	5.90	
* 10833	SuperDauber 150, 1 1/4" adjustable dauber	001710000	012181-108338	0.20	50	2	5.90	
* 13199	DH-38, 3/8" Cap Dauber for FlowGuard Gold 1/4 & 1/2 Pint Cans	006200000	012181-131992	0.20	50	2	1.35	
* 10003	Pint Sized Cap Dauber 1/2" for FlowGuard® Gold™	006190000	012181-100035	0.20	50	2	1.35	
* 10004	DP-75, 3/4" Cap Dauber for up to 1-1/2" Pipe Diameter	006150000	012181-100042	0.20	50	2	1.35	
* 10005	DP-150, 1 1/2" Cap Dauber for up to 3" Pipe Diameter	006160000	012181-100059	0.20	50	2	1.45	
* 11831	DQ-50, 1/2" Cap Dauber for FlowGuard® Gold™ Qt. Can	006180000	012181-118313	0.20	50	2	1.35	
* 12429	DQ-75, 3/4" Cap Dauber for up to 1 1/2" Pipe Diameter	006580000	012181-124291	0.20	50	2	1.35	
* 10006	DQ-150, 1 1/2" Cap Dauber for up to 3" Pipe Diameter	006170000	012181-100066	0.20	50	3	1.45	
<b>CAN APPLICATOR ROLLERS &amp; SWABS</b>								
* 10007	3020 Roll-A-Weld 3" Roller for MT-653 Qt. Can	006300000	012181-100073	0.93	24	6	17.00	
* 11957	6020 4" Roller for MT-651 Qt. Can	006330000	012181-119570	0.93	24	4	16.65	
* 10008	7020 Jumbo Roll-A-Weld 7" Roller for MT-648 Gal. Can	006310000	012181-100080	0.93	20	7	20.80	
* 10009	4020 4" Swab for MT-648 Gal. Can	006320000	012181-100097	0.93	24	5	20.80	
* 12071	5020 4" Swab for MT-651 Qt. Can	006340000	012181-120712	0.93	24	4	16.65	
* 13360	8020 4" Cotton Swab, Wire Handle for 6" Diameter or Larger Pipe	13360	012181-133606	0.93	24	6	6.80	
<b>SuperSwab Applicator</b>								
14108	SuperSwab (swab and handle included)	14108	012181-141083	0.931	12	3.5	20.05	
14111	SuperSwab - bulk pack (swabs and handles included)	14111	012181-141113	0.931	24	4	31.55	
14109	Replacement swabs (4 swabs per bag)	14109	012181-141090	0.198	3 bags	3.5	16.75	
14112	Replacement swabs - bulk pack	14112	012181-141120	0.931	24	4	6.20	
<b>EMPTY SOLVENT WELDING CONTAINERS</b>								
* 10010	MT-648 Gal. Can with 2-7/8" Neck	006480000	012181-100103	1.070	6	5	21.95	
* 10012	MT-651 Qt. Can with 1-3/4" Neck	006510000	012181-100127	0.670	12	3	7.55	
* 10014	MT-653 Qt. Can with Triple Tight Paint Can	006530000	012181-100141	0.670	12	3	7.55	
* 10015	MT-654 Pt. Can with 1-3/4" Neck	006540000	012181-100158	0.360	12	2	6.55	
<b>CEMENT AND PRIMER CARRIERS</b>								
* 12891	CanTote, For Carrying Quart & Pint Cement Cans	001870000	012181-128916	1.810	24	14	20.05	
* 14147	Can-Tote Carrier 6PK/Case for QT/PT	14147	012181-128916	0.490	6	3.6	21.80	
<b>EASY TWIST™ CAN OPENER</b>								
* 14550	Easy Twist, 8pack	14550	012181-145500		8	1.5	10.87	
<b>PLASTIC PIPE PREP TOOLS</b>								
* 12739	36" Plastic Pipe Cable Saw for up to 8" Diameter T-Style Handle	CST-36	012181-127391	0.360	24	1	21.35	
* 12079	DEB-2 Plastic Pipe Deburring Tool for Sizes 1/2" - 2" IPS	006350000	012181-120798	0.040	6	1	109.25	
* 69501	Inside Pipe Cutter 2"	ABA2450CARD	767580-061202		12		22.42	
* 69502	Inside Pipe Cutter 3"	ABA2451	767580-014703		12		34.11	
* 69503	Inside Pipe Cutter 3"	ABA2451CARD	767580-061219		12		24.89	
* 69504	Inside Pipe Cutter Blades	ABA2452	767580-014710		12		24.56	
* 69505	Inside Pipe Cutter Blades	ABA2452CARD	767580-061226		12		17.00	
<b>PROFESSIONAL HAND CLEANER WIPES</b>								
* 12762	Advanced strong hand cleaner wipes (72 wipes per container)	0002110000	012181-127629	0.760	6	14	56.30	

\* Item does NOT qualify for Category Discount Program.

Item #	Product Description	Model Number	UPC	Cubic Ft./ Case	Units/ Case***	Lbs./ Case	List Price
<b>ALL SEAL BEIGE PLASTIC AND METAL PIPE THREAD SEALANT</b>							
87660	1/4 PT, Can with Brush in Cap Applicator	R5123	012181-876602	0.250	24	3	13.12
87665	1/2 PT, Can with Brush in Cap Applicator	R5124	012181-876657	0.386	24	20	21.05
87670	PT, Can with Brush in Cap Applicator	R5125	012181-876701	0.374	12	22	33.90
<b>BLUE SEAL BLUE PLASTIC AND METAL PIPE THREAD SEALANT</b>							
87685	1/2 PT, Can with Brush in Cap Applicator	R5134	012181-876855	0.386	24	20	23.46
87690	PT, Can with Brush in Cap Applicator	R5135	012181-876909	0.374	12	22	34.12
87695	QT, Can with Brush in Cap Applicator	R5136	012181-876954	0.859	12	38	61.48
<b>WHITE SEAL PLUS WHITE PLASTIC AND METAL PIPE THREAD SEALANT</b>							
80200	2 Oz, Tube	R5002	012181-802007	0.344	12	1.08	6.48
87725	1/4 PT, Can with Brush in Cap Applicator	R5163	012181-877258	0.250	24	6	12.91
87730	1/2 PT, Can with Brush in Cap Applicator	R5164	012181-877302	0.386	24	20	23.84
87735	PT, Can with Brush in Cap Applicator	R5165	012181-877357	0.374	12	22	39.31
87740	QT, Can with Brush in Cap Applicator	R5166	012181-877401	0.859	12	38	70.00
<b>505™ KEY-TITE® GREEN WATERPROOF METAL PIPE THREAD SEALANT</b>							
10069	1/4 PT, Can with Brush in Cap Applicator	105050051	012181-100691	0.22	24	6	9.45
10068	1/2 PT, Can with Brush in Cap Applicator	105050041	012181-100684	0.37	24	20	15.50
10064	PT, Can with Brush in Cap Applicator	105050031	012181-100646	0.36	12	22	21.75
10063	QT, Triple Tight Paint Can	105050022	012181-100639	0.67	12	38	36.65
10062	GAL, Triple Tight Paint Can	105050012	012181-100622	1.07	4	52	130.20
<b>THREAD SEAL TAPE</b>							
80315	White 1/2" x 260"	R5153	012181-803158	0.212	100	11	1.82
80310	White 1/2" x 520"	R5155	012181-803103	0.212	100	11	2.52
87750	White 3/4" x 260"	R5160	012181-877500	0.212	70	2	4.18
87755	White 3/4" x 520"	R5161	012181-877555	0.212	70	2	5.30
87720	White 1" x 520"	R5162	012181-877203	0.212	50	6	6.70
80320	Yellow Gas Line 1/2" x 260"	R5156	012181-803202	0.389	12	2	10.23
80325	Pink Extra Duty 1/2" x 260"	R5157	012181-803257	0.389	12	3	9.53
<b>PLUMBING STICKS</b>							
81255	Pipe Stick Joint Compound	R5071	012181-812556	0.134	144	20	3.21
<b>EPOXY PUTTY STICK</b>							
84055	4 Oz, Epoxy Putty Stick	REP1	012181-840559	0.164	24	8	21.69
<b>SOFT SEAL PLUMBER'S PUTTY</b>							
80100	14 Oz, Poly Tub	R5101	012181-801000	0.444	24	26	5.78
80103	3 LB, Poly Tub	R5103	012181-801031	0.332	6	40	16.50
80105	5 LB, Poly Tub	R5105	012181-801055	0.594	6	37	24.26
<b>SOFT SEAL STAIN-FREE PLUMBER'S PUTTY</b>							
80111	14 OZ, SOFT SEAL STAIN-FREE PLUMBER'S PUTTY	80111	012181-801116	0.444	24	22	8.83
80112	3 LB, SOFT SEAL STAIN-FREE PLUMBER'S PUTTY	80112	012181-801123	0.332	6	19	35.33



Item #	Product Description	Model Number	UPC	Cubic Ft./ Case	Units/ Case***	Lbs./ Case	List Price	
<b>182™ ROOF FLASHING CEMENT</b>								
10051	QT, Triple Tight Paint Can	101820021	012181-100516	0.782	12	30	14.74	
10050	GAL, Triple Tight Paint Can	101820011	012181-100509	1.212	4	40	31.21	
<b>EZ Flush Pipe Lubricant</b>								
87718	QT, Blue Pipe Lubricant	87718	012181-877180	0.859	12	28	14.94	
87719	GAL, Blue Pipe Lubricant	87719	012181-877197	1.296	4	34	53.88	
87721	5 GAL, Blue Pipe Lubricant	87721	012181-877210	5.625	1	40	228.27	
<b>SEAL LUBE GASKET LUBRICANT</b>								
87705	PT, Poly Tub	R5175	012181-877050	0.360	12	30	11.68	
87710	QT, Poly Tub	R5176	012181-877104	0.670	12	28	20.19	
87715	GAL, Poly Tub	R5177	012181-877159	1.050	4	35	64.16	
<b>SLIK SEAL PLUMBERS GREASE</b>								
80427	1 Oz, Tin	R301	012181-840278	0.071	24	2	5.89	
<b>LIGHT CUTTING OIL</b>								
80424	QT, Poly Bottle	R1523	012181-804247	0.986	12	23	26.24	
80425	GAL, Poly Bottle	R1525	012181-804254	1.467	6	45	72.25	
<b>DARK CUTTING OIL</b>								
80420	QT, Poly Bottle	R1623	012181-804209	0.986	12	23	25.49	
80421	GAL, Poly Bottle	R1625	012181-804216	1.467	6	45	66.20	
80422	5 GAL, Pail	R1630	012181-804223	1.250	1	48	314.77	
<b>SOLDERING FLUX</b>								
81331	4 Oz, Paste Flux	R5358	012181-813317	0.244	24	7	12.59	
81332	8 Oz, Paste Flux	R5359	012181-813324	0.480	24	8	16.92	
81340	1 LB, Paste Flux	R14930	012181-813409	0.432	12	18	20.73	
<b>BRUSHES and SAND CLOTH</b>								
81352	Acid Brushes	R5401	012181-813522	0.050	144	5	0.64	
81610	1/2" Premium Duty Fitting Brush	R5553	012181-816103	0.040	12	2	5.62	
81620	3/4" Premium Duty Fitting Brush	R5555	012181-816202	0.050	12	2	6.16	
81625	1" Premium Duty Fitting Brush	R5557	012181-816257	0.053	12	2	6.70	
81630	1-1/4" Premium Duty Fitting Brush	R5559	012181-816301	0.110	12	2	8.46	
81635	1-1/2" Premium Duty Fitting Brush	R5561	012181-816356	0.110	6	2	8.46	
81640	2" Premium Duty Fitting Brush	R5563	012181-816400	0.110	12	2	11.89	
87795	1/2" Heavy Duty Wire Handle Fitting Brush	R5581	012181-877951	0.110	12	2	3.96	
87800	3/4" Heavy Duty Wire Handle Fitting Brush	R5583	012181-878002	0.110	12	2	4.18	
81651	Combination 4-n-1 Copper Tube & Fitting Brush	R5566	012181-816516	0.159	10	4	43.65	
81560	1/2" Copper Tube Cleaning Brush	R5570	012181-815601	0.131	36	3	11.78	
81565	3/4" Copper Tube Cleaning Brush	R5575	012181-815656	0.201	36	3	13.55	
81400	2 Yds. x 1-1/2" Sand Cloth	R5451	012181-814000	0.136	24	6	5.78	
81405	10 Yds. x 1-1/2" Sand Cloth	R5455	012181-814055	0.377	24	13	15.91	
81410	25 Yds. x 1-1/2" Sand Cloth	R5460	012181-814109	1.168	24	25	34.65	
81500	5 Yds. x 1-1/2" Open Mesh Cloth	R5501	012181-815007	0.549	24	6	21.75	
81505	10 Yds. x 1-1/2" Open Mesh Cloth	R5503	012181-815052	0.549	24	13	35.99	
80890	Flame Stopper 9" x 12" Torch Protector	RFS1	012181-808900	1.446	25	11	36.47	

Item #	Product Description	Model Number	UPC	Cubic Ft/ Case	Units/ Case***	Lbs./ Case	List Price
<b>CENTER DRAIN GALVANIZED WASHING MACHINE OUTLET BOXES</b>							
82026	1/2" MIP/Sweat Conx. Valve, 1-1/2" Threaded Drain Fitting	B150	012181-820261	1.940	6	39	161.22
82032	1/2" MIP/Sweat Conx. Valve, 2" Threaded Drain Fitting	B200	012181-820322	1.940	6	39	135.56
82036	Top Mount 1/2" MIP/Sweat Conx. Valves, 2" Threaded Drain Fitting	BB200TS	012181-820360	1.940	6	41	144.15
81974	Domestic Valve w/1/2" Pex conx., 2" Threaded Drain	B200X	012181-819746	1.940	6	39	170.74
81975	Domestic Valve w/1/2" CPVC conx., 2" Threaded Drain	B200C	012181-819753	1.940	6	39	175.24
<b>CENTER DRAIN GALVANIZED WASHING MACHINE OUTLET BOXES W/2" THREADED DRAIN AND RECEPTACLE</b>							
82033	1/2" MIP/Sweat Conx. Valves, Duplex Recept.	BE200	012181-820339	2.280	6	45	190.67
82037	Top Mount 1/2" MIP/Sweat Conx. Valves, Duplex Recept.	BBE200TS	012181-820377	2.280	6	46	191.42
82633	1/2" MIP/Sweat Conx. Valves, 125V GFCI Recept.	BE200GF	012181-826331	2.280	6	45	218.60
82636	Top Mount 1/2" MIP/Sweat Conx. Valves, 125V GFCI Recept.	BBE200TSGF	012181-826362	2.280	6	46	219.30
<b>CENTER DRAIN GALVANIZED WASHING MACHINE OUTLET BOXES W/THREADED DRAIN AND RECEPTACLES</b>							
82028	1/2" MIP/Sweat Conx. Valves, 1-1/2" Threaded Drain Fitting, Duplex & 3 Wire Recept.	BED150	012181-820285	2.620	6	51	217.95
82034	1/2" MIP/Sweat Conx. Valves, 2" Threaded Drain Fitting, Duplex & 3 Wire Recept.	BED200	012181-820346	2.620	6	53	209.48
81978	1/2" MIP/PEX Conx Valves, 2" Threaded Drain, Duplex & 3 Wire Dryer Recept.	BED200P	012181-819784	2.620	6	53	228.70
82038	Top Mount 1/2" MIP/Sweat Conx. Valves, 2" Threaded Drain, Duplex & 3 Wire Recept.	BBED200TS	012181-820384	2.620	6	50	220.12
82632	1/2" MIP/Sweat Conx. Valves, 1 1/2" Threaded Drain, GFCI & 3 Wire Dryer Recept.	BED150GF	012181-826324	2.620	6	51	244.07
82634	1/2" MIP/Sweat Conx. Valves, 2" Threaded Drain, GFCI & 3 Wire Dryer Recept.	BED200GF	012181-826348	2.620	6	53	236.13
82679	1/2" MIP/PEX Conx Valves, 2" Threaded Drain, GFCI & 3 Wire Dryer Recept.	BED200PGF	012181-826799	2.620	6	53	254.12
82637	Top Mount 1/2" MIP/Sweat Conx. Valves, 2" Threaded Drain, GFCI & 3 Wire Dryer Recept.	BBED200TSGF	012181-826379	2.620	6	50	246.06
<b>CENTER DRAIN GALVANIZED WASHING MACHINE OUTLET BOXES W/RECEPTACLES ON RIGHT</b>							
82142	1/2" MIP/Sweat Conx. Valves, 2" Drain, Duplex & 3 Wire 250V Recept.	NWBED2003	012181-821428	2.620	6	52	245.36
82035	1/2" MIP/Sweat Conx. Valves, 2" Drain, Duplex & 4 Wire 250V Recept.	NWBED2004	012181-820353	2.620	6	55	255.82
82671	1/2" MIP/Sweat Conx. Valves, GFCI & 3 Wire Recept.	NWBED2003GF	012181-826713	2.620	6	52	269.72
82635	1/2" MIP/Sweat Conx. Valves, GFCI & 4 Wire Recept.	NWBED2004GF	012181-826355	2.620	6	55	279.42
<b>RIGHT DRAIN GALVANIZED WASHING MACHINE OUTLET BOXES</b>							
82030	1/2" MIP/Sweat Conx. Valve, 1-1/2" Threaded Drain Fitting	FB150	012181-820308	1.940	6	38	201.77
82039	1/2" MIP/Sweat Conx. Valve, 2" Threaded Drain Fitting	FB200	012181-820391	1.940	6	38	183.59
82031	1/2" MIP/Sweat Conx. Single Lever Valve, 1-1/2" Threaded Drain Fitting	WB150	012181-820315	1.940	6	45	303.67
82043	1/2" MIP/Sweat Conx. Single Lever Valve, 2" Threaded Drain Fitting	WB200	012181-820438	1.940	6	41	263.41
<b>RIGHT DRAIN GALVANIZED WASHING MACHINE OUTLET BOXES WITH HAMMER ARRESTERS VALVES</b>							
82048	Single Lever Valve w/Hammer Arresters, 2" Drain	WB200HA	012181-820483	1.940	6	45	334.06
<b>RIGHT DRAIN GALVANIZED WASHING MACHINE OUTLET BOXES W/RECEPTACLE</b>							
82040	1/2" MIP/Sweat Conx. Valves, Duplex Recept.	FBE200	012181-820407	2.280	6	43	227.13
82044	1/2" MIP/Sweat Conx. Single Lever Valves, Duplex Recept.	WBE200	012181-820445	2.280	6	52	292.40
82047	1/2" MIP/Sweat, Single Lever Arrester Valves, Duplex Recept.	WBE200HA	012181-824076	2.280	6	52	378.58
82668	1/2" MIP/Sweat Conx. Single Lever Valves, GFCI Recept.	FBED200GF	012181-826683	2.280	6	52	313.67
82631	1/2" MIP/Sweat Conx. Single Lever Arrester Valves, GFCI Recept.	WBE200HAGF	012181-826317	2.280	6	52	394.18
<b>RIGHT DRAIN GALVANIZED WASHING MACHINE OUTLET BOXES W/ Dryer Receptacle</b>							
82041	1/2" MIP/Sweat Conx. Valves, Duplex & 3 Wire Dryer Recept.	FBED200	012181-820414	2.620	6	50	263.71
82045	1/2" MIP/Sweat Conx. Single Lever Valves, Duplex & 3 Wire Dryer Recept.	WBED200	012181-820452	2.620	6	53	319.57
82639	1/2" MIP/Sweat Conx. Valves, GFCI & 3 Wire Dryer Recept.	FBED200GF	012181-826393	2.620	6	50	286.85
82669	1/2" MIP/Sweat Conx. Single Lever Valves, GFCI & 3 Wire Dryer Recept.	WBED200GF	012181-826690	2.620	6	53	339.03
<b>RIGHT DRAIN GALVANIZED WASHING MACHINE OUTLET BOXES W/2" THREADED DRAIN AND RECEPTACLES ON RIGHT</b>							
82042	1/2" MIP/Sweat Conx. Valves, Duplex & 4 Wire 250 V Recept.	NWFBED2004	012181-820421	2.620	6	54	304.84
81979	1/2" MIP/Sweat Conx. Single Lever Arrester Valves, Duplex & 4 Wire Recept.	WNWBED2004HA	012181-819791	2.620	6	62	472.37
82046	1/2" MIP/Sweat Conx. Single Level Valves, Duplex & 3 Wire 250 V Recept.	WNWBED2003	012181-820469	2.620	6	62	342.88
82144	1/2" MIP/Sweat Conx. Single Level Valves, Duplex & 4 Wire 250 V Recept.	WNWBED2004	012181-821442	2.620	6	62	359.30
82640	1/2" MIP/Sweat Conx. Valves, GFCI & 4 Wire Recept.	NWFBED2004GF	012181-826409	2.620	6	54	325.29
82680	1/2" MIP/Sweat Conx. Single Lever Arrester Valves, GFCI & 4 Wire Recept.	WNWBED2004HAGF	012181-826805	2.620	6	62	481.89
82670	1/2" MIP/Sweat Conx. Single Lever Valves, GFCI & 3 Wire Recept.	WNWBED2003GF	012181-826702	2.620	6	62	360.82
82678	1/2" MIP/Sweat Conx. Single Lever Valves, GFCI & 4 Wire Recept.	WNWBED2004GF	012181-826782	2.620	6	62	376.19
<b>"T" SERIES CENTER DRAIN WHITE POWDER COATED COLD ROLLED STEEL WASHING MACHINE OUTLET BOXES</b>							
82133	Domestic MIP Valve, 1/2" Sweat Conx., 1-1/2" Threaded Drain Fitting	T150	012181-821336	2.540	6	38	125.51
82134	Box w/o Valves, 1-1/2" Threaded Drain Fitting	T150LV	012181-821343	2.540	6	24	72.63
82139	Domestic MIP Valve, 1/2" Sweat Conx., 2" Threaded Drain Fitting	T200	012181-821398	2.540	6	39	117.27
82311	Brass Qtr Turn Valves, 1/2" Sweat Conx., 2" Slipnut Drain Kit	T200QT	012181-823118	2.540	6	39	125.10
82140	Box w/o Valves, 2" Threaded Drain Fitting	T200LV	012181-821404	2.540	6	29	74.09
82129	Domestic MIP Valve, 1/2" Sweat Conx., 1-1/2" PVC Drain Fitting	T150TPPVC	012181-821299	2.800	6	38	118.91
82131	Box w/o Valves, 1-1/2" PVC Drain Fitting	T150TPPVCLV	012181-821312	2.800	6	24	68.48
82135	Domestic MIP Valve, 1/2" Sweat Conx., 2" PVC Drain Fitting	T200TPPVC	012181-821350	2.800	6	39	104.01
82353	Brass Qtr Turn Valves, 1/2" Sweat Conx., 2" PVC Drain Fitting	T200TPPVCQT	012181-823538	2.800	6	31	124.23
82137	Box w/o Valves, 2" PVC Drain Fitting	T200TPPVCLV	012181-821374	2.800	6	28	69.59
82145	Brass Qtr Turn Valves, 1/2" CPVC Conx., 2" PVC Drain Fitting	T200TPPVCCPVC	012181-821459	2.800	6	34	131.30
82147	Brass Qtr Turn Valves, 1/2" Sweat Conx., 2" PVC Drain Fitting	T200TPABSQT	012181-821473	2.800	6	34	124.23
82136	Domestic MIP Valve, 1/2" Sweat Conx., 2" ABS Drain Fitting	T200TPABS	012181-821367	2.800	6	34	116.63
82138	Box w/o Valves, 2" ABS Drain Fitting	T200TPABSLV	012181-821382	2.800	6	28	71.11
82159	Brass Qtr Turn Arrester Valves, 1/2" CPVC Conx., 2" Slipnut Drain Kit	T200TPCPCVCHA	012181-821596	2.540	6	39	225.90
82158	Brass Qtr Turn Arrester Valves, 1/2" Sweat Conx., 2" PVC Drain Fitting	T200TPPVCHA	012181-821589	2.800	6	39	216.32




Item #	Product Description	Model Number	UPC	Cubic Ft./ Case	Units/ Case***	Lbs./ Case	List Price
<b>"TT" Series Dual Outlet White Powder Coated Cold Rolled Steel Washing Machine Outlet Boxes</b>							
82340	Dual outlet, 1/2" Domestic Sweat Valves, 2" Slipnut Drain Kit	TT200	012181-823408	2.540	6	38	160.22
82341	Dual outlet, 1/2" Qtr Turn Sweat Valves, 2" Slipnut Drain Kit	TT200QTS	012181-823415	2.540	6	39	161.16
82342	Dual outlet, 1/2" Domestic Sweat Valves, 2" PVC Drain Fitting	TT200PPVC	012181-823422	2.540	6	39	164.55
82343	Dual outlet, 1/2" Qtr Turn Sweat Valves, 2" PVC Drain Fitting	TT200TPPVC	012181-823439	2.540	6	39	160.40
82344	Dual outlet, 1/2"Qtr Turn CPVC Valves, 2" PVC Drain Fitting	TT200PPVCC	012181-823446	2.540	6	34	162.50
82345	Dual outlet, 1/2" Qtr Turn PEX Valves, 2" PVC Drain Fitting	TT200PPVCP	012181-823453	2.540	6	34	161.39
82346	Dual outlet, 1/2" Domestic Sweat Valves, 2" ABS Drain Fitting	TT200PABS	012181-823460	2.540	6	38	164.55
82348	Dual outlet, 1/2" Qtr Turn CPVC Valves, 2" ABS Drain Fitting	TT200PABSC	012181-823484	2.540	6	34	162.50
82306	Dual outlet, 1/2" Qtr Turn Wirsbo Valves, 2" PVC Drain Fitting	TT200TPPVWC	012181-823064	2.540	6	32	165.96
<b>REVERSIBLE DRAIN WHITE POWDER COATED ECONO METAL WASHING MACHINE OUTLET BOX - UNASSEMBLED</b>							
82112	Reversible Qtr Turn Valves* - 1/2" Sweat Conx.	MWB-3	012181-821121	1.050	5	22	111.14
82113	Reversible Qtr Turn Valves* - 1/2" Sweat Conx. - Cont. Pack	MWB-4	012181-821138	1.160	5	23	111.14
82114	Reversible Qtr Turn Valves* - 1/2" CPVC Conx.	MWB-5	012181-821145	1.050	5	21	149.35
82115	Reversible Qtr Turn Valves* - 1/2" CPVC Conx. - Cont. Pack	MWB-6	012181-821152	1.160	5	22	149.35
82116	Reversible Single Lever Valve - 1/2" Sweat Conx.	MWB-7	012181-821169	1.050	5	26	158.29
82117	Reversible Single Lever Valve - 1/2" Sweat Conx. - Cont. Pack	MWB-8	012181-821176	1.160	5	27	158.29
82148	Reversible Qtr Turn Hammer Arrester Valves - 1/2" Sweat Conx.	MWB-16	012181-821488	1.050	5	25	281.35
82152	Reversible Qtr Turn Valves - 1/2" Sweat Conx./PVC Drain Conx.	MWB-17	012181-821527	1.050	5	22	134.39
82153	Reversible Qtr Turn Valves - 1/2" Sweat Conx./ABS Drain Conx.	MWB-18	012181-821534	1.050	5	22	134.39
82157	Reversible Single Lever Valve w/Hammer Arrester	MWB-20	012181-821572	1.050	5	29	281.35
82165	1/2" Qtr Turn PEX Valve - 2" ABS Drain Conx.	MWB25	012181-821657	1.050	5	22	136.79
82184	1/2" Qtr Turn Wirsbo® Valves - 2" Slipnut Drain Kit	MWB23	012181-821848	1.050	5	22	138.89
82314	Box w/o valves, Slipnut Drain Kit	MWBRLV	012181-823149	1.050	5	22	87.94
<b>CENTER DRAIN WHITE POWDER COATED ECONO METAL WASHING MACHINE OUTLET BOX - UNASSEMBLED</b>							
82118	Center Drain Qtr Turn Valves*, 1/2" Sweat Conx.	MWB-9	012181-821183	1.050	5	22	117.57
82119	Center Drain Qtr Turn Valves*, 1/2" Sweat Conx., Cont. Pack	MWB-10	012181-821190	1.160	5	22	117.57
82120	Center Drain Qtr Turn Valves*, 1/2" CPVC Conx.	MWB-11	012181-821206	1.050	5	20	136.62
82121	Center Drain Qtr Turn Valves*, 1/2" CPVC Conx., Cont. Pack	MWB-12	012181-821213	1.160	5	23	136.62
<b>CENTER DRAIN WHITE POWDER COATED ECONO METAL WASHING MACHINE OUTLET BOX - VALVES INSTALLED</b>							
85802	Center Drain with 1/2" Sweat Domestic Valves	MWB1D	012181-858028	1.160	5	11	75.44
82122	Center Drain 1/4 Turn Valves* Installed, 1/2" Sweat Conx.	MWB-13	012181-821220	1.050	5	21	124.52
82146	Center Drain 1/4 Turn Valves* Installed, 1/2" PEX Conx.	MWB-15	012181-821466	1.050	5	23	131.59
82154	1/4 Turn Hammer Arrester Valves Installed, 1/2" Sweat Conx.	MWB-19	012181-821541	1.050	5	25	268.50
82161	1/2" Qtr Turn Sweat Valve TM Installed, 2" ABS Drain Connection	MWB21	012181-821619	1.160	5	22	149.88
86162	1/2" Qtr Turn Sweat Valve TM Installed, Arrester, 2" Slipnut Drain Kit	MWB26	012181-861622	1.160	5	22	271.48
82162	1/2" Qtr Turn Wirsbo® Top Mount Installed, 2" ABS Drain Connection	MWB22	012181-821626	1.160	5	22	149.06
86163	1/2" Qtr Turn CPVC Valve TM Installed, Arrester, 2" Slipnut Drain Kit	MWB27	012181-861639	1.160	5	26	299.29
86164	1/2" Qtr Turn PEX Valve, Arrester Installed, 2" Slipnut Drain Kit	MWB28	012181-861646	1.160	5	26	250.32
<b>DUAL CONTROL SINGLE LEVER WASHING MACHINE OUTLET BOX</b>							
82472	Dual Handle Single Lever Valve Box, Installed, 1/2" Sweat Conx.	DLWB1	012181-824726	0.810	5	13	152.33
<b>STAINLESS STEEL WASHING MACHINE OUTLET BOX</b>							
82170	Stainless Steel Center Drain, 1/2" Qtr. Turn Sweat Valves	SSWB1	012181-821701	1.050	5	22	369.59
82171	Stainless Steel Center Drain, 1/2" Domestic Sweat Valves	SSWB2	012181-821718	1.050	5	22	427.49
82327	Stainless Steel Center Drain, 1/2" Qtr. Turn Sweat Arrester Valves	SSWB3	012181-823279	1.050	5	22	597.47
82172	Stainless Steel Center Drain, 1/2" Qtr. Turn Sweat Valves, Top Mount	SSWB1TM	012181-821725	1.050	5	22	422.41
82174	Stainless Steel Drain Outlet Box w/2" drain opening & Kit	SSDB1	012181-821749	1.050	5	22	372.68
<b>TAMPER RESISTANT COVER PLATES</b>							
* 96997	Tamper resistant cvr for Models B, BB, WB, FB, & BIM	BTRC	012181-969970	0.265	6	10	21.39
* 96998	Tamper resistant cvr for Models BED, BBED, WBED, FBED, BBE, WBE, & FBE	BEDTRC	012181-969984	0.355	6	13	25.13
* 96999	Tamper resistant cvr for Models NWBED, WNWBED, NWFBED <i>Furnished with Tamper Resistant Screws</i>	NWBEDTRC	012181-969994	0.355	6	13	25.13



Item #	Product Description	Model Number	UPC	Cubic Ft./ Case	Units/ Case***	Lbs./ Case	List Price
<b>LEAD FREE GALVANIZED ICE MAKER OUTLET BOX</b>							
88510	1/2" Qtr Turn Valve, Sweat Connection	BIM875QTSAB	012181-885109	1.940	6	30	148.36
88158	Galvanized Metal IMOB Domestic Valve - 1/2" Sweat Conx.	BIM875AB	012181-881583	0.480	6	13	151.98
88512	1/2" Qtr Turn Valve, CPVC Connection	BIM876QTCAB	012181-885123	1.940	6	29	156.72
88514	1/2" Qtr Turn Valve, Pex Connection	BIM877QTPAB	012181-885147	1.940	6	30	146.49
<b>LEAD FREE METAL POWDER COATED ICE MAKER OUTLET BOX</b>							
88133	Qtr Turn Valve, 1/2" Sweat Connection, White	MIB1AB	012181-881330	0.480	5	13	95.24
88530	Domestic Valve Installed, 1/2" Sweat Conx.	MIB1DAB	012181-885307	0.480	5	10	104.42
88534	Qtr Turn Valve Installed, 1/2" Sweat Conx., Cont. Pack	MIB4AB	012181-885345	1.175	10	21	95.24
88532	Qtr Turn Valve Installed, 1/2" CPVC Conx.	MIB2AB	012181-885321	0.480	5	10	104.42
88178	Qtr Turn Valve, 1/2" Pex Connection, White	MIB3AB	012181-881781	0.480	5	13	104.42
88535	Qtr Turn Valve, 1/2" Wirsbo Connection	MIB5AB	012181-885352	0.480	5	11	102.96
88531	Qtr Turn Valve, 1/2" Sweat Connection with Arrester	MIB1HAAB	012181-885314	0.480	5	13	166.01
88533	Qtr Turn Valve, 1/2" CPVC Connection with Arrester	MIB2HAAB	012181-885338	0.480	5	13	181.37
88436	with Drain, Qtr-Turn Arrester Valve, 3/8" Sweat Conx.	RMDWIAB	012181-884362	1.050	5	22	211.88
<b>LEAD FREE Stainless Steel Ice Maker Outlet Box</b>							
88164	Qtr Turn Valve, 1/2" Sweat Connection	SSIB1AB	012181-881644	0.480	5	13	407.22
88177	Stainless Steel Ice Maker Box w/Domestic Sweat Valves	SSIB2AB	012181-881774	1.050	5	22	445.08
<b>LEAD FREE Mini Stainless Steel Ice Maker Outlet Box</b>							
88521	1/2" Sweat Conx.	SSMIB1AB	012181-885215	0.480	5	13	260.20
88522	1/2" CPVC Conx.	SSMIB2AB	012181-885222	0.480	24	10	285.91
88523	1/2" F1807 Conx.	SSMIB3AB	012181-885236	0.480	24	13	285.91
88524	1/2" F1960 Conx.	SSMIB4AB	012181-885246	0.480	5	13	297.60
<b>Qtr-turn Arrester Valve</b>							
88525	1/2" Sweat Conx.	SSMIB6AB	012181-885250	0.480	5	13	324.83
88526	1/2" CPVC Conx.	SSMIB7AB	012181-885267	0.480	5	10	350.54
88527	1/2" F1807 Conx.	SSMIB8AB	012181-885277	0.480	5	13	350.54
88528	1/2" F1960 Conx.	SSMIB9AB	012181-885284	0.480	5	13	362.22
<b>FR-12 FIRE RATED PLASTIC WASHING MACHINE OUTLET BOXES*</b>							
<b>*FR-12" Washing Machine Outlet Box w/Qtr Turn Valves</b>							
82355	Qtr Turn Valve, 1/2" Sweat Connection	FR12S	012181-823552	0.810	5	15	117.27
82356	Qtr Turn Valve, 1/2" Sweat Connection, Cont Pack	FR12SCP	012181-823569	1.983	10	30	117.27
82357	Qtr Turn Valve, 1/2" CPVC Connection	FR12C	012181-823576	0.810	5	14	136.26
82358	Qtr Turn Valve, 1/2" CPVC Connection, Cont Pack	FR12CCP	012181-823583	1.983	10	28	136.26
82359	Qtr Turn Valve, 1/2" Pex Connection	FR12P	012181-823590	0.810	5	15	137.37
82360	Qtr Turn Valve, 1/2" Pex Connection, Cont Pack	FR12PCP	012181-823606	1.983	10	30	137.37
82361	Qtr Turn Valve, 1/2" Wirsbo® ProPex® Connection	FR12W	012181-823613	0.810	5	14	142.81
82362	Qtr Turn Valve, 1/2" Wirsbo® ProPex® Connection, Cont Pack	FR12WCP	012181-823620	1.983	10	28	142.81
83370	FR WMOB w/REHAU EVERLOC™ Valves CP, Cont. Pack	FR12RCP	012181833704	2.300	10	20.7	155.43
83371	FR WMOB w/REHAU EVERLOC™ HA Valves CP, Cont. Pack	FR12RHACP	012181833711	2.300	10	22.5	253.25
<b>*FR-" Washing Machine Outlet Box w/Single lever Valve</b>							
82363	Single Lever Valve, 1/2" Sweat Connection	FR12SS	012181-823637	0.810	5	18	196.68
82365	Single Lever Valve, 1/2" CPVC Connection	FR12CS	012181-823651	0.810	5	18	189.85
82366	Single Lever Valve, 1/2" CPVC Connection, Cont Pack	FR12CSCP	012181-823668	1.830	10	36	189.85
82368	Single Lever Valve, 1/2" Pex Connection, Cont Pack	FR12PSCP	012181-823682	1.830	10	36	201.07
82369	Single Lever Valve, 1/2" Wirsbo® ProPex® Connection	FR12WS	012181-823699	0.810	5	18	205.27
82370	Single Lever Valve, 1/2" Wirsbo® ProPex® Connection, Cont Pack	FR12WSCP	012181-823705	1.830	10	36	205.27
<b>*FR-" Washing Machine Outlet Box w/Qtr Turn valves with Hammer Arresters</b>							
82371	Qtr Turn Arrester Valve, 1/2" Sweat Connection	FR12SHA	012181-823712	0.810	5	20	207.90
82372	Qtr Turn Arrester Valve, 1/2" Sweat Connection, Cont Pack	FR12SHACP	012181-823729	1.830	10	40	207.90
82373	Qtr Turn Arrester Valve, 1/2" CPVC Connection	FR12CHA	012181-823736	0.810	5	18	210.42
82374	Qtr Turn Arrester Valve, 1/2" CPVC Connection, Cont Pack	FR12CHACP	012181-823743	1.830	10	36	210.42
82375	Qtr Turn Arrester Valve, 1/2" Pex Connection	FR12PHA	012181-823750	0.810	5	19	242.26
82376	Qtr Turn Arrester Valve, 1/2" Pex Connection, Cont Pack	FR12PHACP	012181-823767	1.830	10	38	242.26
82377	Qtr Turn Arrester Valve, 1/2" Wirsbo® ProPex® Connection	FR12SHA	012181-823774	0.810	5	19	232.68
82378	Qtr Turn Arrester Valve, 1/2" Wirsbo® ProPex® Connection, Cont Pack	FR12WHACP	012181-823781	1.830	10	38	232.68
<b>*FR-" Washing Machine Outlet Box w/Single lever Valve w/ Hammer Arresters</b>							
82379	Single Lever Arrester Valve, 1/2" Sweat Connection	FR12SSHA	012181-823798	0.810	5	19	229.82
82380	Single Lever Arrester Valve, 1/2" Sweat Connection, Cont Pack	FR12SSHACP	012181-823804	1.830	10	38	229.82
82381	Single Lever Arrester Valve, 1/2" Pex Connection, Cont Pack	FR12PSHA	012181-823811	0.810	5	19	250.21
82382	Single Lever Arrester Valve, 1/2" Pex Connection, Cont Pack	FR12PSHACP	012181-823828	1.830	10	38	250.21
<b>*FR-" Washing Machine Outlet Box w/Domestic Valves</b>							
82383	Domestic Valve, 1/2" Sweat Connection	FR12DS	012181-823835	0.810	5	18	182.43
82384	Domestic Valve, 1/2" Sweat Connection, Contractor Pack	FR12DSCP	012181-823842	1.830	10	36	182.43
<b>FR- Fire Rated Metal Washing Machine Outlet Boxes</b>							
<b>FR- Washing Machine Outlet Box w/Qtr Turn Valve Models</b>							
82567	Qtr Turn Valve, 1/2" Sweat Connection	FRM12S	012181-825679	1.050	5	22	213.16
82569	Qtr Turn Valve, 1/2" CPVC Connection	FRM12C	012181-825693	1.160	5	22	230.34
82571	Qtr Turn Valve, 1/2" Pex Connection	FRM12P	012181-825716	1.050	5	20	223.27
82573	Qtr Turn Valve, 1/2" Wirsbo® Connection	FRM12W	012181-825730	1.160	5	23	227.48
<b>FR- Washing Machine Outlet Box w/Single Lever Valve Models</b>							
82575	Single Lever Valve, 1/2" Sweat Connection	FRM12SS	012181-825759	1.050	5	22	273.06
82577	Single Lever Valve, 1/2" CPVC Connection	FRM12CS	012181-825773	1.160	5	22	279.42
82579	Single Lever Valve, 1/2" Pex Connection	FRM12PS	012181-825796	1.050	5	20	277.44
82581	Single Lever Valve, 1/2" Wirsbo® Connection	FRM12WS	012181-825810	1.160	5	23	281.64
<b>FR- Washing Machine Outlet Box w/Qtr Turn Valve w/Hammer Arresters Models</b>							
82583	Qtr Turn Arrester Valve, 1/2" Sweat Connection	FRM12SHA	012181-825839	1.050	5	22	322.61
82585	Qtr Turn Arrester Valve, 1/2" CPVC Connection	FRM12CHA	012181-825853	1.160	5	22	336.05
82587	Qtr Turn Arrester Valve, 1/2" Pex Connection	FRM12PHA	012181-825877	1.050	5	20	334.06
82589	Qtr Turn Arrester Valve, 1/2" Wirsbo® Connection	FRM12SHA	012181-825891	1.160	5	23	338.44
<b>FR- Washing Machine Outlet Box w/Single Lever Valve with Hammer Arrester Models</b>							
82591	Single Lever Arrester Valve, 1/2" Sweat Connection	FRM12SSHA	012181-825914	1.050	5	22	329.79
82593	Single Lever Arrester Valve, 1/2" Pex Connection	FRM12PSHA	012181-825931	1.050	5	22	318.92

Item #	Product Description	Model Number	UPC	Cubic Ft./ Case	Units/ Case***	Lbs./ Case	List Price
<b>FR- GUY GRAY FIRE RATED ICE MAKER OUTLET BOXES*</b>							
<b>FR-12 PLASTIC, LEAD FREE ICE MAKER OUTLET BOXES</b>							
82408	Qtr Turn Valve, 1/2" Sweat Connection	FRIB12ABS	012181-824085	0.810	5	12	134.92
82409	Qtr Turn Valve, 1/2" Sweat Connection, Contractor Pack	FRIB12ABSCP	012181-824092	1.983	10	24	134.92
82411	Qtr Turn Valve, 1/2" CPVC Connection	FRIB12ABC	012181-824115	0.810	5	11	137.61
82412	Qtr Turn Valve, 1/2" CPVC Connection, Contractor Pack	FRIB12ABCCP	012181-824122	1.983	10	22	137.61
82413	Qtr Turn Valve, 1/2" Pex Connection	FRIB12ABP	012181-824139	0.810	5	12	159.93
82414	Qtr Turn Valve, 1/2" Pex Connection, Contractor Pack	FRIB12ABPCP	012181-824146	1.983	10	24	159.93
82415	Qtr Turn Valve, 1/2" Wirsbo® Connection	FRIB12ABW	012181-824153	0.810	5	12	146.61
82416	Qtr Turn Valve, 1/2" Wirsbo® Connection, Contractor Pack	FRIB12ABWCP	012181-824160	1.983	10	24	146.61
83374	FR IMOB w/REHAU EVERLOC+™ Valves CP, Cont. Pack	FRIB12ABRCP	012181833742	2.300	10	21.2	172.27
<b>FR-12 PLASTIC, LEAD FREE ICE MAKER OUTLET BOX WITH HAMMER ARRESTER</b>							
82417	Qtr Turn Arrester Valve, 1/2" Sweat Connection	FRIB12ABSHA	012181-824177	0.810	5	12	185.17
82418	Qtr Turn Arrester Valve, 1/2" Sweat Connection, Cont Pack	FRIB12ABSHACP	012181-824184	1.983	10	24	185.17
82419	Qtr Turn Arrester Valve, 1/2" CPVC Connection	FRIB12ABCHA	012181-824191	0.810	5	11	188.62
82420	Qtr Turn Arrester Valve, 1/2" CPVC Connection, Cont Pack	FRIB12ABCHACP	012181-824207	1.983	10	22	188.62
82421	Qtr Turn Arrester Valve, 1/2" Pex Connection	FRIB12ABPH	012181-824214	0.810	5	12	199.90
82422	Qtr Turn Arrester Valve, 1/2" Pex Connection, Cont Pack	FRIB12ABPHCP	012181-824221	1.983	10	24	199.90
82423	Qtr Turn Arrester Valve, 1/2" Wirsbo® Connection	FRIB12ABWHA	012181-824238	0.810	5	12	188.85
82424	Qtr Turn Arrester Valve, 1/2" Wirsbo® Connection, Cont Pack	FRIB12ABWHACP	012181-824245	1.983	10	24	188.85
83375	FR IMOB w/REHAU EVERLOC+™ HA Valves CP, Cont. Pack	FRIB12ABRHACP	012181833759	2.300	10	21.2	215.33
<b>FR-12 PLASTIC, LEAD FREE ICE MAKER OUTLET BOX WITH DOMESTIC VALVE</b>							
82389	Domestic Valve, 1/2" Sweat Connection	FRIB12ABDS	012181-883897	0.810	5	12	160.81
<b>FR-12 METAL, LEAD FREE ICE MAKER OUTLET BOXES</b>							
82390	Qtr Turn Valve, 1/2" Sweat Connection	FRMB12ABS	012181-823903	1.050	5	22	221.28
82393	Qtr Turn Valve, 1/2" CPVC Connection	FRMB12ABC	012181-823934	1.160	5	22	229.76
82395	Qtr Turn Valve, 1/2" Pex Connection	FRMB12ABP	012181-823958	1.050	5	20	224.09
82397	Qtr Turn Valve, 1/2" Wirsbo® Connection	FRMB12ABW	012181-823972	1.160	5	23	224.09
<b>FR-12 METAL, LEAD FREE ICE MAKER OUTLET BOXES WITH HAMMER ARRESTERS</b>							
82392	Qtr Turn Arrester Valve, 1/2" Sweat Connection	FRMB12ABSHA	012181-823927	1.050	5	22	302.33
82394	Qtr Turn Arrester Valve, 1/2" CPVC Connection	FRMB12ABCHA	012181-823941	1.160	5	22	312.56
82396	Qtr Turn Arrester Valve, 1/2" Pex Connection	FRMB12ABPHA	012181-823965	1.050	5	20	311.91
82398	Qtr Turn Arrester Valve, 1/2" Wirsbo® Connection	FRMB12ABWHA	012181-823989	1.160	5	23	313.78
<b>FR-12 METAL, LEAD FREE ICE MAKER OUTLET BOXES WITH DOMESTIC VALVES</b>							
82399	Domestic Valve, 1/2" Sweat Connection	FRMB12ABDS	012181-823996	1.050	5	22	240.33
<b>FR- Gas Outlet Boxes</b>							
82446	1/2" IPS Gas Valve	FRGB12IP	012181-824467	0.810	5	14	131.94
82448	1/2" Female Gas Valve, for use on CSST	FRGB12CSST	012181-824481	0.810	5	13	131.94
<b>FR- AAV Recess Outlet Box</b>							
82456	Air Admittance Valve Outlet Box, 1 1/2" female adaptor included	FRAAV12	012181-824566	0.810	5	11	82.04
<b>FR- Aux Drain Outlet Box</b>							
82458	Fire Rated Auxiliary Drain Outlet Box	FRAD12	012181-824580	0.810	5	10	79.06
<b>Guy Gray Stainless Steel Gas Outlet Boxes</b>							
87887	1/2" IP Stainless Steel Gas Box	SSGB12IP	012181-878873	1.050	5	22	504.16
87888	3/4" IP Stainless Steel Gas Box	SSGB34IP	012181-878880	1.050	5	22	509.82
87889	1/2" CSST Stainless Steel Gas Box	SSGB12CSST	012181-878897	1.050	5	22	504.16
<b>Guy Gray Metal Gas Outlet Boxes</b>							
88112	CSA Listed 1/2" IPS Gas Valve	MG1	012181-881125	0.480	5	25	83.68
<b>LEAD FREE GUY GRAY METAL DISHWASHER OUTLET BOXES</b>							
87939	3/8" Outlet, Qtr Turn Arrester Valve, 1/2" Sweat Connection	MDWB1AB	012181-879399	0.480	5	15	198.20
87940	3/8" Outlet, Qtr Turn Arrester Valve, 1/2" CPVC Connection	MDWB2AB	012181-879405	0.480	5	15	198.20
87944	3/8" Outlet, Qtr Turn Arrester Valve, 1/2" Pex Connection	MDWB3AB	012181-879443	0.480	5	15	198.20
87964	3/8" Outlet, Qtr Turn, 1/2" Sweat Connection	MDWB4AB	012181-879641	0.480	5	10	104.07
87965	3/8" Outlet, Qtr Turn, 1/2" CPVC Connection	MDWB5AB	012181-879658	0.480	5	10	104.07
87966	3/8" Outlet, Qtr Turn, 1/2" Pex Connection	MDWB6AB	012181-879665	0.480	5	10	104.07
<b>DIALYSIS BOX WITH PVC VALVES</b>							
82643	Dialysis Box, One Valve, Less Door	DBSS1	012181-826430	1.05	4	26	1409.63
82644	Dialysis Box, One Valve, Locking Door	DBSS1D	012181-826447	1.05	4	28	1525.91
82645	Dialysis Box, Two Valves, Less Door	DBSS2	012181-826454	1.05	4	26	1630.03
82646	Dialysis Box, Two Valves, Locking Door	DBSS2D	012181-826461	1.05	4	28	1683.32
<b>DIALYSIS BOX WITH STAINLESS STEEL VALVES</b>							
82688	Dialysis Box, One Valve, Less Door	DBSS1SV	012181-826881	1.05	4	22	1633.77
82689	Dialysis Box, One Valve, Locking Door	DBSS1DSV	012181-826898	1.05	4	27	1745.96
82690	Dialysis Box, Two Valves, Less Door	DBSS2SV	012181-826904	1.05	4	26	1846.47
82691	Dialysis Box, Two Valves, Locking Door	DBSS2DSV	012181-826911	1.05	4	31	1897.89
<b>DIALYSIS BOX NO VALVES</b>							
82647	Dialysis Box, One Valve Hole, Less Valves, Locking Door	DBSS1DLV	012181-826478	1.05	4	18	1501.66
82648	Dialysis Box, Two Valve Holes, Less Valves, Locking Door	DBSS2DLV	012181-826485	1.05	4	18	1659.13
<b>DRYERBOX</b>							
82425	2x6 22 gauge molded aluminized steel Dryerbox	DB-425	012181-824252	1.640	5	21	69.24
82426	2x4 22 gauge molded aluminized steel Dryerbox	DB-350	012181-824269	1.630	6	24	75.55
82427	2x6 22 gauge molded aluminized steel Dryerbox	DB-4D	012181-824276	1.900	5	26	75.55
82428	2x4 22 gauge molded aluminized steel Dryerbox	DB-3D	012181-824281	1.940	6	29	75.55



Item #	Product Description	Model Number	UPC	Cubic Ft./ Case	Units/ Case***	Lbs./ Case	List Price
<b>Du-ALL DUAL-DRAIN WASHING MACHINE OUTLET BOXES PATENT # 4,934,410</b>							
							
<b>Standard Pack</b>							
82052	Brass Qtr Turn Valves, Installed, 1/2" Sweat Conx	W2700	012181-820520	2.140	10	21	73.56
82054	Brass Qtr Turn Valves, Installed, 1/2" CPVC Conx	W2701	012181-820544	2.140	10	19	78.67
82056	Brass Qtr Turn Valves, Installed, 1/2" PEX Conx	W2702	012181-820568	2.140	10	20	77.08
85131	Brass Qtr Turn Valves, Installed, 3/8" PEX Conx	W2738	012181-851319	2.140	10	20	96.61
82107	Brass Qtr Turn Valves, Unassembled, 1/2" CPVC Conx	W2704	012181-821077	2.140	10	19	91.67
85614	Brass Qtr Turn Valves, Unassembled, 1/2" Sweat Conx	W2412	012181-856147	2.140	10	21	76.12
82001	Brass Qtr Turn Valves, Installed, 1/2" Wirsbo® Conx	W2711	012181-820018	2.140	10	20	84.07
82008	Brass Qtr Turn Valves, Unassembled, 1/2" Wirsbo® Conx	W2713	012181-820087	2.140	10	21	98.48
82746	Brass Qtr Turn Valves, Installed, 1/2" REHAU EVERLOC+™ Conx	W2705	012181-827468	2.140	10	19.6	89.69
82321	Brass Qtr Turn Valves, Installed, 1/2" Viega Conx	W2722	012181-823217	2.140	10	21	94.45
85610	Domestic Adapter Valves, Installed, 1/2" Sweat Conx	W2312D	012181-856109	2.140	10	26	117.61
85604	Washer Box Only - No Valves	W2012	012181-856048	2.140	10	11	22.14
85630	Single Lever Valve, Installed, 1/2" Sweat Conx	W2800	012181-856307	2.140	10	26	112.56
85637	Single Lever Valve, Installed, 1/2" CPVC Conx	W2801	012181-856376	2.140	10	25	127.49
85682	Single Lever Valve, Installed, 1/2" PEX Conx	W2800X	012181-856826	2.140	10	27	130.90
<b>Hammer Arrester Standard Pack</b>							
85703	Brass Qtr Turn Arrester Valves, Installed, 1/2" Sweat Conx	W2700HA	012181-857038	2.140	10	29	196.91
85706	Brass Qtr Turn Arrester Valves, Installed, 1/2" CPVC Conx	W2701HA	012181-857069	2.140	10	26	203.67
85714	Brass Qtr Turn Arrester Valves, Installed, 1/2" PEX Conx	W2702HA	012181-857144	2.140	10	20	200.26
81998	Brass Qtr Turn Arrester Valves, Installed, 1/2" Wirsbo® Conx	W2711HA	012181-819982	2.140	20	20	218.54
82748	Brass Qtr Turn Arrester Valves, Installed, 1/2" REHAU EVERLOC+™ Conx	W2705HA	012181-827482	2.140	10	21.5	227.00
85701	Single Lever Arrester Valve, Installed, 1/2" Sweat Conx	W2800HA	012181-857014	2.140	10	29	208.60
85717	Single Lever Arrester Valve, Installed, 1/2" CPVC Conx	W2801HA	012181-857175	2.140	10	20	233.01
85719	Single Lever Arrester Valve, Installed, 1/2" PEX Conx	W2802HA	012181-857199	2.140	10	20	210.31
85748	Single Lever Arrester Valve, Installed, 1/2" Wirsbo®	W2811HA	012181-857489	2.140	10	28	248.34
<b>Contractor Pack</b>							
82053	Brass Qtr Turn Valves, Installed, 1/2" Sweat Conx	W2700CP	012181-820537	4.870	20	42	73.56
82055	Brass Qtr Turn Valves, Installed, 1/2" CPVC Conx	W2701CP	012181-820551	4.870	20	38	78.67
82057	Brass Qtr Turn Valves, Installed, 1/2" PEX Conx	W2702CP	012181-820575	4.870	20	42	77.08
85132	Brass Qtr Turn Valves, Installed, 3/8" PEX Conx	W2738CP	012181-851326	4.870	20	42	96.61
82002	Brass Qtr Turn Valves, Installed, 1/2" Wirsbo® Conx	W2711CP	012181-820025	4.870	20	42	84.07
82322	Brass Qtr Turn Valves, Installed, 1/2" Viega Conx	W2722CP	012181-823224	4.870	20	42	94.45
82747	Brass Qtr Turn Valves, Installed, 1/2" REHAU EVERLOC+™ Conx	W2705CP	012181-827475	4.870	20	39.2	89.69
85632	Single Lever Valve, Installed, 1/2" Sweat Conx	W2800CP	012181-856321	4.870	20	52	112.56
85638	Single Lever Valve, Installed, 1/2" CPVC Conx	W2801CP	012181-856383	4.870	20	53	127.49
<b>Hammer Arrester Contractor Pack</b>							
85704	Brass Qtr Turn Arrester Valves, Installed, 1/2" Sweat Conx	W2700HACP	012181-857045	4.870	20	60	196.91
85707	Brass Qtr Turn Arrester Valves, Installed, 1/2" CPVC Conx	W2701HACP	012181-857076	4.870	20	59	201.62
85723	Brass Qtr Turn Arrester Valves, Installed, 1/2" PEX Conx	W2702HACP	012181-857236	4.870	20	40	200.26
81999	Brass Qtr Turn Arrester Valves, Installed, 1/2" Wirsbo® Conx	W2711HACP	012181-819999	4.870	20	20	218.54
82749	Brass Qtr Turn Arrester Valves, Installed, 1/2" REHAU EVERLOC+™ Conx	W2705HACP	012181-827499	4.870	20	43	227.00
85702	Single Lever Arrester Valve, Installed, 1/2" Sweat Conx	W2800HACP	012181-857021	4.870	20	59	208.60
85718	Single Lever Arrester Valve, Installed, 1/2" CPVC Conx	W2801HACP	012181-857182	4.870	20	40	233.01
85749	Single Lever Arrester Valve, Installed, 1/2" Wirsbo®	W2811HACP	012181-857496	4.870	20	58	248.34
<b>Du-All 10 N 1™ Dual-Drain Washer Box</b>							
<b>Standard Pack</b>							
85121	Brass Qtr Turn Valves, Uninstalled, 1/2" Sweat Conx	W2121	012181-851210	2.140	10	20	86.22
85123	Brass Qtr Turn Valves, Uninstalled, 1/2" CPVC Conx	W2250	012181-851234	2.140	10	21	92.41
85125	Brass Qtr Turn Valves, Uninstalled, 1/2" PEX Conx	W2122	012181-851258	2.140	10	21	90.48
<b>Contractor Pack</b>							
85122	Brass Qtr Turn Valves, Uninstalled, 1/2" Sweat Conx	W2121CP	012181-851227	4.870	20	42	86.22
85124	Brass Qtr Turn Valves, Uninstalled, 1/2" CPVC Conx	W2250CP	012181-851241	4.870	20	42	92.41
85126	Brass Qtr Turn Valves, Uninstalled, 1/2" PEX Conx	W2122CP	012181-851265	4.870	20	42	90.48
85130	Brass Qtr Turn Valves, Arrester Installed, 1/2" CPVC Conx	W2201HACP	012181-851302	4.870	20	42	237.04
<b>Dual-Drain Display Pack</b>							
82000	Washer Box Only - No Valves	R2012B	012181-820001	1.860		7	21.91
82013	Brass Qtr Turn Valves, Installed, 1/2" Sweat Conx	R2512B	012181-820131	1.860		13	81.69
82017	Single Lever Valve, Installed, 1/2" Sweat Conx	R2800B	012181-820179	1.860		12	121.72
<b>Econo Box - CENTER DRAIN WASHING MACHINE OUTLET BOXES</b>							
<b>Standard Pack</b>							
82064	Brass Qtr Turn Valves, Installed, 1/2" Sweat Conx	W4700	012181-820640	2.140	10	19	71.12
82066	Brass Qtr Turn Valves, Installed, 1/2" CPVC Conx	W4701	012181-820664	2.140	10	18	76.29
82068	Brass Qtr Turn Valves, Installed, 1/2" PEX Conx	W4702	012181-820688	2.140	10	19	75.49
82003	Brass Qtr Turn Valves, Installed, 1/2" Wirsbo® Conx	W4711	012181-820032	2.140	10	19	91.27
82308	Brass Qtr Turn Valves, Installed, 1/2" Viega Conx	W4722	012181-823088	2.140	10	19	85.20
82752	Brass Qtr Turn Valves, Installed, 1/2" REHAU EVERLOC+™ Conx	W4705	012181-827529	2.140	10	21.9	97.25
87204	Washer Box Only - No Valves	W4012	012181-872048	2.140	10	9	21.23
<b>Hammer Arrester Standard Pack</b>							
85708	Brass Qtr Turn Arrester Valves, Installed, 1/2" Sweat Conx	W4700HA	012181-857083	2.140	10	28	193.45
85711	Brass Qtr Turn Arrester Valves, Installed, 1/2" CPVC Conx	W4701HA	012181-857113	2.140	10	25	201.96
85716	Brass Qtr Turn Arrester Valves, Installed, 1/2" PEX Conx	W4702HA	012181-857168	2.140	10	20	196.91
85738	Brass Qtr Turn Arrester Valves, Installed, 1/2" Wirsbo F1960 Conx	W4711HA	012181-857380	2.140	20	20	214.11
82754	Brass Qtr Turn Valves, Installed, 1/2" REHAU EVERLOC+™ Conx	W4705HA	012181-827543	2.140	10	23.6	225.92
<b>Contractor Pack</b>							
82065	Brass Qtr Turn Valves, Installed, 1/2" Sweat Conx	W4700CP	012181-820650	4.870	20	39	71.12
82067	Brass Qtr Turn Valves, Installed, 1/2" CPVC Conx	W4701CP	012181-820674	4.870	20	36	76.29
82069	Brass Qtr Turn Valves, Installed, 1/2" PEX Conx	W4702CP	012181-820698	4.870	20	39	75.49
82073	Brass Qtr Turn Valves, Installed, 3/8" PEX Conx	W4738CP	012181-820735	4.870	20	21	94.51
82004	Brass Qtr Turn Valves, Installed, 1/2" Wirsbo® Conx	W4711CP	012181-820049	4.870	20	42	91.27
82753	Brass Qtr Turn Valves, Installed, 1/2" REHAU EVERLOC+™ Conx	W4705CP	012181-827536	4.870	20	43.8	97.25
<b>Hammer Arrester Contractor Pack</b>							
85709	Brass Qtr Turn Arrester Valves, Installed, 1/2" Sweat Conx	W4700HACP	012181-857090	4.870	20	57	193.45
85713	Brass Qtr Turn Arrester Valves, Installed, 1/2" Sweat Conx/Less Frame	W4700HACPLF	012181-857137	4.870	20	52	233.07
85712	Brass Qtr Turn Arrester Valves, Installed, 1/2" CPVC Conx	W4701HACP	012181-857120	4.870	20	57	201.96
85739	Brass Qtr Turn Arrester Valves, Installed, 1/2" Wirsbo F1960 Conx	W4711HACP	012181-857397	4.870	20	57	214.11
82755	Brass Qtr Turn Valves, Installed, 1/2" REHAU EVERLOC+™ Conx	W4705HACP	012181-827550	4.870	20	47.2	225.92





Item #	Product Description	Model Number	UPC	Cubic Ft./ Case	Units/ Case***	Lbs./ Case	List Price
--------	---------------------	--------------	-----	-----------------	----------------	------------	------------

**CATEGORY 4 - WIDE MOUTH WASHING MACHINE OUTLET BOXES**  
**RIGHT HAND WIDE MOUTH OUTLET BOXES**



<b>Standard Pack</b>							
87351	Brass Qtr Turn Valves, Installed, 1/2" Sweat Conx.	W8900	012181-873519	4.080	10	26	88.44
87355	Brass Qtr Turn Valves, Installed, 1/2" CPVC Conx.	W8901	012181-873557	4.080	10	24	101.27
87359	Brass Qtr Turn Valves, Installed, 1/2" PEX Conx.	W8902	012181-873595	4.080	10	26	92.18
87363	Single Lever Valve, Installed, 1/2" Sweat Conx.	W8904	012181-873632	4.080	10	33	141.96
87378	Brass Qtr Turn Valves, Installed, 1/2" Wirsbo® Conx.	W8911	012181-873786	4.080	10	26	96.04
82771	Brass Qtr Turn Valves, Installed, 1/2" REHAU EVERLOC+™ Conx	W8905	012181-827710	4.080	10	39.5	105.90
87349	Brass Qtr Turn Valves, Uninstalled, 1/2" Sweat Conx.	W8912	012181-873496	4.080	10	26	88.61
87386	Brass Qtr Turn Valves, Uninstalled, 1/2" Wirsbo® Conx.	W8411	012181-873861	4.080	10	26	95.08
<b>Arrester Valves</b>							
87404	Brass Qtr Turn Arrester Valves, Installed, 1/2" PEX Conx.	W8902HA	012181-874042	4.080	10	32	236.47
82773	Brass Qtr Turn Valves, Installed, 1/2" REHAU EVERLOC+™ Conx	W8905HA	012181-827734	4.080	10	42.5	259.43
<b>Contractor Pack</b>							
87353	Brass Qtr Turn Valves, Installed, 1/2" Sweat Conx.	W8900CP	012181-873533	4.360	10	26	88.44
87390	Brass Qtr Turn Arrester Valves, Installed, 1/2" Sweat Conx.	W8900HACP	012181-873908	4.360	10	34	232.50
87357	Brass Qtr Turn Valves, Installed, 1/2" CPVC Conx.	W8901CP	012181-873571	4.360	10	24	101.27
87407	Brass Qtr Turn Arrester Valves, Installed, 1/2" CPVC Conx.	W8901HACP	012181-874073	4.360	10	34	242.09
87361	Brass Qtr Turn Valves, Installed, 1/2" PEX Conx.	W8902CP	012181-873618	4.360	10	26	92.18
87365	Single Lever Valve, Installed, 1/2" Sweat Conx.	W8904CP	012181-873656	4.360	10	33	141.96
87379	Brass Qtr Turn Valves, Installed, 1/2" Wirsbo Conx.	W8911CP	012181-873793	4.360	10	26	96.04
82772	Brass Qtr Turn Valves, Installed, 1/2" REHAU EVERLOC+™ Conx	W8905CP	012181-827727	4.360	10	35	105.90
87401	Brass Qtr Turn Arrester Valves, Installed, 1/2" Wirsbo Conx.	W8911HACP	012181-874011	4.360	10	34	240.62
82774	Brass Qtr Turn Valves Arrester Valves, Installed, 1/2" REHAU EVERLOC+™ Conx	W8905HACP	012181-827741	4.360	10	42.5	259.43
87398	Single Lever Valve, Installed, 1/2" Wirsbo Conx.	W8914CP	012181-873984	4.360	10	30	153.66
87400	Single Lever Arrester Valve, Installed, 1/2" Wirsbo Conx.	W8914HACP	012181-874004	4.36	10	30	251.80

For use with an overhead auxiliary discharge line such as an AC condensation, water softener, or humidifier line.

<b>Top Mount Contractor Pack</b>							
87385	Brass Qtr Turn Valves, Installed, Top Mount, 1/2" Sweat Conx.	W8900CPTM	012181-873854	4.360	10	26	92.52
87388	Brass Qtr Turn Arrester Valves, Installed, Top Mount, 1/2" Sweat Conx.	W8900HACPTM	012181-873885	4.360	10	34	218.03
87382	Brass Qtr Turn Valves, Installed, Top Mount, 1/2" Wirsbo Conx.	W8911CPTM	012181-873823	4.360	10	26	94.91
87383	Brass Qtr Turn Valves, Installed, Top Mount, 1/2" CPVC Conx.	W8901CPTM	012181-873830	4.360	10	24	103.08

**LEFT HAND WIDE MOUTH OUTLET BOXES**

<b>Standard Pack</b>							
87367	Brass Qtr Turn Valves, Installed, 1/2" Sweat Conx.	W8900LD	012181-873670	4.080	10	26	91.27
87371	Brass Qtr Turn Valves, Installed, 1/2" CPVC Conx.	W8901LD	012181-873717	4.080	10	24	101.27
87374	Brass Qtr Turn Valves, Installed, 1/2" PEX Conx.	W8902LD	012181-873748	4.080	10	26	95.25
87380	Brass Qtr Turn Valves, Installed, 1/2" Wirsbo® Conx.	W8911LD	012181-873809	4.080	10	26	101.27
<b>Contractor Pack</b>							
87373	Brass Qtr Turn Valves, Installed, 1/2" CPVC Conx.	W8901LDCP	012181-873731	4.660	10	24	101.27




Item #	Product Description	Model Number	UPC	Cubic Ft./ Case	Units/ Case***	Lbs./ Case	List Price
<b>MULTIBOX™ WASHING MACHINE OUTLET BOXES, SINGLE BOX SYSTEM</b>							
82890	MultiBox WMOB TM Sweat Conx	MBS1200	012181-828908	1.49	10	14	79.58
82891	MultiBox WMOB TM CPVC Conx	MBS1201	012181-828915	1.49	10	12	81.04
82892	MultiBox WMOB TM F1807 Conx	MBS1202	012181-828922	1.49	10	10	82.25
82893	MultiBox WMOB TM F1960 Conx	MBS1211	012181-828939	1.49	10	13	88.09
83166	MultiBox WMOB, TM 1/2" REHAU EVERLOC+™ Conx <b>Contractor Pack</b>	MBS1205	012181-831663	1.49	10	10	99.96
82894	MultiBox WMOB TM Sweat CP	MBS1200CP	012181-828946	2.3	10	14	79.58
82895	MultiBox WMOB TM CPVC CP	MBS1201CP	012181-828953	2.3	10	12	81.04
82896	MultiBox WMOB TM F1807 CP	MBS1202CP	012181-828960	2.3	10	11	82.25
82897	MultiBox WMOB TM F1960 CP	MBS1211CP	012181-828977	2.3	10	14	88.09
83167	MultiBox WMOB, TM 1/2" REHAU EVERLOC+™ Conx, CP	MBS1205CP	012181-831670	4.33	10	11	99.96
82953	MultiBox SingleLvr WMOB F1960 Conx, CP <b>Hammer Arresters</b>	MBS1211SLCP	012181-829530	4.33	10	23	105.38
82898	MultiBox WMOB TM Sweat HA Conx	MBS1200HA	012181-828984	1.49	10	17	145.26
82899	MultiBox WMOB TM CPVC HA Conx	MBS1201HA	012181-828991	1.49	10	15	146.72
82900	MultiBox WMOB TM F1807 HA Conx	MBS1202HA	012181-829004	1.49	10	17	147.93
82901	MultiBox WMOB TM F1960 HA Conx	MBS1211HA	012181-829011	1.49	10	17	153.77
83168	Single MultiBox WMOB TM REHAU EVERLOC+™ HA <b>Hammer Arrester Contractor Pack</b>	MBS1205HA	012181831687	1.49	10	17	168.07
82902	MultiBox WMOB TM Sweat HA CP	MBS1200HACP	012181-829028	2.3	10	18	145.26
82903	MultiBox WMOB TM CPVC HA CP	MBS1201HACP	012181-829035	2.3	10	16	146.72
82904	MultiBox WMOB TM F1807 HA CP	MBS1202HACP	012181-829042	2.3	10	18	147.93
82905	MultiBox WMOB TM F1960 HA CP	MBS1211HACP	012181-829059	2.3	10	17	153.77
83169	Single MultiBox WMOB TM REHAU EVERLOC+™ HA, Cont. Pack	MBS1205HACP	012181831694	2.6	10	17	168.07
<b>MULTIBOX™ BOX ONLY</b>							
82938	MultiBox Box Only Open Frame	MBS1200DB1	012181-829387	1.49	10	7	17.03
82948	MultiBox Box Only Solid Frame	MBS1200DB2	012181-829486	1.49	10	8	26.76
82949	MultiBox Box Only Louverd Frame	MBS1200DB3	012181-829493	1.49	10	8	26.76
82952	MultiBox Box Only Open Frame, CP	MBS1200DB1CP	012181-829523	2.14	10	7	17.03
<b>FIRE-RATED MULTIBOX™ WASHING MACHINE OUTLET BOXES, SINGLE BOX SYSTEM</b>							
83036	FR MultiBox WMOB TM Sweat Conx	MBFRS1200	012181-830369	1.49	10	17	180.50
83037	FR MultiBox WMOB TM CPVC Conx	MBFRS1201	012181-830376	1.49	10	14	181.87
83038	FR MultiBox WMOB TM F1807 Conx	MBFRS1202	012181-830383	1.49	10	13	184.84
83039	FR MultiBox WMOB TM F1960 Conx	MBFRS1211	012181-830390	1.49	10	16	188.50
83326	FR MultiBox WMOB TM REHAU EVERLOC+™ <b>Contractor Pack</b>	MBFRS1205	012181833261	1.49	10	12.8	200.51
83040	FR MultiBox WMOB TM Sweat CP	MBFRS1200CP	012181-830406	2.3	10	17	180.50
83041	FR MultiBox WMOB TM CPVC CP	MBFRS1201CP	012181-830413	2.3	10	15	181.87
83042	FR MultiBox WMOB TM F1807 CP	MBFRS1202CP	012181-830420	2.3	10	13	184.84
83043	FR MultiBox WMOB TM F1960 CP	MBFRS1211CP	012181-830437	2.3	10	16	188.50
83327	FR MultiBox WMOB TM REHAU EVERLOC+™, Cont. Pack <b>Hammer Arresters</b>	MBFRS1205CP	012181833278	2.3	10	12.8	200.51
83044	FR MultiBox WMOB TM Sweat HA	MBFRS1200HA	012181-830444	1.49	10	20	249.96
83045	FR MultiBox WMOB TM CPVC HA	MBFRS1201HA	012181-830451	1.49	10	18	251.38
83046	FR MultiBox WMOB TM F1807 HA	MBFRS1202HA	012181-830468	1.49	10	20	252.56
83047	FR MultiBox WMOB TM F1960 HA	MBFRS1211HA	012181-830475	1.49	10	19	258.22
83328	FR MultiBox WMOB TM REHAU EVERLOC+™ HA <b>Hammer Arrester Contractor Pack</b>	MBFRS1205HA	012181833285	1.49	10	19.6	267.00
83048	FR MultiBox WMOB TM Sweat HACP	MBFRS1200HACP	012181-830482	2.3	10	20	249.96
83049	FR MultiBox WMOB TM CPVC HACP	MBFRS1201HACP	012181-830499	2.3	10	18	251.38
83050	FR MultiBox WMOB TM F1807 HACP	MBFRS1202HACP	012181-830505	2.3	10	20	252.56
83051	FR MultiBox WMOB TM F1960 HACP	MBFRS1211HACP	012181-830512	2.3	10	20	258.22
83329	FR MultiBox WMOB TM REHAU EVERLOC+™ HA, Cont. Pack	MBFRS1205HACP	012181833292	2.3	10	19.6	267.00
<b>FIRE-RATED MULTIBOX™ BOX ONLY</b>							
83068	FR MultiBox Aux Drain Box Open	MBFRS1200DB1	012181-830680	1.49	10	10	126.04
83086	FR MultiBox Aux Drain Box Solid	MBFRS1200DB2	012181-830864	1.49	10	10	138.80
83087	FR MultiBox Aux Drain Box Louvd	MBFRS1200DB3	012181-830871	1.49	10	10	138.80



Item #	Product Description	Model Number	UPC	Cubic Ft./ Case	Units/ Case***	Lbs./ Case	List Price
<b>MULTIBOX™ WASHING MACHINE OUTLET BOXES, TWO BOX SYSTEM</b>							
82906	MultiBox WMOB Sweat Conx	MB1200	012181-829066	2.81	10	20	84.44
82907	MultiBox WMOB CPVC Conx	MB1201	012181-829073	2.81	10	18	85.90
82908	MultiBox WMOB F1807 Conx	MB1202	012181-829080	2.81	10	17	87.11
82909	MultiBox WMOB F1960 Conx	MB1211	012181-829097	2.81	10	20	92.95
83172	Dual MultiBox WMOB REHAU EVERLOC+™	MB1205	012181831724	2.81	10	16.7	105.36
<b>Contractor Pack</b>							
82910	MultiBox WMOB Sweat Conx CP	MB1200CP	012181-829103	4.33	10	21	84.44
82911	MultiBox WMOB CPVC Conx CP	MB1201CP	012181-829110	4.33	10	19	85.90
82912	MultiBox WMOB F1807 Conx CP	MB1202CP	012181-829127	4.33	10	18	87.11
82913	MultiBox WMOB F1960 Conx CP	MB1211CP	012181-829134	4.33	10	21	92.95
83173	Dual MultiBox WMOB REHAU EVERLOC+™, Cont. Pack	MB1205CP	012181831731	4.33	10	16.7	105.36
<b>Hammer Arresters</b>							
82914	MultiBox WMOB Sweat HA Conx	MB1200HA	012181-829141	2.81	10	24	150.12
82915	MultiBox WMOB CPVC HA Conx	MB1201HA	012181-829158	2.81	10	22	151.58
82916	MultiBox WMOB F1807 HA Conx	MB1202HA	012181-829165	2.81	10	24	152.80
82917	MultiBox WMOB F1960 HA Conx	MB1211HA	012181-829172	2.81	10	23	158.63
83174	Dual MultiBox WMOB REHAU EVERLOC+™ HA	MB1205HA	012181831748	2.81	10	23.5	177.26
<b>Hammer Arrester Contractor Pack</b>							
82918	MultiBox WMOB Sweat HA Conx CP	MB1200HACP	012181-829189	4.33	10	25	150.12
82919	MultiBox WMOB CPVC HA Conx CP	MB1201HACP	012181-829196	4.33	10	23	151.58
82920	MultiBox WMOB F1807 HA Conx CP	MB1202HACP	012181-829202	4.33	10	25	152.80
82921	MultiBox WMOB F1960 HA Conx CP	MB1211HACP	012181-829219	4.33	10	24	158.63
82954	MultiBox SingleLvr WMOB F1960 HA Conx CP	MB1211SLHACP	012181-829547	4.33		34	189.70
83175	Dual MultiBox WMOB REHAU EVERLOC+™ HA, Cont. Pack	MB1205HACP	012181831755	4.33	10	23.5	177.26
<b>FIRE-RATED MULTIBOX™ WASHING MACHINE OUTLET BOXES, TWO BOX SYSTEM</b>							
83052	FR MultiBox WMOB Sweat Conx	MBFR1200	012181-830529	2.81	10	26	192.01
83053	FR MultiBox WMOB CPVC Conx	MBFR1201	012181-830536	2.81	10	23	193.47
83054	FR MultiBox WMOB F1807 Conx	MBFR1202	012181-830543	2.81	10	22	196.64
83055	FR MultiBox WMOB F1960 Conx	MBFR1211	012181-830550	2.81	10	25	200.53
83332	FR MultiBox WMOB REHAU EVERLOC+™	MBFR1205	012181833322	2.81	10	21.9	214.89
<b>Contractor Pack</b>							
83056	FR MultiBox WMOB Sweat Conx CP	MBFR1200CP	012181-830567	4.33	10	27	192.01
83057	FR MultiBox WMOB CPVC Conx CP	MBFR1201CP	012181-830574	4.33	10	24	193.47
83058	FR MultiBox WMOB F1807 Conx CP	MBFR1202CP	012181-830581	4.33	10	23	196.64
83059	FR MultiBox WMOB F1960 Conx CP	MBFR1211CP	012181-830598	4.33	10	26	200.53
83333	FR MultiBox WMOB REHAU EVERLOC+™, Cont. Pack	MBFR1205CP	012181833339	4.33	10	21.9	214.89
83321	FR MultiBox SnglLvr WMOB F1960 CP	MBFR1211SLCP	012181-833216	4.33	10	34	226.59
<b>Hammer Arresters</b>							
83060	FR MultiBox WMOB Sweat HA Conx	MBFR1200HA	012181-830604	2.81	10	29	257.69
83061	FR MultiBox WMOB CPVC HA Conx	MBFR1201HA	012181-830611	2.81	10	27	259.15
83062	FR MultiBox WMOB F1807 HA Conx	MBFR1202HA	012181-830628	2.81	10	29	260.37
83063	FR MultiBox WMOB F1960 HA Conx	MBFR1211HA	012181-830635	2.81	10	28	266.21
83334	FR MultiBox WMOB REHAU EVERLOC+™ HA	MBFR1205HA	012181833346	2.81	10	29.7	284.63
<b>Hammer Arrester Contractor Pack</b>							
83064	FR MultiBox WMOB Sweat HACP	MBFR1200HACP	012181-830642	4.33	10	30	257.69
83065	FR MultiBox WMOB CPVC HACP	MBFR1201HACP	012181-830659	4.33	10	28	259.15
83066	FR MultiBox WMOB F1807 HACP	MBFR1202HACP	012181-830666	4.33	10	30	260.37
83067	FR MultiBox WMOB F1960 HACP	MBFR1211HACP	012181-830673	4.33	10	29	266.21
83335	FR MultiBox WMOB REHAU EVERLOC+™ HA, Cont. Pack	MBFR1205HACP	012181833353	4.33	10	29.7	284.63
83325	FR MultiBox SnglLvr WMOB F1960 HA CP	MBFR1211SLHACP	012181-833254	4.33	10	34	299.30
<b>MULTIBOX™ HOUSE PACK: WASHING MACHINE OUTLET BOX AND ICE MAKER OUTLET BOX</b>							
82958	MultiBox House Pk F1807 Conx CP	MBSAB1202CP	012181-829585	2.14	10	28	155.85
82959	MultiBox House Pk F1960 Conx CP	MBSAB1211CP	012181-829592	2.14	10	34	164.79
82969	MultiBox House Pk F1807 HA Conx CP	MBSAB1202HACP	012181-829691	2.14	10	41	263.79
82973	MultiBox House Pk F1960 HA Conx CP	MBSAB1211HACP	012181-829738	2.14	10	40	272.72



Item #	Product Description	Model Number	UPC	Cubic Ft/ Case	Units/ Case***	Lbs./ Case	List Price
<b>LEAD-FREE PLASTIC ICE MAKER OUTLET BOXES</b>							
							
<b>Standard Pack</b>							
87967	Brass Qtr Turn Valve, Installed, 1/2" Sweat Conx	AB9700	012181-879672	1.030	10	10	66.92
87969	Brass Qtr Turn Valve, Installed, 1/2" PEX Conx	AB9702	012181-879696	1.030	10	10	81.40
87971	Brass Qtr Turn Valve, Installed, 1/2" CPVC Conx	AB9701	012181-879719	1.030	10	10	68.57
87973	Brass Qtr Turn Valve, Installed, 1/2" Wirsbo® Conx	AB9711	012181-879733	1.030	10	10	79.13
87952	Brass Qtr Turn Valve, Installed, 1/2" Viega PF Conx	AB9722	012181-879528	1.090	10	10	80.72
82821	IMOB Square REHAU EVERLOC+™	AB9705	012181828212	1.09	10	10.6	91.85
87954	Brass Qtr Turn Valve, Installed, 3/8" PEX Conx	AB9738	012181-879542	1.090	10	10	80.72
88017	Brass Domestic Valve, Installed, 1/2" Sweat Conx	AB9000A	012181-880173	1.030	10	10	78.05
88008	Ice Maker Box Only - No Valves	W9000LV	012181-880081	1.090	10	5	19.53
<b>Contractor Pack</b>							
87968	Brass Qtr Turn Valve, Installed, 1/2" Sweat Conx	AB9700CP	012181-879689	1.090	20	10	66.92
87970	Brass Qtr Turn Valve, Installed, 1/2" PEX Conx	AB9702CP	012181-879702	1.090	20	10	81.40
87972	Brass Qtr Turn Valve, Installed, 1/2" CPVC Conx	AB9701CP	012181-879726	1.090	20	10	68.57
87974	Brass Qtr Turn Valve, Installed, 1/2" Wirsbo® Conx	AB9711CP	012181-879740	1.090	20	10	79.13
87953	Brass Qtr Turn Valve, Installed, 1/2" Viega PF Conx	AB9722CP	012181-879535	2.560	20	20	80.72
82822	IMOB Square REHAU EVERLOC+™, Cont. Pack	AB9705CP	012181828229	2.56	20	21.2	91.85
87955	Brass Qtr Turn Valve, Installed, 3/8" PEX Conx	AB9738CP	012181-879559	2.560	20	20	80.72
<b>Hammer Arrester Standard Pack</b>							
87978	Brass Qtr Turn Arrester Valve, Installed, 1/2" Sweat Conx	AB9700HA	012181-879788	1.090	10	10	150.14
87982	Brass Qtr Turn Arrester Valve, Installed, 1/2" CPVC	AB9701HA	012181-879825	1.090	10	10	154.74
87980	Brass Qtr Turn Arrester Valve, Installed, 1/2" Pex Conx	AB9702HA	012181-879801	1.090	10	10	159.84
87984	Brass Qtr Turn Arrester Valve, Installed, 1/2" Wirsbo Conx	AB9711HA	012181-879849	1.090	10	10	166.43
82823	IMOB Square REHAU EVERLOC+™ HA	AB9705HA	012181828236	1.090	10	12.9	179.43
<b>Hammer Arrester Contractor Pack</b>							
87979	Brass Qtr Turn Arrester Valve, Installed, 1/2" Sweat Conx	AB9700HACP	012181-879795	2.560	20	28	150.14
87983	Brass Qtr Turn Arrester Valve, Installed, 1/2" CPVC Conx	AB9701HACP	012181-879832	2.560	20	29	154.74
87981	Brass Qtr Turn Arrester Valve, Installed, 1/2" PEX Conx	AB9702HACP	012181-879818	2.560	20	20	159.84
87985	Brass Qtr Turn Arrester Valve, Installed, 1/2" Wirsbo® Conx	AB9711HACP	012181-879856	2.560	20	20	166.43
82824	IMOB Square REHAU EVERLOC+™ HA, Cont. Pack	AB9705HACP	012181828243	2.560	20	25.8	179.43
<b>Display Packs</b>							
82100	Ice Maker Box Only - No Valve	R9000LVB	012181-821008	1.227	10	5	21.51
88182	Brass Qtr Turn Arrester Valve, Installed, 1/2" Sweat Conx	RAB900B	012181-881828	1.277	10	10	67.09
<b>LEAD FREE MULTIBOX ICE MAKER OUTLET BOXES</b>							
82922	MultiBox IMOB Sweat Conx	AB1200	012181-829226	1.49	10	16	69.21
82923	MultiBox IMOB CPVC Conx	AB1201	012181-829233	1.49	10	15	69.94
82924	MultiBox IMOB F1807 Conx	AB1202	012181-829240	1.49	10	16	70.55
82925	MultiBox IMOB F1960 Conx	AB1211	012181-829257	1.49	10	16	73.47
83378	MultiBox IMOB REHAU EVERLOC+™	AB1205	012181833780	1.490	10	16.1	84.60
<b>Contractor Packs</b>							
82926	MultiBox IMOB Sweat Conx CP	AB1200CP	012181-829264	2.3	10	11	69.21
82927	MultiBox IMOB CPVC Conx CP	AB1201CP	012181-829271	2.3	10	10	69.94
82928	MultiBox IMOB F1807 Conx CP	AB1202CP	012181-829288	2.3	10	11	70.55
82929	MultiBox IMOB F1960 Conx CP	AB1211CP	012181-829295	2.3	10	11	73.47
83379	MultiBox IMOB REHAU EVERLOC+™, Cont. Pack	AB1205CP	012181833797	2.300	10	16.1	84.60
<b>Hammer Arresters</b>							
82930	MultiBox IMOB Sweat HA Conx	AB1200HA	012181-829301	1.49	10	12	109.35
82931	MultiBox IMOB CPVC HA Conx	AB1201HA	012181-829318	1.49	10	11	110.08
82932	MultiBox IMOB F1807 HA Conx	AB1202HA	012181-829325	1.49	10	12	110.69
82933	MultiBox IMOB F1960 HA Conx	AB1211HA	012181-829332	1.49	10	12	113.61
83380	MultiBox IMOB REHAU EVERLOC+™ HA	AB1205HA	012181833803	1.490	10	16.1	130.07
<b>Hammer Arresters Contractor Packs</b>							
82934	MultiBox IMOB Sweat HA Conx CP	AB1200HACP	012181829349	2.3	10	13	109.35
82935	MultiBox IMOB CPVC HA Conx CP	AB1201HACP	012181829356	2.3	10	11	110.08
82936	MultiBox IMOB F1807 HA Conx CP	AB1202HACP	012181829363	2.3	10	12	110.69
82937	MultiBox IMOB F1960 HA Conx CP	AB1211HACP	012181829370	2.3	10	12	113.61
83381	MultiBox IMOB REHAU EVERLOC+™ HA, Cont. Pack	AB1205HACP	012181833810	2.300	10	16.1	130.07
<b>FIRE-RATED LEAD FREE MULTIBOX ICE MAKER OUTLET BOXES</b>							
83069	FR MultiBox IMOB Sweat Conx	MBFRAB1200	012181-830697	1.49	10	13	176.79
83070	FR MultiBox IMOB CPVC Conx	MBFRAB1201	012181-830703	1.49	10	12	177.51
83071	FR MultiBox IMOB F1807 Conx	MBFRAB1202	012181-830710	1.49	10	13	178.13
83072	FR MultiBox IMOB F1960 Conx	MBFRAB1211	012181-830727	1.49	10	13	181.05
83338	FR MultiBox IMOB REHAU EVERLOC+™	MBFRAB1205	012181833384	1.490	10	21.9	195.43
<b>Contractor Packs</b>							
83073	FR MultiBox IMOB Sweat Conx CP	MBFRAB1200CP	012181-830734	2.3	10	13	176.79
83074	FR MultiBox IMOB CPVC Conx CP	MBFRAB1201CP	012181-830741	2.3	10	12	177.51
83075	FR MultiBox IMOB F1807 Conx CP	MBFRAB1202CP	012181-830758	2.3	10	13	178.13
83076	FR MultiBox IMOB F1960 Conx CP	MBFRAB1211CP	012181-830765	2.3	10	13	181.05
83339	FR MultiBox IMOB REHAU EVERLOC+™, Cont. Pack	MBFRAB1205CP	012181833391	2.300	10	21.9	195.43
<b>Hammer Arresters</b>							
83077	FR MultiBox IMOB Sweat HA Conx	MBFRAB1200HA	012181-830772	1.49	10	15	216.92
83078	FR MultiBox IMOB CPVC HA Conx	MBFRAB1201HA	012181-830789	1.49	10	14	217.66
83079	FR MultiBox IMOB F1807 HA Conx	MBFRAB1202HA	012181-830796	1.49	10	14	218.26
83080	FR MultiBox IMOB F1960 HA Conx	MBFRAB1211HA	012181-830802	1.49	10	14	221.18
83340	FR MultiBox IMOB REHAU EVERLOC+™ HA	MBFRAB1205HA	012181833407	1.490	10	21.9	237.59
<b>Hammer Arresters Contractor Packs</b>							
83081	FR MultiBox IMOB Sweat HACP	MBFRAB1200HACP	012181-830819	2.3	10	15	216.92
83082	FR MultiBox IMOB CPVC HACP	MBFRAB1201HACP	012181-830826	2.3	10	14	217.66
83083	FR MultiBox IMOB F1807 HACP	MBFRAB1202HACP	012181-830833	2.3	10	15	218.26
83084	FR MultiBox IMOB F1960 HACP	MBFRAB1211HACP	012181-830840	2.3	10	15	221.18
83341	FR MultiBox IMOB REHAU EVERLOC+™ HA, Cont. Pack	MBFRAB1205HACP	012181833414	2.300	10	21.9	237.59



Item #	Product Description	Model Number	UPC	Cubic Ft/ Case	Units/ Case***	Lbs./ Case	List Price
--------	---------------------	--------------	-----	-------------------	-------------------	---------------	------------



**ROUND ICE MAKER BOXES WITH HOSE PATENT # D,  
LEAD FREE ROUND ICE MAKER BOXES WITH HOSE PATENT # D,**

**Standard Pack**

88480	Brass Qtr Turn Valve, 1/2" Sweat Conx	AB9800	012181-884805	1.340	10	15	109.61
88482	Brass Qtr Turn Valve, 1/2" CPVC Conx	AB9801	012181-884829	1.340	10	15	114.09
88484	Brass Qtr Turn Valve, 1/2" PEX Conx	AB9802	012181-884843	1.340	10	12	116.99
88486	Brass Qtr Turn Valve, 1/2" Wirsbo® Conx	AB9811	012181-884867	1.340	10	12	117.39
88068	Round IM Supply Box only, less valves and SS Hose	W9800LV	012181-880685	1.340	10	7	25.77

**Contractor Pack**

88481	Brass Qtr Turn Valve, 1/2" Sweat Conx	AB9800CP	012181-884812	3.360	20	31	109.61
88483	Brass Qtr Turn Valve, 1/2" CPVC Conx	AB9801CP	012181-884836	3.360	20	29	114.09
88485	Brass Qtr Turn Valve, 1/2" PEX Conx	AB9802CP	012181-884850	3.360	20	30	116.99
88487	Brass Qtr Turn Valve, 1/2" Wirsbo® Conx	AB9811CP	012181-884874	3.360	20	31	117.39



**LEAD FREE ROUND ICE MAKER BOXES LESS HOSE**

**Standard Pack**

88488	Brass Qtr Turn Valve, 1/2" Sweat Conx	AB9900	012181-884881	1.330	10	11	74.81
88491	Brass Qtr Turn Valve, 1/2" CPVC Conx	AB9901	012181-884911	1.330	10	12	81.80
88493	Brass Qtr Turn Valve, 1/2" PEX Conx	AB9902	012181-884935	1.330	10	11	82.53
88496	Brass Qtr Turn Valve, 1/2" Wirsbo® Conx	AB9911	012181-884966	1.330	10	12	86.28

**Contractor Pack**

88489	Brass Qtr Turn Valve, 1/2" Sweat Conx	AB9900CP	012181-884898	3.360	20	23	74.81
88492	Brass Qtr Turn Valve, 1/2" CPVC Conx	AB9901CP	012181-884928	3.360	20	21	81.80
88494	Brass Qtr Turn Valve, 1/2" PEX Conx	AB9902CP	012181-884942	3.360	20	26	82.53
88497	Brass Qtr Turn Valve, 1/2" Wirsbo® Conx	AB9911CP	012181-884973	3.360	20	24	86.28

**LEAD FREE ROUND ICE MAKER BOXES WITH HAMMER ARRESTER LESS HOSE**

**Contractor Pack**

88490	Brass Qtr Turn Valve, 1/2" Sweat Conx	AB9900HACP	012181-884904	1.330	20	22	156.44
88495	Brass Qtr Turn Valve, 1/2" PEX Conx	AB9902HACP	012181-884959	1.330	20	22	201.34
88498	Brass Qtr Turn Valve, 1/2" Wirsbo® Conx	AB9911HACP	012181-884980	1.330	20	22	219.39

**LEAD-FREE ROUND MINI ICE MAKER OUTLET BOX AND PRELOADED MOUNTING NAILS**

**Standard Pack**

87989	Brass Qtr Turn Valve, Installed, 1/2" Sweat Conx	AB9200	012181-879894	0.640	10	8	69.02
87991	Brass Qtr Turn Valve, Installed, 1/2" PEX Conx	AB9202	012181-879917	0.640	10	7	86.85
87993	Brass Qtr Turn Valve, Installed, 1/2" CPVC Conx	AB9201	012181-879931	0.640	10	8	72.66
87995	Brass Qtr Turn Valve, 1/2" Wirsbo® Conx	AB9211	012181-879955	0.640	10	8	85.54
88399	Brass Qtr Turn Valve, 1/2" Viega Conx	AB9222	012181-883990	0.640	10	8	70.39
88382	Brass Qtr Turn Valve, Installed, 3/8" PEX Conx	AB9238	012181-883822	0.640	10	8	88.04

**Contractor Pack**

87990	Brass Qtr Turn Valve, Installed, 1/2" Sweat Conx	AB9200CP	012181-879900	0.640	20	8	69.02
87992	Brass Qtr Turn Valve, Installed, 1/2" PEX Conx	AB9202CP	012181-879924	0.640	20	7	86.85
87994	Brass Qtr Turn Valve, Installed, 1/2" CPVC Conx	AB9201CP	012181-879948	0.640	20	8	72.66
87996	Brass Qtr Turn Valve, 1/2" Wirsbo® Conx	AB9211CP	012181-879962	0.640	20	8	85.54

**ROUND MINI ICE MAKER OUTLET BOX WITH DOMESTIC VALVES AND PRELOADED MOUNTING NAILS**

88374	Domestic Valve, Installed, 1/2" Sweat Conx (Lead Free Comp)	AB9200D	012181-883747	0.640	10	7	82.99
-------	---	---------	---------------	-------	----	---	-------

**LEAD FREE ROUND MINI ICE MAKER OUTLET BOX WITH HAMMER ARRESTER VALVES AND PRELOADED MOUNTING NAILS**

**Standard Pack**

88372	Brass Qtr Turn Arrester Valve, Installed, 1/2" Sweat Conx	AB9200HA	012181-883723	0.640	10	12	152.24
88376	Brass Qtr Turn Arrester Valve, Installed, 1/2" CPVC Conx	AB9201HA	012181-883761	0.640	10	11	154.74
88377	Brass Qtr Turn Arrester Valve, Installed, 1/2" PEX Conx	AB9202HA	012181-883778	0.640	10	12	157.57
88379	Brass Qtr Turn Arrester Valve, Installed, 1/2" Wirsbo	AB9211HA	012181-883792	0.640	10	12	157.29

**Contractor Pack**

88373	Brass Qtr Turn Arrester Valve, Installed, 1/2" Sweat Conx	AB9200HACP	012181-883730	1.700	20	24	152.24
88381	Brass Qtr Turn Arrester Valve, Installed, 1/2" CPVC Conx.	AB9201HACP	012181-883815	1.700	20	24	154.74
88378	Brass Qtr Turn Arrester Valve, Installed, 1/2" PEX Conx	AB9202HACP	012181-883785	1.700	20	24	141.58
88380	Brass Qtr Turn Arrester Valve, Installed, 1/2" Wirsbo	AB9211HACP	012181-883808	0.640	20	12	157.29



Preloaded nails



Item #	Product Description	Model Number	UPC	Cubic Ft./ Case	Units/ Case***	Lbs./ Case	List Price
<b>LEAD FREE ROUND MINI PLASTIC DISHWASHER, COMMERCIAL ICE MAKER AND COFFEE MAKER OUTLET BOX AND PRELOADED MOUNTING NAILS</b>							
87934	Brass Qtr Turn Arrester Valve, 3/8" Outlet, Installed, 1/2" Sweat Conx	AB9300HA	012181-879344	0.640	10	12	182.49
87935	Brass Qtr Turn Arrester Valve, 3/8" Outlet, Installed, 1/2" CPVC Conx	AB9301HA	012181-879351	0.640	10	11	188.74
87937	Brass Qtr Turn Arrester Valve, 3/8" Outlet, Installed, 1/2" PEX Conx	AB9302HA	012181-879375	0.640	10	12	182.49
87960	3/8" Outlet, Qtr-turn Valve, 1/2" Sweat Conx.	AB9300	012181-879603	0.640	10	10	94.06
<b>Contractor Pack</b>							
87938	Brass Qtr Turn Arrester Valve, 3/8" Outlet, Uninstalled, 1/2" PEX Conx	AB9302HACP	012181-879382	1.700	20	24	182.49
<b>LEAD FREE MULTIBOX DISHWASHER/COMMERCIAL ICE MAKER BOXES</b>							
83191	MultiBox DW Commlice 3/8" Sweat	DW1200HA	012181-831915	1.49	10	12	109.35
83192	MultiBox DW Commlice 3/8" CPVC	DW1201HA	012181-831922	1.49	10	11	110.08
83193	MultiBox DW Commlice 3/8" F1807	DW1202HA	012181-831939	1.49	10	12	110.69
83194	MultiBox DW Commlice 3/8" F1960	DW1211HA	012181-831946	1.49	10	12	113.61
<b>FIRE-RATED LEAD FREE MULTIBOX DISHWASHER/COMMERCIAL ICE MAKER BOXES</b>							
83096	FR MB DW Commlice 3/8" Sweat	FRDW1200HA	012181-830963	1.49	10	15	218.14
83097	FR MB DW Commlice 3/8" CPVC	FRDW1201HA	012181-830970	1.49	10	14	218.87
83098	FR MB DW Commlice 3/8" F1807	FRDW1202HA	012181-830987	1.49	10	14	219.48
83099	FR MB DW Commlice 3/8" F1960	FRDW1211HA	012181-830994	1.49	10	14	224.35
<b>LEAD FREE ANGLE STOP &amp; TOILET CONNECTION BOXES</b>							
87828	3/8" Chrome Quarter Turn Angle Stops Installed - 1/2" PEX Conx	3512XAB	012181-878286	1.750	10	16	66.13
87829	3/8" Chrome Quarter Turn Angle Stops Installed - 1/2" PEX-Cont. Pack	3512XABCP	012181-878293	4.240	20	32	66.13
87826	3/8" Chrome Quarter Turn Angle Stops Installed - 1/2" CPVC Conx	3001AB	012181-878262	1.750	10	15	66.13
<b>UTILITY BOX</b>							
82760	Utility Box with Solid Frame	1500	012181-827604	4.080	10	39.1	24.69
82761	Utility Box with Standard Frame	1501	012181-827611	4.080	10	39.1	23.56
<b>Utility Box with Three Valves</b>							
82762	Utility Box w/3 3/8" HA valves, Sweat	15003HA	012181-827628	1.090	5	12	288.07
82763	Utility Box w/3 3/8" HA valves	15013HA	012181-827635	1.090	5	12	292.05
82764	Utility Box w/3 3/8" HA valves	15023HA	012181-827642	1.090	5	12	299.42
82765	Utility Box w/3 3/8" HA valves	15113HA	012181-827659	1.090	5	12	304.53
<b>Utility Box with Four Valves</b>							
82766	Utility Box w/4 valves Corner, Sweat inlet; 3/8" comp outlet	15004	012181-827666	1.090	5	12	184.76
82767	Utility Box w/4 valves Corner, CPVC inlet; 3/8" comp outlet	15014	012181-827673	1.090	5	12	187.03
82768	Utility Box w/4 valves Corner, F1807 inlet; 3/8" comp outlet	15024	012181-827680	1.090	5	12	189.30
82769	Utility Box w/4 valves Corner, F1960 inlet; 3/8" comp outlet	15114	012181-827697	1.090	5	12	198.39
<b>MULTIBOX KITCHEN OUTLET BOX</b>							
83195	MultiBox AS & DW 3/8" Sweat	ASDW1200	012181-831953	1.49	10	17	114.01
83196	MultiBox AS & DW 3/8" CPVC	ASDW1201	012181-831960	1.49	10	14	115.50
83197	MultiBox AS & DW 3/8" F1807	ASDW1202	012181-831977	1.49	10	17	116.73
83198	MultiBox AS & DW 3/8" F1960	ASDW1211	012181-831984	1.49	10	16	122.56
83384	MultiBox AS & DW 3/8" REHAU EVERLOC+™	ASDW1205	012181833841	1.490	10	11.8	202.89
<b>Hammer Arrester Valves</b>							
83199	MultiBox AS & DW-HA 3/8" Sweat	ASDW1200HA	012181-831991	1.49	10	19	152.72
83206	MultiBox AS & DW-HA 3/8" CPVC	ASDW1201HA	012181-832066	1.49	10	15	155.65
83207	MultiBox AS & DW-HA 3/8" F1807	ASDW1202HA	012181-832073	1.49	10	18	156.86
83208	MultiBox AS & DW-HA 3/8" F1960	ASDW1211HA	012181-832080	1.49	10	18	162.70
83386	MultiBox AS & DW 3/8" REHAU EVERLOC+™ HA	ASDW1205HA	012181833865	1.490	10	11.8	264.84
<b>FIRE-RATED MULTIBOX KITCHEN OUTLET BOX</b>							
83310	FR MultiBox AS & DW 3/8" Sweat	FRASDW1200	012181-833100	1.49	10	18	226.94
83311	FR MultiBox AS & DW 3/8" CPVC	FRASDW1201	012181-833117	1.49	10	14	227.95
83312	FR MultiBox AS & DW 3/8" F1807	FRASDW1202	012181-833124	1.49	10	17	229.16
83313	FR MultiBox AS & DW 3/8" F1960	FRASDW1211	012181-833131	1.49	10	17	235.00
83314	FR MultiBox AS & DW-HA 3/8" Sweat	FRASDW1200HA	012181-833148	1.49	10	19	268.30
83315	FR MultiBox AS & DW-HA 3/8" CPVC	FRASDW1201HA	012181-833155	1.49	10	16	269.31
83316	FR MultiBox AS & DW-HA 3/8" F1807	FRASDW1202HA	012181-833162	1.49	10	18	270.52
83317	FR MultiBox AS & DW-HA 3/8" F1960	FRASDW1211HA	012181-833179	1.49	10	18	276.35
<b>MULTIBOX ANGLE STOP BOXES</b>							
83187	MultiBox AS 3/8" Valve Sweat	AS1200	012181-831878	1.49	10	14	87.29
83188	MultiBox AS 3/8" Valve CPVC	AS1201	012181-831885	1.49	10	11	88.74
83189	MultiBox AS 3/8" Valve F1807	AS1202	012181-831892	1.49	10	13	89.97
83190	MultiBox AS 3/8" Valve F1960	AS1211	012181-831908	1.49	10	13	95.81
<b>Hammer Arresters</b>							
83209	MultiBox AS 3/8" Valve Sweat HA	AS1200HA	012181-832097	1.49	10	13	154.45
83210	MultiBox AS 3/8" Valve CPVC HA	AS1201HA	012181-832103	1.49	10	12	157.02
83213	MultiBox AS 3/8" Valve F1807 HA	AS1202HA	012181-832134	1.49	10	13	159.19
83214	MultiBox AS 3/8" Valve F1960 HA	AS1211HA	012181-832141	1.49	10	12	169.51
<b>FIRE-RATED MULTIBOX ANGLE STOP BOXES</b>							
83092	FR MultiBox AS 3/8" Vlv Sweat	FRAS1200	012181-830925	1.49	10	16	194.86
83093	FR MultiBox AS 3/8" Vlv CPVC	FRAS1201	012181-830932	1.49	10	14	196.32
83094	FR MultiBox AS 3/8" Vlv F1807	FRAS1202	012181-830949	1.49	10	16	197.54
83095	FR MultiBox AS 3/8" Vlv F1960	FRAS1211	012181-830956	1.49	10	16	203.37
<b>Hammer Arresters</b>							
83318	FR MultiBox AS 3/8" Valve Sweat HA	FRAS1200HA	012181-833186	1.49	10	14	277.58
83319	FR MultiBox AS 3/8" Valve CPVC HA	FRAS1201HA	012181-833193	1.49	10	13	279.04
83320	FR MultiBox AS 3/8" Valve F1807 HA	FRAS1202HA	012181-833209	1.49	10	13	280.25
83322	FR MultiBox AS 3/8" Valve F1960 HA	FRAS1211HA	012181-833223	1.49	10	13	286.09



Item #	Product Description	Model Number	UPC	Cubic Ft./ Case	Units/ Case***	Lbs./ Case	List Price
<b>MULTIBOX TOILET CONNECTION BOXES</b>							
83183	MultiBox TCB 3/8" Valve Sweat	TC1200	012181-831830	1.49	10	10	69.21
83184	MultiBox TCB 3/8" Valve CPVC	TC1201	012181-831847	1.49	10	9	69.94
83185	MultiBox TCB 3/8" Valve F1807	TC1202	012181-831854	1.49	10	10	70.55
83186	MultiBox TCB 3/8" Valve F1960	TC1211	012181-831861	1.49	10	10	73.47
<b>FIRE-RATED 'MULTIBOX TOILET CONNECTION BOXES</b>							
83088	FR MultiBox TCB 3/8" Vlv Sweat	FRTC1200	012181-830888	1.49	10	13	154.60
83089	FR MultiBox TCB 3/8" Vlv CPVC	FRTC1201	012181-830895	1.49	10	12	155.33
83090	FR MultiBox TCB 3/8" Vlv F1807	FRTC1202	012181-830901	1.49	10	13	162.18
83091	FR MultiBox TCB 3/8" Vlv F1960	FRTC1211	012181-830918	1.49	10	13	161.04
<b>GAS OUTLET BOXES</b>							
88106	MINI GAS OB W/NAILS & W/1/2" VLV FOR IRON PIPE	W5700	012181-881064	6.640	10	9	56.03
88107	MINI GAS OB W/NAILS & W/1/2" VLV FOR IRON PIPE CONT PK	W5700CP	012181-881071	6.640	10	9	56.03
87860	Large Round, 1/2" IPS Gas Valve	W5912IP	012181-878606	1.330	5	7	61.47
87861	Large Round, 3/4" IPS Gas Valve	W5934IP	012181-878613	1.330	5	7	67.04
87862	Large Round, 1/2" Female Gas Valve CSST	W5912CSST	012181-878620	1.330	5	7	61.47
<b>MULTIBOX GAS OUTLET BOXES</b>							
82940	MultiBox 1/2" Gas Valve	MBG1212IP	012181-829400	1.49	10	17	73.59
82941	MultiBox 1/2" Gas Valve	MBG1212CSST	012181-829417	1.49	10	14	67.51
82942	MultiBox 3/4" Gas Valve	MBG1234IP	012181-829424	1.49	10	18	81.25
<b>FIRE-RATED 'MULTIBOX GAS OUTLET BOXES</b>							
83347	FR MultiBox 1/2" Gas Valve	FRMBG1212IP	012181-833476	1.49	10	17	181.17
83348	FR MultiBox 1/2" Gas Valve	FRMBG1212CSST	012181-833483	1.49	10	14	175.08
83349	FR MultiBox 3/4" Gas Valve	FRMBG1234IP	012181-833490	1.49	10	18	188.83
<b>MULTIBOX AIR ADMITTANCE VALVE OUTLET BOX KIT</b>							
82939	Redi-Vent Kit for MultiBox	MBS1200AAV	012181-829394	1.49	10	10	76.44
<b>FIRE-RATED MULTIBOX AIR ADMITTANCE VALVE OUTLET BOX KIT</b>							
83085	FR MultiBox Redi-Vent Kit	MBFRS1200AAV	012181-830857	1.49	10	12	149.35



Item #	Product Description	Model Number	UPC	Cubic Ft./ Case	Units/ Case***	Lbs./ Case	List Price
<b>CATEGORY * - SUPPLY VALVE BOX PARTS &amp; ACCESSORIES*</b>							
<b>GUY GRAY FACE PLATES AND ACCESSORIES</b>							
* 97091	Faceplate for Model B150, B200; 18 Ga. Galvanized	B	012181-970911	0.010	24	1	26.50
* 97092	Faceplate for Model BE150, BE200; 18 Ga. Galvanized	BE	012181-970928	0.010	18	1	32.82
* 97093	Faceplate for Model BED150, BED200; 18 Ga. Galvanized	BED	012181-970935	0.010	18	2	37.58
* 97094	Faceplate for Model NWBED150, NWBED200; 18 Ga. Galvanized	NWBED	012181-970942	0.010	18	1	45.17
* 97095	Faceplate for Model T150, T200; 20 Ga. White	T	012181-970959	0.010	200	1	27.42
* 90504	Faceplate for Model MWB	90504	012181-905043	0.010	150	0.5	24.06
* 89282	Faceplate for Model FR, Plastic	FR7070	012181-892824	0.010	20	1	10.49
* 97116	Faceplate for Model SSWB, Stainless Steel	97116	012181-971161	0.010	50	1	147.57
* 97031	7/8" Rubber Washer	903P	012181-970317	0.010	1050	1	0.32
* 97032	3/4" and 1/2" Reducing Washers	RW1	012181-970324	0.010	1	1	0.32
* 97036	2" Rubber Gasket	L2411	012181-970362	0.010	1	1	0.70
* 97038	2" Chase Drain Nipple	CN200	012181-970386	0.010	1	1	7.08
* 97046	2" Flange Nut	5225	012181-970461	0.010	350	1	2.60
* 97034	2" Chrome Plated Nut	5062	012181-970348	0.010	1	1	3.30
<b>WATER-TITE FACE PLATES</b>							
* 89267	Plastic Dual-Drain and Center Drain Faceplate (10-3/16" x 8-13/16")	W7070	012181-892671	0.010	20	0.5	7.89
* 89277	Wide-Mouth WMOB Face Plate	89277	012181-892770	0.010	10	.5	8.11
* 89266	Plastic IMOB (8-1/4" x 7-5/16")	W7011	012181-892664	0.010	20	0.5	4.65
* 90254	Metal IMOB (7" x 7") 16 Ga. Steel	7063	012181-902547	0.010	30	0.5	19.36
* 90266	Angle Stop Box (8" x 9")	7067	012181-802660	0.010	10	0.5	6.98
* 89279	Mini Ice Maker and Gas Outlet Box Face Plate	89279	012181-892794	0.010	20	.5	5.85
<b>MULTIBOX FACEPLATES</b>							
* 82945	MultiBox Faceplate Open	MBF1200	012181-829455	0.6	10	2	4.87
* 82946	MultiBox Faceplate Solid	MBF1211	012181-829462	0.6	10	2	12.77
* 82947	MultiBox Faceplate Louvered	MBF1222	012181-829479	0.6	10	2	12.77
* 82974	MultiBox Faceplate Open, Extra Deep (Kitchen Boxes)	MBF1233	012181-829745	0.5	10	2	12.75
* 83182	MultiBox Faceplate Kit (Includes (1) Standard (1) Solid and (1) Louvered faceplate)	MBF1200K	012181-831823	0.6	4	2	28.11
<b>MULTIBOX ACCESSORIES</b>							
* 82943	MultiBox Aux Drain Adapter	MB1250AD	012181-829431	0.5	10	2	15.82
* 82944	MultiBox Water Softener Drain	MB1250WS	012181-829448	0.45	10	3	15.82
<b>BRASS VALVE CAPS</b>							
* 88650	1/4" Cap for Ice Maker Valve, Brass (1 cap)	88650	012181-886502		1	0.706	4.41
* 88651	3/8" Cap for Angle Stop Valves, Brass (pair)	88651	012181-886519		1	0.706	9.11
* 88652	3/4" Cap for Washing Machine Valves, Brass (pair)	88652	012181-886526		1	0.706	10.83
<b>OUTLET BOX ACCESSORIES</b>							
* 88285	Short (4") Washer Box Mounting Flange	7003	012181-882856	0.010	40	0.5	0.87
* 88290	Long (7-11/16") Washer Box Mounting Flange	7003A	012181-882900	0.010	1	0.5	1.08
* 90195	Grommet for WMOB & IMOB Compression Supply	7009	012181-901953	0.010	112	0.5	0.38
* 89917	Metal Locknut for 1/2" Supply Valves	6240	012181-899175	0.010	1	0.5	0.38
* 89439	Plastic Locknut for 1/2" Supply Valves	5010	012181-894392	0.010	102	0.5	0.27
<i>* Item does NOT qualify for Category Discount Program.</i>							
<b>WASHING MACHINE OUTLET BOX VALVES</b>							
* 88400	Qtr Turn Brass Valve, Red Handle, 1/2" Sweat Connection	88400	012181-884003	0.010	100	1	22.39
* 88401	Qtr Turn Brass Valve, Blue Handle, 1/2" Sweat Connection	88401	012181-884010	0.010	100	1	22.39
* 88402	Qtr Turn Brass Valve, Red Handle, 1/2" Pex Connection	88402	012181-884027	0.010	100	1	22.77
* 88403	Qtr Turn Brass Valve, Blue Handle, 1/2" Pex Connection	88403	012181-884034	0.010	100	1	22.77
* 88250	Qtr Turn Brass Valve, Red Handle, 1/2" CPVC Connection	88250	012181-882504	0.010	12	1	24.23
* 88251	Qtr Turn Brass Valve, Blue Handle, 1/2" CPVC Connection	88251	012181-882511	0.010	12	1	24.23
* 88406	Qtr Turn Brass Valve, Red Handle, 1/2" Wirsbo Connection	88406	012181-884065	0.010	100	1	25.25
* 88407	Qtr Turn Brass Valve, Blue Handle, 1/2" Wirsbo Connection	88407	012181-884072	0.010	100	1	25.25
* 90011	Domestic Adapter Valve, 1/2" Sweat Connection	6404AVEID	012181-900116	0.010	1	1	32.01
* 88260	Single Lever Valve - 1/2" Sweat Connection	6408	012181-882603	0.010	32	2	86.20
* 88262	Single Lever Valve - 1/2" CPVC Connection	6408CNS	012181-882628	0.010	32	2	101.88
* 88170	Long Shank Extension Only	6401A	012181-881705	0.010	200	3	12.98
<b>Hammer Arrester Washing Machine Outlet Box Valves</b>							
* 88351	Qtr Turn Arrester Brass Valve, Red Handle, 1/2" Sweat Connection	88351	012181-883518	0.010	60	2	95.66
* 88352	Qtr Turn Arrester Brass Valve, Blue Handle, 1/2" Sweat Connection	88352	012181-883525	0.010	60	2	95.66
* 88353	Qtr Turn Arrester Brass Valve, Red Handle, 1/2" Pex Connection	88353	012181-883532	0.010	60	2	97.55
* 88354	Qtr Turn Arrester Brass Valve, Blue Handle, 1/2" Pex Connection	88354	012181-883549	0.010	60	2	97.55
* 88356	Qtr Turn Arrester Brass Valve, Red Handle, 1/2" CPVC Connection	88356	012181-883563	0.010	60	2	103.40
* 88357	Qtr Turn Arrester Brass Valve, Blue Handle, 1/2" CPVC Connection	88357	012181-883570	0.010	60	2	97.55
* 88358	Qtr Turn Arrester Brass Valve, Red Handle, 1/2" Wirsbo Connection	88358	012181-883587	0.010	60	2	99.61
* 88359	Qtr Turn Arrester Brass Valve, Blue Handle, 1/2" Wirsbo Connection	88359	012181-883594	0.010	60	2	99.61
* 88269	Single Lever Valve - 1/2" Sweat Connection	88269	012181-882696	0.010	20	2	141.08
<b>Lead Free Ice Maker Valves</b>							
* 88416	Lead Free , Qtr Turn Valve, Blue Handle, 1/2" Sweat Connection	88416	012181-884164	0.010	100	1	28.82
* 88417	Lead Free , Qtr Turn Valve, Blue Handle, 1/2" Pex Connection	88417	012181-884171	0.010	100	1	28.82
* 88418	Lead Free , Qtr Turn Valve, Blue Handle, 1/2" CPVC Connection	88418	012181-884188	0.010	100	1	28.82
* 88419	Lead Free , Qtr Turn Valve, Blue Handle, 1/2" Wirsbo Connection	88419	012181-884195	0.010	100	1	30.07
<b>Hammer Arrester Lead Free Ice Maker Valves</b>							
* 88366	Lead Free , Qtr Turn Arrester Valve, Blue Handle, 1/2" Sweat Conn	88366	012181-883662	0.010	60	2	113.02
* 88367	Lead Free , Qtr Turn Arrester Valve, Blue Handle, 1/2" Pex Conn	88367	012181-883679	0.010	60	2	113.02
* 88368	Lead Free , Qtr Turn Arrester Valve, Blue Handle, 1/2" CPVC Conn	88368	012181-883686	0.010	60	2	113.02
* 88369	Lead Free , Qtr Turn Arrester Valve, Blue Handle, 1/2" Wirsbo Conn	88369	012181-883693	0.010	60	2	114.86































Item #	Product Description	Model Number	UPC	Cubic Ft./ Case	Units/ Case***	Lbs./ Case	List Price
86600	3/4" x 3/4" Arrester For Washing Machine	86600	012181-866009	.75	25	10	29.18
86601	1/2" Male Sweat Arrester	86601	012181-866016	1	50	12	18.80
86590	1/2" MIP Connection Arrester (Lead Free)	86590	012181-865903	1	50	11	29.00
86603	3/4" Male Sweat Arrester	86603	012181-866030	1	50	15	27.40
86604	1/2" CPVC Socket Arrester	86604	012181-866047	1	50	9	24.02
86624	1/2" CPVC Male Inlet Arrester	86624	012181-866245	1	50	20	20.64
86592	1/4" x 1/4" Compression Tee Arrester (Lead Free)	86592	012181-865927	.75	25	9	41.79
86593	3/8" x 3/8" Compression Tee Arrester (Lead Free)	86593	012181-865934	.75	25	10	43.85
86595	3/8" x 3/8" Reverse Nut Tee Arrester (Lead Free)	86595	012181-865958	.75	25	9	41.50
86596	5/8" x 5/8" Reverse Nut Tee Arrester (Lead Free)	86596	012181-865965	.75	25	11	42.70
86597	3/8" x 3/8" F1807 Barb Tee Arrester (Lead Free)	86597	012181-865972	.75	25	8	41.79
86598	1/2" x 1/2" F1807 Barb Tee Arrester (Lead Free)	86598	012181-865989	.75	25	8	38.98
86621	1/2" F1807 Barb Arrester	86621	012181-866214	1	50	8	19.43
86589	1/2" F1960 Barb Arrester	86589	012181-865897	1		8	20.58
86599	1/2" x 1/2" F1960 Tee Arrester (Lead Free)	86599	012181-865996	1	25	8	43.62



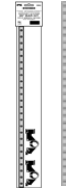
\* Item does NOT qualify for Category Discount Program.

Item #	Product Description	Model Number	UPC	Cubic Ft/ Case	Units/ Case***	Lbs./ Case	List Price	
<b>6" SPIGOT LONG CLOSET FLANGE</b>								
86147	Long Closet Flange - PVC	4846S	012181-861479	2.650	10	6	20.54	
86148	Long Closet Flange - ABS	5846S	012181-861486	2.650	10	6	20.54	
<b>TECHNO CLOSET FLANGES (Knockout Will Not Fall Down Drain Line)</b>								
86132	Standard Pattern w/Techno Knockout for 3" or 4" PVC Pipe	4830TFK	012181-861325	2.270	40	31	6.94	
86137	Standard Pattern w/Techno Knockout for 3" or 4" ABS Pipe	5830TFK	012181-861370	2.270	40	24	7.53	
<b>FLUSH•TITE CLOSET FLANGES</b>								
86150	Standard Pattern w/o Knockout for 3" or 4" PVC Pipe, w/o Pipe Stop	48302	012181-861509	2.270	40	28	5.95	
86155	Standard Pattern w/o Knockout for 3" or 4" ABS Pipe, w/o Pipe Stop	58302	012181-861554	2.270	40	21	7.53	
86151	Long Pattern w/o Knockout for 3" or 4" PVC Pipe, w/o Pipe Stop	4830LP	012181-861516	2.610	40	28	7.23	
86140	Long Pattern w/o Knockout for 3" or 4" PVC Pipe, with Pipe Stop	4830	012181-861400	2.610	40	29	6.71	
86145	Long Pattern w/o Knockout for 3" or 4" ABS Pipe, with Pipe Stop	5830	012181-861455	2.610	40	22	7.53	
86149	Fits Inside 3" Sch. 40 DWV PVC Pipe, w/o Knockout	48301	012181-861493	1.170	20	12	8.34	
86160	Fits Inside 3" Sch. 40 DWV ABS Pipe, w/o Knockout	58301	012181-861608	1.170	20	9	8.98	
86130	Standard Pattern with Knockout for 3" or 4" PVC Pipe	4830KO	012181-861301	2.270	40	31	6.24	
86135	Standard Pattern with Knockout for 3" or 4" ABS Pipe	5830KO	012181-861356	2.270	40	24	7.35	
86131	Long Pattern with Knockout for 3" or 4" PVC Pipe	4830LPK	012181-861318	2.610	40	33	7.76	
86126	Fits Over 4" Sch. 40 DWV PVC Pipe, w/o Knockout	4824	012181-861264	1.170	20	14	7.58	
86127	Fits Over 4" Sch. 40 DWV ABS Pipe, w/o Knockout	5824	012181-861271	1.170	20	10	7.70	
86128	Fits Over 4" Sch. 40 DWV PVC Pipe, With Knockout	4824KO	012181-861288	1.170	20	18	7.93	
86129	Fits Over 4" Sch. 40 DWV ABS Pipe, With Knockout	5824KO	012181-861295	1.170	20	13	7.98	
<b>TECHNO CLOSET FLANGES W/METAL ADJUSTABLE RING (Knockout Will Not Fall Down Drain Line)</b>								
86173	With Techno Knockout for 3" or 4" PVC Pipe	4830ATF	012181-861738	2.610	40	38	15.11	
86177	With Techno Knockout for 3" or 4" PVC Pipe/Stainless Steel Ring	4830ASTF	012181-861776	2.610	40	38	14.76	
86178	With Techno Knockout for 3" or 4" ABS Pipe/Stainless Steel Ring	5830ASTF	012181-861783	2.610	40	32	15.40	
<b>FLUSH•TITE CLOSET FLANGES WITH METAL ADJUSTABLE RING</b>								
86166	Without Knockout for 3" or 4" PVC Pipe, w/o Pipe Stop	4830A2	012181-861660	2.610	40	34	12.43	
86175	Without Knockout for 3" or 4" ABS Pipe, w/o Pipe Stop	5830A2	012181-861752	2.610	40	29	13.65	
86179	With Stainless Steel Ring, 3" or 4" PVC, w/o Pipe Stop	4830AS2	012181-861790	2.610	40	34	13.36	
86182	With Stainless Steel Ring, 3" or 4" ABS, w/o Pipe Stop	5830AS2	012181-861820	2.610	40	29	15.64	
86165	With Knockout for 3" or 4" PVC Pipe	4830A	012181-861653	2.610	40	38	13.19	
86170	With Knockout for 3" or 4" ABS Pipe	5830A	012181-861707	2.610	40	32	15.46	
86141	Fits Over 4" Sch. 40 DWV PVC Pipe, w/o Knockout	4824A	012181-861417	1.170	20	16	10.97	
86142	Fits Over 4" Sch. 40 DWV ABS Pipe, w/o Knockout	5824A	012181-861424	1.170	20	14	11.32	
<b>FLUSH•TITE OFFSET CLOSET FLANGES</b>								
86180	For 3" or 4" PVC Pipe	4831	012181-861806	1.760	20	22	15.69	
86185	For 3" or 4" ABS Pipe	5831	012181-861851	1.760	20	17	17.15	
<b>OFFSET CLOSET FLANGE WITH ADJUSTABLE METAL RING</b>								
86181	3" x 4" PVC Offset Closet Flange with Metal Ring	4831M	012181-861813	1.96	20	25	16.45	
86186	3" x 4" ABS Offset Closet Flange with Metal Ring	5831M	012181-861868	1.96	20	21	18.09	
86245	3" x 4" PVC Offset Closet Flange with Metal Ring and Knockout	4831MKO	012181-862452	1.96	20	25	16.96	
86246	3" x 4" ABS Offset Closet Flange with Metal Ring and Knockout	5831MKO	012181-862469	1.96	20	21	18.64	
<b>45 DEGREE CLOSET FLANGE</b>								
86196	45 Degree PVC Closet Flange w/ Plastic Adjustable Ring	4845P	012181-861967	2.24	20	21	22.46	
86197	45 Degree ABS Closet Flange w/ Plastic Adjustable Ring	5845P	012181-861974	2.24	20	16	22.46	
86198	45 Degree PVC Closet Flange w/ S. S. Adjustable Ring	4845S	012181-861981	2.24	20	22	22.23	
86199	45 Degree ABS Closet Flange w/ S. S. Adjustable Ring	5845S	012181-861998	2.24	20	19	22.23	
86201	45 Degree PVC Closet Flange w/ Plastic Adjustable Ring/KO	4845PKO	012181-862018	2.24	20	22	23.05	
86203	45 Degree PVC Closet Flange w/ S. S. Adjustable Ring/KO	4845SKO	012181-862032	2.24	20	24	23.92	
<b>REPAIR CLOSET FLANGE</b>								
86250	Repair Closet Flange - 3" Inside Pipe	4847	012181-862506	0.62	5	7	17.05	
86251	Repair Closet Flange - 3" Inside Existing Hub	4846	012181-862513	0.62	5	7	23.39	
86252	Repair Closet Flange - 4" Inside Pipe	4845	012181-862520	0.62	5	7	20.93	
<b>PUSH N' REPAIR CLOSET FLANGE</b>								
86191	3" PVC Push N' Repair Closet Flange	4843	012181-861912	0.620	5	6	34.42	
86192	3" ABS Push N' Repair Closet Flange	5843	012181-861929	0.620	5	5	34.42	
86193	4" PVC Push N' Repair Closet Flange	4844	012181-861936	0.620	5	7	32.79	
86194	4" ABS Push N' Repair Closet Flange	5844	012181-861943	0.620	5	6	34.42	
<b>CLOSET FLANGE STABILIZER</b>								
86133	4" Closet Flange Stabilizer 	CS4	012181-861332	1.620	25	9.25	4.20	
<b>STAINLESS STEEL EXTENSION RING</b>								
86187	Stainless Steel Ring Only	86187	012181-861875	0.120	20	4	8.34	
<b>FLUSH•TITE CLOSET FLANGE EXTENSION RINGS</b>								
86208	Pair of 1/4" Thick Extension Rings	86208	012181-862087	0.390	20	8	6.07	
86209	Kit of 3 Extension Rings & 2 Closet Bolts, Nuts, Washers	86209	012181-862094	0.650	20	13	9.16	
<b>ADJUSTABLE URINAL FLANGE KITS</b>								
68004	Urinal FI Socket Adj PVC 2"	ABA8548	767580-029035		20	9	28.53	
68005	Urinal FI Spigot Adj PVC 2"	ABA8549	767580-029042		20	10	28.53	
65362	Urinal FI Socket Adj ABS 2"	ABA8545	767850-029004		20	9	31.41	
65363	Urinal FI Spigot Adj ABS 2"	ABA8546	767850-029011		20	10	31.41	

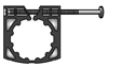
Item #	Product Description	Model Number	UPC	Cubic Ft./ Case	Units/ Case***	Lbs./ Case	List Price
<b>WAX CLOSET GASKETS</b>							
<b>Standard Wax Gasket</b>							
82550	Standard Wax Gasket	RWG1	012181-825501	1.470	48	26	2.90
82555	Wax Gasket with Plastic Horn	RWG2	012181-825556	1.470	24	16	3.49
82565	Reinforced Wax Gasket with Plastic Horn	RNWG1	012181-825655	1.470	24	15	9.50
<b>Standard Wax Gasket with Bolts</b>							
87760	Standard Wax Gasket w/Brass Closet Bolt Kit	RWG3	012181-877609	1.470	48	30	5.61
82556	Standard Wax Gasket w/Double Nut Brass Closet Bolts	RWG7	012181-825563	1.470	48	30	6.07
82552	Wax Gasket with Plastic Horn w/Brass Closet Bolt Kit	RWG4	012181-825525	1.470	24	18	6.93
82554	Wax Gasket with Plastic Horn w/Brass Plated Closet Bolt Kit	RWG6	012181-825549	1.470	24	18	5.61
82557	Wax Gasket w/ Plastic Horn w/Double Nut Brass Closet Bolts	RWG8	012181-825570	1.470	24	18	7.39
<b>Jumbo Wax Gasket</b>							
82560	Jumbo Wax Gasket	RWG1J	012181-825600	2.900	48	36	4.43
82561	Jumbo Wax Gasket with Horn	RWG2J	012181-825617	1.470	24	18	5.61
<b>Jumbo Wax Gasket with Bolts</b>							
82553	Jumbo Wax Gasket with 3.5" Brass Plated Bolt Kit	RWG5	012181-825532	1.470	24	32	8.45
82559	Jumbo Wax Gasket with Horn & 3.5" Double Nut Bolt Kit (4 washers)	RWG10	012181-825594	1.470	24	18	8.91











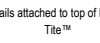





Item #	Product Description	Model Number	UPC	Cubic Ft./ Case	Units/ Case***	Lbs./ Case	List Price
<b>PEX BEND SUPPORTS</b>							
86673	1/2" PEX Bend Support, Ceiling/Stud Mount	PBS2	012181-866733	0.120	50	11.9	1.09
86672	1/2" PEX Bend Support, Bar Mount	PBS1	012181-866726	0.120	100	23.8	1.09
86652	18" PEX Support Bar	PS18	012181-866528	0.120	50	210	2.51
86653	26" PEX Support Bar	PS26	012181-866535	0.120	50	210	3.93
<b>HORIZONTAL RUN STABILIZER BAR KITS</b>							
86694	20" Bar with Plastic Insulators for 1/2" CTS	S2012PH	012181-866948	0.39	50	15	2.95
86696	20" Bar with Plastic Insulators for 3/4" CTS	S2034PH	012181-866962	0.39	50	15	3.41
86698	26" Bar with Plastic Insulators for 1/2" CTS	S2612PH	012181-866986	0.5	50	19	3.69
86699	26" Bar with Plastic Insulators for 3/4" CTS	S2634PH	012181-866993	0.5	50	18	3.86
<b>VERTICAL RUN STABILIZER BAR KITS</b>							
86701	20" Bar with Plastic Insulators for 1/2" CTS	S2012PV	012181-867013	0.39	50	15	3.41
86702	20" Bar with Plastic Insulators for 3/4" CTS	S2034PV	012181-867020	0.39	50	15	3.41
86703	26" Bar with Plastic Insulators for 1/2" CTS	S2612PV	012181-867037	0.5	50	19	4.09
86704	26" Bar with Plastic Insulators for 3/4" CTS	S2634PV	012181-867044	0.5	50	19	4.09
<b>Stabilizer Bars</b>							
86650	20" Stabilizer Bar for 16" Stud Bays	S20	012181-866504	0.12	100	24	0.97
86655	26" Stabilizer Bar for 24" Stud Bays	S26	012181-866559	0.12	100	29	1.19
86651	MultiBox Adjustable Stabilizer Bar (16" Stud Bays)	MBSSB	012181-866511	0.230	100	10	4.52
<b>Plastic Insulators</b>							
86670	Plastic Horizontal Insulators for 1/2" CTS (50/Bag)	S12PH	012181-866702	0.350	200	3	0.62
86675	Plastic Horizontal Insulators for 3/4" CTS (50/Bag)	S34PH	012181-866757	0.350	200	3	0.74
86685	Plastic Vertical Insulators for 1/2" CTS (50/Bag)	S12PV	012181-866856	0.350	200	3	0.68
86690	Plastic Vertical Insulators for 3/4" CTS (50/Bag)	S34PV	012181-866900	0.350	200	3	0.74



Item #	Product Description	Model Number	UPC	Cubic Ft./ Case	Units/ Case***	Lbs./ Case	List Price
<b>HALF CLAMPS</b>							
<b>Standard Pack</b>							
82864	Combination, Supports 1/2" & 3/4", with Preloaded Nail (100/Bag)	CH1234	012181-828649	1.186	1000	12.79	0.17
82865	Combination, Supports 3/4" IPS / 1.250" CTS, with Preloaded Nail (25/Bag)	CH34114	012181-828656	0.35617	100	3.31	0.62
82846	Supports 3/8" CTS, with Preloaded Nail (100/Bag)	H138	012181-828465	0.434	1000	9	0.28
82850	Supports 1/2" CTS, with Preloaded Nail (50/Bag)	H112	012181-828502	0.872	2000	22	0.11
82855	Supports 3/4" CTS, with Preloaded Nail (50/Bag)	H134	012181-828557	0.800	1000	14	0.15
82860	Supports 1" CTS, with Preloaded Nail (50/Bag)	H101	012181-828601	0.841	500	13	0.34
<b>Display Pack</b>							
82840	Supports 1/2" CTS, with Preloaded Nail (5/Bag)	RH112C	012181-828403	0.083	5	1	2.89
82845	Supports 3/4" CTS, with Preloaded Nail (5/Bag)	RH134C	012181-828458	0.083	5	1	3.04
<b>RIGHT STRAP MULTI-FUNCTIONAL PIPE CLAMPS PATENT #. ,,</b>							
<b>Standard Pack</b>							
82852	Supports 1/2" CTS, with Preloaded Nail (50/Bag)	82852	012181-828526	1.080	2000	23	0.17
82854	Supports 3/4" CTS, with Preloaded Nail (50/Bag)	82854	012181-828540	0.851	1000	15	0.23
82856	Supports 1" CTS, with Preloaded Nail (50/Bag)	82856	012181-828564	0.790	500	12	0.45
<b>Display Pack</b>							
82841	Supports 1/2" CTS, with Preloaded Nail (5/Bag)	82841	012181-828410	0.083	1	1	2.62
82842	Supports 3/4" CTS, with Preloaded Nail (5/Bag)	82842	012181-828427	0.083	1	1	2.78
<i>Chemically Compatible with CPVC Piping Systems</i>							
<b>CLAMP-TITE FULL CLAMPS</b>							
<b>Standard Pack</b>							
83795	Supports 1/2" CTS, with Preloaded Nail (100/Bag)	F212	012181-837955	0.841	1000	11	0.18
83800	Supports 3/4" CTS, with Preloaded Nail (50/Bag)	F234	012181-838002	0.841	500	10	0.25
83805	Supports 1" CTS, with Preloaded Nail (25/Bag)	F201	012181-838057	0.841	250	7	0.53
<b>FULL CLAMPS</b>							
<b>Standard Pack</b>							
83797	Supports 1/2" CTS, with Preloaded Nail (100/Bag)	F212LF	012181-837979		1000	10	0.20
83798	Supports 3/4" CTS, with Preloaded Nail (50/Bag)	F234LF	012181-837986		500	10	0.34
83799	Supports 1" CTS, with Preloaded Nail (25/Bag)	F201LF	012181-837993		250	5	0.62
<i>Chemically Compatible with CPVC Piping Systems</i>							
<b>SINGLE SHOT INSULATING SUSPENSION CLAMPS</b>							
82980	1/2" Single Shot Insulator w/Preloaded Nail (Bag/50)	SS512	012181-829806	1.66	1000	13	0.34
82981	3/4" Single Shot Insulator w/Preloaded Nail (Bag/50)	SS534	012181-829813	1.66	1000	17	0.34
82982	1" Single Shot Insulator w/Preloaded Nail (Bag/50)	SS501	012181-829820	0.585	500	9	1.02
<b>INSULATING SUSPENSION CLAMPS</b>							
<b>Standard Pack</b>							
82957	Combination, Supports 1/2" & 3/4" CTS (100/Bag)	CI31234	012181-829578	1.502	1000	12	0.34
82951	Supports 1/2" CTS (50/Bag)	I312	012181-829516	1.807	2000	20	0.28
82955	Supports 3/4" CTS (50/Bag)	I334	012181-829554	0.428	1000	12	0.30
82960	Supports 1" CTS (50/Bag)	I301	012181-829608	0.585	500	9	1.02
82961	Supports 1-1/4" CTS (50/Bag)	I314	012181-829615	0.998	250	7	1.59
82962	Supports 1-1/2" CTS (25/Bag)	I315	012181-829622	2.006	250	9	1.76
82963	Supports 2" CTS (25/Bag)	I320	012181-829639	2.006	250	12	2.21
<i>Chemically Compatible with CPVC Piping Systems</i>							
<b>COMBINATION SUSPENSION/INSULATOR CLAMP</b>							
82979	Combination, Supports 1/2" & 3/4" CTS (50/Bag)	CI341234	012181-829790	1.19	500	9.7	0.74
<b>2-HOLE PIPE CLAMPS</b>							
<b>Standard Pack</b>							
83015	Combination, Supports 1/2" & 3/4" CTS (100/Bag)	CC61234	012181-830154	1.7	1000	13	0.34
83003	Supports 1/2" CTS (100/Bag)	C612	012181-830031	1.795	2000	21	0.30
83008	Supports 3/4" CTS (100/Bag)	C634	012181-830086	1.802	1000	14	0.34
83010	Supports 1" CTS (50/Bag)	C601	012181-830109	0.998	500	11	0.79
83012	Supports 1-1/4" CTS (50/Bag)	C614	012181-830123	2.064	250	7	1.14
83013	Supports 1-1/2" CTS (25/Bag)	C615	012181-830130	2.064	250	9	1.42
83014	Supports 2" CTS (25/Bag)	C620	012181-830147	1.644	250	13	1.87
<b>Display Pack</b>							
83000	Supports 1/2" CTS (5/Bag)	RC612C	012181-830000	0.112	1	1	3.07
83005	Supports 3/4" CTS (5/Bag)	RC634C	012181-830055	0.112	1	1	2.96
<i>Chemically Compatible with CPVC Piping Systems</i>							
<b>PIPE INSULATORS</b>							
<b>Standard Pack</b>							
82972	Combination, Supports 1/2" & 3/4" CTS (50/Bag)	CI41234	012181-829721	1.19	500	9.48	0.68
82965	Supports 1/2" CTS (25/Bag)	I412	012181-829653	2.120	1000	24	0.62
82970	Supports 3/4" CTS (25/Bag)	I434	012181-829707	2.120	1000	18	0.68
82975	Supports 1" CTS (25/Bag)	I401	012181-829752	3.207	1000	16	0.97
<b>Display Pack</b>							
82966	Supports 1/2" CTS (5/Bag)	RI412C	012181-829660	0.205	5	1	5.06
82971	Supports 3/4" CTS (5/Bag)	RI434C	012181-829714	0.372	5	1	5.18
<i>Chemically Compatible with CPVC Piping Systems</i>							



Item #	Product Description	Model Number	UPC	Cubic Ft./ Case	Units/ Case***	Lbs./ Case	List Price	
<b>LONG PATTERN PIPE INSULATORS</b>								
82967	1/2" Long Pattern Insulator/Gray/25 bag	82967	012181-829677	3.207	1000	34	0.74	
82968	3/4" Long Pattern Insulator/Gray/25 bag	82968	012181-829684	3.207	1000	26	0.74	
<b>METAL STUD INSULATORS (For Use In Metal Studs And Galvanized Suer-tite Brackets)</b>								
89148	Supports 3/8", 1/2", 3/4" CTS (50/Bag)	MSI1	012181-891483	0.650	500	5	0.42	
89150	Supports 1/2" CTS (100/Bag)	MSI3	012181-891506	1.076	1000	8	0.45	
89151	Supports 3/4" CTS (100/Bag)	MSI4	012181-891513	1.076	1000	8	0.47	
89152	Supports 1" CTS (50/Bag)	MSI5	012181-891520	0.646	500	3	0.51	
<i>Chemically Compatible with CPVC Piping Systems</i>								
<b>METAL STUD INSULATORS FOR CPVC PIPING (Pipe Can Be Cemented To Insulator)</b>								
89158	Supports 1/2" CTS (100/Bag)	MSI6	012181-891582	0.390	200	2	0.68	
89161	Supports 3/4" CTS (100/Bag)	MSI7	012181-891612	0.390	200	2	0.68	
<b>METAL STUD INSULATORS FOR DWV PIPING</b>								
89165	Supports 1 1/2" DWV in metal studs (25 per bag)	MSI15	012181-891650	1.8	500	12	0.79	
89166	Supports 2" DWV in metal studs (25 per bag)	MSI20	012181-891667	1.8	500	8	0.79	
<b>METAL STUD PUNCH, LIGHTWEIGHT, HIGH STRENGTH WITH NON-SLIP RUBBER GRIPS</b>								
89160	Punch, Offset head, 1 11/32" hole in up to 22ga for 3/8" thru 1" CTS Metal Stud Insulators	MSP1	012181-891605	0.244	1	8	419.05	

Item #	Product Description	Model Number	UPC	Cubic Ft./ Case	Units/ Case***	Lbs./ Case	List Price		
<b>PLASTIC HANGER STRAPPING</b>									
83030	10' Roll x 3/4"	RHS10	012181-830307	0.713	20	4	2.61		
83035	25' Roll x 3/4"	RHS25	012181-830352	0.507	20	8	5.68		
83025	100' Roll x 3/4"	HS1	012181-830253	1.644	20	30	17.77		
<b>GALVANIZED METAL HANGER STRAPPING</b>									
84025	10' Roll x 3/4" (28 Gauge)	RGS7	012181-840252	0.210	50	17	2.50		
84030	10' Roll x 3/4" (24 Gauge)	RGS8	012181-840306	0.210	50	25	3.24		
<b>WHITE DWV ABS HANG-TITE™ PIPE HOLDERS</b>									
93140	1/2" CTS/5" Shank (25/Bag, w/Nails)	93140	012181-931400	1.600	200	10	1.36		
93142	3/4" CTS/5" Shank (25/Bag, w/Nails)	93142	012181-931424	1.674	200	10	1.42		
93144	1" CTS/5" Shank (25/Bag, w/Nails)	93144	012181-931448	1.674	200	10	1.59		
93145	1-1/4" CTS/5" Shank (25/Bag, w/Nails)	93145	012181-931455	1.674	200	11	1.59		
93150	1-1/2" Sch. 40 DWV/8" Shank 25 per bag w/nails attached	93150	012181-931509	1.532	200	18	1.48		
93155	2" Sch. 40 DWV/8" Shank 25 per bag w/nails attached	93155	012181-931554	1.704	200	22	1.53		
93160	3" Sch. 40 DWV/8" Shank 25 per bag w/nails attached	93160	012181-931608	2.145	200	28	1.53		
93161	3" Sch. 30 DWV/8" Shank 25 per bag w/nails attached	93161	012181-931615	2.145	200	28	1.76		
93165	4" Sch. 40 DWV/8" Shank 25 per bag w/nails attached	93165	012181-931653	1.704	100	18	1.93		
<b>BLACK DWV ABS HANG-TITE™ PIPE HOLDERS</b>									
93166	1-1/2" Sch. 40 DWV/8" Shank 25 per bag w/nails attached	93166	012181-931660	1.532	200	18	1.65		
93167	2" Sch. 40 DWV/8" Shank 25 per bag w/nails attached	93167	012181-931677	1.704	200	22	1.76		
93168	3" Sch. 40 DWV/8" Shank 25 per bag w/nails attached	93168	012181-931684	2.145	200	28	1.76		
93169	4" Sch. 40 DWV/8" Shank 25 per bag w/nails attached	93169	012181-931691	1.704	100	18	1.93		
<b>METAL DWV HANGER WITHOUT PLASTIC SLEEVE</b>									
82830	1 1/2" Galvanized DWV hanger uncoated 12" stem length, 3/4" width	MH321	012181-828304	1.6	50	11.5	2.27		
82831	2" Galvanized DWV hanger uncoated 12" stem length, 3/4" width	MH322	012181-828311	1.6	50	13	2.38		
82832	3" Galvanized DWV hanger uncoated 12" stem length, 3/4" width	MH323	012181-828328	1.6	50	14.5	2.61		
82833	4" Galvanized DWV hanger uncoated 12" stem length, 3/4" width	MH324	012181-828335	1.6	50	16	3.07		
82838	1 1/2" Galvanized DWV hanger uncoated 48" stem length, 3/4" width	MH4821	012181-828380	1.532	25	2.5	9.08		
82839	2" Galvanized DWV hanger uncoated 48" stem length, 3/4" width	MH4822	012181-828397	1.532	25	3	9.37		
82843	3" Galvanized DWV hanger uncoated 48" stem length, 3/4" width	MH4823	012181-828434	1.532	25	4.25	9.71		
82844	4" Galvanized DWV hanger uncoated 48" stem length, 3/4" width	MH4824	012181-828441	1.532	25	6.5	10.05		
<b>METAL DWV HANGER WITH PLASTIC SLEEVE</b>									
82834	1 1/2" Galvanized DWV hanger with plastic sleeve, 3/4" width	MH421	012181-828342	1.6	50	11.5	2.61		
82835	2" Galvanized DWV hanger with plastic sleeve, 3/4" width	MH422	012181-828359	1.6	50	13	2.67		
82836	3" Galvanized DWV hanger with plastic sleeve, 3/4" width	MH423	012181-828366	1.6	50	14.5	2.95		
82837	4" Galvanized DWV hanger with plastic sleeve, 3/4" width	MH424	012181-828373	1.6	50	16	3.63		
<b>VINYL COATED J-HOOKS</b>									
83100	Copper Plated 12 Ga. Galvanized for 1/2" & 3/4" CTS	RVCJH	012181-831007	0.076	100	2	0.85		
<b>COPPER CLAD WIRE PIPE HANGERS</b>									
83130	6" Suspension for 1/2" CTS (12/Bag)	RCPH12	012181-831304	1.215	144	1	0.40		
83135	6" Suspension for 3/4" CTS (12/Bag)	RCPH34	012181-831359	0.614	144	1	0.57		
<b>SURE-TITE™ SUPPORT BRACKETS</b>									
86618	20" Copper plated bracket w/1/2" holes/16 guage	86618	012181-866184	0.143	50	18	4.71		
86626	26" Copper plated bracket w/1/2" holes/16 guage	86626	012181-866269	0.186	50	28	6.87		
86619	20" Copper plated bracket w/1/2" extruded holes/16 guage	86619	012181-866191	0.143	25	10	4.94		
86718	20" Copper plated bracket w/1/2", 3/4" & 1" holes/16 guage	86718	012181-867181	0.143	50	21	4.49		
86726	26" Copper plated bracket w/1/2", 3/4" & 1" holes/16 guage	86726	012181-867266	0.186	50	26	6.87		
86614	18" Copper plated bracket w/1/2" snap-in, 3/4" & 1" holes/16 guage	86614	012181-866148	0.143	50	24	4.83		
86832	18" Galvanized bracket w/1-11/32" holes for MSI insulators/20 guage	86832	012181-868324	0.143	50	20	4.20		
86632	26" Galvanized bracket w/1-11/32" holes for MSI insulators/20 guage	86632	012181-866320	0.186	50	32	6.30		



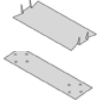
Nails attached to top of Hang-Tite™

Item #	Product Description	Model Number	UPC	Cubic Ft/ Case	Units/ Case***	Lbs./ Case	List Price
<b>PLASTIC WATER HEATER PANS with PVC Drain Connection</b>							
86970	18" ID x 20" OD Pan Predrilled, 1" x 1-1/2" PVC Drain Conx.	HP1820	012181-869703	3.425	20	18	17.88
86975	20" ID x 22" OD Pan Predrilled, 1" x 1-1/2" PVC Drain Conx.	HP2022	012181-869758	3.425	20	21	17.09
86980	22" ID x 24" OD Pan Predrilled, 1" x 1-1/2" PVC Drain Conx.	HP2224	012181-869802	3.425	20	24	16.75
86985	24" ID x 26" OD Pan Predrilled, 1" x 1-1/2" PVC Drain Conx.	HP2426	012181-869857	4.025	20	28	19.53
86990	26" ID x 28" OD Pan Predrilled, 1" x 1-1/2" PVC Drain Conx.	HP2628	012181-869901	2.789	10	17	22.99
86997	28" ID x 30" OD Pan Predrilled, 1" x 1-1/2" PVC Drain Conx.	HP2830	012181-869970	2.436	5	11	28.05
86995	30" ID x 32" OD Pan Predrilled, 1" x 1-1/2" PVC Drain Conx.	HP3032	012181-869956	2.436	5	11	29.86
87066	32" ID x 34" OD Pan Predrilled, 1" x 1-1/2" PVC Drain Conx.	HP3234	012181-870662	2.910	5	14	35.62
<b>PLASTIC WATER HEATER PANS with CPVC Drain Connection</b>							
86979	20" ID x 22" OD Pan Predrilled, 1" CPVC Drain Conx.	HP2022C	012181-869796	3.470	20	21	21.12
86984	22" ID x 24" OD Pan Predrilled, 1" CPVC Drain Conx.	HP2224C	012181-869840	3.425	20	24	20.44
86989	24" ID x 26" OD Pan Predrilled, 1" CPVC Drain Conx.	HP2426C	012181-869895	4.025	20	28	23.50
86994	26" ID x 28" OD Pan Predrilled, 1" CPVC Drain Conx.	HP2628C	012181-869949	2.789	10	16	25.89
86999	28" ID x 30" OD Pan Predrilled, 1" CPVC Drain Conx.	HP2830C	012181-869994	2.436	5	18	29.52
86998	30" ID x 32" OD Pan Predrilled, 1" CPVC Drain Conx.	HP3032C	012181-869987	2.436	5	12	34.52
87073	32" ID x 34" OD Pan Predrilled, 1" CPVC Drain Conx.	HP3234C	012181-870730	2.910	5	14	40.48
<b>PLASTIC WATER HEATER PANS, NO HOLE</b>							
86976	20" ID x 22" OD Pan Undrilled, 1" x 1-1/2" PVC Drain Conx.	HP2022NH	012181-869765	3.470	20	20	17.88
86981	22" ID x 24" OD Pan Undrilled, 1" x 1-1/2" PVC Drain Conx.	HP2224NH	012181-869819	3.470	20	24	18.39
86986	24" ID x 26" OD Pan Undrilled, 1" x 1-1/2" PVC Drain Conx.	HP2426NH	012181-869864	4.080	20	27	21.40
86991	26" ID x 28" OD Pan Undrilled, 1" x 1-1/2" PVC Drain Conx.	HP2628NH	012181-869918	3.100	10	17	25.15
86996	30" ID x 32" OD Pan Undrilled, 1" x 1-1/2" PVC Drain Conx.	HP3032NH	012181-869963	2.910	5	12	31.28
<b>ALUMINUM WATER HEATER PANS / PVC DRAIN</b>							
87030	18" ID x 20" OD Pan Predrilled, 1" x 1-1/2" PVC Drain Conx.	AHP18203	012181-870303	1.430	10	15	49.83
87000	20" ID x 22" OD Pan Predrilled, 1" x 1-1/2" PVC Drain Conx.	AHP2022	012181-870006	1.466	10	16	45.17
87003	22" ID x 24" OD Pan Predrilled, 1" x 1-1/2" PVC Drain Conx.	AHP2224	012181-870037	1.484	10	20	48.18
87006	24" ID x 26" OD Pan Predrilled, 1" x 1-1/2" PVC Drain Conx.	AHP2426	012181-870068	2.155	10	23	52.13
87010	26" ID x 28" OD Pan Predrilled, 1" x 1-1/2" PVC Drain Conx.	AHP2628	012181-870105	2.155	10	26	66.43
87031	28" ID x 30" OD Pan Predrilled, 1" x 1-1/2" PVC Drain Conx.	AHP2830	012181-870310	2.222	5	15	69.20
87013	30" ID x 32" OD Pan Predrilled, 1" x 1-1/2" PVC Drain Conx.	AHP3032	012181-870136	2.222	5	18	100.61
87041	32" ID x 34" OD Pan Predrilled, 1" x 1-1/2" PVC Drain Conx.	AHP3234	012181-870419	2.222	5	21	120.74
87001	20" ID x 22" OD Pan Predrilled, 1" PVC Drain Conx/No Hole	AHP2022NH	012181-870013	1.466	10	15	49.53
87004	22" ID x 24" OD Pan Predrilled, 1" PVC Drain Conx/No Hole	AHP2224NH	012181-870044	1.484	10	18	52.25
87007	24" ID x 26" OD Pan Predrilled, 1" PVC Drain Conx/No Hole	AHP2426NH	012181-870075	2.155	10	21	56.57
87011	26" ID x 28" OD Pan Predrilled, 1" PVC Drain Conx/No Hole	AHP2628NH	012181-870112	2.155	10	24	72.09
87015	30" ID x 32" OD Pan Predrilled, 1" PVC Drain Conx/No Hole	AHP3032NH	012181-870150	2.222	5	17	110.24
<b>ALUMINUM WATER HEATER PANS / CPVC DRAIN</b>							
87035	18" ID x 20" OD Pan Predrilled, 1" CPVC Drain Conx.	AHP1820C	012181-870358	1.43	10	15	49.66
87002	20" ID x 22" OD Pan Predrilled, 1" CPVC Drain Conx.	AHP2022C	012181-870020	1.466	10	16	52.01
87005	22" ID x 24" OD Pan Predrilled, 1" CPVC Drain Conx.	AHP2224C	012181-870051	1.484	10	20	54.91
87008	24" ID x 26" OD Pan Predrilled, 1" CPVC Drain Conx.	AHP2426C	012181-870082	2.155	10	23	59.34
87012	26" ID x 28" OD Pan Predrilled, 1" CPVC Drain Conx.	AHP2628C	012181-870129	2.155	10	25	72.75
87033	28" ID x 30" OD Pan Predrilled, 1" CPVC Drain Conx.	AHP2830C	012181-870334	2.222	5	71	78.41
87014	30" ID x 32" OD Pan Predrilled, 1" CPVC Drain Conx.	AHP3032C	012181-870143	2.222	5	17	112.30
87074	32" ID x 34" OD Pan Predrilled, 1" CPVC Drain Conx.	AHP3234C	012181-870747	2.222	5	21	125.64
<b>WATER HEATER STAND</b>							
83180	18 Gauge 21" x 21" x 18" Stand (650# Weight Limit)	WHS1	012181-831805	0.615	1	15	85.22
83181	16 Gauge 24" x 24" x 18" Stand (1300# Weight Limit)	WHS2	012181-831816	1.626	1	2	190.31
<b>PLASTIC WASHING MACHINE PANS, UNDRILLED</b>							
83200	27" x 29" ID/27-1/2" x 29-1/2" Top OD, w/1" x 1-1/2" PVC Drain	WMP1	012181-832004	2.613	5	16	51.44
83202	28-1/4" x 28-1/4" ID/29-1/8" x 29-1/8" Top OD, w/1" x 1-1/2" PVC Drain	WMP2	012181-832028	2.613	5	16	53.25
83203	28" x 30" ID/31 x 33 Top OD, w/1" x 1-1/2" PVC Drain	WMP3	012181-832035	2.860	5	16	61.32
83204	28-1/4" x 28-1/4" ID/29-1/8" x 29-1/8" Top OD, w/1" x 1-1/2" PVC Drain/Bulk	WMP2B	012181-832042	skid	75	285	53.25
83205	29" x 34" ID, 31" x 36" Top OD, w/1" x 1 1/2" PVC Drain	WMP4	012181-832059	3.178	5	17	72.61





Item #	Product Description	Model Number	UPC	Cubic Ft./ Case	Units/ Case***	Lbs./ Case	List Price
<b>BATHTUB PROTECTORS (New Corrugated Bed Design For Optimum Protection)</b>							
83250	Std Protector for 14" or 16" Deep Tubs (60" x 30")	TP1	012181-832509	24.720	35	71	18.96
83252	Std Protector for 14" or 16" Deep Tubs (60" x 30")/Bulk on skid	TP1B	012181-832523	-	210	521	19.47
83255	Oval Protector for 16" Deep Tubs (60" x 42")	TP2	012181-832554	31.990	25	53	36.11
83253	Oval Protector for 16" Deep Tubs (60" x 42")/Bulk on skid	TP2B	012181-832530	-	200	412	37.13
<b>TUB BOXES</b>							
83301	Large 7" Deep Box (11.5" x 11.5" Bottom ID and 13" x 13" Top ID)	TX1	012181-833018	2.890	20	21	9.88
83300	Small 6-1/2" Deep Box (12" x 8-1/8" Top OD)	TX2	012181-833001	2.190	20	17	6.59
83302	Heavy Duty 7-3/4" Deep Box (14-1/2" x 14-1/2" Top OD) Injection Molded, High Impact Plastic with Pipe Knockouts Compatible with 1-1/2" and 2" Pipe. Bottom Panel Scored for Easy Breakout.	TX3	012181-833025	5.035	5	18	23.73
<b>CIRCULAR VALVE BOXES</b>							
83350	Small 6" Diameter Top OD w/Green Snap-in Lid	VB1	012181-833506	5.360	1	45	11.92
83353	Small 7" Diameter Top OD w/Green Snap-in Sewer Lid	VB1S	012181-833537	-	1	3	13.91
83355	Large 10" Diameter Top OD w/Green Snap-in Lid	VB2	012181-833551	-	1	3	25.72
<b>LID ONLY for Circular Valve Boxes</b>							
83354	7" Valve Box Sewer Lid	VB1SL	012181-833544	-	60	12	7.10
83357	10" Valve Box Lid	VB2L	012181-833575	-	1	1	9.88
<b>RECTANGULAR METER BOXES</b>							
83360	10" Box (12" x 10" Top OD) w/Green Snap-in Lid	VB3	012181-833605	-	1	5	43.15
83361	10" - LID ONLY	VB3L	012181-833612	-	1	1	11.98
83365	12" Standard Box (17-3/4" x 12-1/2" Top OD) w/Green Snap-in Lid	VB4	012181-833650	-	1	9	60.12
83366	6" Extension for 12" Standard Boxes	VB4X	012181-833667	-	1	3	31.23
83367	12" Jumbo Box (20-1/2" x 14-1/2" Top OD) w/Green Snap-in Lid	VB5	012181-833674	-	1	14	108.72
83369	6" Extension for Jumbo Meter Boxes	VB5X	012181-833698	-	1	5	47.58
<b>STUD GUARDS &amp; FHA PLATES</b>							
84005	1-1/2" x 3" Galvanized Steel Stud Guard	RSG13	012181-840054	0.183	100	5	0.45
84010	1-1/2" x 5" Galvanized Steel Stud Guard	RSG15	012181-840108	0.274	100	8	0.55
84000	1-1/2" x 9" Galvanized Steel FHA Plate	RFHA1	012181-840009	0.141	100	13	0.66
<b>PIPE SLEEVING</b>							
<b>Flexible PVC</b>							
83412	Red .025 Heavy Duty PVC for 1/2" - 3/4" Tubing (50' Roll)*	WTSR2734	012181-834121	0.291	1	5	30.83
83413	Blue .025 Heavy Duty PVC for 1/2" - 3/4" Tubing (50' Roll)*	WTSB2734	012181-834138	0.291	1	5	30.83
* PVC Pipe Sleeving is NOT Recommended for use with CPVC Tubing							
<b>Polyethylene</b>							
83405	Red .004 for 1/2" - 1" Tubing (200' Roll)	WTSR4	012181-834053	1.936	20	53	37.07
83407	Blue .004 for 1/2" - 1" Tubing (200' Roll)	WTSB4	012181-834077	1.936	20	42	37.07
83400	Red .006 for 1/2" - 1" Tubing (200' Roll)	WTSR	012181-834008	1.936	20	51	40.08
83404	Blue .006 for 1/2" - 1" Tubing (200' Roll)	WTSB	012181-834048	1.936	20	46	40.08
83409	Red .010 for 1/2" - 1" Tubing (100' Roll)	WTSR10	012181-834091	1.936	44	44	44.85
83410	Blue .010 for 1/2" - 1" Tubing (100' Roll)	WTSB10	012181-834107	1.936	20	49	44.85
83411	Black .006 for 1-1/4" - 2" Tubing (200' Roll)	WTSBK	012181-834114	1.936	10	42	119.96
83416	Red .025 Ultra-Flex Heavy for 1/2" - 1" Tubing (100' Roll)	WTSR32	012181-834169	0.494	1	3	59.56
83417	Blue .025 Ultra-Flex Heavy for 1/2" - 1" Tubing (100' Roll)	WTSB32	012181-834176	0.494	1	7	59.56
83418	Red .025 Ultra-Flex Heavy for 1/2" - 1" Tubing (50' Roll)	WTSR3210	012181-834183	0.190	1	4	31.68
83419	Blue .025 Ultra-Flex Heavy for 1/2" - 1" Tubing (50' Roll)	WTSB3210	012181-834190	0.190	1	4	31.68
Ultra-Flex Heavy 25 mil. Pipe Sleeving is Ideal for Both CPVC and Copper Piping Systems							



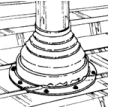
Item #	Product Description	Model Number	UPC	Cubic Ft./ Case	Units/ Case***	Lbs./ Case	List Price
<b>40 MIL. PVC SHOWER PAN LINER</b>							
83440	Gray 40 mil. Membrane 4' x 50' (200 Sq. Ft.)	P445	012181-834404	1.693	1	60	510.34
83445	Gray 40 mil. Membrane 5' x 40' (200 Sq. Ft.)	P454	012181-834459	1.937	1	60	469.69
83446	Gray 40 mil. Membrane 6' x 50' (300 Sq. Ft.)	P465	012181-834466	2.752	1	90	704.62
83447	Gray 40 mil. Membrane 4' x 100' (400 Sq. Ft.)	P441	012181-834473	2.936	1	100	1020.73
83448	Gray 40 mil. Membrane 5' x 100' (500 Sq. Ft.)	P451	012181-834480	4.010	1	120	1175.16
83449	Gray 40 mil. Membrane 6' x 100' (600 Sq. Ft.)	P461	012181-834497	4.129	1	175	1409.01
83456	Gray 40 mil. Membrane 5' x 500' (2500 Sq. Ft.)	P450	012181-834565	7.37	1	643	4168.94
83457	Gray 40 mil. Membrane 6' x 500' (3000 Sq. Ft.)	P460	012181-834572	8.39	1	740	4633.97
83450	6' X 6' 40 mil. Shower Pan Liner Kit	P466K	012181-834503	0.760	1	12	82.66
83453	6' x 10' 40 mil. Shower Pan Liner Kit	P4610K	012181-834534	0.760	1	17	136.94
<b>40 MIL. PVC SHOWER DAM CORNERS</b>							
85530	40 mil. PVC Shower Dam Corners	SDC1	012181-855300	0.269	40	3	9.94
<b>PVC LINER CEMENT</b>							
10835	PVC Shower Pan Liner Solvent Cement (1 Pint)*	106600031	012181-108352	0.360	12	15	29.03



Item #	Product Description	Model Number	UPC	Cubic Ft./ Case	Units/ Case***	Lbs./ Case	List Price
<b>STANDARD HARD PLASTIC BASE ROOF FLASHINGS</b>							
81750	9-1/4" x 13" Base for 1-1/4" or 1-1/2" Vent Pipe	HB1	012181-817506	1.380	20	8	10.26
81751	11-1/8" x 15" Base for 1-1/4" or 1-1/2" Vent Pipe	HB1LB	012181-817513	1.080	20	12	11.14
81755	9-1/4" x 13" Base for 2" Vent Pipe	HB2	012181-817551	1.380	20	8	10.54
81756	11-1/8" x 15" Base for 2" Vent Pipe	HB2LB	012181-817568	1.080	20	12	11.35
81760	11-1/8" x 15" Base for 3" Vent Pipe	HB3	012181-817605	1.080	20	11	11.02
81765	12" x 15-1/2" Base for 4" Vent Pipe	HB4	012181-817650	1.080	20	13	13.00
<b>18" x 18" HARD PLASTIC BASE ROOF FLASHINGS</b>							
81931	18" x 18" Base for 1-1/4" or 1-1/2" Vent Pipe	HB118	012181-819319	1.430	10	11	15.89
81933	18" x 18" Base for 3" Vent Pipe	HB318	012181-819333	1.430	10	11	18.23
<b>STANDARD ALL FLEXIBLE ROOF FLASHINGS</b>							
81800	9" x 11-3/8" Base for 1-1/4" or 1-1/2" Vent Pipe	FB1	012181-818008	0.300	20	11	11.85
81805	9" x 11-3/8" Base for 2" Vent Pipe	FB2	012181-818053	0.300	20	10	12.23
81810	10" x 13-1/4" Base for 3" Vent Pipe	FB3	012181-818101	0.460	20	13	14.63
81815	12" x 14-3/4" Base for 4" Vent Pipe	FB4	012181-818152	0.750	20	19	18.51
<b>STANDARD GALVANIZED STEEL BASE ROOF FLASHINGS</b>							
81850	8-3/4" x 12-1/2" Base for 1-1/4" or 1-1/2" Vent Pipe	GB1	012181-818503	1.270	20	19	20.87
81855	8-3/4" x 12-1/2" Base for 2" Vent Pipe	GB2	012181-818558	1.270	20	18	22.09
81860	10-3/4" x 14-1/2" Base for 3" Vent Pipe	GB3	012181-818602	1.780	20	26	24.04
81865	12" x 16" Base for 4" Vent Pipe	GB4	012181-818657	1.660	20	29	32.50
81870	8-3/4" x 12-1/2" Base for 1/2", 3/4" or 1" Tubing	GB5	012181-818701	1.270	20	26	20.03
81872	18" x 18" Base for 1-1/4" or 1-1/2" Vent Pipe	GB118	012181-818725	2.590	15	34	31.61
81874	18" x 18" Base for 2" Vent Pipe	GB218	012181-818749	2.590	15	34	32.67
81876	18" x 18" Base for 3" Vent Pipe	GB318	012181-818763	2.590	15	35	36.23
81878	18" x 18" Base for 4" Vent Pipe	GB418	012181-818787	2.590	15	35	41.97
81879	18" x 18" Base for 1/2", 3/4" or 1" Tubing	GB518	012181-818794	2.590	15	34	34.11
<b>STANDARD ALUMINUM BASE ROOF FLASHINGS</b>							
81900	8-3/4" x 12-1/2" Base for 1-1/4" or 1-1/2" Vent Pipe	AB1	012181-819005	1.180	20	9	21.93
81905	8-3/4" x 12-1/2" Base for 2" Vent Pipe	AB2	012181-819050	1.180	20	9	22.38
81910	10-3/4" x 14-1/2" Base for 3" Vent Pipe	AB3	012181-819104	1.080	20	13	24.98
81915	12" x 16" Base for 4" Vent Pipe	AB4	012181-819159	1.660	20	14	31.83
81916	8-3/4" x 12-1/2" Base for 1/2", 3/4" and 1" Solar Vent Pipe	AB5	012181-819166	1.180	20	20	21.37
81937	18x18 Base for 1/2", 3/4" or 1" Vent Pipe	AB518	012181-819371	2.59	15	17	26.61
81920	18" x 18" Base for 1-1/4" or 1-1/2" Vent Pipe	AB118	012181-819203	2.590	15	16	32.33
81925	18" x 18" Base for 2" Vent Pipe	AB218	012181-819258	2.590	15	17	31.73
81930	18" x 18" Base for 3" Vent Pipe	AB318	012181-819302	2.590	15	17	37.51
81935	18" x 18" Base for 4" Vent Pipe	AB418	012181-819357	2.560	15	16	42.91
<b>ADJUSTABLE 3 N 1™ HARD PLASTIC BASE ROOF FLASHINGS</b>							
81700	11-1/8" x 15" Base for 1-1/4", 1-1/2", 2" or 3" Vent Pipe	HB31	012181-817008	1.080	20	11	10.54
81702	12" x 15-1/2" Base for 3" or 4" Vent Pipe	HB34	012181-817025	1.080	20	13	13.48
<b>ADJUSTABLE 3 N 1™ ALL FLEXIBLE ROOF FLASHINGS</b>							
81705	10" x 13-1/4" Base for 1-1/4", 1-1/2", 2" or 3" Vent Pipe	FB31	012181-817056	0.460	20	13	12.23
81707	12" x 14-3/4" Base for 3" or 4" Vent Pipe	FB34	012181-817070	0.750	20	19	19.32
<b>ADJUSTABLE 3 N 1™ GALVANIZED STEEL BASE ROOF FLASHINGS</b>							
81710	10-3/4" x 14-1/2" Base for 1-1/4", 1-1/2", 2" or 3" Vent Pipe	GB31	012181-817100	1.780	20	27	22.09
81713	18" x 18" Base for 1-1/4", 1-1/2", 2" or 3" Vent Pipe	GB3118	012181-817131	2.590	15	32	32.67
81723	1-1/4", 1-1/2", 2" or 3" Galvanized bent edge flashing	GB318BE	012181-817230	2.590	10	22	35.06
81712	12" x 16" Base for 3" or 4" Vent Pipe	GB34	012181-817124	1.660	20	29	34.06
81714	18" x 18" Base for 3" or 4" Vent Pipe	GB3418	012181-817148	2.590	15	34	41.96
<b>ADJUSTABLE 3 N 1™ ALUMINUM BASE ROOF FLASHINGS</b>							
81715	10-3/4" x 14-1/2" Base for 1-1/4", 1-1/2", 2" or 3" Vent Pipe	AB31	012181-817155	1.780	20	13	24.71
81718	18" x 18" Base for 1-1/4", 1-1/2", 2" or 3" Vent Pipe	AB3118	012181-817186	2.590	15	17	36.68
81717	12" x 16" Base for 3" or 4" Vent Pipe	AB34	012181-817179	1.660	20	15	35.17
81719	18" x 18" Base for 3" or 4" Vent Pipe	AB3418	012181-817193	2.590	15	17	45.30
<b>ADJUSTABLE 3 N 1™ COPPER BASE ROOF FLASHINGS</b>							
81940	10-3/4" x 14-1/2" Base for 1-1/4", 1-1/2", 2" or 3" Vent Pipe	CB31	012181-819400	0.847	5	7	110.36
81941	12" x 16" Base for 3" or 4" Vent Pipe	CB34	012181-819415	0.915	5	8	133.39
<b>ADJUSTABLE 3 N 1™ RAIN COLLARS</b>							
81720	Collar for 1-1/4", 1-1/2", 2" or 3" Vent Pipe	RC31	012181-817209	0.650	20	5	6.06
81722	Collar for 3" or 4" Vent Pipe	RC34	012181-817223	0.650	20	5	6.55
<b>STANDARD SIZE RAIN COLLARS (For Patching Leaking No Caulk Style Flashings)</b>							
81725	Collar for 1-1/2" Vent Pipe	RC1	012181-817254	1.080	100	15	5.35
81730	Collar for 2" Vent Pipe	RC2	012181-817308	1.080	100	15	5.89
81735	Collar for 3" Vent Pipe	RC3	012181-817353	1.660	75	16	7.26
81740	Collar for 4" Vent Pipe	RC4	012181-817407	1.660	75	16	9.17
81745	Collar for 1/2", 3/4", 1" Vent Pipe/25 bag	RC5	012181-817452	1.080	100	16	5.68
<b>LOW PROFILE RAIN COLLARS (For All Metal Style Roof Flashings)</b>							
81739	Low Profile Collar for 1" Vent Pipe/25 bag	LPC1	012181-817391	0.356	100	10	4.31
81741	Low Profile Collar for 1-1/2" Vent Pipe/25 bag	LPC15	012181-817414	0.356	100	9	4.42
81742	Low Profile Collar for 2" Vent Pipe/25 bag	LPC2	012181-817421	0.356	100	11	4.53
81743	Low Profile Collar for 3" Vent Pipe/25 bag	LPC3	012181-817438	0.868	100	14	4.70
81744	Low Profile Collar for 4" Vent Pipe/25 bag	LPC4	012181-817445	1.040	100	18	5.08
<b>ELECTRICAL MAST ROOF FLASHINGS (Split Boot Flashing)</b>							
81746	Electrical Mast RetroFit Roof Flashing, 0 to 3 3/8"	EFB1	012181-817469	15.365	15	17	57.35



Item #	Product Description	Model Number	UPC	Cubic Ft./ Case	Units/ Case***	Lbs./ Case	List Price
<b>MULTI-SIZE METAL ROOF FLASHINGS</b>							
81820	1/4" - 2" EPDM Roof Flashing	81820	012181-818206	0.128	10	2	30.10
81821	1-3/4" - 3-1/4" EPDM Roof Flashing	81821	012181-818213	0.222	10	4	38.80
81822	1/4" - 4" EPDM Roof Flashing	81822	012181-818220	0.266	10	5	43.35
81823	3" - 6" EPDM Roof Flashing	81823	012181-818237	0.456	10	9	61.85
81824	4" - 7" EPDM Roof Flashing	81824	012181-818244	0.640	5	5	68.85
81825	5" - 9" EPDM Roof Flashing	81825	012181-818251	1.002	5	9	94.02
81827	7" - 13" EPDM Roof Flashing	81827	012181-818275	1.529	5	12	134.67



*WATER•TITE Roof Flashings covered by one or more of the following U.S. Patent #: 4,56,847 / 4,864,782 / 5,06,66 / 5,222,4*

*\*Caution: Do Not use Petroleum Base Mastics, Sealing Compounds or Paints on Collar Portion of All Flashings, on all Hardbase, Flexible or Rain Collars*



80600	Roof Top Blox-Adj Pipe Support	RTB01	898417002010		8	10	26.48
80601	RTB 1.5" Height Extension	XTB0224	898417002027		24	11	10.81
* 80603	RTB 12" Extension Rods	ROD03	898417002034		24	33	21.62
* 80604	RTB 10" Slotted Steel Strut	STR04	898417002041		24	17	12.17
* 80605	RTB 1" - 3" Small Pipe Roller	ROL05	898417002058		16	12.5	44.22
* 80611	RTB 1" - 3" Small Pipe Roller w/o Containment Band	ROL08	012181806111		16	12	43.64
* 80606	RTB 4" - 6" Large Pipe Roller	ROL06	898417002065		8	23	94.11
80607	RTB Securing Bracket Set	SCB07	898417002072		16	14	23.42
* 80608	RTB Structural Adhesive Gray	ADH12	898417002126		24	26	21.02
* 80609	RTB Structural Adhesive White	ADH12WH	012181806098		24	26	21.02
* 80610	RTB TPO Primer (F1280)	PR13	012181806104		4	4	88.44



\*Item does not qualify for category discount program

Item #	Product Description	Model Number	UPC	Cubic Ft./ Case	Units/ Case***	Lbs./ Case	List Price
<b>PRESSURE RELIEF PNEUMATIC TEST PLUG</b>							
83581	1 1/4" - 1 1/2" PR Test Plug, Boxed	83581	012181-835814	0.098	6	1.50	41.07
83582	2" Pressure Relief Test Plug, Boxed	83582	012181-835821	0.098	6	1.74	45.34
83583	3" Pressure Relief Test Plug, Boxed	83583	012181-835838	0.207	6	2.76	47.74
83584	4" Pressure Relief Test Plug, Boxed	83584	012181-835845	0.327	6	5.46	55.27
<b>PRESSURE RELIEF PNEUMATIC TEST PLUG - Bulk Pack</b>							
83585	1 1/4" - 1 1/2" PR Test Plug, Bulk	83585	012181-835852	0.143	12	3.00	36.98
83586	2" Pressure Relief Test Plug, Bulk	83586	012181-835869	0.164	12	3.48	39.88
83587	3" Pressure Relief Test Plug, Bulk	83587	012181-835876	0.334	12	5.52	43.13
83588	4" Pressure Relief Test Plug, Bulk	83588	012181-835883	0.604	12	10.92	50.10
<b>STANDARD PNEUMATIC TEST PLUGS</b>							
83625	5" Standard Pneumatic Test Plug w/PR Valve	83625	012181-836255	0.103	1	2	108.46
83626	6" Standard Pneumatic Test Plug w/PR Valve	83626	012181-836262	0.182	1	2	136.43
83628	8" Standard Pneumatic Test Plug w/PR Valve	83628	012181-836286	0.319	1	5	255.21
83630	10" Standard Pneumatic Test Plug w/PR Valve	83630	012181-836309	0.615	1	8	431.60
83632	12" Standard Pneumatic Test Plug w/PR Valve	83632	012181-836323	0.980	1	11	548.83
83635	15" Standard Pneumatic Test Plug w/PR Valve	83635	012181-836354	2.495	1	25	749.29
<b>MULTI-SIZE PNEUMATIC TEST PLUGS</b>							
83211	3/4" - 1-1/2" Multi Size Standard Pneumatic Test Plug	83211	012181-832110	0.029	1	1	43.57
83212	1-1/4" - 2" Multi Size Standard Pneumatic Test Plug	83212	012181-832127	0.120	6	3	48.67
83225	2" - 3" Multi Size Standard Pneumatic Test Plug	83225	012181-832257	0.063	6	6	54.57
83234	3" - 4" Multi Size Standard Pneumatic Test Plug	83234	012181-832349	0.560	6	5	58.87
83246	4" - 6" Multi Size Standard Pneumatic Test Plug	83246	012181-832462	0.116	1	2	189.29
83248	4" - 8" Multi Size Standard Pneumatic Test Plug w/PR Valve	83248	012181-832486	0.130	1	4	385.28
83268	6" - 8" Multi Size Standard Pneumatic Test Plug w/PR Valve	83268	012181-832684	0.219	1	4	351.97
83261	6" - 10" Multi Size Standard Pneumatic Test Plug w/PR Valve	83261	012181-832615	0.221	1	5	693.34
83282	8" - 12" Multi Size Standard Pneumatic Test Plug w/PR Valve	83282	012181-832820	0.574	1	9	832.70
83216	10" - 16" Multi Size Standard Pneumatic Test Plug w/PR Valve	83216	012181-832165	1.056	1	12	1358.77
83218	12" - 18" Multi Size Standard Pneumatic Test Plug w/PR Valve	83218	012181-832189	1.447	1	21	1680.99
83633	12" - 24" Large Diameter Multi Size Pneu Test Plug w/PR Valve	83633	012181-836330	2.542	1	32	1824.88
<b>PRESSURE RELIEF LONG PNEUMATIC TEST PLUGS</b>							
83642	2" Long Pneumatic Test Plug w/PR Valve	83642	012181-836422	0.130	1	2	92.58
83643	3" Long Pneumatic Test Plug w/PR Valve	83643	012181-836439	0.130	1	2	105.02
83644	4" Long Pneumatic Test Plug w/PR Valve	83644	012181-836446	0.231	1	3	119.06
83646	4" - 6" Long Pneumatic Test Plug w/PR Valve	83646	012181-836460	0.362	1	4	255.44
<b>LONG PNEUMATIC TEST PLUGS - Bulk Pack</b>							
83542	2" Long Pneumatic Test Plug w/PR Valve	83542	012181-835425	0.500	6	6	94.59
83543	3" Long Pneumatic Test Plug w/PR Valve	83543	012181-835432	0.833	6	6	102.44
83544	4" Long Pneumatic Test Plug w/PR Valve	83544	012181-835449	1.000	6	6	116.08
<b>MULTI-SIZE DUAL STAGE LONG PNEUMATIC TEST PLUGS</b>							
83123	2" - 3" Multi Size - Dual Stage Long Pneu. Test Plug w/PR Valve	83123	012181-831236	0.130	1	1	131.33
83134	3" - 4" Multi Size - Dual Stage Long Pneu. Test Plug w/PR Valve	83134	012181-831342	0.231	1	3	141.88
83146	4" - 6" Multi Size - Dual Stage Long Pneu. Test Plug w/PR Valve	83146	012181-831465	0.362	1	4	333.17
<b>PNEUMATIC CLEANOUT TEST PLUGS</b>							
83651	1-1/2" Cleanout Pneumatic Test Plug	83651	012181-836514	0.012	6	2	47.35
83652	2" Cleanout Pneumatic Test Plug	83652	012181-836521	0.155	6	3	46.61
83653	3" Cleanout Pneumatic Test Plug	83653	012181-836538	0.155	6	6	50.73
83654	4" Cleanout Pneumatic Test Plug	83654	012181-836545	0.184	6	9	58.87
<b>PNEUMATIC CLEANOUT TEST PLUGS - Bulk Pack</b>							
83661	1-1/2" Cleanout Pneumatic Test Plug - Bulk Pack	83661	012181-836613	0.164	12	2	46.78
83662	2" Cleanout Pneumatic Test Plug - Bulk Pack	83662	012181-836620	0.334	12	5	44.08
83663	3" Cleanout Pneumatic Test Plug - Bulk Pack	83663	012181-836637	0.604	12	10	47.81
83664	4" Cleanout Pneumatic Test Plug - Bulk Pack	83664	012181-836644	1.000	12	14	55.49
<b>PNEUMATIC BYPASS PLUGS</b>							
83671	1-1/2" Pneumatic Bypass Plug	83671	012181-836712	0.014	1	1	206.60
83672	2" Pneumatic Bypass Plug	83672	012181-836729	0.028	1	1	219.50
83673	3" Pneumatic Bypass Plug w/PR Valve	83673	012181-836736	0.074	1	1	230.67
83674	4" Pneumatic Bypass Plug w/PR Valve	83674	012181-836743	0.074	1	1	238.53
83675	5" Pneumatic Bypass Plug w/PR Valve	83675	012181-836750	0.195	1	1	253.95
83676	6" Pneumatic Bypass Plug w/PR Valve	83676	012181-836767	0.195	1	4	282.27
83678	8" Pneumatic Bypass Plug w/PR Valve	83678	012181-836781	0.404	1	7	358.17
83680	10" Pneumatic Bypass Plug w/PR Valve	83680	012181-836804	0.802	1	11	466.57
83682	12" Pneumatic Bypass Plug w/PR Valve	83682	012181-836828	1.035	1	14	658.55



Item #	Product Description	Model Number	UPC	Cubic Ft./ Case	Units/ Case***	Lbs./ Case	List Price
<b>MULTI-SIZE PNEUMATIC BYPASS PLUGS</b>							
83761	6" - 10" Multi-Size Pneumatic Bypass Plug w/PR Valve	83761	012181-837610	0.404	1	7	1008.74
83802	8" - 12" Multi-Size Pneumatic Bypass Plug w/PR Valve	83802	012181-838020	0.574	1	11	1050.48
83818	12" - 18" Multi-Size Pneumatic Bypass Plug w/PR Valve	83818	012181-838181	2.000	1	24	2090.41
83824	12" - 24" Multi-Size Pneumatic Bypass Plug w/PR Valve	83824	012181-838242	2.583	1	33	3125.92
<b>LARGE MULTI-SIZE PNEUMATIC BYPASS PLUGS</b>							
83860	15" - 30" Multi-Size Pneumatic Bypass Plug	83860	012181-838600	251.2	1	51	5170.07
83861	20" - 36" Multi-Size Pneumatic Bypass Plug	83861	012181-838617	394.7	1	102	6401.98
83865	24" - 48" Multi-Size Pneumatic Bypass Plug	83865	012181-828655	673.7	1	112	9273.72
83877	48" - 72" Multi-Size Pneumatic Bypass Plug	83877	012181-838778	1595.0	1	360	21798.04
<b>MULTI-SIZE PNEUMATIC FRONT AIR TEST PLUGS</b>							
84048	4" - 8" Multi-Size Pneumatic Front Air Test Plug w/PR Valves	84048	012181-840481	52.5	1	4.3	784.66
84082	8" - 12" Multi-Size Pneumatic Front Air Test Plug w/PR Valves	84082	012181-840825	150.6	1	9.2	1023.48
84118	12" - 18" Multi-Size Pneumatic Front Air Test Plug w/PR Valves	84118	012181-841181	530.4	1	22	1944.51
84124	12" - 24" Multi-Size Pneumatic Front Air Test Plug w/PR Valves	84124	012181-841242	944.9	1	33	3581.77
84146	15" - 30" Multi-Size Pneumatic Front Air Test Plugs	84146	012181-841464	3453.5	1	51	4471.39
84147	20" - 36" Multi-Size Pneumatic Front Air Test Plugs	84147	012181-841471	6314.6	1	85	6008.44
84148	24" - 48" Multi-Size Pneumatic Front Air Test Plugs	84148	012181-841488	12642.0	1	112	7545.49
84149	36" - 60" Multi-Size Pneumatic Front Air Test Plugs	84149	012181-841495	17346.0	1	150	17047.19
84151	48" - 72" Multi-Size Pneumatic Front Air Test Plugs	84151	012181-841518	25578.0	1	350	20680.15
84152	60" - 96" Multi-Size Pneumatic Front Air Test Plugs	84152	012181-841525	56466.0	1	575	27387.27
<b>MULTI-SIZE PNEUMATIC BACK AIR TEST PLUGS</b>							
83948	4" - 8" Multi-Size Pneumatic Back Air Test Plug w/PR Valves	83948	012181-839485	52.5	1	3.3	631.15
83962	8" - 12" Multi-Size Pneumatic Back Air Test Plug w/PR Valves	83962	012181-839621	150.6	1	8.2	812.18
83968	12" - 18" Multi-Size Pneumatic Back Air Test Plug w/PR Valves	83968	012181-839683	530.4	1	21	1697.27
83974	12" - 24" Multi-Size Pneumatic Back Air Test Plug w/PR Valves	83974	012181-839744	944.9	1	32	2839.87
83975	15" - 30" Multi-Size Pneumatic Back Air Test Plugs	83975	012181-839751	3453.5	1	49	3884.50
83976	20" - 36" Multi-Size Pneumatic Back Air Test Plugs	83976	012181-839768	6314.6	1	89	5379.70
83978	24" - 48" Multi-Size Pneumatic Back Air Test Plugs	83978	012181-839782	12642.0	1	102	7133.61
83979	36" - 60" Multi-Size Pneumatic Back Air Test Plugs	83979	012181-839799	17346.0	1	160	16488.27
83981	48" - 72" Multi-Size Pneumatic Back Air Test Plugs	83981	012181-839812	25578.0	1	350	20121.29
<b>DRAIN FLUSH</b>							
83500	Drain Flush for 1" - 2" Drains	RDF12	012181-835005	0.240	12	4	23.50
83505	Drain Flush for 1-1/2" - 3" Drains	RDF13	012181-835050	0.241	12	5	23.38
83510	Drain Flush for 3" - 4" Drains	RDF34	012181-835104	0.269	6	3	40.03
83515	Drain Flush for 3" - 6" Drains	RDF36	012181-835159	0.407	6	6	49.95



Item #	Product Description	Model Number	UPC	Cubic Ft./ Case	Units/ Case***	Lbs./ Case	List Price
<b>CATEGORY 11 - TEST TITE EXTENSION HOSES, PUMPS &amp; ACCESSORIES</b>							
<b>EXTENSION HOSES</b>							
83692	2-Ft. Extension Hose	83692	012181-836927	0.063	6	1	17.77
83693	3-Ft. Extension Hose	83693	012181-836934	0.128	6	2	19.78
83695	5-Ft. Extension Hose	83695	012181-836958	0.148	6	3	29.64
83696	10-Ft. Extension Hose	83696	012181-836965	0.148	6	2	40.03
83697	20-Ft. Extension Hose	83697	012181-836972	0.148	1	2	77.34
83698	30-Ft. Extension Hose	83698	012181-836989	0.333	1	1	115.78
83703	40-Ft. Extension Hose	83703	012181-837030	0.333	1	1	142.66
<b>INFLATION / LIFT HOSES</b>							
83732	10-Ft. Inflation/Lift Hose	83732	012181-837320	0.333	1	1	136.75
83733	20-Ft. Inflation/Lift Hose	83733	012181-837337	0.333	1	1	198.57
83734	30-Ft. Inflation/Lift Hose	83734	012181-837344	0.333	1	1	260.21
83735	40-Ft. Inflation/Lift Hose	83735	012181-837351	0.333	1	1	292.98
<b>PUMPS AND ACCESSORIES</b>							
83700	Pump w/Gauge - Hi Impact Plastic Body	83700	012181-837009	0.700	1	2	55.20
83710	Pump w/Gauge - Steel Body	83710	012181-837108	0.450	1	4	62.65
83701	Replacement Hose for #83700 Pump	83701	012181-837016	0.063	1	1	23.26
83702	Replacement Hose for #83710 Pump	83702	012181-837023	0.063	1	1	27.34
<b>AIR TEST HOSES</b>							
83905	10-Ft. Monitor Hose, 3/8" Hose	83905	012181-839058	0.148	1	2	49.18
83906	20-Ft. Monitor Hose, 3/8" Hose	83906	012181-839065	0.148	1	3	98.31
83907	30-Ft. Monitor Hose, 3/8" Hose	83907	012181-839072	0.333	1	4	147.49
83908	40-Ft. Monitor Hose, 3/8" Hose	83908	012181-839089	0.333	1	5	196.56
83909	10-Ft. Inflation Hose, 3/8"	83909	012181-839096	0.148	1	3	149.21
83910	20-Ft. Inflation Hose, 3/8"	83910	012181-839102	0.148	1	4	227.44
83911	30-Ft. Inflation Hose, 3/8"	83911	012181-839119	0.333	1	5	307.62
83912	40-Ft. Inflation Hose, 3/8"	83912	012181-839126	0.333	1	6	358.52
<b>AIR TEST CAPS</b>							
83921	1 1/2" Air Test Cap, Quick Disconnect	83921	012181-839218	0.148	1	2	49.18
83922	3" Air Test Cap, Quick Disconnect	83922	012181-839225	0.148	1	2	80.18
83923	4" Air Test Cap, Quick Disconnect	83923	012181-839232	0.333	1	3	96.48
83926	3" Air Test Cap, Dixon	83926	012181-839263	0.148	1	2	91.10
<b>REPLACEMENT FITTINGS</b>							
99577	Quick Disconnect, Hose	99577	012181-995778	0.050	1000	1	42.31
99851	1/4" Disconnect Plug	99851	012181-998519	0.050	1000	1	3.99
99751	Inflator, for Extension Hose	99751	012181-997512	0.050	4000	1	2.89
99752	Deflator, for Extension Hose	99752	012181-997529	0.148	2000	1	3.24
99694	1/4" Tank Valve	99694	012181-996942	0.148	1000	1	5.91




Item #	Product Description	Model Number	UPC	Cubic Ft./ Case	Units/ Case***	Lbs./ Case	List Price
<b>TWIST N' SEAL PIPE SEALING PLUG</b>							
83782	1/2" Twist 'N Seal Tool	83782	012181-837825	0.021	6	2.20	67.19
83783	3/4" Twist 'N Seal Tool	83783	012181-837832	0.021	6	2.42	70.50
83784	1" Twist 'N Seal Tool	83784	012181-837849	0.021	6	2.75	77.41
83787	1-1/4" Twist 'N Seal Tool	83787	012181-837870	0.072	1	1.93	93.24
83788	1-1/2" Twist 'N Seal Tool	83788	012181-837887	0.072	1	1.97	94.94
83789	2" Twist 'N Seal Tool	83789	012181-837894	0.072	1	2.14	110.82
83785	1/2" - 1" Twist 'N Seal Kit	83785	012181-837856	0.021	6	3.19	134.33
83790	1-1/4" - 2" Twist 'N Seal Kit	83790	012181-837900	0.500	1	4.10	279.64
83791	1/2" - 2" Twist 'N Seal Kit	83791	012181-837917	0.500	1	4.50	391.11
83792	1/2" - 1" Twist 'N Seal Kit	83792	012181-837924	0.258	1	2.54	234.23
97470	1/2" Replacement Seal	97470	012181-974704	0.016	6	0.21	21.13
97471	3/4" Replacement Seal	97471	012181-974711	0.016	6	0.36	26.40
97472	1" Replacement Seal	97472	012181-974728	0.016	6	0.69	33.42
97528	1-1/4" Replacement Seal	97528	012181-975282	0.007	1	0.18	40.15
97529	1-1/2" Replacement Seal	97529	012181-975299	0.007	1	0.22	50.34
97530	2" Replacement Seal	97530	012181-975305	0.007	1	0.40	65.29
97543	Carrying Case	97543	012181-975435	0.007	1	2.00	62.03





Item #	Product Description	Model Number	UPC	Cubic Ft./ Case	Units/ Case***	Lbs./ Case	List Price
<b>MECHANICAL CLEANOUT TEST PLUGS</b>							
83656	2" Mechanical Cleanout Test Plug, for PVC/ABS DWV	MCO2	012181-836569	0.360	6	3.8	50.90
83649	2" Mechanical Cleanout Test Plug, for Cast Iron	MCO2CI	012181-836491	0.360	6	3.7	56.81
83657	3" Mechanical Cleanout Test Plug - Bulk Pack	MCO3	012181-836576	0.480	6	5.8	55.38
83658	4" Mechanical Cleanout Test Plug - Bulk Pack	MCO4	012181-836583	0.560	6	7.1	64.61
83659	6" Mechanical Cleanout Test Plug, for PVC/ABS DWV	MCO6	012181-836590	0.375	1	5	213.36
83660	6" Mechanical Cleanout Test Plug, for Cast Iron	MCO6CI	012181-836606	0.375	1	5	213.36
90442	Rubber seal only, for 2" MCO2 DWV Plug	90442	012181-904428	0.050		.1	6.23
90443	Rubber seal only, for 3" MCO3 Plug	90443	012181-904435	0.050		.1	8.10
90444	Rubber seal only, for 4" MCO4 Plug	90444	012181-904442	0.050		.1	9.97
90447	Rubber seal only, for 6" MCO6 DWV Plug	90447	012181-904473	0.500		1	20.79
90448	Rubber seal only, for 6" MCO6CI Cast Iron Plug	90448	012181-904480	0.500		1	22.66
90445	Pop-It seal for 2", 3" 4" only	90445	012181-904459	0.500		.1	9.04
83752	2" Clean Cap with O-ring	83752	012181-837528	0.500		.1	5.71
83753	3" Clean Cap with O-ring	83753	012181-837535	0.500		.1	6.14
<b>T-CONE COMBINATION CLEANOUT TEST PLUGS</b>							
86375	Tests 1-1/2" Sch. 40 DWV	S152	012181-863756	0.018	50	3	4.90
86385	Tests 2" Sch. 40 DWV & Type "M" Copper Tube	S202	012181-863855	0.268	50	6	4.90
86520	Flush Mount Recessed Plug; Tests 2" Sch. 40 DWV	CS202	012181-865200	0.268	50	6	7.08
86390	Tests 3" Sch. 40 & Copper DWV; 2" Cast Iron Hub	S302	012181-863909	0.603	10	26	6.44
86526	Flush Mount Recessed; Tests 3" Sch. 40 & Copper DWV, Type "M" Copper	CS302	012181-865262	0.603	50	12	7.97
86455	Tests 3" Sch. 40 Socket	S300	012181-864556	0.603	50	19	10.81
86395	Tests 4" "M" Copper Tube, Cast Iron Closet Bend (SW), VCP Barrel	S401	012181-863954	0.993	50	25	10.87
86400	Tests 4" Sch. 40 & Copper DWV, PVC S&D, CI & VCP Barrel; 3" CI Hub	S402	012181-864005	0.993	10	42	10.39
86535	Flush Mount Recessed; Tests 4" Sch. 40 & Copper DWV, PVC S&D, CI Barrel	CO402	012181-865354	0.993	50	22	13.10
86420	Tests 6" Copper DWV, PVC PSM (SDR 35), PVC DR-14, CI & VCP Barrel	S601	012181-864203	1.805	36	35	17.77
86425	Tests 6" Sch. 40 DWV, PVC DR-18, Cast Iron Barrel (EH)	S602	012181-864258	1.805	36	37	17.77
86435	Tests 8" Sch. 40 DWV, PVC PSM (SDR 35), PVC DR-18, VCP Barrel	S802	012181-864357	2.048	20	43	38.50
<b>T-CONE FLUSH MOUNT CLEANOUTS WITH COVER PLATE</b>							
86315	3" Cleanout Plug with Cover Plate & Screw	CO302C	012181-863152	0.603	50	13	8.86
86320	4" Cleanout Plug with Cover Plate & Screw	CO402C	012181-863206	0.993	50	24	13.10
<b>T-CONE CLEANOUT REPAIR PLUGS</b>							
86335	Fits 1-1/2" Female Cleanout Adapter	EB152E	012181-863350	0.183	700	0.4	7.38
86340	Fits 2" Female Cleanout Adapter	EB220E	012181-863404	0.268	50	8	8.21
86345	Fits 3" Female Cleanout Adapter	EB320E	012181-863459	0.603	50	15	11.10
86350	Fits 3-1/2" Female Cleanout Adapter	EB350E	012181-863503	0.993	50	20	14.11
86355	Fits 4" Female Cleanout Adapter	EB420E	012181-863558	1.113	50	28	14.11
<b>2-WAY WRENCH FOR T-CONE CLEANOUT TEST &amp; REPAIR PLUGS</b>							
86545	T-Cone 2-Way Wrench	SM106	012181-865453	0.010	1	1	18.01
<b>METAL WING NUT TEST PLUGS</b>							
88386	Tests 1-1/2" Drain Pipe (Innerpack of 6 ea)	RWN1	012181-883860	0.202	6	8	3.31
88387	Tests 2" Drain Pipe (Innerpack of 6 ea)	RWN2	012181-883877	0.303	6	10	4.13
88388	Tests 3" Drain Pipe (Innerpack of 6 ea)	RWN3	012181-883884	0.787	6	19	5.91
88389	Tests 4" Drain Pipe (Innerpack of 6 ea)	RWN4	012181-883891	1.283	6	29	7.38
88384	Tests 5" Drain Pipe	RWN5	012181-883846	0.240	5	6	12.04
88390	Tests 6" Drain Pipe	RWN6	012181-883907	0.450	5	9	16.89
<b>TWIST-TITE MECHANICAL TEST PLUGS</b>							
83591	1-1/2" Mechanical Test Plug	MWN1	012181-835913	0.065	10	6	5.08
83592	2" Mechanical Test Plug	MWN2	012181-835920	0.100	10	9	5.61
83593	3" Mechanical Test Plug	MWN3	012181-835937	0.197	10	19	7.50
83594	4" Mechanical Test Plug	MWN4	012181-835944	0.255	10	24	9.15
83596	6" Mechanical Test Plug	MWN6	012181-835968	0.456	5	36	27.46
83598	8" Mechanical Test Plug	MWN8	012181-835982	0.761	5	53	53.90
<b>INSIDE PIPE TWIST-TITE MECHANICAL TEST PLUGS</b>							
83595	4" Inside Pipe Twist-Tite	MWN9	012181-835951	0.255	10	6	9.97
83597	6" Inside Pipe Twist-Tite	MWN10	012181-835973	0.456	5	8	28.76
83599	8" Inside Pipe Twist-Tite	MWN11	012181-835997	0.761	5	12	53.90
<b>FLUSH MECHANICAL CLEANOUT REPAIR PLUG</b>							
83687	2" FLUSH MECHANICAL CLEANOUT REPAIR PLUG	FCRP2	012181-836873	0.763	10	15	12.67
83688	3" FLUSH MECHANICAL CLEANOUT REPAIR PLUG	FCRP3	012181-836880	1.263	10	22	13.36
83689	3.5" FLUSH MECHANICAL CLEANOUT REPAIR PLUG	FCRP35	012181-836897	1.579	10	25	16.85
83690	4" FLUSH MECHANICAL CLEANOUT REPAIR PLUG	FCRP4	012181-836893	1.944	10	30	18.40



Item #	Product Description	Model Number	UPC	Cubic Ft./ Case	Units/ Case***	Lbs./ Case	List Price
<b>TEST-TITE</b> IPS CORPORATION							
<b>PVC TECHNO-CAPS™</b>							
87503	Tests 1-1/2" PVC DWV Pipe (100/Bag)	TC1	012181-875032	2.120	800	19	0.71
87505	Tests 2" PVC DWV Pipe (100/Bag)	TC2	012181-875056	2.120	600	18	0.77
87510	Tests 3" PVC DWV Pipe (50/Bag)	TC3	012181-875100	2.120	250	16	1.12
87515	Tests 4" PVC DWV Pipe (25/Bag)	TC4	012181-875155	2.120	150	14	1.19
87516	Tests 6" PVC DWV Pipe (10/Bag)	TC6	012181-875162	2.120	50	21	5.55
<b>ABS TECHNO-CAPS™</b>							
87526	Tests 1-1/2" ABS DWV Pipe (100/Bag)	TC1A	012181-875261	2.120	800	14	0.77
87527	Tests 2" ABS DWV Pipe (100/Bag)	TC2A	012181-875278	2.120	600	14	0.82
87528	Tests 3" ABS DWV Pipe (50/Bag)	TC3A	012181-875285	2.120	250	13	1.19
87529	Tests 4" ABS DWV Pipe (25/Bag)	TC4A	012181-875292	2.120	150	11	1.30
<b>PVC DEEP TECHNO-CAPS™</b>							
87531	1.5" Deep Techno Cap, PVC (50/Bag)	TC1D	012181-875315	2.12	800	19	1.72
87532	2" Deep Techno Cap, PVC (50/Bag)	TC2D	012181-875312	2.12	600	15	1.83
87533	3" Deep Techno Cap, PVC (25/Bag)	TC3D	012181-875319	2.12	250	6	2.60
87534	4" Deep Techno Cap, PVC (25/Bag)	TC4D	012181-875316	2.12	150	4	3.55
<b>ABS DEEP TECHNO-CAPS™</b>							
87536	1.5" Deep Techno Cap, ABS (50/Bag)	TC1AD	012181-875360	2.12	800	19	1.72
87537	2" Deep Techno Cap, ABS (50/Bag)	TC2AD	012181-875377	2.12	600	15	1.83
<b>COMBINATION KAP-ON TEST CAPS</b>							
86615	Tests 1-1/2" & 2" DWV Pipe (100/Bag)	KO12	012181-866153	1.660	500	22	0.77
86620	Tests 3" & 4" DWV Pipe (50/Bag)	KO34	012181-866207	2.120	250	26	1.06
<b>PLUG-ON TEST CAPS</b>							
85000	Tests 1-1/2" DWV Pipe (100/Bag)	5817P11/2	012181-850008	2.120	2000	18	0.27
85005	Tests 2" DWV Pipe (50/Bag)	5817P2	012181-850053	2.120	1500	20	0.35
85010	Tests 3" DWV Pipe (25/Bag)	5817P3	012181-850107	2.120	600	19	0.47
85015	Tests 4" DWV Pipe (20/Bag)	5817P4	012181-850157	2.120	340	17	0.68
<b>SLIP-ON CAPS (Orange Plastic)</b>							
85450	Slip-on Test Cap for 1-1/2" DWV (40/Bag)	SO1	012181-854501	2.120	600	14	0.63
85455	Slip-on Test Cap for 2" DWV (25/Bag)	SO2	012181-854558	2.120	400	12	0.80
85460	Slip-on Test Cap for 3" DWV	SO3	012181-854602	2.120	150	11	1.38
85465	Slip-on Test Cap for 4" DWV	SO4	012181-854655	2.140	90	9	1.66
<b>FLEXIBLE PVC TEST CAPS / CLEANOUTS WITH STAINLESS STEEL CLAMP</b>							
83711	1-1/2" Cleanout Test Cap w/S.S. Clamping Band	83711	012181-837115	0.330	100	13	3.60
83712	2" Cleanout Test Cap w/S.S. Clamping Band	83712	012181-837122	0.670	100	17	3.95
83713	3" Cleanout Test Cap w/S.S. Clamping Band	83713	012181-837139	0.670	50	14	5.08
83714	4" Cleanout Test Cap w/S.S. Clamping Band	83714	012181-837146	1.230	50	18	6.26
83706	6" Cleanout Test Cap w/S.S. Clamping Band	83706	012181-837061	1.230	20	17	13.63
<b>CLOSET FLANGE TEST PLUG PATENT # 5,329,971</b>							
86625	Reusable Test Plug for All Standard Closet Flanges	CFTP	012181-866252	1.360	10	8	33.12




Item #	Product Description	Model Number	UPC	Cubic Ft./ Case	Units/ Case***	Lbs./ Case	List Price
<b>ACCESS PANELS - PLASTIC</b>							
67906	Access Door Plastic White 6"x9"	ABA6715	767580021534		12		36.01
85150	8" x 8" Plastic Access Panel	RAP8X8	012181-851500	1.370	10	8	37.45
85155	14" x 14" Plastic Access Panel	RAP1414	012181-851555	4.870	10	18	47.09
67908	Access Door Plastic White 14"x29"	ABA6718	767580021558		6		96.04
<b>ACCESS DOORS - WHITE PRIME COATED, with SCREWDRIVER LOCK</b>							
67909	Access Door Steel White 6"x6"	ABA6724	767580047435		1		53.35
67900	Access Door Steel White 8"x8"	ABA6725	767580021565		1		52.99
67901	Access Door Steel White 10"x10"	ABA6727	767580021572		1		65.09
67902	Access Door Steel White 12"x12"	ABA6729	767580021589		8		67.02
67903	Access Door Steel White 14"x14"	ABA6731	767580021596		1		86.17
67913	Access Door Steel White 14"x14" Mesh	ABA6731M	767580047473		1		128.86
67904	Access Door Steel White 16"x16"	ABA6733	767580047480		1		103.45
67929	Access Door Steel White 18"x18"	ABA6748	767580038991		1		119.53
67930	Access Door Steel White 24"x24"	ABA6749	767580038976		1		176.79
<b>ACCESS DOORS - STAINLESS STEEL, with SCREWDRIVER LOCK</b>							
67915	Access Door, Stainless Steel 6"x6"	ABA6734	767580039218		1		123.80
67905	Access Door, Stainless Steel 8"x8"	ABA6735	767580036941		5		122.60
67920	Access Door, Stainless Steel 10"x10"	ABA6737	767580021619		1		160.29
67922	Access Door, Stainless Steel 12"x12"	ABA6739	767580021626		1		170.83
67925	Access Door, Stainless Steel 14"x14"	ABA6741	767580036958		1		216.77
<b>ACCESS DOORS - LOCK OPTIONS</b>							
69771	Cylinder Lock only	ABA6773	767580047572		10		45.64



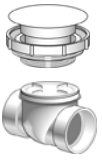
Item #	Product Description	Model Number	UPC	Cubic Ft./ Case	Units/ Case***	Lbs./ Case	List Price
<b>CAST IRON DRAINS</b>							
60210	Cast Iron Shower Drain, 2" Quick-Set (replaces AB&A 564-S)	ABA564	767580-020759		8		84.86
60213	Cast Iron Roof Drain, 3" No-hub Bottom Outlet	ABA573	767580-020773	0.910	1	16	165.17
60214	Cast Iron Roof Drain, 4" No-hub Bottom Outlet	ABA574	767580-020780	0.910	1	17	165.17
60216	Cast Iron Roof Drain, 3" No-hub Side Outlet	ABA583	767580-020803	0.640	1	17	180.32
60219	Cast Iron Roof Drain Overflow Combo, 2" No-hub Outlet	ABA602	767580-020858	0.910	1	31	231.11
60220	Cast Iron Roof Drain Overflow Combo, 3" No-hub Outlet	ABA603	767580-020865	0.910	1	31	220.59
60222	Cast Iron Roof Drain Overflow Combo, 4" No-hub Outlet	ABA604	767580-020872	0.910	1	31	220.59
60226	Cast Iron Cess Pool Drain, 4" No-hub x 8 1/2" Top	ABA634	767580-020933		1		92.23
60218	6 1/2" Dome with Ring & Hardware	ABA586	767580-020810	0.200	1	16	76.29
60002	Closet Flange 4x2 w/o Test Cap	ABA0421	767580-001031		6	24	38.57
60003	Closet Flange 3x2 with Test Cap	ABA032	767580-001000		6		41.00
60005	Closet Flange 4x4 w/o Test Cap	ABA0441	767580-001055		6		56.70
60200	Drain No Hub Cast 2", 5" Top Adj Rev	ABA502	767580-019036		4	10	202.88
60231	Drain No Hub Cast 3", 5" Top Adj Rev	ABA503	767580-019081		1		212.19
60232	Drain No Hub Cast 4", 5" Top Adj Rev	ABA504	767580-019098		2		222.35
60233	Drain No Hub Cast 2", 4" Top Adj	ABA512	767580-019869		8		105.49
60235	Drain No Hub Cast 4", 4" Top Adj	ABA514	767580-022012		1		110.54
60309	Cleanout Ho Hub Cast 3" NonAdj	ABA553	767580-020711		12	48	110.78
60300	Cleanout Ho Hub Cast 4" NonAdj	ABA554	767580-020728		8	34	115.04
<b>TRAP-TITE</b>							
69420	2" Trap-Tite Floor Drain Trap Seal	TT2	767580-694202		24	0.83	32.69
69430	3" Trap-Tite Floor Drain Trap Seal	TT3	767580-694301		24	2.06	34.87
69435	3.5" Trap-Tite Floor Drain Trap Seal	TT35	767580-694356		24	2.92	39.23
69440	4" Trap-Tite Floor Drain Trap Seal	TT4	767580-694400		24	3.41	41.41
<b>FLOOR SINKS</b>							
60400	Floor Sink No Hub 12x12x6-2", Square	ABA302	767580-015397		1	22	137.06
60401	Floor Sink No Hub 12x12x6-3", Square	ABA303	767580-015472		1	23	137.06
60402	Floor Sink Push On 12x12x6-3", Square	ABA303PO	767580-037085		1		148.07
60403	Floor Sink No Hub 12x12x6-4", Square	ABA304	767580-015489		1		150.20
60405	Floor Sink No Hub 12x12x8-2", Square	ABA312	767580-016158		1		145.64
60406	Floor Sink No Hub 12x12x8-3", Square	ABA313	767580-016165		1		152.57
60414	Floor Sink No Hub 8x6-2", Round	ABA352	767580-016844		1		152.57
60415	Floor Sink No Hub 8x6-3", Round	ABA353	767580-046254		1		152.57
60500	Grate Floor Sink 12x12, 1/2 Square	ABA402	767580-017254		8	4	60.34
60501	Grate Floor Sink 12x12, 3/4 Square	ABA403	767580-017261		1		61.81
60502	Grate Floor Sink 12x12, Full Square	ABA404	767580-017278		8		61.81
60512	Grate Floor Sink 8", 1/2 Round	ABA432	767580-017889		1		120.15
60514	Grate Floor Sink 8", Full Round	ABA434	767580-046575		1		120.15
65800	Sediment Basket for 12" Square Cast Iron Floor Sinks	ABA435	767580-018268		6		45.62
67100	4" Aluminum Dome Strainer for Cast Iron Floor Sinks	ABA436	767580-018282		6		32.79




Item #	Product Description	Model Number	UPC	Cubic Ft./ Case	Units/ Case***	Lbs./ Case	List Price
<b>GENERAL PURPOSE DRAINS</b>							
<b>Standard Pack</b>							
85815	Stainless Steel Cover All Strainer for 2" or 3" PVC Pipe	4840S2	012181-858158	0.390	20	10	10.26
85816	Stainless Steel Strainer for 2" or 3" PVC Pipe	4840PS2	012181-858165	0.390	20	9	11.24
85820	Stainless Steel Cover All Strainer for 2" or 3" ABS Pipe	5840S2	012181-858202	0.390	20	8	11.30
85825	Chromed Brass Cover All Strainer for 2" or 3" PVC Pipe	4840B2	012181-858257	0.390	20	14	34.09
85830	Chromed Brass Cover All Strainer for 2" or 3" ABS Pipe	5840B2	012181-858301	0.390	20	12	33.97
85835	Stainless Steel Strainer for 3" or 4" PVC Pipe	4840S3	012181-858356	0.380	10	6	19.29
85840	Stainless Steel Strainer for 3" or 4" ABS Pipe	5840S3	012181-858400	0.380	10	5	21.12
85855	Chromed Brass Strainer for 4" PVC Pipe	4840B4	012181-858554	0.560	10	16	62.16
<b>Display Pack</b>							
82150	Stainless Steel Cover All Strainer for 2" or 3" PVC Pipe	R4842S	012181-821503	0.174	6	3	12.10
82151	Stainless Steel Cover All Strainer for 2" or 3" ABS Pipe	R5842S	012181-821510	0.174	6	2	12.68
82156	Stainless Steel Strainer for 3" or 4" ABS Pipe	R5843S	012181-821565	0.255	6	3	22.81
<b>ADJUSTABLE GENERAL PURPOSE DRAINS WITH 6" STRAINER</b>							
85895	6" Chromed Brass Cover All Strainer for 4" PVC Fitting	4841B	012181-858950	0.560	6	23	80.58
<b>ADJUSTABLE CLEANOUTS WITH 6" COVER</b>							
85905	6" Scored Skid Resistant Cover All Cover for 4" PVC Fitting	4841A4	012181-859054	1.182	10	24	79.60
85910	6" Scored Skid Resistant Cover All Cover for 4" ABS Fitting	5841A4	012181-859105	1.182	10	21	87.15
65002	Drain Adj GP PVC 3x4 NB Crown	ABA8225	767580-026508		6	17	87.40
65300	Cleanout Adj PVC 4" PB NoCrown	ABA8176	767580-026126		6	13	79.36
65301	Cleanout Adj PVC 3x4 PB Crown	ABA8255	767580-026751		6	19	103.12
65303	Cleanout Floor Cover 6" Round	ABA8880	767580-030499		20	16	123.08
65800	Sediment Basket FloorSink 12x12	ABA480	767580-018268		6	4	45.62
65801	Floor Sink Base Only PVC 3"	ABA8579	767580-029288		3	4	119.71
65802	Grate FloorSink Half Top PVC	ABA8812	767580-030284		12	19	60.62
<b>HEAVY DUTY FLOOR DRAINS WITH MEMBRANE CLAMPING RING &amp; PLASTIC TAILPIECE</b>							
65343	Drain Adjustable 3" PVC with 6" Nickel Bronze Strainer w/Primer Tap	ABA8360TP	767580-049095		6	28	101.28
<b>HEAVY DUTY TRAFFIC FLOOR DRAINS</b>							
65810	Heavy Duty Traffic Floor Drain w/Full Grate & Debris Bucket for 3" PVC	ABA8510	767580-028779		6		114.61
<b>INTEGRAL TRAP FLOOR DRAIN*</b>							
82331	2" PVC Floor Drain with Integral Trap	4878	012181-823316	4.360	10	37	39.68
82336	2" PVC Floor Drain with Integral Trap - Bulk Pack	4878B	012181-823361	56.000	90	333	37.16
82332	2" ABS Floor Drain with Integral Trap	5878	012181-823323	4.360	10	35	39.68
82333	2" PVC Floor Drain with Integral Trap/Backwater Device Installed	4879	012181-823330	4.360	10	39	49.81
82334	2" ABS Floor Drain with Integral Trap/Backwater Device Installed	5879	012181-823347	4.360	10	37	49.81
82335	Backwater Device for 2" FIP threads	BD2	012181-823354	0.090	10	2	
*Tapped for 3/8" FIP trap primer available. Call for pricing and availability							
<b>GENERAL PURPOSE AREA DRAIN</b>							
82338	2" PVC General Purpose Area Drain	4880	012181-823385	1.000	10	12	13.21
82339	2" ABS General Purpose Area Drain	5880	012181-823392	1.000	10	10	12.59



Item #	Product Description	Model Number	UPC	Cubic Ft./ Case	Units/ Case***	Lbs./ Case	List Price
<b>SEWER POPPER</b>							
86010	Sewer Popper	RSP1	012181-860106	0.417	12	14	64.86
<b>BACKWATER VALVES WITH PLASTIC SCREW-IN COVER</b>							
86210	Fits 3" Sch. 40 DWV PVC Pipe	BWV3P	012181-862100	0.586	4	9	92.62
86215	Fits 3" Sch. 40 DWV ABS Pipe	BWV3A	012181-862155	0.586	4	7	97.17
86220	Fits 4" Sch. 40 DWV PVC Pipe	BWV4P	012181-862209	0.679	2	10	97.35
86225	Fits 4" Sch. 40 DWV ABS Pipe	BWV4A	012181-862254	0.679	2	8	107.43
86235	Fits 6" Sch. 40 DWV PVC Pipe	BWV6P	012181-862353	1.080	1	10	407.89
<b>BACKWATER VALVES WITH 1" PLASTIC ACCESS SLEEVE &amp; SNAP-ON COVER</b>							
86211	Fits 3" Sch. 40 DWV PVC Pipe	BWV3PAS	012181-862117	0.780	1	7	105.76
86221	Fits 4" Sch. 40 DWV PVC Pipe	BWV4PAS	012181-862216	3.290	1	13	150.66
<b>PLASTIC SADDLE TEE KITS</b>							
82650	2" Inlet for 3" Sch. 40 DWV PVC Pipe	4870K	012181-826508	0.576	20	17	22.36
82655	2" Inlet for 4" Sch. 40 DWV PVC Pipe	4871K	012181-826553	0.895	20	26	23.40
82652	4" Inlet for 4" Sch. 40 DWV PVC Pipe	4872K	012181-826522	1.369	10	16	26.84
82660	3" Inlet for 4" Sch. 40 DWV PVC Pipe	R4873K	012181-826607	1.369	10	15	27.64
86310	Sponge Saddle Gasket for Saddle Tees	SADGAS	012181-863103	0.340	20	1	4.98
<b>COMMERCIAL ROOF DRAINS</b>							
86095	With Cast Iron Dome for 3" PVC Pipe	4863	012181-860953	0.727	1	8	114.30
86100	With Cast Iron Dome for 3" ABS Pipe	5863	012181-861004	0.727	1	7	119.03
86115	With Plastic Dome for 3" PVC Pipe	4865	012181-861158	0.727	1	4	85.92
86120	With Plastic Dome for 3" ABS Pipe	5865	012181-861202	0.727	1	3	89.97
86105	With Cast Iron Dome for 4" PVC Pipe	4864	012181-861059	0.727	1	8	114.30
86110	With Cast Iron Dome for 4" ABS Pipe	5864	012181-861103	0.727	1	7	125.36
86121	With Plastic Dome for 4" PVC Pipe	4866	012181-861219	0.727	1	4	89.55
86122	With Plastic Dome for 4" ABS Pipe	5866	012181-861226	0.727	1	4	93.85
86125	Underdeck Clamping Collar for Above Roof Drains	5555	012181-861257	0.521	1	1	45.33
<b>BELL TRAP DRAINS</b>							
82320	6" x 6" with Outlet for 1-1/2" or 2" PVC Pipe*	BTP612	012181-823200	0.130	20	12	14.68
82325	9" x 9" with Outlet for 3" or 4" PVC Pipe	BTP934	012181-823255	2.215	10	19	32.12
82330	9" x 9" with Outlet for 4" PVC Pipe (Hub Fit)	BTP940	012181-823309	2.215	10	19	32.06
*Use 2" Coupling to Convert 6" x 6" x 1-1/2" to 2" Outlet							
<b>SNAP-IN DRAINS - Standard Pack</b>							
85940	Snap-In Plastic Drain for 2" PVC Pipe	4802	012181-859407	0.060	20	2	4.79
85945	Snap-In Plastic Drain for 2" ABS Pipe	5802	012181-859452	0.060	20	1	4.79
85950	Snap-In Plastic Drain for 3" PVC Pipe	4803	012181-859506	0.460	20	4	6.39
85960	Snap-In Plastic Drain for 4" PVC Pipe	4804	012181-859605	0.560	20	6	7.93
85951	Snap-In Plastic Drain with Stainless Steel Strainer for 3" PVC Pipe	4803S	012181-859513	0.325	20	4	12.77
85961	Snap-In Plastic Drain with Stainless Steel Strainer for 4" PVC Pipe	4804S	012181-859612	0.518	20	5	13.52




Item #	Product Description	Model Number	UPC	Cubic Ft./ Case	Units/ Case***	Lbs./ Case	List Price
<b>FIBERGLASS &amp; ACRYLIC SHOWER DRAINS</b>							
							
<b>Standard Pack</b>							
<b>Solvent Weld</b>							
67015	Shower Drain SolvWeld ABS 2" WH	ABA3400	767580-016448		36		9.88
67016	Shower Drain SolvWeld ABS 2" SS	ABA3401	767580-016455		36		11.30
67017	Shower Drain SolvWeld PVC 2" WH	ABA3408	767580-016493		36		10.32
67018	Shower Drain SolvWeld PVC 2" SS	ABA3409	767580-016509		18		11.30
<b>No Caulk or Solvent Weld</b>							
86050	No-Caulk or Solvent Weld - Snap-On SS Strainer for 2" PVC	4820G	012181-860502	0.650	20	11	21.56
86055	No-Caulk or Solvent Weld - Snap-On SS Strainer for 2" ABS	5820G	012181-860557	0.650	20	10	24.57
86063	No-Caulk or Solvent Weld - Snap-On <b>White Plastic Strainer for 2" PVC</b>	4820GPS	012181-860632	0.650	20	9	18.80
86064	No-Caulk or Solvent Weld - Snap-On <b>White Plastic Strainer for 2" ABS</b>	5820GPS	012181-860649	0.650	20	9	18.80
<b>No Caulk</b>							
67021	Shower Drain NoCaulk ABS 2" WH	ABA3520	767580-016851		36	20	14.56
67022	Shower Drain NoCaulk ABS 2" SS	ABA3521	767580-016868		36	20	16.28
67042	Shower Drain Brss NoCaulk 2" SS	ABA6520	767580-021282		18	48	40.17
<b>Caulk</b>							
67040	Shower Drain Brass Caulk 2" SS	ABA6500	767580-021091		36	34	32.18
<b>MIP 1-1/2"</b>							
67028	Shower Strainer ABS 1 1/2" WH	ABA3100	767580-016059		36		10.20
67029	Shower Strainer ABS 1 1/2" SS	ABA3101	767580-016066		36		12.71
<b>SUREFIT</b>							
67012	Shower Drain SUREFIT ABS 2" WH	ABA3200	767580-016189		36		14.37
67013	Shower Drain SUREFIT ABS 2" SS	ABA3201	767580-016196		36		16.10
67014	Shower Drain SUREFIT PVC 2" SS	ABA3203	767580-016226		36		16.10
67041	Shower Drain Brss SUREFIT 2" SS	ABA6508	767580-021152		18		39.31
<b>Offset - Solvent Weld</b>							
67032	Shower Drain SolvWld PVC 2" SS	ABA3465	767580-016783		30	15	23.40
67076	Shower Drain SolvWld ABS 2" SS	ABA3469	767580-016813		15		23.70
<b>Display Pack</b>							
82405	No-Caulk or Solvent Weld - Snap-On SS Strainer for 2" PVC Pipe	R4820G	012181-824054	0.210	6	3	25.17
<b>BRASS SHOWER DRAIN</b>							
67240	Brass Shower Drain with 2" FIP	ABA6320	767580672408	0.650	4	10	231.43
<b>SOLID BRONZE SHOWER DRAINS</b>							
67037	Shower Drain 2" Caulk SS	ABA6410	767580-020940	0.650	18	26	142.07
67038	Shower Drain 2" IPS SS	ABA6420	767580-020988	0.650	12	26	142.07
67039	Shower Drain 2" IPS SS	ABA6425	767580-021039	0.650	12	33	168.72
67044	Shower Drain Bronze 2" IPS CP	ABA6615	767580-021459	0.650	8		183.70










Item #	Product Description	Model Number	UPC	Cubic Ft./ Case	Units/ Case***	Lbs./ Case	List Price
<b>RECEPTOR BASE SHOWER DRAINS</b>							
63490	Receptor Base - Rib Grip CP ABS	ABA34490	767580-634901		20		13.28
63491	Receptor Base - Rib Grip Snap CP ABS	ABA34490SNAP	767580-634918		20		13.28
63500	Receptor Base - Rib Grip CP PVC	ABA34500	767580-635007		20		13.28
63501	Receptor Base - Rib Grip Snap CP PVC	ABA34500SNAP	767580-635014		20		13.28
<b>TILE SHOWER DRAINS</b>							
63601	Tile Shower Round Stamped CP - ABS	ABA44601	767580-636011		20		19.83
63641	Tile Shower Round Stamped Plas Crown CP - ABS	ABA44601CR	767580-636417		20		19.83
63600	Tile Shower Round Stamped Snap CP - ABS	ABA44601SNAP	767580-636004		20		19.83
63602	Tile Shower Square Stamped CP - ABS	ABA44601SQ	767580-636028		20		19.83
63630	Tile Shower Square Stamped Snap CP - ABS	ABA44601SQSNAP	767580-636301		4		19.83
63603	Tile Shower Round Cast CP - ABS	ABA44603	767580-636035		20		46.50
63661	Tile Shower Round Cast SN - ABS	ABA44603SN	767580-636615		4		61.36
63662	Tile Shower Round Cast ORB - ABS	ABA44603ORB	767580-636622		4		61.36
63663	Tile Shower Round Cast VB - ABS	ABA44603VB	767580-636639		4		61.36
63604	Tile Shower Square Cast CP - ABS	ABA44603SQ	767580-636042		20		47.67
63605	Tile Shower Square Cast SN - ABS	ABA44603SQSN	767580-636059		4		90.84
63606	Tile Shower Square Cast VB - ABS	ABA44603SQVB	767580-636066		4		90.84
63660	Tile Shower Square Cast ORB - ABS	ABA44603SQORB	767580-636608		4		90.84
63800	Tile Shower Round Brass Barrel Cast CP - ABS	ABA44603BB	767580-638008		4		77.62
63804	Tile Shower Round Brass Barrel Cast SN - ABS	ABA44603BBSN	767580-638046		4		98.62
63805	Tile Shower Round Brass Barrel Cast VB - ABS	ABA44603BBVB	767580-638053		4		98.62
63806	Tile Shower Round Brass Barrel Cast ORB - ABS	ABA44603BBORB	767580-638060		4		98.62
63801	Tile Shower Square Brass Barrel Cast CP - ABS	ABA44603BBSQ	767580-638015		4		78.80
63807	Tile Shower Square Brass Barrel Cast SN - ABS	ABA44603BBSQSN	767580-638077		4		105.58
63808	Tile Shower Square Brass Barrel Cast VB - ABS	ABA44603BBSQVB	767580-638084		4		105.58
63809	Tile Shower Square Brass Barrel Cast ORB - ABS	ABA44603BBSQORB	767580-638091		4		105.58
<b>ABS ACCESSORIES</b>							
63696	ABS Sq Barrel w/Snap Grate CP	ABA44601SQSNAP	767580-636967		12		12.11
<b>TILE SHOWER DRAINS</b>							
63608	Tile Shower Round Stamped CP - PVC	ABA44701	767580-636080		20		19.83
63642	Tile Shower Round Stamped Plas Crown CP - PVC	ABA44701CR	767580-636424		20		19.83
63607	Tile Shower Round Stamped Snap CP - PVC	ABA44701SNAP	767580-636073		20		19.83
63609	Tile Shower Square Stamped CP - PVC	ABA44701SQ	767580-636097		20		19.83
63631	Tile Shower Square Stamped Snap CP - PVC	ABA44701SQSNAP	767580-636318		4		19.83
63610	Tile Shower Round Cast CP - PVC	ABA44703	767580-636103		20		46.50
63664	Tile Shower Round Cast SN - PVC	ABA44703SN	767580-636646		4		61.36
63665	Tile Shower Round Cast VB - PVC	ABA44703VB	767580-636653		4		61.36
63666	Tile Shower Round Cast ORB - PVC	ABA44703ORB	767580-636660		4		61.36
63611	Tile Shower Square Cast CP - PVC	ABA44703SQ	767580-636110		4		47.67
63667	Tile Shower Square Cast SN - PVC	ABA44703SQSN	767580-636677		4		90.84
63668	Tile Shower Square Cast VB - PVC	ABA44703SQVB	767580-636134		4		90.84
63669	Tile Shower Square Cast ORB - PVC	ABA44703SQORB	767580-636691		4		90.84
63802	Tile Shower Round Brass Barrel Cast CP - PVC	ABA44703BB	767580-638022		4		77.62
63810	Tile Shower Round Brass Barrel Cast SN - PVC	ABA44703BBSN	767580-638107		4		98.62
63811	Tile Shower Round Brass Barrel Cast VB - PVC	ABA44703BBVB	767580-638114		4		98.62
63812	Tile Shower Round Brass Barrel Cast ORB - PVC	ABA44703BBORB	767580-638121		4		98.62
63803	Tile Shower Square Brass Barrel Cast CP - PVC	ABA44703BBSQ	767580-638039		4		78.80
63813	Tile Shower Square Brass Barrel Cast SN - PVC	ABA44703BBSQSN	767580-638138		4		105.58
63814	Tile Shower Square Brass Barrel Cast VB - PVC	ABA44703BBSQVB	767580-638145		4		105.58
63815	Tile Shower Square Brass Barrel Cast ORB - PVC	ABA44703BBSQORB	767580-638152		4		105.58
<b>PVC ACCESSORIES</b>							
63694	PVC Long Round Barrel (no grate)	ABA447701LB	767580-636943		12		10.12
63695	PVC Sq Barrel w/Snap Grate CP	ABA44701SQSNAP	767580-636950		12		12.11
<b>Brass Strainer Barrel and Heavy Duty Cover All Strainer</b>							
89412	Heavy Duty Screw-On Brass Strainer for 2" or 3" PVC	4861B	012181-894125	1.290	20	34	76.29
<b>FLOOR DRAIN, SUREFIT JOINT BOLTED CLAMPING RING, WEEP HOLES AND ADJUSTABLE STRAINER BARREL</b>							
67023	Floor Drain SUREFIT ABS 2" SS	ABA3601	767580-016936		15		30.83
<b>FLOOR DRAIN, 1 1/2" TOP FLANGE SOLVENT WELDS TO 2" SCHED 40 DWV PIPE; COMPLETE WITH BOLTED CLAMPING RING, WEEP HOLES, AND ADJ STRAINER BARREL</b>							
67024	Floor Drain SolvWeld ABS 2" WH	ABA3900	767580-017049		15		28.93
67025	Floor Drain SolvWeld ABS 2" SS	ABA3901	767580-017056		15		29.48
<b>NON-ADJUSTABLE SHOWER DRAIN, SCREW DOWN STAINLESS STEEL GRILL, COMPLETE WITH CLAMPING RING WITH WEEP HOLES, SOLVENT WELDS TO 2" SCHED 40 DWV PIPE</b>							
67000	Shower Drain ABS Non-Adj SS	ABA5000	767580-018909		15		22.79
67004	Shower Drain ABS Non-Adj SS	ABA5000PP	767580-018916		15		24.76
<b>LA STYLE PLASTIC AND IRON DRAINS, 2" GLUE-ON SHOWER DRAIN PLASTIC BOTTOM, CAST IRON TOP ASSEMBLED WITH 3 BOLTS, GRILL, CROWN, 2 SCREWS AND PROTECTION PLATE</b>							
67001	Shower Drain LA Style ABS	ABA5040	767580-019104		4		28.32
<b>EZZ SET DRAIN, CAST IRON TOP AND BOTTOM WITH 3 BOLTS, GRILL CROWN, 2 SCREWS AND PROTECTION PLATE</b>							
67002	Shower Drain CI 2" IPS	ABA5065	767580-019326		4	56	34.46
67003	Shower Drain CI 2" IPS No-Hub	ABA5073	767580-019418		4		35.37
67009	Shower Drain CI SS Grate 2" IPS	ABA5208	767580-020421		4		73.09



Item #	Product Description	Model Number	UPC	Cubic Ft./ Case	Units/ Case***	Lbs./ Case	List Price
<b>* DRAINS &amp; STRAINERS</b>							
<b>STAINLESS STEEL FLOOR DRAIN COVER, PROTECTIVE NON-SCRATCH COATING</b>							
* 67033	Drain Cover 3" for 1-1/2" SS	ABA2462	767580-014758		25	3	12.34
* 67034	Drain Cover 3" for 2" pipe SS	ABA2463	767580-014765		25	3	12.16
* 67035	Drain Cover 4" for 3" pipe SS	ABA2464	767580-014772		25	4	12.59
* 67036	Drain Cover 5" for 4" pipe SS	ABA2465	767580-014789		25	8	12.59
<b>SNAP-ON DRAIN STRAINERS</b>							
<i>For "Fiberglass &amp; Acrylic Shower Drains" and "Standard Floor &amp; Shower Drains"</i>							
* 82460	Polished PVD Brass Finish (4-5/16" Dia.)	6305PB	012181-824603	0.010	1	0.5	21.58
<b>REPLACEMENT GRATES FOR RECEPTOR &amp; TILE DRAINS</b>							
<b>ROUND <span style="border: 1px solid black; border-radius: 50%; padding: 2px;">NEW</span></b>							
63614	Round Stamped Grate w/ Screws CP*	ABA44000	767580-636141				9.41
63615	Round Stamped Grate w/ Screws SN*	ABA44000SN	767580-636158		4		28.32
63616	Round Stamped Grate w/ Screws VB*	ABA44000VB	767580-636165		4		28.32
63617	Round Stamped Grate w/ Screws ORB*	ABA44000ORB	767580-636172		4		28.32
63618	Round Stamped Snap-In Grate CP*	ABA44010	767580-636189		12		9.41
63619	Round Stamped Snap-In Grate SN*	ABA44010SN	767580-636196		4		28.32
63620	Round Stamped Snap-In Grate VB*	ABA44010VB	767580-636202		4		28.32
63621	Round Stamped Snap-In Grate ORB*	ABA44010ORB	767580-636219		4		28.32
<b>*Fit Receptor or Tile Shower Drains</b>							
69835	Grate SS Screw Down 4" CP Card	ABA7102CARD	767580077876		15		9.13
69543	Round Stamped Grate w/ Screws Crown SN	ABA7102SNCARD	767580-695438		15		25.09
69544	SCREW-ON DRAIN STRAINER WITH SCREWS Grate SS Screw Down 4" VB	ABA7102VBCARD	767580-061394		15	3	25.09
69541	Round Stamped Grate w/ Screws Crown ORB	ABA7102ORBCARD	767580-695414		15		25.09
63622	Round Cast Grate w/ Screws CP	ABA44020	767580-636226		4		21.52
63623	Round Cast Grate w/ Screws SN	ABA44020SN	767580-636233		4		41.53
63624	Round Cast Grate w/ Screws VB	ABA44020VB	767580-636240		4		41.53
63625	Round Cast Grate w/ Screws ORB	ABA44020ORB	767580-636257		4		41.53
63349	Grate Brass Cast 3 15/16" CP	ABA7212CARD	767580633492		15		25.97
67312	Grate Brass Cast 3 15/16" SN	ABA7213SNCARD	767580673122		15		38.31
67315	Grate Brass Cast 3 15/16" VB	ABA7213VBCARD	767580673153		15		38.31
67309	Grate Brass Cast 3 15/16" ORB	ABA7213ORBCARD	767580673092		15		38.31
<b>SQUARE</b>							
63626	Square Stamped Grate w/ Screws CP	ABA44030	767580-636264		12		10.01
63627	Square Stamped Grate w/ Screws SN	ABA44030SN	767580-636271		4		28.60
63628	Square Stamped Grate w/ Screws VB	ABA44030VB	767580-636288		4		28.60
63629	Square Stamped Grate w/ Screws ORB	ABA44030ORB	767580-636295		4		28.60
63639	Square Stamped Snap-In Grate CP	ABA44050	767580-636394		12		10.01
63632	Square Stamped Snap-In Grate SN	ABA44050SN	767580-636325		4		28.60
63633	Square Stamped Snap-In Grate VB	ABA44050VB	767580-636332		4		28.60
63634	Square Stamped Snap-In Grate ORB	ABA44050ORB	767580-636349		4		28.60
63635	Square Cast Grate w/ Screws CP	ABA44040	767580-636356		4		33.11
63636	Square Cast Grate w/ Screws SN	ABA44040SN	767580-636363		4		72.12
63637	Square Cast Grate w/ Screws VB	ABA44040VB	767580-636370		4		72.12
63638	Square Cast Grate w/ Screws ORB	ABA44040ORB	767580-636387		4		72.12
<b>SCREW-ON DRAIN STRAINERS WITH SCREWS (For 3" and 4" General Purpose Drains)</b>							
* 88140	Stainless Steel (4-7/8" Dia.) for 3" General Purpose Drains	6306	012181-881408	0.010	1	0.5	6.45
* 88160	H-D Chromed Brass (5-7/16" Dia.) for 4" General Purpose Drains	6322	012181-881606	0.010	1	0.5	26.78



Item #	Product Description	Model Number	UPC	Cubic Ft/ Case	Units/ Case***	Lbs./ Case	List Price		
<b>Tubular Brass - Slip Joint</b>									
61010	20GA, Standard Length Slip Joint, Trip Lever, CP	ABA1430G	767580-006159		12		123.96		
61012	20GA, Standard Length Slip Joint, Trip Lever, CP w/Retaining Clip	ABA1430GC	767580-006173		12	55.8	134.57		
61123	20GA, Standard Length Slip Joint, Trip Lever, SN	ABA1434SN	767580-006401		3		233.81		
64102	20GA, Standard Length Slip Joint, Trip Lever, VB	ABA1434VB	767580-641022		3		237.12		
61122	20GA, Standard Length Slip Joint, Trip Lever, ORB	ABA1434ORB	767580-006388		3		237.12		
61007	17GA, Standard Length Slip Joint, Trip Lever, CP	ABA143017GA	767580-006081		12	55.8	144.54		
61008	20GA, Extra Long Slip Joint, Trip Lever, CP	ABA14309G	767580-006128		9		192.39		
61009	17GA, Extra Long Slip Joint, Trip Lever, CP	ABA1430917GAG	767580-0042126		9		204.53		
61031	20GA, Standard Length, 2H OFF, Push eN Lift CP	ABA1440	767580-006661		12		134.06		
61138	17GA, Standard Length, 2H OFF, Push eN Lift CP	ABA144017GA	767580-006685		12		164.88		
61144	20GA, Extra Long, 2H OFF, Push eN Lift CP	ABA14409	767580-006708		9		166.40		
61145	17GA, Extra Long, 2H OFF, Push eN Lift CP	ABA1440917GA	767580-042379		9		200.27		
61046	20GA, Standard Length, 2H OFF, Turn Top CP	ABA1435	767580-006432		12		136.48		
61125	17GA, Standard Length, 2H OFF, Turn Top CP	ABA143517GA	767580-006456		12		147.34		
64198	20GA, Standard Length, 2H OFF, Touch Toe, CP	ABA1421CS	767580-641985		12		136.48		
64205	17GA, Standard Length, 2H OFF, Touch Toe, CP	ABA1421CS17GA	767580-642050		12		153.00		
64219	17GA, Extra Long, 2H OFF, Touch Toe, CP	ABA14219CS17GA	767580-642197		9		178.92		
<b>Tubular Brass - Side Outlet with Bent Tail Piece</b>									
61155	20GA, Standard Length, 2Hole, PushN/Lift, CP	ABA14463	767580-611551		1		189.21		
64238	17GA, Standard Length, 2Hole, PushN/Lift, CP	ABA1446317GA	767580-642388		1		220.28		
64264	17GA, Standard Length, 2Hole, Touch Toe, CP	ABA14461CS17GA	767580-642647		1		191.00		
<b>Tubular Brass - Drain in Shoe</b>									
61694	17GA, Standard Length, 2Hole, PushN/Lift, CP	ABA1447317GA	767580-616945		1		165.52		
61165	20GA, Standard Length, 2Hole, PushN/Lift, CP	ABA14469	767580-006906		1		148.87		
64299	20GA, Standard Length, 2Hole, TouchToe, CP	ABA14471CS	767580-642999		1		148.87		
64306	17GA, Standard Length, 2Hole, TouchToe, CP	ABA144117GACS	767580-643064		1		165.52		
<b>Tubular Brass - Simply Solder</b>									
61101	20 GA Standard Length Trip Lever, Simply Solder, Chrome	ABA14307	767580-006098		12		146.39		
61102	17 GA Standard Length Trip Lever, Simple Solder, Chrome	ABA143717GA	767580-039393		12		160.68		
61103	20 GA Extra Long Trip Lever, Simply Solder, Chrome	ABA14308	767580-006104		9		174.15		
61444	17 GA Extra Long Trip Lever, Simply Solder, Chrome	ABA1430817GA	767580-053917		9		190.80		
61140	20 GA Standard Length Push eN Lift, Simply Solder, Chrome	ABA14407	767580-006692		12		144.36		
61141	17 GA Standard Length Push eN Lift, Simple Solder, Chrome	ABA1440717GA	767580-039010		12		160.68		
61142	20 GA Extra Long Push eN Lift, Simply Solder, Chrome	ABA14408	767580-040818		9		174.22		
61717	17 GA Extra Long Push eN Lift, Simply Solder, Chrome	ABA1440817GA	767580-617171		9		190.80		
61126	20 GA Standard Length, Turn Top, Simply Solder, Chrome	ABA14357	767580-006463		12		184.45		
61000	17 GA Standard Length, Turn Top, Simply Solder, Chrome	ABA135717GA	767580-038112		12		158.88		
61127	20 GA Extra Long, Turn Top, Simply Solder, Chrome	ABA14358	767580-006470		9		151.64		
64410	17 GA Extra Long, Turn Top, Simply Solder, Chrome	ABA1435817GA	767580-644108		9		190.80		
64421	17 GA Standard Length, Touch Toe, Simply Solder, Chrome	ABA1421717GACS	767580-644214		12		162.98		
64428	20 GA Extra Long, Touch Toe, Simply Solder, Chrome	ABA14218CS	767580-644283		9		157.54		
64435	17 GA Extra Long, Touch Toe, Simply Solder, Chrome	ABA1421817GACS	767580-644351		9		183.39		
<b>Tubular Brass Adjustable - Classic High-Flow w/Test Kit</b>									
61002	Adjustable, 20GA Standard Length, Push eN Lift CP	ABA14506HF	767580-038181		12		140.92		
61003	Adjustable, 17GA Standard Length, Push eN Lift CP	ABA1450617GAHF	767580-037481		12	55.8	153.63		
61004	Adjustable, 17GA Extra Long, Push eN Lift CP	ABA1450817GAHF	767580-038686		9	55.8	233.50		
61191	Adjustable, 20GA Standard Length, Turn Top, CP	ABA14518HF	767580-042652		12		137.62		
61192	Adjustable, 17GA Standard Length, Turn Top, CP	ABA1451817GAHF	767580-042669		12		157.31		
64502	Adjustable, 20GA Standard Length, Touch Toe, CP	ABA14511SHF	767580-645020		12		142.96		
61638	Adjustable, 17GA Standard Length, Touch Toe, CP	ABA1451117GASHF	767580-075117		12		159.61		
64519	Adjustable, 17GA Extra Long, Touch Toe, CP	ABA1451517GASHF	767580-645198		9		217.68		
<b>Tubular Brass - Simply Solder - Classic High-Flow w/Test Kit</b>									
61446	20GA Standard Length, Simply Solder, Clisc, PushN/Lift, CP	ABA14407CLSHP	767580-053931		12		160.44		
64538	17GA Standard Length, Simply Solder, Clisc, PushN/Lift, CP	ABA1440717CLSHP	767580-645389		12		190.80		
61718	17GA Extra Long, Simply Solder, Clisc, PushN/Lift, CP	ABA1440817CLSHP	767580-645631		9		201.86		
64576	20GA Standard Length, Simply Solder, Clisc, Turntop, CP	ABA14357CLSHP	767580-645761		12		195.13		
61445	17GA Standard Length, Simply Solder, Clisc, Turntop, CP	ABA1435717GACLSHP	767580-053924		12		190.61		
64587	17GA Extra Long, Simply Solder, Clisc, Turntop, CP	ABA1435817CLSHP	767580-645877		9		220.67		
64591	20GA Standard Length, Simply Solder, Clisc, Touch Toe, CP	ABA14217CSCLSHP	767580-645914		12		160.05		
64598	17GA Standard Length, Simply Solder, Clisc, Touch Toe, CP	ABA14217CS17CLSHP	767580-645983		12		191.54		
64612	17GA Extra Long, Simply Solder, Clisc, Touch Toe, CP	ABA14218CS17CLSHP	767580-646126		9		205.42		
<b>Tubular Brass "Pop-Up"</b>									
61153	20 GA Standard Length Side Outlet w/Bent Tail Piece, CP	ABA14455	767580-006852		1		220.16		
61154	17 GA Standard Length Side Outlet w/Bent Tail Piece, CP	ABA1445517GA	767580-006869		1		238.98		
61162	20 GA Standard Length Drain-in-Shoe, CP	ABA14465	767580-006876		1		186.55		
61163	17 GA Standard Length Drain-in-Shoe, CP	ABA1446517GA	767580-006883		1		201.41		

Item #	Product Description	Model Number	UPC	Cubic Ft./ Case	Units/ Case***	Lbs./ Case	List Price
<b>Full Kits - Plastic Tubular Size Adjustable</b>							
61001	Adjustable PVC, 2H OFP, Push eN Lift, PVC CP	ABA1506	767580-007859		20	30.5	42.69
61016	Adjustable PVC, 2H OFP, Turn Top, CP ZINC	ABA1495Z	767580-007606		20	30.5	40.72
61017	Adjustable PVC, 2H OFP, Turn Top, CP ZINC, w/Clip	ABA1495ZC	767580-007613		20	30.5	45.82
61013	Adjustable PVC, Trip Lever Brass, CP	ABA14859	767580-007316		20	30.5	43.42
61006	Adjustable PVC, Trip Lever, CP	ABA1485	767580-007309		20	30.5	43.73
<b>Full Kits - Plastic with Classic High-flow Overflow Plate w/Test Kit</b>							
62094	Full Kit Clc High-flow OFP, PushenLift ABS CP	ABA2225HF	767580-036323		20	30.5	47.30
61049	ABS, Classic High-flow OFP, Push eN Lift, CP, - RI	ABA2225RIHF	767580-036880		20	30.5	28.07
61024	PVC, Classic High-flow OFP, Touch Toe, CP	ABA2243CSHF	767580-045271		20	30.5	46.68
61236	ABS, Classic High-flow OFP, Touch Toe, CP	ABA2242CSHF	767580-045264		20	30.5	47.30
61023	PVC, Classic High-flow OFP, Push eN Lift, CP	ABA2226HF	767580-036330		20	30.5	47.30
<b>Full Kits - FLEX Pipe with Classic High-flow Overflow Plate</b>							
61231	Flex PVC, Classic High-flow OFP, Push eN Lift, CP	ABA2226FLEXHF	767580-044977		12	27.0	47.32
61237	Flex PVC, Classic High-flow OFP, Touch Toe, CP	ABA2243FLEXCSHF	767580-045288		12	27	47.30
62139	Flex PVC, Classic High-Flow, Turn Top, CP	ABA2259FLEXHF	767580-045431		12	27	41.93
<b>Full Kits - One-Piece FLEX Pipe, Direct Drain with Classic High-flow Overflow Plate</b>							
65501	Clsc ABS PshNLft CP 1P Flex, 16"	ABA2227FLEX16HF	767580-655012		12	27	44.52
65506	Clsc ABS PshNLft CP 1P Flex, 15.5"	ABA2227FLEX155HF	767580-655067		12	27	44.52
65510	Clsc ABS PshNLft CP 1P Flex, 15"	ABA2227FLEX15HF	767580-655104		12	27	44.52
65508	Clsc ABS PshNLft CP 1P Flex, 14.5"	ABA2227FLEX145HF	767580-655081		12	27	44.52
65509	Clsc ABS PshNLft CP 1P Flex, 14"	ABA2227FLEX14HF	767580-655098		12	27	44.52
65601	Clsc PVC PushenLift CP 1P Flex, 16"	ABA2228FLEX16HF	767580-656019		12	27	44.52
65606	Clsc PVC PushenLift CP 1P Flex, 15.5"	ABA2228FLEX155HF	767580-656064		12	27	44.52
65607	Clsc PVC PushenLift CP 1P Flex, 15"	ABA2228FLEX15HF	767580-656071		12	27	44.52
65608	Clsc PVC PushenLift CP 1P Flex, 14.5"	ABA2228FLEX145HF	767580-656088		12	27	44.52
65609	Clsc PVC PushenLift CP 1P Flex, 14"	ABA2228FLEX14HF	767580-656095		12	27	44.52
<b>Full Kits - Plastic with One Hole Overflow Plate</b>							
61040	ABS, 1H OFP, Turn Top, CP	ABA1101	767580-001642		20	30.5	43.12
61034	ABS, 1H OFP, Touch Toe, CP	ABA1200	767580-002403		20	30.5	42.32
61035	ABS, 1H OFP, Touch Toe, CP ZINC	ABA1200PZ	767580-002441		20	30.5	45.15
61026	ABS, 1H OFP, Push eN Lift, CP	ABA906	767580-031281		20	30.5	42.32
61027	ABS, 1H OFP, Push eN Lift, CP Zinc, Plastic	ABA906PZ	767580-031380		20	30.5	45.15
61029	ABS, 1H OFP, Push eN Lift, SN	ABA910SN	767580-031564		20	30.5	115.59
61030	PVC, 1H OFP, Push eN Lift, CP	ABA911	767580-031595		20	30.5	43.12
<b>Full Kits - Plastic with Two Hole Overflow Plate</b>							
61041	ABS, 2H OFP, Turn Top, CP	ABA1125	767580-002007		20	30.5	44.22
61043	PVC, 2H OFP, Turn Top, CP	ABA1130	767580-002113		20	30.5	44.84
61044	PVC, 2H OFP, Turn Top, CP, w/Test Kit & Clip	ABA1130CT	767580-002120		20	30.5	43.12
61037	PVC, 2H OFP, Touch Toe, CP	ABA1236	767580-002885		20	30.5	45.15
61038	PVC, 2H OFP, Touch Toe, CP, Special Stopper	ABA1236S	767580-002892		20	30.5	45.15
61005	PVC, 2H OFP, Touch Toe, CP, w/special barrel	ABA1475CS	767580-007064		20	30.5	44.41
<b>Full Kits - Plastic Heavy Duty</b>							
61052	HD Adjustable PVC, 2H OFP, Trip Lever, CP	ABA4151	767580-017346		12	21.6	53.01
61053	HD Adjustable PVC, 2H OFP, Trip Lever, CP, Extra Long	ABA41519	767580-017353		9	23.0	88.44
61051	HD Adjustable ABS, 2H OFP, Trip Lever, CP	ABA4161	767580-017599		12	21.6	55.27
61022	HD Adjustable PVC, Classic OFP, Cable Driven, CP, 17"-22" Depth	ABA652HF	767580-037801		6	18.0	164.05



Item #	Product Description	Model Number	UPC	Cubic Ft./ Case	Units/ Case***	Lbs./ Case	List Price
<b>Schedule 40 Waste &amp; Overflow - "Classic" High-flow Half Kits w/Test</b>							
62000	PVC, Classic High-flow OFF, FlipTop, CP, w/TC	ABA2201HF	767580-036279		20	36.0	37.65
62001	ABS, Classic High-flow OFF, Push eN Lift, CP, w/TC	ABA2217HF	767580-036309		20	33.0	36.12
62070	ABS, Classic High-flow OFF, Push eN Lift, CP, w/TC - RI	ABA2217RIHF	767580-044618		20		21.43
62072	ABS, Classic High-flow OFF, Push eN Lift, CP ZINC Plastic Stopper, w/TC - RI	ABA2217RIPZHF	767580-044632		20		20.45
62002	ABS, Classic High-flow OFF, Push eN Lift, CP ZINC Plastic Stopper, w/TC	ABA2217PZHF	767580-041082		20	28.0	33.17
62003	ABS, Classic High-flow OFF, Push eN Lift, CP ZINC, w/TC	ABA2217ZHF	767580-044670		20,000	32	36.30
62007	PVC, Classic High-flow OFF, Push eN Lift, CP, w/TC	ABA2218HF	767580-036316		20	35.0	35.75
62073	PVC, Classic High-flow OFF, Push eN Lift, CP, w/TC - RI	ABA2218RIHF	767580-044687		20		21.43
62078	PVC, Classic High-flow OFF, Push eN Lift, CP, w/TC, Condensate - RI	ABA2218RICOSH	767580-044694		20		22.05
62074	PVC, Classic High-flow OFF, Push eN Lift, CP, w/TC, Thread Cndnst - RI	ABA2218RICOTHF	767580-044700		20		22.05
62075	PVC, Classic High-flow OFF, Push eN Lift, CP, w/Metal TC - RI	ABA2218RIMHF	767580-044717		20		25.61
62076	PVC, Classic High-flow OFF, Push eN Lift, CP ZINC Plastic Stopper, w/TC - RI	ABA2218RIPZHF	767580-044724		20		20.45
62082	PVC, Classic High-flow OFF, Push eN Lift, CP, w/TC - Trim	ABA2218TKHF	767580-044748		20	7.6	14.56
62087	PVC, Classic High-flow OFF, Push eN Lift, CP ZINC Plastic Stopper, w/TC - Trim	ABA2218TKPZHF	767580-044755		20	3.9	14.31
62037	PVC, Classic High-flow OFF, Push eN Lift, CP ZINC Plastic Stopper, w/TC	ABA2218PZHF	767580-041075		20		32.56
62038	PVC, Classic High-flow OFF, Push eN Lift, CP ZINC, w/TC	ABA2218ZHF	767580-040054		20		34.28
62004	ABS, Classic High-flow OFF, Push eN Lift, ORB, w/TC	ABA2221ORBHF	767580-037559		20	34.0	99.56
62489	ABS, Classic High-flow OFF, Push eN Lift, CB	ABA2221CBHF	767580-624896		20	26.4	99.56
62005	ABS, Classic High-flow OFF, Push eN Lift, SN, w/TC	ABA2221SNHF	767580-037221		20	34.0	97.72
62006	ABS, Classic High-flow OFF, Push eN Lift, VB, w/TC	ABA2221VBHF	767580-044854		20	34.0	99.56
62008	PVC, Classic High-flow OFF, Push eN Lift, ORB, w/TC	ABA2222ORBHF	767580-038815		20	34.0	99.56
62262	PVC, Classic High-flow OFF, Push eN Lift, CB	ABA2222CBHF	767580-622625		20	26.4	99.56
62249	Rough In Half Kit Clsc High-flow TK Push eN Lift PVC ORB	ABA2222ORBRIHF	767580-622496		20		64.18
62009	PVC, Classic High-flow OFF, Push eN Lift, SN, w/TC	ABA2222SNHF	767580-037238		20	34.0	97.72
62102	ABS, Classic High-flow OFF, Touch Toe, CP, w/TC, Clip, & Special Stopper	ABA2234CSHF	767580-045028		20		37.65
62109	ABS, Classic High-flow OFF, Touch Toe, SN, w/TC	ABA2238SNCSHF	767580-045127		20		99.56
62915	ABS, Classic High-flow OFF, Touch Toe, VB, w/TC	ABA2238VBCSHF	767580-077401		20		99.56
62104	ABS, Classic High-flow OFF, Touch Toe, ORB, w/TC	ABA2238ORBSCSHF	767580-045073		20		99.56
62013	PVC, Classic High-flow OFF, Touch Toe, CP, w/TC, Clip, & Special Stopper	ABA2235CSHF	767580-038457		20		35.75
62014	PVC, Classic High-flow OFF, Touch Toe, SN, w/TC, Clip, & Special Stopper	ABA2239SNCSHF	767580-040603		20		99.56
62124	PVC, Classic High-flow OFF, Touch Toe, VB, w/TC	ABA2239VBCSHF	767580-045240		20		99.56
62117	PVC, Classic High-flow OFF, Touch Toe, ORB, w/TC	ABA2239ORBSCSHF	767580-040917		20		99.56
62015	ABS, Classic High-flow OFF, Turn Top, CP ZINC, w/TC	ABA2250ZHF	767580-040801		20		34.46
62086	PVC, Classic High-flow OFF, Turn Top, CP, w/TC - Trim	ABA2251TKHF	767580-037313		20		16.10
62017	PVC, Classic High-flow OFF, Turn Top, CP ZINC, w/TC	ABA2251ZHF	767580-037115		20	33.0	33.17
62079	PVC, Classic High-flow OFF, Turn Top, CP ZINC, w/TC - RI	ABA2251RIZHF	767580-045325		20		21.62
<b>Half Kits - Classic with Direct Drain</b>							
65502	Clsc ABS Half Kit PshNLft CP, 1-1/2" Direct Drain Shoe	ABA2227HF	767580655029		12	11	36.96
65503	Clsc ABS Half Kit TouchToe CP, 1-1/2" Direct Drain Shoe	ABA2227CSHF	767580655036		12	11	36.96
65602	Clsc PVC Half Kit PushNLift CP, 1-1/2" Direct Drain Shoe	ABA2228HF	767580656026		12	11	36.96
65603	Clsc PVC Half Kit TouchToe CP, 1-1/2" Direct Drain Shoe	ABA2228CSHF	767580656033		12	11	36.96
<b>Half Kits - Classic with Straight Drain Adapter</b>							
62142	ABS, Half Kit Clc High-flow, Push eN Lift, CP w/Hub Adapter	ABA2282HF	767580-036460		20		36.85
62275	ABS, Half Kit Clc High-flow, Push eN Lift, CP w/Spigot Adapter	ABA2290HF	767580-622755		20		36.85
62276	PVC, Half Kit Clc High-flow, Push eN Lift, CP w/Hub Adapter	ABA2283HF	767580-622762		20		36.85
62279	ABS, Half Kit Clc High-flow, Touch Toe, CP w/Spigot Adapter	ABA2306CSHF	767580-622793		20		33.65
62145	PVC, Half Kit Clc High-flow, Touch Toe, CP w/Hub Adapter	ABA2299CSHF	767580-045516		20		36.03
<b>Half Kits - Plastic with One Hole Overflow Plate</b>							
62021	ABS, 1H OFF, Push eN Lift, CP	ABA951	767580-034114		20	28.0	36.79
62050	ABS, 1H OFF, Push eN Lift, CP - Trim	ABA951TK	767580-049477		20		15.79
62022	ABS, 1H OFF, Push eN Lift, CP, w/Clip and Test Kit	ABA951CT	767580-034213		20	32.0	39.19
62041	ABS, 1H OFF, Push eN Lift, CP, w/Clip & Test Kit - RI	ABA951RICT	767580-049507		20		24.07
62023	ABS, 1H OFF, Push eN Lift, CP ZINC, Plastic Stpr	ABA951PZ	767580-034251		20		35.19
62051	ABS, 1H OFF, Push eN Lift, CP ZINC, Plastic Stpr - Trim	ABA951TKPZ	767580-049514		20		14.62
62024	ABS, 1H OFF, Push eN Lift, CP ZINC, Plastic Stpr, w/Clip & Test Kit	ABA951PZCT	767580-034268		20		36.30
62042	ABS, 1H OFF, Push eN Lift, CP ZINC, Plastic Stpr, w/Clip & Test Kit - RI	ABA951RIPZCT	767580-049521		20		21.81
62042	ABS, 1H OFF, Push eN Lift, CP ZINC, Plastic Stpr, w/Clip & Test Kit, BW	ABA951RIPZCT	767580-051104		20		21.81
62025	ABS, 1H OFF, Push eN Lift, CP, w/Test Kit	ABA951T	767580-034275		20		38.51
62026	ABS, 1H OFF, Push eN Lift, ORB	ABA955ORB	767580-034688		20		102.75
62027	ABS, 1H OFF, Push eN Lift, SN	ABA955SN	767580-034787		20		102.75
62029	ABS, 1H OFF, Push eN Lift, VB	ABA955VB	767580-034879		20		102.75
62046	ABS, 1H OFF, Touch Toe, CP	ABA1260	767580-003103		20		38.51
62400	ABS, 1H OFF, Touch Toe, CP (Special Brl and Stpr)	ABA1260CS	767580-041556		20		38.20
62060	PVC, 1H OFF, Turn Top, CP, w/TC & Clip	ABA1310RICT	767580-041808		20		36.79
62061	PVC, 1H OFF, Turn Top, CP, w/TC & Clip, BW - Trim	ABA1310RICT	767580-041815		20		16.16
62058	PVC, 1H OFF, Turn Top, CP ZINC	ABA1310Z	767580-004261		20		36.85
62048	PVC, 1H OFF, Touch Toe, CP, WH Barrel CP Stopper	ABA1263S	767580-003288		20		37.65
62030	PVC, 1H OFF, Push eN Lift, CP	ABA956	767580-034923		20	28.0	35.19
62052	PVC, 1H OFF, Push eN Lift, CP - Trim	ABA956TK	767580-049590		20		15.41
62032	PVC, 1H OFF, Push eN Lift, CP, w/Clip & Metal TC	ABA956CM	767580-034954		20		43.54
62033	PVC, 1H OFF, Push eN Lift, CP, w/Clip & TC	ABA956CT	767580-034961		20		39.19
62044	PVC, 1H OFF, Push eN Lift, CP, w/Clip & TC - RI	ABA956RICT	767580-049620		20		24.07
62031	PVC, 1H OFF, Push eN Lift, CP, Plastic Stpr	ABA956P	767580-034978		20		40.29
62982	Half Kit Push eN Lift PVC CP w/1-Hole OFF w/Zinc ABS Stpr	ABA956PZ	767580-075223		20		35.19
62053	PVC, 1H OFF, Push eN Lift, CP ZINC, Plastic Stpr - Trim	ABA956TKPZ	767580-049637		20		15.41
62054	PVC, 1H OFF, Push eN Lift, CP ZINC, Plastic, w/Clip & TC - RI	ABA956RIPZCT	767580-049651		20		21.81
62039	PVC, 1H OFF, Push eN Lift, SN	ABA960SN	767580-035302		20	28.0	102.75
62040	PVC, 1H OFF, Push eN Lift, SN, w/Clip & TC	ABA960SNCT	767580-035319		20		107.79
<b>Schedule 40 Waste &amp; Overflow - One Hole Half Kits with Straight Drain Fitting</b>							
62412	ABS, PushNLift, Hub Adapter, CP	ABA801	#REF!		6	8.5	38.82
62414	ABS, PushNLift, Spigot Adapter, CP	ABA805	767580025464		6	8.5	37.45
62416	PVC, PushNLift, Hub Adapter, CP	ABA809	#REF!		6	8.5	38.82
<b>Schedule 40 Waste &amp; Overflow - One Hole Half Kits with Direct Drain</b>							
65504	ABS, 1hole, PshNLft, CP, 1-1/2" Direct Drain Shoe	ABA807	767580655043		12	16	36.96
65604	PVC, 1hole, PshNLft, CP, 1-1/2" Direct Drain Shoe	ABA808	767580656040		12	16	36.96
<b>Half Kits - Plastic with Two Hole Overflow Plate</b>							
62043	ABS, 2H OFF, Push eN Lift, CP, w/TC - RI	ABA971RIT	767580-050497		20		24.07
62018	PVC, 2H OFF, Push eN Lift, CP	ABA976	767580-035678		20	30.0	36.79
62055	PVC, 2H OFF, Push eN Lift, CP - Trim	ABA976TK	767580-041303		20		16.40
62036	PVC, 2H OFF, Push eN Lift, CP ZINC	ABA976Z	767580-035760		20		38.51
62034	PVC, 2H OFF, Push eN Lift, CP ZINC, w/TC	ABA976RIZT	767580-035692		20		21.37
62035	PVC, 2H OFF, Push eN Lift, CP, w/Clip	ABA976C	767580-035708		20		40.29
62049	PVC, 2H OFF, Touch Toe, CP	ABA1285	767580-003738		20	26.0	38.52
62045	PVC, 2H OFF, Touch Toe, CP, Special Barrel	ABA1285CS	767580-003776		20		37.65
62510	Half Kit Trim Turn Top PVC CP 2-Hole OFF w/Screws	ABA1335TK	767580-041839		20		15.78



IPS Corporation - Plumbing Division - List Price Sheet

Item #	Product Description	Model Number	UPC	Cubic Ft./ Case	Units/ Case***	Lbs./ Case	List Price
62066	PVC, 2H OFP, Turn Top, CP ZINC, w/Clip & TC	ABA1335ZCT	767580-004742		20		34.82
62067	PVC, 2H OFP, Turn Top, CP, w/Condensate, TC, and Clip	ABA1345ZCT	767580-005008		20		46.74
<b>Half Kits - Two Hole Overflow Plate with Direct Drain</b>							
65505	ABS, 2hole, PshNLft, CP, 1-1/2" Direct Drain Shoe	ABA901	767580-655050		12	14	36.96
65605	PVC, 2hole, PshNLft, CP, 1-1/2" Direct Drain Shoe	ABA902	767580-656057		12	14	36.96



Item #	Product Description	Model Number	UPC	Cubic Ft./ Case	Units/ Case***	Lbs./ Case	List Price
<b>Press-In Strainer with "Classic" High-flow Overflow Plate and Push en Lift Stopper</b>							
60170	Chrome	ABA965033HF	767580-057830		6	2	36.42
60970	Chrome - Retail Carded	ABA965033CARDHF	767580-609701		6	2	36.42
60111	Satin Nickel	ABA96504SN3HF	767580-050121		6	2	78.24
60911	Satin Nickel - Retail Carded	ABA96504SN3CARDHF	767580-609114		6	2	78.24
60115	Venetian Bronze	ABA96504VB3HF	767580-050169		6	2	80.52
60915	Venetian Bronze - Retail Carded	ABA96504VB3CARDHF	767580-609152		6	2	80.52
60108	Oil Rubbed Bronze	ABA96504ORB3HF	767580-050091		6	2	78.99
60908	Oil Rubbed Bronze - Retail Carded	ABA96504ORB3CARDHF	767580-609084		6	2	78.99
<b>Press-In Strainer with "Classic" High-flow Overflow Plate and Turn Top Stopper</b>							
60187	Chrome	ABA965073HF	767580-057991		6	2	36.42
<b>Press-In Strainer with "One-Hole" Overflow Plate &amp; Matching Screws, Converter Bar, and Push eN Lift Stopper</b>							
60104	Chrome	ABA965031	767580-050053		6	2	36.42
60904	Chrome - Retail Carded	ABA965031CARD	767580-609046		6	2	36.42
60110	Satin Nickel	ABA96504SN1	767580-050114		6	2	83.65
60910	Satin Nickel - Retail Carded	ABA96504SN1CARD	767580-609107		6	2	83.65
60114	Venetian Bronze	ABA96504VB1	767580-050152		6	2	83.65
60171	Oil Rubbed Bronze	ABA96504ORB1	767580-057847		6	2	83.65
60971	Oil Rubbed Bronze - Retail Carded	ABA96504ORB1CARD	767580-609718		6	2	83.65
<b>Press-In Strainer with "Two-Hole" Overflow Plate &amp; Matching Screws, Converter Bar, and Push eN Lift Stopper</b>							
60169	Chrome	ABA965032	767580-057823		6	2	36.42
60174	Satin Nickel	ABA96504SN2	767580-057861		6	2	83.65
60177	Venetian Bronze	ABA96504VB2	767580-057892		6	2	83.65
60107	Oil Rubbed Bronze	ABA96504ORB2	767580-050084		6	2	83.65
<b>Press-In Strainer with "Two-Hole" Overflow Plate &amp; Matching Screws, Converter Bar, and Turn Top Stopper</b>							
60186	Chrome	ABA965072	767580-057984		6	2	36.42
<b>Classic High-Flow Trim Kits</b>							
62082	Push eN Lift, Chrome	ABA2218TKHF	767580-044748		20		14.56
62087	Push eN Lift, ABS Stopper, Chrome	ABA2218TKPZH	767580-044755		20		14.31
62498	Push eN Lift, Satin Nickel	ABA2221SNTKHF	767580-044830		20		42.69
62264	Push eN Lift, Venetian Bronze	ABA2221VBTXHF	767580-622649		20		42.69
62493	Push eN Lift, Oil Rubbed Bronze	ABA2221ORBTXHF	767580-044816		20		42.69
62271	Push eN Lift, Champagne Bronze	ABA2221CBTKHF	767580-622717		20		42.69
61050	Turn Top, Chrome	ABA2250TKHF	767580-036934		20		15.41
62325	Turn Top, ABS Stopper, Chrome	ABA2250TKZH	767580-078903		20		15.35
62096	Touch Toe, Chrome	ABA2234TKHF	767580-038235		20		15.41
<b>Finish Kits</b>							
64054	Classic High-flow OFP, Push eN Lift, ORB, Pipe Size	ABA2378ORBHF	767580-038358		20	14.0	74.44
64055	Classic High-flow OFP, Push eN Lift, SN, Pipe Size	ABA2378SNHF	767580-038846		20	14.0	74.44
64056	Classic OFP, Push eN Lift, SP, Pipe Size	ABA2378SPHF	767580-037306		6	14.0	74.44
64058	Classic High-flow OFP, Push eN Lift, VB, Pipe Size	ABA2378VBHF	767580-038648		20	14.0	74.44
64059	Classic High-flow OFP, Push eN Lift, W, Pipe Size	ABA2378WHF	767580-039676		20	14.0	74.44
63246	Classic High-flow OFP, Touch Toe, CP	ABA2365CSHF	767580-045660		20		34.33
63251	Classic High-flow OFP, Touch Toe, PB	ABA2366PBCSHF	767580-045707		6		79.54
63255	Classic High-flow OFP, Touch Toe, SN	ABA2366SNCSHF	767580-045738		6		79.54
63260	Classic High-flow OFP, Touch Toe, VB	ABA2366VBCSHF	767580-045783		20		79.54
63250	Classic High-flow OFP, Touch Toe, ORB	ABA2366ORBCSHF	767580-041259		20		79.54
63283	Classic High-flow OFP, Push eN Lift, CB	ABA2378CBHF	767580-632839		20		74.44
62020	1H OFP, Flip Top, CP, incl Cvtr Bar, LONG	ABA166811	767580-010859		20		43.30
64008	1H OFP, Push eN Lift, CP, incl Bshg & Cvtr Bar	ABA1658	767580-010552		20		39.68
64009	1H OFP, Push eN Lift, CP, incl Bshg & Cvtr Bar, LONG	ABA1658L	767580-010606		20	21.0	40.47
62019	1H OFP, Push eN Lift, CP, incl Cvtr Bar, LONG	ABA1668L	767580-010873		20	21.0	43.30
64002	1H OFP, Push eN Lift, ORB	ABA1619ORB	767580-009662		20		85.19
64019	1H OFP, Push eN Lift, ORB, incl Bshg & Cvtr Bar	ABA1662ORB	767580-010743		20		90.17
64013	1H OFP, Push eN Lift, ORB, incl Bshg & Cvtr Bar - Carded	ABA1662ORBCARD	767580-079009		20		85.19
64020	1H OFP, Push eN Lift, PB, incl Bshg & Cvtr Bar	ABA1660	767580-010637		20		91.94
64015	1H OFP, Push eN Lift, PN, incl Bshg & Cvtr Bar - Carded	ABA1662PNCARD	767580-061042		20		93.67
64003	1H OFP, Push eN Lift, SN	ABA1619SN	767580-009686		20		85.19
64021	1H OFP, Push eN Lift, SN, incl Bshg & Cvtr Bar	ABA1662SN	767580-010781		20		88.51
64004	1H OFP, Push eN Lift, VB	ABA1619VB	767580-009709		20		85.19
64023	1H OFP, Push eN Lift, VB, incl Bshg & Cvtr Bar	ABA1662VB	767580-010811		20		90.17
64026	1H OFP, Touch Toe, CP, incl Bshg & Cvtr Bar	ABA1700	767580-011337		20		40.29
64049	1H OFP, Turn Top, CP, incl Bshg & Cvtr Bar	ABA1710	767580-011566		20		42.20
64029	1H OFP, Turn Top, CP, incl Bshg & Cvtr Bar - Carded	ABA1710CARD	767580-061073		12		47.10
64005	2H OFP, Push eN Lift, VB	ABA1624VB	767580-009846		20		88.93
64048	2H OFP, Turn Top CP	ABA1555	767580-008658		20	19.0	34.76
<b>Finish Kits: Includes Stopper and Strainer Only</b>							
64001	Push eN Lift, CP	ABA1625	767580-009860		20	16.0	27.40
64050	Push eN Lift, CP, w/6899 Bshg	ABA16356899	767580-010088		20		37.77
64051	Push eN Lift, ORB, w/6899 Bshg	ABA16396899ORB	767580-010170		20		91.45
* 64052	Push eN Lift, SN, w/6899 Bshg	ABA16396899SN	767580-010187		20		91.45
* 64053	Push eN Lift, VB, w/6899 Bshg	ABA16396899VB	767580-039454		20		91.45
* 64036	Trip Lever, CP	ABA1720	767580-011719		12		31.32
* 64039	Trip Lever, ORB	ABA1723ORB	767580-011894		20		76.29
64040	Trip Lever, SN	ABA1723SN	767580-011948		12		74.50
64940	Trip Lever, SN - Carded	ABA1723SNCARD	767580-055201		12		73.09



Item #	Product Description	Model Number	UPC	Cubic Ft./ Case	Units/ Case***	Lbs./ Case	List Price
<b>Waste Kits</b>							
64063	ABS Waste Only, Touch Toe, CP, Straight adapter	ABA1391	767580-005619		20		32.30
<b>Stoppers</b>							
63003	Stopper, Toe Touch, CP	ABA1580	767580-009037		20	1.1	17.07
63005	Stopper, Push eN Lift, CP	ABA1595	767580-009242		20	6.0	17.87
63004	Stopper, Push eN Lift, CP, including 3/8" and 5/16" Brass Posts	ABA1648	767580-010422		100	8.4	18.98
<b>High-flow Capacity Overflow Plates</b>							
63002	Chrome Classic High-Flow OFP	ABA2340HF	767580-036583		15	0.8	10.69
69591	Satin Nickel Classic High Flow OFP	ABA2342SNHF	767580076664		15		39.98
69594	Venetian Bronze Classic High Flow OFP	ABA2342VBHF	767580045639		20		39.98
69589	Oil-Rubbed Bronze Classic High Flow OFP	ABA2342ORBHF	767580045585		15		39.98
69590	Polished Brass Classic High Flow OFP	ABA2342PBHF	767580045592		15		39.98
68551	Polished Nickel Classic High Flow OFP	ABA2342PNHF	767580685514		15		39.98
69592	Satin Pearl Classic High Flow OFP	ABA2342SPHF	767580045615		15		39.98
69588	Biscuit Classic High Flow OFP	ABA2342BIHF	767580045578		15		39.98
<b>Solid Classic Overflow Plates</b>							
69991	Chrome Classic Solid OFP	ABA2550	767580699917		15		10.69
69992	Satin Nickel Classic Solid OFP	ABA2551	767580699924		15		22.66
69993	Venetian Bronze Classic Solid OFP	ABA2552	767580-699931		20		39.98
69994	Oil-Rubbed Bronze Classic Solid OFP	ABA2553	767580-699948		15		39.98
<b>One-Hole Overflow Plates</b>							
63001	OFP Plate, 1H, CP	ABA6835	767580-022135		15	1.5	8.42
<b>Accessories</b>							
63000	Cvtr Bar, Metal, 1 hole to 2 hole	ABA4227	767580-017780		10	0.1	6.02
69510	Test Kit, Plastic, 2 Hole	ABA6919	767580-023095		12	2.6	12.65
69513	Washer, Rubber Strainer	ABA6850	767580-022333		15	0.8	2.52
69514	Washer, Bathwaste OFP	ABA6854	767580-047992		15	1.4	2.52
69900	Classic Overflow Locking Washer	ABA2350HF	767580-699009		15		9.27
69516	Sponge Overflow Gasket	ABA6859	767580-022449		15	0.2	2.52
69998	Thin Sponge Overflow Gasket	ABA6960	767580-699986				
65500	ABS Direct Drain Shoe Only, 1-1/2"	ABA2227DD	767580655005		15	5	5.28
65600	PVC Direct Drain Tee Only, 1-1/2"	ABA2228DD	767580656002		15	5	5.28
<b>Cable Driven Tubular Plastic Waste &amp; Overflow</b>							
<b>PVC Tubular for 17" to 22" Deep Tubs</b>							
61327	Less Trim	ABA652NT	767580-041013		8		100.73
61022	Chrome	ABA652NT	767580-037801		6		164.05
61316	Satin Nickel	ABA656SN	767580-037863		6		252.12
61318	Venetian Bronze	ABA656VB	767580-040993		6		252.12
61312	Oil Rubbed Bronze	ABA656ORB	767580-040986		6		255.74
<b>PVC Tubular for 23" to 27" Deep Tubs</b>							
61321	Chrome	ABA662NT	767580-047350		6		203.85
61326	Venetian Bronze	ABA667VB	767580-047428		6		303.41
<b>Cable Driven Solid Brass Finish Kits</b>							
63300	Chrome	ABA770	767580-025303		6		79.23
63304	Polished Brass	ABA772	767580-025327		6		151.28
63306	Satin Nickel	ABA773SN	767580-048975		6		149.12
63309	Venetian Bronze	ABA773VB	767580-048999		6		151.28
63302	Oil Rubbed Bronze	ABA773ORB	767580-048951		6		149.12
63312	White	ABA773W	767580-025334		6		151.28



Item #	Product Description	Model Number	UPC	Cubic Ft/ Case	Units/ Case***	Lbs./ Case	List Price
<b>CLEANOUT COVERS - ABS FLAT with 2-1/2" WOOD SCREW</b>							
68400	ABS 4 1/2" CP	ABA1645	767580010392		25	2.50	7.93
68401	ABS 5 1/2" CP	ABA1655	767580010521		25	2.50	8.90
68402	ABS 7 1/2" CP	ABA1675	767580043499		10	5.00	13.39
68870	ABS 9 1/2" CP	ABA1695	767580011306		25		19.04
68403	ABS 4 1/2" WH	ABA1646	767580010408		25	1.25	5.28
68404	ABS 5 1/2" WH	ABA1656	767580010538		25	2.50	5.96
68869	ABS 7 1/2" WH	ABA1676	767580011115		25		9.15
68871	ABS 9 1/2" WH	ABA1696	767580011313		25		13.82
<b>CLEANOUT COVERS - ABS BELL with 2-1/2" WOOD SCREW</b>							
68450	ABS 4 1/2" CP	ABA1745	767580012440		250	2.50	14.25
68451	ABS 5 1/2" CP	ABA1755	767580012549		25	3.75	16.95
68452	ABS 7 1/2" CP	ABA1775	767580012709		25	5.00	18.74
68806	ABS 9 1/2" CP	ABA1795	767580012846		25		28.68
68453	ABS 4 1/2" WH	ABA1746	767580012457		25	2.50	10.93
68454	ABS 5 1/2" WH	ABA1756	767580012556		25	2.50	11.97
68455	ABS 7 1/2" WH	ABA1776	767580012716		25	5.00	14.62
<b>CLEANOUT COVERS - STAINLESS STEEL, 24 GA with Screw</b>							
68813	3" Stainless Steel 24 GA	ABA1840	767580013058		25		4.23
68480	4" Stainless Steel 24 GA	ABA1841	767580013065		25	3.44	5.90
68481	5" Stainless Steel 24 GA	ABA1842	767580013089		25	4.53	8.35
68482	6" Stainless Steel 24 GA	ABA1843	767580013096		25	7.03	11.30
68819	7" Stainless Steel 24 GA	ABA1844	767580013119		25		16.52
68820	8" Stainless Steel 24 GA	ABA1845	767580013126		25		17.14
68823	10" Stainless Steel 24 GA	ABA1848	767580013140		25		42.32
<b>P-Traps</b>							
68300	P-Trap LA Cast 1 1/2x1 1/2" RB	ABA102	767580001239		25	47.5	61.23
68301	P-Trap LA Cast 1 1/2x1 1/2" CP	ABA107	767580001598		25	42.8	119.10
68302	P-Trap LA Cast 1 1/2x1 1/4" CP	ABA108	767580001611		25	0.0	119.10
69511	PTrap LA Style 1.5"x1.5" ABS	ABA3221A	767580-016363		50	20.3	21.66
<b>Lav Drains</b>							
68304	Lav Drain Push eN Lift Brass CP	ABA1728	767580012051		12	11.8	57.82
68308	Lav Drain PopUp 1 1/4" CP	ABA1733	767580012327		30		31.01
68309	Lav Drain Grid 1 1/4" CP	ABA1736	767580012358		50	13.9	25.48
68361	Offset Grid Drain 1 1/4" CP	ABA1739	767580012426		20		49.05
<b>QUICK-FIT CLEANOUT FITTING</b>							
68800	Quick-Fit ABS Fits inside 2" S40 DWV	ABA200A	767580013706		50	2.50	5.96
68827	Quick-Fit PVC Fits inside 2" S40 DWV	ABA200P	767580013737		50	2.50	6.14
68801	Quick-Fit ABS Fits inside 3" S40 DWV	ABA300A	767580015250		50	2.50	6.75
68872	Quick-Fit PVC Fits inside 3" S40 DWV	ABA300P	767580015281		50	2.50	7.06
68802	Quick-Fit ABS Fits inside 4" S40 DWV	ABA400A	767580017216		50	2.50	8.60
68864	Quick-Fit PVC Fits inside 4" S40 DWV	ABA400P	767580017247		50	2.50	8.97
<b>QUICK-FIT CLEANOUT FITTING AND PLUG</b>							
68500	Quick-Fit ABS Fits inside 2" S40 DWV	ABA200CA	767580013713		50	2.50	6.63
68503	Quick-Fit PVC Fits inside 2" S40 DWV	ABA200CP	767580013720		50	2.50	6.75
68501	Quick-Fit ABS Fits inside 3" S40 DWV	ABA300CA	767580015267		50	5.00	10.44
68504	Quick-Fit PVC Fits inside 3" S40 DWV	ABA300CP	767580015274		50	7.50	10.63
68502	Quick-Fit ABS Fits inside 4" S40 DWV	ABA400CA	767580017223		50	10.00	11.91
68505	Quick-Fit PVC Fits inside 4" S40 DWV	ABA400CP	767580017230		50	10.00	11.91
68825	Quick-Fit ABS Fits inside 2" S40 DWV w/Insert	ABA200CAI	767580044496		50	3.00	10.57
68826	Quick-Fit PVC Fits inside 2" S40 DWV w/Insert	ABA200CPI	767580044502		50	3.00	10.57
68804	Quick-Fit ABS Fits inside 3" S40 DWV w/Insert	ABA300CAI	767580046124		50	5.50	14.37
68805	Quick-Fit PVC Fits inside 3" S40 DWV w/Insert	ABA300CPI	767580046131		50	8.00	14.37
68862	Quick-Fit ABS Fits inside 4" S40 DWV w/Insert	ABA400CAI	767580046278		50	10.50	17.56
68863	Quick-Fit PVC Fits inside 4" S40 DWV w/Insert	ABA400CPI	767580046285		50	10.50	17.56
<b>FLUSH-TITE CLEANOUT</b>							
85916	2" x 3" PVC Flush-Tite Cleanout with plastic plug	4895	012181-859162	0.150	10	5	12.77
85918	3" x 4" PVC Flush-Tite Cleanout with plastic plug	4896	012181-859186	0.231	10	7	15.35
85919	3" x 4" ABS Flush-Tite Cleanout with plastic plug	5896	012181-859193	0.231	10	5	16.16










Item #	Product Description	Model Number	UPC	Cubic Ft./ Case	Units/ Case***	Lbs./ Case	List Price
<b>COUNTERSUNK CLEANOUT PLUG, PLASTIC</b>							
68506	Countersunk 1-1/2" ABS	ABA3051CA	767580015496		50	2.50	2.03
68514	Countersunk 1-1/2" PVC	ABA3051CP	767580015519		50	2.50	2.09
68507	Countersunk 2" ABS	ABA3052CA	767580015557		50	2.50	2.58
68515	Countersunk 2" PVC	ABA3052CP	767580015571		50	2.50	2.58
68512	Countersunk 2-1/2" ABS	ABA3055CA	767580015731		50	2.50	4.73
68860	Countersunk 2-1/2" PVC	ABA3055CP	7675800684074		50	2.50	4.98
68509	Countersunk 3" ABS	ABA3053CA	767580015618		50	7.50	6.08
68516	Countersunk 3" PVC	ABA3053CP	767580015632		50	7.50	6.08
68513	Countersunk 3-1/2" ABS	ABA3056CA	767580015793		25	7.50	6.45
68518	Countersunk 3-1/2" PVC	ABA3056CP	767580015816		25	7.50	6.63
68511	Countersunk 4" ABS	ABA3054CA	767580015670		25	5.00	7.31
68517	Countersunk 4" PVC	ABA3054CP	767580015694		25	5.00	7.31
<b>COUNTERSUNK CLEANOUT PLUG w/INSERT</b>							
68853	Countersunk 1-1/2" ABS w/Insert	ABA3051CAI	767580015502		50	2.50	4.11
68854	Countersunk 1-1/2" PVC w/Insert	ABA3051CPI	767580015526		50	2.50	4.11
68508	Countersunk 2" ABS w/Insert	ABA3052CAI	767580015564		50	2.50	4.43
68855	Countersunk 2" PVC w/Insert	ABA3052CPI	767580015588		20	2.50	4.43
68859	Countersunk 2-1/2" ABS w/Insert	ABA3055CAI	767580015748		50	2.50	6.94
68510	Countersunk 3" ABS w/Insert	ABA3053CAI	767580015625		20	7.50	7.86
68856	Countersunk 3" PVC w/Insert	ABA3053CPI	767580015649		20	8.00	7.86
69780	Countersunk 3-1/2" ABS w/Insert	ABA3056CAI	767580015809		20	8.00	8.29
68861	Countersunk 3-1/2" PVC w/Insert	ABA3056CPI	767580015823		50	8.00	8.29
68857	Countersunk 4" ABS w/Insert	ABA3054CAI	767580015687		25	10.50	9.03
68858	Countersunk 4" PVC w/Insert	ABA3054CPI	767580015700		20	10.50	9.03
<b>SQUARE HEAD CLEANOUT PLUG</b>							
68490	Square Head ABS 1-1/2"	ABA3051RA	767580015533		50	2.50	1.79
68756	Square Head PVC 1-1/2"	ABA3051RP	767580015540		50	2.19	1.79
68491	Square Head ABS 2"	ABA3052RA	767580015595		50	2.50	1.91
68757	Square Head PVC 2"	ABA3052RP	767580015601		50	2.81	1.97
68494	Square Head ABS 2-1/2"	ABA3055RA	767580015779		50	5.00	5.83
68760	Square Head PVC 2-1/2"	ABA3055RP	767580015786		50	4.38	5.83
68752	Square Head ABS 3"	ABA3053RA	767580015656		50	18.44	4.49
68758	Square Head PVC 3"	ABA3053RP	767580015663		50	6.56	4.55
68755	Square Head ABS 3-1/2"	ABA3056RA	767580015830		25	5.00	5.04
68761	Square Head PVC 3-1/2"	ABA3056RP	767580015847		25	4.38	5.10
68493	Square Head ABS 4"	ABA3054RA	767580015717		25	12.50	6.08
68759	Square Head PVC 4"	ABA3054RP	767580015724		50	15.00	6.32
<b>BRASS SQUARE HEAD CLEANOUT PLUG</b>							
68600	Square Head Brass LA Style 1-1/2"	ABA175	767580012464		5	45.00	10.32
68601	Square Head Brass LA Style 2"	ABA176	767580012563		25	60.00	13.33
68602	Square Head Brass LA Style 2-1/2"	ABA177	767580012624		50	68.75	21.43
68603	Square Head Brass LA Style 3"	ABA178	767580012723		15	52.50	30.47
68604	Square Head Brass LA Style 3-1/2"	ABA179	767580012815		50	63.44	33.48
68605	Square Head Brass LA Style 4"	ABA180	767580012860		30	73.44	49.26
68811	Square Head Brass LA Style 5"	ABA181	767580012952		25	99.00	99.07
68812	Square Head Brass LA Style 6"	ABA182	767580013003		25		129.90
68828	Slotted Brass LA Style 1-1/2"	ABA201	767580013744		25	11.00	15.73
68650	Slotted Brass LA Style 2"	ABA202	767580013850		25	15.63	15.66
68651	Slotted Head Brass LA Style 2-1/2"	ABA203	767580013959		50	17.00	27.40
68652	Slotted Head Brass LA Style 3"	ABA204	767580014000		20	18.00	32.36
68653	Slotted Head Brass LA Style 3-1/2"	ABA205	767580014017		10	47.81	35.87
68654	Slotted Head Brass LA Style 4"	ABA206	767580014024		10		56.32
68830	Slotted Head Brass LA Style 6"	ABA208	767580014185		5		184.69
<b>BRASS SLOTTED CLEANOUT PLUG, LA STYLE, TAPPED</b>							
68655	Slotted & Tapped 5/16" Brass LA Style 1-1/2"	ABA215	767580014239		50	11.56	24.57
68656	Slotted & Tapped 5/16" Brass LA Style 2"	ABA216	767580014277		25	16.56	23.52
68831	Slotted & Tapped 5/16" Brass LA Style 2-1/2"	ABA217	767580014284		50	17.94	37.46
68657	Slotted & Tapped 5/16" Brass LA Style 3"	ABA218	767580014291		20	18.00	41.95
68658	Slotted & Tapped 5/16" Brass LA Style 3-1/2"	ABA219	767580014307		20	19.63	45.51
68659	Slotted & Tapped 5/16" Brass LA Style 4"	ABA220	767580014314		10	25.13	62.95
68832	Slotted & Tapped 5/16" Brass LA Style 5"	ABA221	767580014321		5		118.23
68833	Slotted & Tapped 5/16" Brass LA Style 6"	ABA222	767580014338		5		184.57
69257	Slotted & Tapped 1/4" Brass LA Style 1-1/2"	ABA21514	7675800055294		25	11.56	22.11
69267	Slotted & Tapped 1/4" Brass LA Style 2"	ABA21614	7675800055292		10	16.56	22.11
69258	Slotted & Tapped 1/4" Brass LA Style 2-1/2"	ABA21714	7675800055300		50	17.94	33.72
69284	Slotted & Tapped 1/4" Brass LA Style 3"	ABA21814	767580006596		20	18.00	37.71
<b>BRASS SQUARE HEAD CLEANOUT PLUG, SOUTHERN STYLE</b>							
68700	Square Head Brass Southern Style 1-1/2"	ABA235	767580014390		50	7.50	5.16
68701	Square Head Brass Southern Style 2"	ABA236	767580014420		50	7.50	8.54
68837	Square Head Brass Southern Style 2-1/2"	ABA237	767580014451		50	10.00	10.20
68839	Square Head Brass Southern Style 3"	ABA238	767580014482		15	15.00	12.65
68702	Square Head Brass Southern Style 3-1/2"	ABA239	767580014512		25	11.25	21.00
68703	Square Head Brass Southern Style 4"	ABA240	767580014543		10	13.75	20.63
68843	Square Head Brass Southern Style 5"	ABA241	767580014628		25		41.83
68845	Square Head Brass Southern Style 6"	ABA242	767580014659		30		47.30
69778	Square Head Brass Southern Style 8"	ABA243	7675800055362		25		154.35
69779	Square Head Brass Southern Style 10"	ABA244	7675800055379		25		202.01



Item #	Product Description	Model Number	UPC	Cubic Ft./ Case	Units/ Case***	Lbs./ Case	List Price
<b>BRASS COUNTERSUNK CLEANOUT PLUG, SOUTHERN STYLE</b>							
68834	Countersunk Brass Southern Style 1-1/2"	ABA235CS	767580014406		50	8.00	6.20
68750	Countersunk Brass Southern Style 2"	ABA236CS	767580045837		25	9.69	9.15
68751	Countersunk Brass Southern Style 2-1/2"	ABA237CS	767580014468		50	14.38	12.16
68492	Countersunk Brass Southern Style 3"	ABA238CS	767580014499		50	7.50	13.94
68753	Countersunk Brass Southern Style 3-1/2"	ABA239CS	767580014529		50	20.00	18.74
68754	Countersunk Brass Southern Style 4"	ABA240CS	767580014604		25	27.50	24.01
68844	Countersunk Brass Southern Style 5"	ABA241CS	767580014635		25		35.01
68846	Countersunk Brass Southern Style 6"	ABA242CS	767580014666		5		43.12
<b>BRASS COUNTERSUNK CLEANOUT PLUG, SOUTHERN STYLE, TAPPED</b>							
69272	Countersunk Tapped 5/16" Brass, 5"	ABA241CST	767580076022		25		35.01
68847	Countersunk Tapped 5/16" Brass, 6"	ABA242CST	767580014673		25		47.48
69268	Countersunk Tapped 1/4" Brass, 2"	ABA236CST14	767580075384		25		9.52
69287	Countersunk Tapped 1/4" Brass, 3"	ABA238CST14	767580076886		25		14.49
69281	Countersunk Tapped 1/4" Brass, 4"	ABA240CST14	767580076527		25		27.64



Item #	Product Description	Model Number	UPC	Cubic Ft./ Case	Units/ Case***	Lbs./ Case	List Price	
<b>MAXI VENT</b>								
20342	4" Push-Fit Rubber Connector	20342	764651-203424		6	6	66.10	
20302	4" Push-Fit Rubber Connector	20302	764651-203028		24	36	66.10	
<b>MINI VENT</b>								
20341	1 1/2" or 2" PVC Adapter	20341	764651-203417		6	3	42.42	
20301	1 1/2" or 2" PVC Adapter w/Protective Cover	20301	764651-203011		24	11	42.42	
20340	1 1/2" or 2" ABS Adapter w/Protective Cover	20340	764651-203400		6	3	42.42	
20300	1 1/2" or 2" ABS Adapter	20300	764651-203004		24	11	42.42	
<b>X-PACK MINI VENT</b>								
20305	1 1/2" or 2" PVC Adapter	20305	764651-203059		40	10	39.50	
20336	1 1/2" or 2" ABS Adapter	20336	764651-203363		40	10	39.90	
<b>REDI-VENT AAV WITH TUBULAR ADAPTER TEE</b>								
20391	AAV Tee Redi-Vent Air Admittance Valve with Tubular Adapter	20391	764651203912		6	1.5	37.32	
<b>REDI-VENT</b>								
20346	1 1/2" or 2" PVC Adapter	20346	764651-203462		24	4	36.40	
20349	1 1/2" or 2" ABS Adapter	20349	764651-203493		24	4	36.40	
20299	1 1/2" or 2" PVC Adapter	20299	764651-202991		60	8	32.79	
20298	1 1/2" or 2" ABS Adapter	20298	764651-202981		60	8	32.79	
<b>TRAP-VENT</b>								
20395	1 1/4" Trap-Vent Assembly	TV114	764651-203950	0.38	5	10	53.78	
20396	1 1/2" Trap-Vent Assembly	TV112	764651-203967	0.38	5	10	53.78	
<b>MAXI-CAP</b>								
20398	Fits on Maxi Vent	20398	764651-203981		25	25	31.35	
<b>RECESS BOX</b>								
20380	Mini Recess Box	20380	764651-203806		10	19	20.17	
20381	Mini Recess Box with Redi-Vent AAV	20381	764651-203813		10	24	46.95	
20385	Louvered Faceplate Only	20385	764651-203851		2	2	4.24	
82456	Fire Rated Air Admittance Valve Outlet Box, 1 1/2" female adaptor included	FRAAV12	012181-824566	0.810	5	11	81.26	
<b>PAPA Vent</b>								
20357	Positive Air Pressure Attenuator (PAPA Vent)	20357	764651-203578		1	10	807.19	
<b>TEC-VENT</b>								
20344	Tech Vent	20344	764651-203448		24	24	58.70	
<b>CHEM-VENT</b>								
20345	FR-PP sch 40 tail piece	20345	764651-203455		12	5	169.97	
<b>MAXI-FILTRA</b>								
20297	4" Rubber Gasket	20297	764651-202977		7	11	67.36	
20700	Replacement Cartridge <i>Note: No hub type coupling required for 3" Pipe Connection</i>	20700	764651-207002		20	9	18.86	



Boxed

Bulk

Item #	Product Description	Model Number	UPC	Cubic Ft./ Case	Units/ Case***	Lbs./ Case	List Price
--------	---------------------	--------------	-----	-----------------	----------------	------------	------------



**Lav Guard 2**

82188	One Angle Valve and Supply Cover	99-EZ	612980-099037		15	15	23.67
82189	One 16" Extension for Water Supply	EX99-EZ	612980-099136		15	11	23.56
82190	One P-Trap Cover	100-EZ	612980-100030		15	27	22.86
82191	One 14" Ext for Drain Waste Arm or Tailpiece	EX100-EZ	612980-100139		15	27	22.46
82192	One P-Trap Cover, One angle Valve & Supply Cover	101-EZ	612980-101037		15	33	44.80
82193	One P-Trap Cover, Two angle Valve & Supply Cover	102-EZ	612980-102034		15	41	57.47
82194	One P-Trap Cover, Two angle Valve & One offset cover	103-EZ	612980-103031		15	46	71.59
82195	One 5" Offset Tailpiece Wheelchair Strainer Assembly	105-EZ	612980-105035		15	9	14.12
82196	Kohler 6" Offset	105-K	612980-105219		15	0.6	15.51
82197	One Basket Strainer Cover & Offset Waste Cover	106-EZ	612980-106039		15	35	82.18
82198	Two Basket Strainer Covers & Center or End Outlet Waste Cover	107-EZ	612980-107039		1	4	110.95



**400 Series - Fits all 1-1/2" Scheudle 40 Plastic P-traps**

82199	One P-Trap Cover	400	612980-400017		15	30	24.83
82200	One P-Trap Cover, One angle Valve & Supply Cover	401	612980-401014		15	36	48.62
82201	One P-Trap Cover, Two angle Valve & Supply Cover	402	612980-402011		15	42	56.89

**Basin Guard**

82234	36" Basin Guard-White	36W	n/a		1	12	286.14
82233	36" Basin Guard-Beige	36B	n/a		1	12	286.14
82236	42" Basin Guard-White	42W	n/a		1	14	321.67
82235	42" Basin Guard-Beige	42B	n/a		1	14	321.67



**Lav Shield**

82202	Standard Lav-Shield	2018	n/a		1	7	193.64
97775	Standard Lav-Shield - Bulk	20184	n/a		4	28	193.64
82232	Lav-Shield with 7 Tamper Resistant Screws/Fasteners	2018-1-TR	n/a		1	7	212.13
82203	American Standard Comrade	2018-AS-C	n/a		1	7	203.83
82204	American Standard Declyn	2018-AS-D	n/a		1	7	203.83
82205	American Standard Lucerne	2018-AS-L	n/a		1	7	203.83
82206	American Standard Muro	2018-AS-M	n/a		1	7	203.83
82207	American Standard	2018-AS-OL	n/a		1	7	203.83
97957	American Standard Penlyn	2018ASP1	n/a		1	7	203.83
82208	Old Lucerne American Standard Roxalyn	2018-AS-R	n/a		1	7	203.83
82209	Bradley Imperial	2018-BD-I	n/a		1	7	203.83
82210	Briggs Whitman	2018-BR-W	n/a		1	7	203.83
82211	Crane Harwich	2018-CR-H	n/a		1	7	203.83
82212	Crane Norwich	2018-CR-N	n/a		1	7	203.83
82213	Crane Westmont	2018-CR-W	n/a		1	7	203.83
82214	Crane Yorkshire	2018-CR-Y	n/a		1	7	203.83
82215	Eijer Blair	2018-EL-B	n/a		1	7	203.83
82216	Eijer Delwyn	2018-EL-D	n/a		1	7	203.83
82217	Eijer Mayburne	2018-EL-M	n/a		1	7	203.83
82218	Eijer Signature	2018-EL-S	n/a		1	7	203.83
82219	Eijer Bucknell	2018-EL-U	n/a		1	7	203.83
82220	Gerber Hayes	2018-GR-H	n/a		1	7	203.83
82221	Gerber Plymouth	2018-GR-P	n/a		1	7	203.83
97962	Kohler Brenham	2018KOB1	n/a		1	7	203.83
82222	Kohler Chesapeake	2018-KO-C	n/a		1	7	203.83
82223	Kohler Greenwich, Model 202	2018-KO-G	n/a		1	7	203.83
97922	Kohler Greenwich, Model 203	2018-KON-G1	n/a		1	7	203.83
82224	Kohler Hudson	2018-KO-H	n/a		1	7	203.83
82225	Kohler Kingston	2018-KO-K	n/a		1	7	203.83
82226	Kohler Soho	2018-KO-S	n/a		1	7	203.83
82228	Mansfield 2018 HB-NS	2018-MA-N	n/a		1	7	203.83
82229	Toto LT307	2018-TO-L	n/a		1	7	203.83



Note all above Lav Shield models are available in bulk, 4 packs - Contact Customer Service.

**Standard Lav Shield with Custom Finish**



82721	Dipped LAV SHIELD - 1 Pk ARCHITECTURAL BRUSHED ALUMINUM	WTP-907	012181-827215		1	5.85	451.55
82722	Dipped LAV SHIELD - 1 Pk STAINLESS STEEL	WTP-270	012181-827222		1	5.85	451.55
82723	Dipped LAV SHIELD - 1 Pk STAINLESS STEEL OVER BLACK	WTP-270B	012181-827239		1	5.85	451.55
82726	Dipped LAV SHIELD - 1 Pk ROSEWOOD	WTP-488	012181-827260		1	5.85	451.55
82727	Dipped LAV SHIELD - 1 Pk BURLWOOD	WTP-496	012181-827277		1	5.85	451.55
82728	Dipped LAV SHIELD - 1 Pk MONACO WALNUT	WTP-538	012181-827284		1	5.85	451.55
82731	Dipped LAV SHIELD - 1 Pk BLACK MARBLE	WTP-512	012181-827314		1	5.85	451.55
82732	Dipped LAV SHIELD - 1 Pk GRAY MARBLE	WTP-659G	012181-827321		1	5.85	451.55
82733	Dipped LAV SHIELD - 1 Pk ARCHITECTURAL WHITE MARBLE	WTP-659W	012181-827338		1	5.85	451.55
82736	Dipped LAV SHIELD - 1 Pk ITALIAN LEATHER ESPRESSO	WTP-715	012181-827369		1	5.85	451.55
82741	Dipped LAV SHIELD - 1 Pk SPORT CARBON	WTP-940	012181-827413		1	5.85	451.55

**SoftGuard Plus (25 Flame Spread/450 Smoke Index)**

82521	Supply and Valve cover - White	82521	012181-825211		10	3	28.07
82522	P-Trap cover only - White	82522	012181-825228		10	4	28.82
82523	Offset cover only - White	82523	012181-825235		10	3	25.81
82524	P-Trap/1 valve - White	82524	012181-825242		10	5	45.20
82525	P-Trap/2 valve covers - White	82525	012181-825259		10	8	60.77
82527	P-Trap/2 valve covers & 1 offset cover - White	82527	012181-825273		10	9	87.51
82492	Supply and Valve cover - Black	82492	012181-824924		10	3	29.40
82494	Offset cover only - Black	82494	012181-824948		10	3	25.81
82495	P-Trap/1 valve - Black	82495	012181-824955		10	5	45.20
82496	P-Trap/2 valve covers - Black	82496	012181-824962		10	8	61.64
82528	Soft-Guard Plus Disposal Cover - White	82528	012181-825280		4	4	120.56



**Dry Lift Series**

87090	ToughPan Dry Lift WH Pan 23" w/ CPVC Adapter	VP23RC	182823000310		1	2.4	22.2892
87091	ToughPan Dry Lift WH Pan 23" w/ PVC Adapter	VP23RP	182823000754		1	2.4	22.145
87092	ToughPan Dry Lift WH Pan 25" w/ CPVC Adapter	VP25RC	182823000327		1	2.7	24.3492
87093	ToughPan Dry Lift WH Pan 25" w/ PVC Adapter	VP25RP	182823000761		1	2.7	24.2005
87094	ToughPan Dry Lift WH Pan 27" w/ CPVC Adapter	VP27RC	182823000334		1	3	26.9242
87095	ToughPan Dry Lift WH Pan 27" w/ PVC Adapter	VP27RP	182823000778		1	3	26.78



**Pro Series**

IPS Corporation - Plumbing Division - List Price Sheet

Item #	Product Description	Model Number	UPC	Cubic Ft./ Case	Units/ Case***	Lbs./ Case	List Price
87110	ToughPan PRO WH Pan 19" w/ CPVC Adapter	VP19PC	182823000532		1	1.51	13.7402
87111	ToughPan PRO WH Pan 19" w/ PVC Adapter	VP19PP	182823000549		1	1.51	13.596
87112	ToughPan PRO WH Pan 21" w/ CPVC Adapter	VP21PC	182823000518		1	1.67	14.7702
87113	ToughPan PRO WH Pan 21" w/ PVC Adapter	VP21PP	182823000525		1	1.67	14.626
87114	ToughPan PRO WH Pan 23" w/ CPVC Adapter	VP23PC	182823000266		1	1.85	16.3152
87115	ToughPan PRO WH Pan 23" w/ PVC Adapter	VP23PP	182823000938		1	1.85	16.171
87116	ToughPan PRO WH Pan 25" w/ CPVC Adapter	VP25PC	182823000273		1	2.25	18.3752
87117	ToughPan PRO WH Pan 25" w/ PVC Adapter	VP25PP	182823000945		1	2.25	18.231
87118	ToughPan PRO WH Pan 27" w/ CPVC Adapter	VP27PC	182823000280		1	2.5	21.4652
87119	ToughPan PRO WH Pan 27" w/ PVC Adapter	VP27PP	182823000962		1	2.5	21.321
87120	ToughPan PRO WH Pan 31" w/ CPVC Adapter	VP31PC	182823000297		1	3	25.0702
87121	ToughPan PRO WH Pan 31" w/ PVC Adapter	VP31PP	182823000969		1	3	24.926
<b>Adapters</b>							
87140	ToughPan Adapter PVC	VAPVC			1	.1	3.193
87142	ToughPan Adapter CPVC	VACPVC			1	.1	3.3372

