

SEDIMENT PLEATED FILTER CARTRIDGES

WCL AND WCP SERIES



GENERAL FEATURES/BENEFITS

- ◆ Manufactured from durable, pleated media that is suitable for a wide range of filtration uses
- ◆ Filter media is pleated around a polypropylene core for added strength
- ◆ Pleated technology maximizes dirt-holding capacity and extends the time period between changes or cleaning
- ◆ Cartridges are resistant to chemical attack, making them suitable for a variety of residential, commercial and industrial applications*
- ◆ Designed for use on chlorinated water supplies

WCL SEDIMENT CELLULOSE PLEATED CARTRIDGES

- ◆ Specifically manufactured from cellulose pleated media and are designed for general water filtration purposes
- ◆ Economically priced and highly effective at reducing sediment particles down to 20 microns in size*

WCP SEDIMENT CELLULOSE POLYESTER PLEATED CARTRIDGES

- ◆ Manufactured from a special formulation of resin-impregnated cellulose and polyester fibers
- ◆ Unique blend of materials provides higher wet strength
- ◆ Deliver high flow rates and dirt-holding capacity while maintaining extremely low pressure drops
- ◆ Reduce sediment particles down to 5 microns in size*

* Based on manufacturer's internal testing.

SPECIFICATIONS AND PERFORMANCE

Filter Media






WCL Cellulose
WCP Cellulose/Polyester

Seal Type

Vinyl plastisol

Temperature Rating

WCL 40-145°F (4.4-62.8°C)
WCP 40-125°F (4.4-51.7°C)

MODEL #	PART #	MAXIMUM DIMENSIONS	MICRON RATING	INITIAL ΔP (PSI) @ FLOW RATE (GPM)**	APPLICATION	HOUSING SIZE
W20CLA	155001-52	2.63" x 9.75" (67 mm x 248 mm)	20	2.4 psi @ 10 gpm (0.17 bar @ 38 Lpm)	 WHOLE HOUSE	10" Standard and Slim Line®
W20CLHD	155405-51	4.5" x 9.75" (114 mm x 248 mm)	20	1.2 psi @ 10 gpm (0.08 bar @ 38 Lpm)	 WHOLE HOUSE	10" Big Blue®, Heavy-Duty
W20CLHD20	155305-51	4.5" x 20" (114 mm x 508 mm)	20	1.2 psi @ 10 gpm (0.08 bar @ 38 Lpm)	 WHOLE HOUSE	20" Big Blue, Heavy-Duty
W5CP	155182-52	2.63" x 9.75" (67 mm x 248 mm)	5	1.0 psi @ 10 gpm (0.07 bar @ 38 Lpm)	 UNDERSINK	10" Standard and Slim Line
W5CPHD	155184-51	4.5" x 9.75" (114 mm x 248 mm)	5	1.0 psi @ 20 gpm (0.07 bar @ 76 Lpm)	 WHOLE HOUSE	10" Big Blue, Heavy-Duty

** Based on manufacturer's internal testing. Not Tested or Certified by NSF.

WARNING: Do not use with water that is microbiologically unsafe or of unknown quality without adequate disinfection before or after the system.



13845 Bishops Dr. | Suite 200 | Brookfield, WI 53005 | United States
P: 262.238.4400 | Customer Service: 800.279.9404 | tech-support@pentair.com | pentair.com

All indicated Pentair trademarks and logos are property of Pentair. Third party registered trademarks and logos are the property of their respective owners.

© 2022 Pentair. All rights reserved.