



ANCHORS & KITS





ANCHORS & KITS



B

Tapered with Wings PC 4370



- Tapered with Wings
- Plastic
- Packed in Invincibox™
- Wings Secure Anchor From Spinning

Plastic anchors: Tapered with Wings. Drill a hole into drywall, concrete, brick or block and insert anchor. The screw is then installed through the fixture into the anchor. Used for light duty work.

CAT NO	UPC	SCREW SIZE	DRILL SIZE	LENGTH	COLOR	STD	SLEEVE	MSTR	WT/STD	UNIT
121	31430	4-6-8	3/16"	1"	White	100	500	4000	0.11#	C
122	31432	8-10-12	1/4"	1-1/4"	Yellow	100	500	3000	0.20#	C
123	31434	12-14-16	5/16"	1-1/2"	Green	50	250	1500	0.15#	C

Tapered with Collar PC 4370



- Tapered with Collar
- Plastic
- Packed in Invincibox™

Plastic anchors: Tapered w/Collar. Drill a hole into drywall, concrete, brick or block and insert anchor. The screw is then installed through the fixture into the anchor. Used for light duty work.

CAT NO	UPC	SCREW SIZE	DRILL SIZE	LENGTH	COLOR	STD	SLEEVE	MSTR	WT/STD	UNIT
20	15080	4-6-8	3/16"	3/4"	Red	100	500	4000	0.08#	C
21	15085	6-8-10	3/16"	7/8"	Red	100	500	4000	0.08#	C
22	15090	8-10-12	1/4"	1"	Red	100	500	3000	0.15#	C
23	15095	12-14-16	5/16"	1-1/2"	Red	50	250	1500	0.14#	C

Straight PC 4370



- Straight
- Ribbed Body
- Plastic
- Packed in Invincibox™

Plastic anchors: Straight. Drill a hole into drywall, concrete, brick or block and insert anchor. The screw is then installed through the fixture into the anchor. Used for light duty work.

CAT NO	UPC	SCREW SIZE	DRILL SIZE	LENGTH	COLOR	STD	SLEEVE	MSTR	WT/STD	UNIT
221	16085	6-8	3/16"	1"	White	100	500	4000	0.15#	C
222	16090	10-12	1/4"	1"	Green	100	500	3000	0.22#	C
223	16095	12-14	5/16"	1-1/2"	Blue	50	250	1500	0.23#	C

Nylon Button Head with Pins PC 4370



- Straight
- Ribbed Body
- Nylon
- Steel Pin

Nylon button head anchors with pins. Fast and easy to install. Position the fixture, drill a hole into concrete, brick or block and insert anchor through the fixture into the hole. Hammer the nail to spread and secure anchor. Used for light duty work.

CAT NO	UPC	SIZE	LENGTH	COLOR	STD	SLEEVE	MSTR	WT/STD	UNIT
1711	10070	3/16"	1"	White	100	500	3000	0.55#	C
1714	10075	1/4"	1"	White	100	500	3000	0.57#	C

Triple Grip PC 4370



- Claws Grip For Strength
- Wings For Strength and Vibration Resistance
- Core Expands For additional Holding Power



CAT NO	UPC	SCREW SIZE	DRILL SIZE	LENGTH	COLOR	STD	SLEEVE	MSTR	WT/STD	UNIT
6	81643	#6	1/4"	1-1/4"	Beige	100	500	4000	0.91#	C
8	81644	#8	1/4"	1-1/4"	Gray	100	500	4000	0.97#	C
10	81645	#10	5/16"	1-1/2"	Blue	50	250	1500	0.60#	C
12	81646	#12	3/8"	1-1/2"	Green	50	250	1500	1.23#	C

See new products at Ihdottie.com

Dottie





Wall Driller Anchors - Boxed PC 4465

Wall Driller: Used only in drywall, this anchor has better pullout and shear values than plastic anchors. Installed by inserting Phillips or square drive bit into the anchor and driving it into the drywall until flush. Use the same bit to insert the proper sheet metal screw to mount the fixture. The anchor is easy to spot and will not break out the backing of the drywall. No drill bit needed.

- Wall Driller
- Anchors Only
- Boxed
- Zinc or Nylon
- Not Recommended for Ceiling Applications

CAT NO	UPC	USE SCREW	ANCHOR	DRYWALL	STD	MSTR	WT/STD	UNIT
WD6	29770	#6	Zinc	3/8", 1/2"	100	1000	0.83#	C
WD6N	29771	#6	Nylon	3/8", 1/2"	100	1000	0.23#	C
WD8	29776	#8	Zinc	3/8", 1/2", 5/8"	100	1000	1.72#	C
WD8N	29777	#8	Nylon	3/8", 1/2", 5/8"	100	1000	0.48#	C

Screws & Bit not provided. Use 6 x 1 SMS with WD6, Use 8 x 1-1/4 SMS with WD8, Use #2 bit for both. See Page B14 for Wall Driller Kits.

CAT NO	SCREW	MATERIAL	ANCHOR SPECIFICATIONS					
			3/8" DRYWALL		1/2" DRYWALL		5/8" DRYWALL	
			TENSILE	SHEAR	TENSILE	SHEAR	TENSILE	SHEAR
WD6N	#6	Nylon	55	110	60	120	N/A	N/A
WD6	#6	Zinc	55	110	60	120	N/A	N/A
WD8N	#8	Nylon	60	120	68	132	90	200
WD8	#8	Zinc	60	120	68	132	90	200

All values are ultimate loads and should be used as a guide only. Actual results may vary. It is recommended to apply a minimum safety factor of 4 to 1 to these loads. #6 sheet metal screws were used in tests with #6 Wall Driller. #8 sheet metal screws were used in tests with #8 Wall Driller.



Driller Toggle - Boxed PC 4461



- Driller Toggle
- Includes Screws
- Reusable
- Metal/Engineered Plastic

CAT NO	UPC	CONTENTS	STD	MSTR	WT/STD	UNIT
WDT83BX	81489	1/8" Driller Toggle (1/8" x 3" Truss Hd. Mach. Screws)	50	500	1.55#	C
WDT363BX	81490	3/16" Driller Toggle (3/16" x 3" Truss Hd. Mach. Screws)	50	500	2.25#	C
WDT43BX	81491	1/4" Driller Toggle (1/4" x 3" Truss Hd. Mach. Screws)	50	200	3.65#	C

Power Bit not provided. See page B15 for Driller Toggle Kit.

FEATURES

- No Pre-Drilling
- Quick & Easy
- Ideal for Ceiling Applications
- Combo Truss Head Screws
- Versatile for 3/8", 1/2" and 5/8" Drywall!



TEST RESULTS		
DRYWALL THICKNESS	TENSION (LBS)	SHEAR (LBS)
3/8"	87	231
1/2"	106	253
5/8"	160	285

NOTE: The values listed above are ultimate load capacities which should be reduced by a minimum safety factor of 4 or greater to determine the allowable working load.



Zamac Anchors - Hammer Screws PC 4495



- Zamac Alloy with Carbon Steel Screw Drive
- Use for Concrete, Block, Brick, Stone
- Not Recommended for Ceiling Applications

The Zamac Hammer Screw® is a unique, one-step drive anchor featuring a Phillips head and a screw thread. Designed to provide a removable anchor with 40% higher tension load capacities when installed in concrete.

CAT NO	UPC	ANCHOR SIZE	DRILL SIZE	STD	MSTR	WT/STD	UNIT
ZAS75	59360	1/4 x 3/4"	1/4"	100	500	1.50#	C
ZAS100	59361	1/4 x 1"	1/4"	100	500	1.75#	C
ZAS125	59362	1/4 x 1-1/4"	1/4"	100	500	2.25#	C
ZAS150	59363	1/4 x 1-1/2"	1/4"	100	500	2.50#	C
ZAS200	59364	1/4 x 2"	1/4"	100	500	3.00#	C

Zamac Anchors PC 4490



- Zamac Alloy with Carbon Steel Pin
- Use for Concrete, Block, Brick, Stone
- Not recommended for Ceiling Applications

Zamac anchors have better shear resistance than plastic pin anchors. Fast and easy to install. Position the fixture, drill a hole through the fixture or through an existing hole in fixture into concrete, brick or block and insert anchor through the fixture into the hole until flush. Hammer the nail to spread and secure anchor. Used for light duty work.

CAT NO	UPC	ANCHOR SIZE	DRILL SIZE	STD	MSTR	WT/STD	UNIT
ZA78	59350	3/16 x 7/8"	3/16"	100	500	0.75#	C
ZA75	59348	1/4 x 3/4"	1/4"	100	500	1.50#	C
ZA100	59352	1/4 x 1"	1/4"	100	500	1.75#	C
ZA125	59354	1/4 x 1-1/4"	1/4"	100	500	2.25#	C
ZA150	59356	1/4 x 1-1/2"	1/4"	100	500	2.50#	C
ZA200	59358	1/4 x 2"	1/4"	100	500	3.00#	C

Drive Pins PC 4480



- Drive Pins
- 1/4" Head
- Steel

Drive pins are installed with a stud driver. The pin is inserted into the driver which is placed onto the item to be fastened. Using a sledge or drilling hammer, drive the pin home. Will drive through metal into concrete.

CAT NO	UPC	LENGTH	STD	MSTR	WT/STD	UNIT
HD220	29005	3/4"	100	4000	0.51#	C
HD230	29010	1"	100	4000	0.66#	C
HD240	29015	1-1/4"	100	3000	0.77#	C
HD255	29020	1-1/2"	100	3000	0.88#	C
HD260	29025	2"	100	3000	0.99#	C

Stud Driver PC 4482



- Use With 1/4" Pins
- Cushioned Grip

Drive pins are installed with a stud driver. The pin is inserted into the driver which is placed onto the item to be fastened. Using a sledge or drilling hammer, drive the pin home. Will drive through concrete.

CAT NO	UPC	STD	MSTR	WT/STD	UNIT
HD	15755	1	6	0.66#	Ea

* Hammer not included





Machine Screw Anchors PC 4520

Machine screw (lead) anchors: Performs well in a variety of concrete strengths, can be used in brick. Any head style screw can be used. The screw can be easily removed or loosened and retightened. Vibration does not affect the lead insert's hold on the concrete. Adapts well to hole size variations. Drill hole in concrete and drop anchor expander side down into hole. Place setting tool over anchor and hammer until set.

- Medium Duty
- Tool Not Included
- Caution! Always Wear Eye Protection

CAT NO	UPC	ANCHOR SIZE	DRILL SIZE	INSTALL TOOL	STD	MSTR	WT/STD	UNIT
MA2	29910	8-32	5/16"	ST2	100	1000	1.00#	C
MA3	29915	10-24	3/8"	ST3	100	1000	1.75#	C
MA5	29925	1/4-20	1/2"	ST5	100	600	4.50#	C
MA6	29930	5/16"	5/8"	ST6	50	300	3.90#	C
MA7	29935	3/8"	3/4"	ST7	50	300	7.00#	C
MA8	29940	1/2"	7/8"	ST8	50	300	9.50#	C

ST Tool must be used for proper installation (sold separately).



"ST" Tools for MA Anchors PC 4530

"ST" tool must be used for proper installation. Sold separately from MA anchors

CAT NO	UPC	SIZE	USE FOR	STD	MSTR	WT/STD	UNIT
ST2	17600	8-32	MA2	1	10	0.07#	Ea
ST3	17605	10-24	MA3	1	10	0.09#	Ea
ST5	17610	1/4-20	MA5	1	10	0.17#	Ea
ST6	17615	5/16"	MA6	1	10	0.27#	Ea
ST7	17620	3/8"	MA7	1	10	0.42#	Ea
ST8	17625	1/2"	MA8	1	10	0.53#	Ea



Toggle Anchors - Nylon PC 4320

Nylon Toggle Anchors: After proper size hole is drilled, fold and insert anchor into hole. In solid concrete it will act as a conventional anchor, in hollow wall installations the anchor opens like a toggle bolt.

- Toggle Anchors
- Nylon
- Screws Not Provided
- Caution! Always Wear Eye Protection

CAT NO	UPC	SCREW/SIZE	DRILL SIZE	WALL THICKNESS	STD	MSTR	WT/STD	UNIT
NT14L	66790	8 x 1-1/2"	1/4"	1/2" Drywall	100	1000	0.26#	C
NT38L	66795	10 x 1-1/2"	3/8"	5/8" Drywall	100	1000	0.51#	C

See B15 For Kits (NTK14L & NTK38L)



Strap Toggle PC 4375

The Strap-Toggle is a heavy duty hollow wall anchor designed for use in base materials such as plaster, wallboard, or hollow tile. The Strap Toggle is a pre-assembled anchor consisting of a carbon steel wing and a locking cap/ratchet leg assembly molded from engineered plastic. It is available in both 3/16" and 1/4" size. When compared to traditional toggles, this unique anchor can be installed in a smaller hole and does not require a fixture or screw to set it. The anchor can be easily adjusted to accommodate a wall thickness of up to 2-1/2". The toggle remains captive.

- Strap Toggle
- Nylon
- Screws Not Provided
- Reusable
- Caution! Always Wear Eye Protection

CAT NO	UPC	SCREW/SIZE	DRILL SIZE	WALL THICKNESS	STD	MSTR	WT/STD	UNIT
ST36	10536	3/16 x 4"	1/2"	2-1/2"	50	250	1.64#	C
ST25	10525	1/4 x 4"	1/2"	2-1/2"	50	250	1.66#	C

See B15 For Kits



Wall Grip / Wall Drive Anchors PC 4435

- Wall Grip / Wall Drive
- Drive Style Anchor
- Does Not Require a Predrilled Hole

- Steel
- Caution! Always Wear Eye Protection

Wall Grip Anchors: Also known as "Mollies" or Molly Bolts. Made for hollow wall installations. When tightened, the body pulls up to enable the anchor to secure itself to very thin walls such as paneling.



CAT NO	UPC	SIZE	GRIP RANGE	DRILL	STD	MSTR	WT/STD	UNIT
Wall Grip								
WG18S	31400	1/8"	1/8"-1/2"	5/16"	100	1000	1.20#	C
WG18L	31402	1/8"	5/8"-7/8"	5/16"	100	1000	1.70#	C
WG316S	31404	3/16"	1/8"-5/8"	3/8"	50	500	1.70#	C
WG316L	31406	3/16"	5/8"-1-3/16"	3/8"	50	500	2.04#	C
WG14S	31408	1/4"	1/8"-5/8"	1/2"	50	500	2.45#	C
WG14L	31410	1/4"	5/8"-1-3/16"	1/2"	50	500	2.94#	C
Wall Drive Anchors								
18SD	31412	1/8"	1/8"-1/2"		100	1000	1.40#	C
18SLD	31414	1/8"	1/8"-13/16"		100	1000	1.75#	C

Lag Shields PC 4450

- Lag Shields
- Short & Long Styles
- Zamac Metal

- Caution! Always Wear Eye Protection

Lag shields: Allows for using lag screws in materials such as mortar joints, poured concrete, brick and concrete blocks.



CAT NO	UPC	SIZE	DIA	MIN DEPTH	TENSILE	STD	MSTR	WT/STD	UNIT
HLS (Short) for Hard Masonry									
HLS14	31200	1/4"	1/2"	1"	1450#	100	1000	1.98#	C
HLS516	31205	5/16"	1/2"	1-1/4"	1500#	100	1000	2.68#	C
HLS38	31210	3/8"	5/8"	1-3/4"	1600#	50	500	2.30#	C
HLS12	31215	1/2"	3/4"	2"	2000#	25	250	2.07#	C
SLS (Long) for Soft Masonry									
SLS14	31230	1/4"	1/2"	1-1/2"	1600#	50	500	3.90#	C
SLS516	31235	5/16"	1/2"	1-13/16"	1700#	50	500	5.40#	C
SLS38	31240	3/8"	5/8"	2-1/2"	1800#	50	500	2.30#	C
SLS12	31245	1/2"	3/4"	3"	2750#	25	250	2.07#	C

Pipe Spike PC 4380

- One Piece Design
- Vibration Resistant
- Approved for Overhead

The Pipe Spike is designed primarily for use when hanging threaded rod. Using a special manufacturing process the anchor is formed with a "S" shaped configuration at the working end of the anchor to create an expansion mechanism. As the anchor is driven into the hole, the expansion mechanism is compressed and flexes to the size of the hole.



CAT NO	UPC	SIZE	CONTENTS	STD	MSTR	WT/STD	UNIT
PS25	81492	1/4"	Pipe Spike for 1/4" Rod Hanging	100	600	4.00#	C
PS38	81493	3/8"	Pipe Spike for 3/8" Rod Hanging	50	300	4.00#	C

Pre-Tied Ceiling Wire With Clip PC 4385

- 12 Gauge Wire
- Includes 1-1/4" Pin & Clip

- Galvanized Finish
- ICC# ESR1530

Pre-Tied Ceiling Wires are installed with low velocity powder actuated tools in poured concrete deck.



CAT NO	UPC	DESCRIPTION	STD	MSTR	WT/STD	UNIT
CWC	81936	6' Pre-Tied ceiling wire with 1-1/4" Pin & Clip	100	100	22.00#	C



Drop In Anchors PC 4500, 4310

Drop In Anchors: This steel anchor performs well in a variety of concrete strengths. Can be used in brick. Any head style screw can be used. The screw can easily be removed or loosened and retightened. Drill hole in concrete and drop anchor into hole. Place setting tool over anchor and hammer until set.

- Drop In
- Zinc Plated Steel
- Stainless Steel
- Caution! Always Wear Eye Protection

CAT NO	UPC	ANCHOR SIZE	DRILL SIZE	REQUIRED TOOL	STD	MSTR	WT/STD	UNIT
Steel Zinc Plated - PC 4500								
DA25	27600	1/4-20	3/8"	AT25	100	1000	2.00#	C
DA38	27605	3/8-16	1/2"	AT38	50	500	3.00#	C
DA50	27610	1/2-13	5/8"	AT50	50	250	6.00#	C
DA58	27615	5/8-11	7/8"	AT58	25	125	6.00#	C
DA75	27620	3/4-10	1"	AT75	10	50	4.80#	C
Stainless Steel - PC 4310								
DAS25	70260	1/4-20	3/8"	AT25	100	1000	2.00#	C
DAS38	70262	3/8-16	1/2"	AT38	50	500	3.00#	C
DAS50	70264	1/2-13	5/8"	AT50	50	250	6.00#	C
DAS58	70266	5/8-11	7/8"	AT58	25	125	6.00#	C
DAS75	70268	3/4-10	1"	AT75	10	50	4.80#	C

("AT" Tool - SOLD SEPARATELY - Must Be Used For Proper Installation)



"AT" Tool For DA Anchors PC 4510

"AT" tool must be used for proper installation. Sold separately from DA/DAS anchors

CAT NO	UPC	SIZE	ANCHOR TYPE	STD	MSTR	WT/STD	UNIT
AT25	27630	1/4"	DA25/DAS25	1	10	0.14#	Ea
AT38	27635	3/8"	DA38/DAS38	1	10	0.25#	Ea
AT50	27570	1/2"	DA50/DAS50	1	10	0.41#	Ea
AT58	27575	5/8"	DA58/DAS58	1	10	0.55#	Ea
AT75	27580	3/4"	DA75/DAS75	1	10	0.77#	Ea



Sleeve Anchors - Zinc Plated PC 4550

Sleeve Anchors: Similar to the wedge anchor. It can be used in the same materials as the wedge anchor, but can also be used in soft concretes because the compression load can be distributed over a longer length. Can be installed through the fixture. Assemble nut and washer on stud and insert into predrilled hole. Anchor is hammered into hole until the nut is seated.

- Sleeve
- Hex or Acorn Nut
- Zinc Plated
- Available In Larger Diameters & Lengths

CAT NO	UPC	SIZE	BOLT LENGTH	DRILL DIA	MIN. EMBED	STD	MSTR	WT/STD	UNIT
Acorn Nut									
SA14138	59330	1/4 x 1-3/8"	1-21/32"	1/4"	1-1/8"	100	600	2.75#	C
SA14214	59332	1/4 x 2-1/4"	2-9/16"	1/4"	1-1/8"	100	600	3.25#	C
Hex Nut									
SA516112	59334	5/16 x 1-1/2"	1-13/16"	5/16"	1-3/8"	100	600	4.25#	C
SA516212	59336	5/16 x 2-1/2"	2-11/16"	5/16"	1-1/2"	100	500	5.75#	C
SA38178	59338	3/8 x 1-7/8"	2-3/16"	3/8"	1-5/8"	50	300	3.50#	C
SA38300	59340	3/8 x 3"	3-5/16"	3/8"	1-5/8"	50	250	5.00#	C
SA12214	59342	1/2 x 2-1/4"	2-7/8"	1/2"	2-1/8"	25	150	3.50#	C
SA12300	59344	1/2 x 3"	3-3/8"	1/2"	2-1/4"	25	150	4.30#	C
SA12400	59346	1/2 x 4"	4-3/8"	1/2"	2-1/4"	25	150	5.50#	C



Wedge Anchors Full Thread Zinc Plated - PC 4540



- Wedge
- Full Thread
- Zinc Plated
- Available In Larger Diameters & Lengths
- Caution! Always Wear Eye Protection

Wedge anchors can be installed through the fixture. Assemble nut and washer until the nut is flush with the top of the anchor, insert into predrilled hole. Hammer anchor into hole until the washer is flush with surface of the fixture. Expand the anchor

CAT NO	UPC	ANCHOR HOLE DIA	OVERALL LENGTH	THREAD LENGTH	STD	MSTR	WT/STD	UNIT
W14134	59300	1/4-20	1-3/4"	3/4"	100	600	3.00#	C
W14214	59302	1/4-20	2-1/4"	1-1/4"	100	600	3.50#	C
W14314	59304	1/4-20	3-1/4"	2-1/4"	100	600	4.75#	C
W38214	59306	3/8-16	2-1/4"	1-1/4"	50	300	4.37#	C
W38234	59307	3/8-16	2-3/4"	1-5/8"	50	300	4.75#	C
W38300	59308	3/8-16	3"	1-7/8"	50	300	5.37#	C
W38334	59310	3/8-16	3-3/4"	2-5/8"	50	300	6.37#	C
W38500	59311	3/8-16	5"	3-7/8"	50	300	7.75#	C
W12234	59312	1/2-13	2-3/4"	1-3/8"	50	200	9.00#	C
W12334	59313	1/2-13	3-3/4"	2-3/8"	50	200	11.50#	C
W12400	59314	1/2-13	4-1/2"	3-1/8"	50	200	14.00#	C
W12512	59316	1/2-13	5-1/2"	4-1/8"	50	150	16.00#	C

The published length is the overall length of the anchor. Allow for fixture thickness plus one anchor diameter for the nut and washer thickness when selecting a length.

Wedge Anchors Full Thread Stainless Steel PC 4310



- Wedge
- Full Thread
- Stainless Steel
- Available In Larger Diameters & Lengths

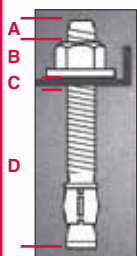
Stainless Steel Wedge Anchors resist corrosion and are ideal for applications where chemical resistance is required. Stainless can be mildly magnetic. ICC Approval (Pending).

CAT NO	UPC	ANCHOR HOLE DIA	OVERALL LENGTH	THREAD LENGTH	STD	MSTR	WT/STD	UNIT
WS14134	70310	1/4-20	1-3/4"	3/4"	100	600	3.00#	C
WS14214	70312	1/4-20	2-1/4"	1-1/4"	100	600	3.50#	C
WS14314	70314	1/4-20	3-1/4"	2-1/4"	100	600	4.75#	C
WS38214	70320	3/8-16	2-1/4"	1-1/4"	50	300	4.37#	C
WS38234	70322	3/8-16	2-3/4"	1-5/8"	50	300	4.75#	C
WS38300	70324	3/8-16	3"	1-7/8"	50	300	5.37#	C
WS38334	70326	3/8-16	3-3/4"	2-5/8"	50	300	6.37#	C
WS38500	70328	3/8-16	5"	3-7/8"	50	300	7.75#	C
WS12234	70340	1/2-13	2-3/4"	1-3/8"	50	200	9.00#	C
WS12334	70342	1/2-13	3-3/4"	2-3/8"	50	200	11.50#	C
WS12400	70344	1/2-13	4-1/2"	3-1/8"	50	200	14.00#	C
WS12512	70346	1/2-13	5-1/2"	4-1/8"	50	150	16.00#	C

The published length is the overall length of the anchor. Allow for fixture thickness plus one anchor diameter for the nut and washer thickness when selecting a length.

TECH TALK

Selection



- A** 3 turns of nut (approx. 1/2 bolt dia.) +
B Nut & washer thickness (approx. 1 bolt dia.) +
C Fixture thickness +
D Minimum embedment (min. 4112 bolt dia.) =
Minimum Anchor Length
 If minimum anchor length falls between 2 sizes, use longer size. The maximum recommended anchor embedment should be 80% of the base material thickness. If a concrete slab is 10" thick, an 8" depth would be the maximum recommended anchor embedment.

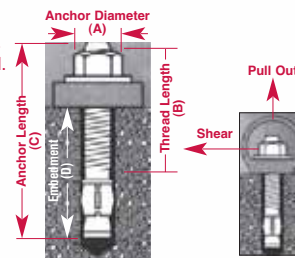
Installation



1. Use a carbide bit (ANSI B94 12) the same size as the bolt dia. Drill hole deeper than bolt embed. (min. 4.5 dia.) Do not use core bits. Maintain accurate hole size.
2. Clean hole debris
3. Add washer + thread nut flush with top of bolt. Drive bolt into hole thorough item to be fastened.
4. To set, tighten nut 3-4 full turns or consult chart for guide installation torque.

NOTE: Using in concrete cured less than 28 days will greatly reduce anchor strength.
 WARNING: WEAR SAFETY GOGGLES

Terminology



See new products at Ihdottie.com

Dottie





Steel Bottom Mount Rod Hangers PC 4600

CAT NO	UPC	ROD SIZE	SCREW SHANK SIZE/LENGTH	POINT STYLE	SELF DRILLING RANGE	STD	MSTR	WT/STD UNIT	
#3 For Purlins									
SSM14B B	17591	1/4"	1/4"-20 x 1"	#3	0.036" – 0.188"	100	600	7.50#	C
SSM38BR B N	17592	3/8"	1/4"-20 x 1-1/2"	#3	0.036" – 0.188"	100	500	8.01#	C
#5 For Beams									
SSM12BR B N	17597	1/2"	12-24 x 1-1/2"	#5	0.188" – 0.500"	100	500	8.01#	C

Mount Direction: **B** = Bottom Mount **B N** = Bottom Mount With Nut



Steel Side Mount Rod Hangers PC 4600

CAT NO	UPC	ROD SIZE	SCREW SHANK SIZE/LENGTH	POINT STYLE	SELF DRILLING RANGE	STD	MSTR	WT/STD UNIT	
#3 For Purlins									
SSM14S S	17593	1/4"	1/4"-20 x 1"	#3	0.036" – 0.188"	100	600	7.30#	C
SSM38SR S N	17594	3/8"	1/4"-20 x 1-1/2"	#3	0.188" – 0.520"	100	500	7.00#	C

Mount Direction: **S** = Side Mount **S N** = Side Mount With Nut

ULTIMATE LOAD CAPACITIES INSTALLED IN MINIMUM ASTM A 36 STEEL (PURLINS AND BEAMS)

ROD DIA		SCREW SHANK	STEEL GAUGE (THICKNESS)						
			20	18	16	14	12	3/16"	1/4"
1/4"	B	1/4"-20 x 1"	1,550	1,550	1,775	1,775	2,050	3,850	5,040
1/4"	S	1/4"-20 x 1"	1,550	1,550	1,775	1,775	2,050	3,850	2,050
3/8"	B N	1/4"-20 x 1-1/2"	1,550	1,550	1,775	1,775	2,050	3,850	5,040
3/8"	S N	1/4"-20 x 1-1/2"	1,550	1,550	1,775	1,775	2,050	3,850	2,050
1/2"	B N	12-24 x 1-1/2"	-	-	920	1,560	2,050	3,280	5,040

Mount Direction: **B** = Bottom Mount **B N** = Bottom Mount With Nut **S** = Side Mount **S N** = Side Mount With Nut

Dottie Steel Rod Hangers loaded perpendicular to the threaded rod (shear) the ultimate load capacity for the anchor is 1,965 lbs in nominal 20 gauge steel (0.036"). Steel Dottie Rod Hangers are recommended to be installed with the Universal Steel & Wood Nut Driver UNIB.



Steel Rod Hanger



Wood Rod Hanger



Concrete Rod Hanger



Dottie

To Order: Phone (323)725-1000 / Fax (323)721-0000

Wood Bottom Mount Rod Hangers PC 4600



CAT NO	UPC	ROD SIZE	SCREW SHANK SIZE/LENGTH	POINT STYLE	PRE-DRILL (IF REQUIRED)	STD	MSTR	WT/STD	UNIT
SSW14B B	17586	1/4"	1/4" x 2"	Type 17	1/8"	100	500	8.04#	C
SSW38B B	17587	3/8"	1/4" x 2"	Type 17	1/8"	100	500	7.10#	C
SSW38BUL B *	17582	3/8"	3/8" x 2-1/2"	Type 17	1/8"	100	300	9.00#	C
SSW12B B	17581	1/2"	3/8" x 2-1/2"	Type 17	1/8"	100	300	9.00#	C

Mount Direction: **B** = Bottom Mount

* = U/L listed

Wood Side Mount Rod Hangers PC 4600



CAT NO	UPC	ROD SIZE	SCREW SHANK SIZE/LENGTH	POINT STYLE	PRE-DRILL (IF REQUIRED)	STD	MSTR	WT/STD	UNIT
SSW14S S	17588	1/4"	1/4" x 2"	Type 17	1/8"	100	500	7.40#	C
SSW38S S	17589	3/8"	1/4" x 2"	Type 17	1/8"	100	500	7.40#	C
SSW38SUL S *	17590	3/8"	3/8" x 2-1/2"	Type 17	1/8"	100	300	8.60#	C

Mount Direction: **S** = Side Mount

* = U/L listed

ULTIMATE LOAD CAPACITIES INSTALLED IN WOOD BASE MATERIALS (STRUCTURAL WOOD & TIMBER)

ROD DIA		SCREW SHANK SIZE/LENGTH	EMBED DEPTH	FIR (LBS)	PINE (LBS)	SPRUCE (LBS)
1/4"	B	1/4" x 2"	2"	685	650	650
1/4"	S	1/4" x 2"	2"	1,510	1,510	1,510
3/8"	B	1/4" x 2"	2"	1,510	1,510	1,510
3/8"	S	1/4" x 2"	2"	1,800	1,800	1,800
3/8"	B	3/8" x 2-1/2"	2-1/2"	2,670	3,110	3,110
3/8"	S	3/8" x 2-1/2"	2-1/2"	1,450	1,530	1,380
1/2"	B	3/8" x 2-1/2"	2-1/2"	2,670	3,110	3,110

Mount Direction: **B** = Bottom Mount **S** = Side Mount

TECH TALK



What is the Dottie Rod Hanging System For?

- Pipe hanging
- Conduit
- Eye rod
- Cable trays
- Lighting systems
- Strut channels
- Overhead utilities
- Sprinkler systems
- Drop ceilings
- HVAC duct
- Electrical
- Refrigeration

Who Uses the Dottie Rod Hanging System?

- Plumbers
- Maintenance Contractors
- Electricians
- Sprinkler Contractors
- Mechanical Contractors
- HVAC Contractors

Why the Dottie Rod Hanging System?

- Competitive advantages:
- Lower "IN-PLACE" cost
 - Simple to install
 - FAST
 - 1 Socket for Wood & Steel
 - 1 System for all rod hanging
 - L.H. Dottie Support
 - 15 Year performance warranty

See new products at lhdottie.com

Dottie





Concrete Bottom Mount Rod Hangers PC 4600

CAT NO	UPC	ROD SIZE	SCREW SHANK SIZE/LENGTH	THREAD STYLE	PRE-DRILL DIAMETER	STD	MSTR	WT/STD	UNIT
SSC14B ^B	81215	1/4"	1/4" x 1-1/4"	ANSI Wedge-Bolt Thread	1/4" ANSI	100	600	2.92#	C
SSC38B ^B	18550	3/8"	1/4" x 1-1/2"	ANSI Wedge-Bolt Thread	1/4" ANSI	100	600	4.70#	C
SSC12B ^B	81216	1/2"	3/8" x 2-3/4"	ANSI Wedge-Bolt Thread	3/8" ANSI	50	250	8.00#	C

Mount Direction: ^B = Bottom Mount

ULTIMATE LOAD CAPACITIES INSTALLED IN NORMAL WEIGHT CONCRETE

ROD DIA	SCREW SHANK SIZE/LENGTH	ANSI DRILL BIT DIA	EMBED DEPTH	MAX CLAMPING TORQUE FT.-LBS.	2000 PSI TENSION (LBS)	2000 PSI SHEAR (LBS)	4000 PSI TENSION (LBS)	4000 PSI SHEAR (LBS)	6000 PSI TENSION (LBS)	6000 PSI SHEAR (LBS)
1/4"	^B 1/4" x 1-1/4"	1/4"	1-1/4"	8	1,390	1,810	1,950	2,440	2,070	2,570
3/8"	^B 1/4" x 1-1/2"	1/4"	1-1/2"	8	1,760	2,580	2,595	2,640	2,770	2,700
1/2"	^B 3/8" x 2-3/4"	3/8"	2-3/4"	35	5,320	5,250	6,050	6,330	8,620	7,410

Mount Direction: ^B = Bottom Mount

Dottie's Concrete Rod Hangers must be installed with an ANSI approved SDS Drill Bit and appropriate Concrete Nut Driver.

* ANSI approved SDS Drill Bits see page E4

ULTIMATE TENSION LOAD CAPACITIES INSTALLED IN NORMAL HOLLOW CORE PLANK

ROD DIA	SCREW SHANK SIZE/LENGTH	ANSI DRILL BIT DIA	EMBED DEPTH	MAX CLAMPING TORQUE FT.-LBS.	CENTER OF WEB (LBS)	CENTER OF CORE (LBS)
1/4"	^B 1/4" x 1-1/4"	1/4"	1-1/4"	8	2,775	1,920
3/8"	^B 1/4" x 1-1/2"	1/4"	1-1/2"	8	3,700	2,570
1/2"	^B 3/8" x 2-3/4"	3/8"	2-3/4"	35	8,240	3,480

Mount Direction: ^B = Bottom Mount

Dottie's Concrete Rod Hangers are recommended to be installed with the appropriate ANSI Drill Bit and Concrete Nut Driver.

Tabulated load values are for anchors installed in 8-inch thick hollow core plank with a minimum compressive strength of 4,000 psi at the time of installation. The 4' x 6' normal-weight concrete member features include 1-1/2" cover above and below cores and a minimum web thickness of 1-1/2".

Data is in accordance with latest acceptance criteria and ASTM Standards. Depending on fastener application and governing building code, ultimate load capacities should be reduced by a minimum safety factor to determine the allowable working load. NFPA 13 Fire Protection requirements are 5 times the weight of the liquid (water) filled pipe plus 250 lbs. Consult the engineer of record.

Factory Mutual Approval - File No. J.I. 3015153

Underwriters Laboratories File No. EX1289

ICC Approval (Pending)



SSD Display Available Upon Request



Dottie

To Order: Phone (323)725-1000 / Fax (323)721-0000

Rod Hanging System Accessories PC 4605



**SCP Series

*UNIB

CAT NO	UPC	SOCKET DESCRIPTION	SUGGESTED GUIDELINES	USAGE COLOR	STD			UNIT
					MSTR	WT/STD		
Nut Drivers								
UNIB*	17595	*Steel & Wood Universal Side & Bottom Installation Tool	500 – 1500 RPM drill speed	Red	1	5	0.25#	Ea
SCP14**	81217	1/4" Concrete Installation Tool		Blue	1	5	0.25#	Ea
SCP38**	81218	3/8" Concrete Installation Tool		Blue	1	5	0.25#	Ea
SCP50**	81248	1/2" Concrete Installation Tool		Blue	1	5	0.25#	Ea
SS3009	11209	Installation Tool Kit for Concrete Anchors			1	10	2.92#	Ea
Pole Tool								
PT612	81220	6' - 12' Pole Tool (includes three Jaw Chuck)			1	1	7.30#	Ea

Save in Installation Costs

STEEL BASE MATERIAL	SPEED OF INSTALLATION	INSTALLED COST	INSTALLATION	TYPICAL COST INSTALLED (3/8" SIZE)				
				LABOR/MIN	TIME	LABOR	MATERIAL	TOTAL
Steel Dottie Rod Hanger	Fast	Low	Very Easy	\$0.77	1	\$0.77	\$1.73	\$2.50
Beam Clamp	Slow	High	Average	\$0.77	4	\$3.08	\$2.22	\$5.30

Save \$2.80 Save 53%

WOOD BASE MATERIAL	SPEED OF INSTALLATION	INSTALLED COST	INSTALLATION	TYPICAL COST INSTALLED (3/8" SIZE)				
				LABOR/MIN	TIME	LABOR	MATERIAL	TOTAL
Wood Dottie Rod Hanger	Fast	Low	Easy	\$0.77	1	\$0.77	\$1.42	\$2.19
Hanger Bolt Rod/Coupler	Medium	High	Medium	\$0.77	5	\$3.85	\$0.73	\$6.54

Save \$4.35 Save 67%

CONCRETE BASE MATERIAL	SPEED OF INSTALLATION	INSTALLED COST	INSTALLATION	TYPICAL COST INSTALLED (3/8" SIZE)				
				LABOR/MIN	TIME	LABOR	MATERIAL	TOTAL
Concrete Dottie Rod Hanger	Medium	Low	Easy	\$0.77	5	\$3.85	\$1.42	\$5.27
Steel Dropin	Slow	High	Hard	\$0.77	11	\$8.47	\$1.02	\$9.49

Save \$4.22 Save 44%

*Labor rates based on ENR 20-City average of hourly pay scales for Electricians, Plumbers and Steamfitters, report dated June 2002.

ANCHORS & KITS > ROD HANGING SYSTEM > ACCESSORIES

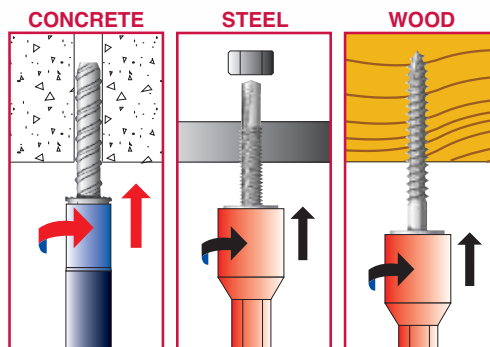
TECH TALK

Installation Procedure

Always wear eye protection. If pre-drilling is required, select the recommended drill bit type and diameter. Drill to the appropriate embedment depth, adding at least one diameter (1/4" to 1/2") to the drilling depth to prevent the tip of the fastener from running into a dead end at the rear of the anchor hole. Select the appropriate socket driver for the anchor size and type to be installed and mount into chuck of installation tool. Insert the Dottie Rod

Hanging System fastener into the socket driver, and install perpendicular to the base material surface. Drive the

fastener with a smooth steady motion until the coupling is firmly seated against the surface of the base material.



Thread the appropriate diameter steel threaded rod or threaded bolt into the coupling. The threaded rod or bolt should fully engage the thread length of the coupling on a vertical mount fastener.

Please visit the Dottie website at Ihdottie.com for approvals.

See new products at Ihdottie.com

Dottie





Concrete Anchoring System Hi-Low Thread - PC 4560

Faster to install than most steel anchors, yet has significant load capacities. One tool drills the hole and sets the anchor without the need to remove from the drill chuck. Has the added advantage of close to edge fastening without potential breakout. Works in poured concrete, prestressed concrete, cinder block, brick, and mortar, and can be loosened for adjustment or removed. ICC Approval (Pending).

- Concrete Anchor System
- Hex Head Slotted or Flat Head Phillips
- Hi-Low Thread
- Ceramic Coated Blue Finish
- Includes Drill
- Caution! Always Wear Eye Protection

CAT NO	UPC		ANCHOR SIZE	HEX/PHILLIPS BIT SIZE	DRILL SIZE	STD	MSTR	WT/STD	UNIT
36H114	11208		3/16 x 1-1/4"	1/4"	5/32 x 3-1/2"	100	500	0.89#	C
36H134	11288	Hex Head	3/16 x 1-3/4"	1/4"	5/32 x 3-1/2"	100	500	1.07#	C
36H214	11368	Slotted	3/16 x 2-1/4"	1/4"	5/32 x 4-1/2"	100	500	1.30#	C
36H234	11448	3/16"	3/16 x 2-3/4"	1/4"	5/32 x 4-1/2"	100	500	1.51#	C
36H314	11528		3/16 x 3-1/4"	1/4"	5/32 x 5-1/2"	100	500	1.87#	C
14H114	25208		1/4 x 1-1/4"	5/16"	3/16 x 3-1/2"	100	500	1.44#	C
14H134	25288		1/4 x 1-3/4"	5/16"	3/16 x 3-1/2"	100	500	1.83#	C
14H214	25368	Hex Head	1/4 x 2-1/4"	5/16"	3/16 x 4-1/2"	100	500	2.26#	C
14H234	25448	Slotted	1/4 x 2-3/4"	5/16"	3/16 x 4-1/2"	100	500	2.96#	C
14H314	25528	1/4"	1/4 x 3-1/4"	5/16"	3/16 x 5-1/2"	100	500	3.02#	C
14H334	25608		1/4 x 3-3/4"	5/16"	3/16 x 5-1/2"	100	500	3.41#	C
14H400	25648		1/4 x 4"	5/16"	3/16 x 5-1/2"	100	500	3.62#	C
36P114	11201		3/16 x 1-1/4"	#2	5/32 x 3-1/2"	100	500	0.84#	C
36P134	11281		3/16 x 1-3/4"	#2	5/32 x 3-1/2"	100	500	1.04#	C
36P214	11361	Flat Head	3/16 x 2-1/4"	#2	5/32 x 4-1/2"	100	500	1.28#	C
36P234	11441	Phillips	3/16 x 2-3/4"	#2	5/32 x 4-1/2"	100	500	1.45#	C
36P314	11521	3/16"	3/16 x 3-1/4"	#2	5/32 x 5-1/2"	100	500	1.77#	C
14P114	25201		1/4 x 1-1/4"	#2	3/16 x 3-1/2"	100	500	1.39#	C
14P134	25281		1/4 x 1-3/4"	#2	3/16 x 3-1/2"	100	500	1.85#	C
14P214	25361	Flat Head	1/4 x 2-1/4"	#2	3/16 x 4-1/2"	100	500	2.05#	C
14P234	25441	Phillips	1/4 x 2-3/4"	#2	3/16 x 4-1/2"	100	500	2.53#	C
14P314	25521	1/4"	1/4 x 3-1/4"	#2	3/16 x 5-1/2"	100	500	2.96#	C
14P334	25601		1/4 x 3-3/4"	#2	3/16 x 5-1/2"	100	500	3.38#	C
14P400	25641		1/4 x 4"	#2	3/16 x 5-1/2"	100	500	3.61#	C



Installation Tool - Phillips & Hex Head PC 4590

Installation tool installs all lengths of both phillips & hex head concrete screws. Consists of one each: Masonry drill bit holder; Phillips socket driver with one #2 & one #3 Phillips bit; 1/4" Hex socket driver; 5/16" Hex socket driver & Allen wrench.

- Phillips or Hex Head
- Accommodates All Lengths
- Storage Box

CAT NO	UPC	DESCRIPTION	STD	MSTR	WT/STD	UNIT
IT1000	14495	Installation Tool	1	1	1.50#	Ea



Hammer Drill Carbide Tipped Masonry Drill Bits PC 4570

Hammer Drills (CD Series) made specifically for Concrete Screw Anchoring System and are manufactured with closer tolerances.

- Carbide Tipped
- Close Tolerances
- Caution! Always Wear Eye Protection

CAT NO	UPC		ANCHOR SIZE	DRILL SIZE	STD	MSTR	WT/STD	UNIT
CD5323	14500		3/16"	5/32 x 3-1/2"	10	10	0.22#	Ea
CD5324	14502	5/32"	3/16"	5/32 x 4-1/2"	10	10	0.22#	Ea
CD5325	14504		3/16"	5/32 x 5-1/2"	10	10	0.24#	Ea
CD3163	14506		1/4"	3/16 x 3-1/2"	10	10	0.25#	Ea
CD3164	14508	3/16"	1/4"	3/16 x 4-1/2"	10	10	0.27#	Ea
CD3165	14510		1/4"	3/16 x 5-1/2"	10	10	0.29#	Ea

SDS Rotohammer Bits See Page E4



Dottie

To Order: Phone (323)725-1000 / Fax (323)721-0000

Anchor Kits PC 4610



- 100 Sheet Metal Screws
- 100 Anchors
- Carbide Masonry Drill
- Display or Tuff Pack
- Caution! Always Wear Eye Protection

Dottie is an industry leader in Anchor Kits. We offer a comprehensive variety for almost any imaginable need.

CAT NO	UPC	D-DISPLAY PACK T-TUFF PACK	SCREW TYPE	ANCHOR TYPE	DRILL	STD	MSTR	WT/STD	UNIT
6 x 1 Sheet Metal Screws									
RD2	30460	D		Phillips/Slotted	#21 Red Collar	3/16"	1	10	0.59# Ea
RD2TP	30465	T		Phillips/Slotted	#21 Red Collar	3/16"	1	6	0.59# Ea
RD2HX	30463	D		Hex/Slotted	#21 Red Collar	3/16"	1	10	0.54# Ea
RD2HXTP	30461	T		Hex/Slotted	#21 Red Collar	3/16"	1	6	0.54# Ea
1AK	29630	D		Phillips/Slotted	#121 White Wing	3/16"	1	10	0.60# Ea
1AKTP	29632	T		Phillips/Slotted	#121 White Wing	3/16"	1	6	0.60# Ea
8 x 1 Sheet Metal Screws									
RD3	30467	D		Phillips/Slotted	#22 Red Collar	1/4"	1	10	0.83# Ea
RD3TP	30469	T		Phillips/Slotted	#22 Red Collar	1/4"	1	6	0.83# Ea
RD3HX	30471	D		Hex/Slotted	#22 Red Collar	1/4"	1	10	0.82# Ea
RD3HXTP	30473	T		Hex/Slotted	#22 Red Collar	1/4"	1	6	0.82# Ea
RD3DD	30475	D		Square Drive	#22 Red Collar	1/4"	1	10	0.84# Ea
RD3DDTP	30477	T		Square Drive	#22 Red Collar	1/4"	1	6	0.84# Ea
10 x 1 Sheet Metal Screws									
K6CO	29625	D		Phillips/Slotted	#22 Red Collar	1/4"	1	10	1.03# Ea
K6COTP	29627	T		Phillips/Slotted	#22 Red Collar	1/4"	1	6	1.03# Ea
K6HX	29621	D		Hex/Phil/Slotted	#22 Red Collar	1/4"	1	10	1.05# Ea
K6HXTP	29622	T		Hex/Phil/Slotted	#22 Red Collar	1/4"	1	6	1.05# Ea
K7DC	16945	D		Square Drive	#22 Red Collar	1/4"	1	10	1.01# Ea
K7DCTP	16947	T		Square Drive	#22 Red Collar	1/4"	1	6	1.01# Ea
2AK	59200	D		Phillips/Slotted	#122 Yellow Wing	1/4"	1	10	1.11# Ea
2AKTP	59202	T		Phillips/Slotted	#122 Yellow Wing	1/4"	1	6	1.11# Ea
2AKHX	59203	D		Hex/Phil/Slotted	#122 Yellow Wing	1/4"	1	10	1.04# Ea
2AKHXTP	59204	T		Hex/Phil/Slotted	#122 Yellow Wing	1/4"	1	6	1.04# Ea
2AKDD	59207	D		Square Drive	#122 Yellow Wing	1/4"	1	10	1.06# Ea
2AKDDTP	59206	T		Square Drive	#122 Yellow Wing	1/4"	1	6	1.06# Ea
K6D	29600	D		Phillips/Slotted	#222 Green Str.	1/4"	1	10	1.02# Ea
K6DTP	29602	T		Phillips/Slotted	#222 Green Str.	1/4"	1	6	1.02# Ea
12 x 1-1/2 Sheet Metal Screws (50 Screws, 50 Anchors)									
K14C	29615	D		Phillips/Slotted	#23 Red Collar	5/16"	1	10	0.95# Ea
K14CTP	29617	T		Phillips/Slotted	#23 Red Collar	5/16"	1	6	0.95# Ea
K14CHX	29550	D		Hex/Slotted	#23 Red Collar	5/16"	1	10	0.99# Ea
K14CHXTP	29552	T		Hex/Slotted	#23 Red Collar	5/16"	1	6	0.99# Ea
K14CDD	29554	D		Square Drive	#23 Red Collar	5/16"	1	10	0.99# Ea
K14CDDTP	29556	T		Square Drive	#23 Red Collar	5/16"	1	6	0.99# Ea
3AK	29635	D		Phillips/Slotted	#123 Yellow Wing	5/16"	1	10	0.95# Ea
3AKTP	29637	T		Phillips/Slotted	#123 Yellow Wing	5/16"	1	6	0.95# Ea



Triple Grip Kits Contain: 100 6 x 1-1/4" Screws, 100 #6 Anchors

TG6KTP	81647			#6 Phillips/Slotted	#6 Beige	1/4"	1	6	0.80# Ea
TG6KSQTP	81649			#6 Square Drive	#6 Beige	1/4"	1	6	0.80# Ea
TG6KHXTTP	81651			#6 Hex/Slotted	#6 Beige	1/4"	1	6	0.80# Ea

Triple Grip Kits Contain: 100 8 x 1-1/4" Screws, 100 #8 Anchors

TG8KTP	81653			#8 Phillips/Slotted	#8 Gray	1/4"	1	6	0.90# Ea
TG8KSQTP	81655			#8 Square Drive	#8 Gray	1/4"	1	6	0.90# Ea
TG8KHXTTP	81657			#8 Hex/Slotted	#8 Gray	1/4"	1	6	0.90# Ea

Triple Grip Kits Contain: 100 10 x 1-1/2" Screws, 100 #10 Anchors

TG10KTP	81659			#10 Phillips/Slotted	#10 Blue	5/16"	1	6	1.30# Ea
TG10KSQTP	81661			#10 Square Drive	#10 Blue	5/16"	1	6	1.30# Ea
TG10KHXTTP	81663			#10 Hex/Slotted	#10 Blue	5/16"	1	6	1.30# Ea

Triple Grip Kits Contain: 50 12 x 1-1/2" Screws, 50 #12 Anchors

TG12KTP	81665			#12 Phillips/Slotted	#12 Green	3/8"	1	6	1.30# Ea
TG12KSQTP	81667			#12 Square Drive	#12 Green	3/8"	1	6	1.30# Ea
TG12KHXTTP	81669			#12 Hex/Slotted	#12 Green	3/8"	1	6	1.30# Ea

See new products at Ihdottie.com

Dottie





Wall Dog - Phillips / Square / Hex PC 4731

- Self-drills small hole in wallboard
- Installs quickly and easily with a Phillips screwdriver
- Can be easily backed-out
- No need for shields
- Case hardened steel anchor
- No hole spotting
- Installs in wallboard, plywood, concrete, hollow or grout filled block, brick and plaster
- No second step, installs directly through fixture into wallboard
- Patented design provides for smooth entry, clean cutting and a powerful hold
- Thread design prevents spinning and stripping
- Heat treated point penetrates metal and wood studs
- When removed it leaves a much smaller hole than toggles or other systems

CAT NO	UPC		DESCRIPTION	STD	MSTR	WT/STD	UNIT
WDOG	31395		100 Chrome Phillips Wall Dog 1 3/16" Carbide Tip Drill Bit 1 IB2PL Phillips Power Bit	1	10	1.67#	Ea
WDOGW	31396		100 White Phillips Wall Dog 1 3/16" Carbide Tip Drill Bit 1 IB2PL Phillips Power Bit	1	10	1.67#	Ea
SQDOG	16290		100 Chrome Square Wall Dog 1 3/16" Carbide Tip Drill Bit 1 IB2L Square Drive Power Bit	1	10	1.67#	Ea
HXDOG	81016		100 Chrome Hex Drive Wall Dog 1 3/16" Carbide Tip Drill Bit 1 MT10 Magnetic Hex Bit	1	10	1.67#	Ea



Wall Driller Kits • Phillips / Square / Wafer PC 4730

- Easy To Spot
- Reusable
- Deep Threads
- Includes Bit
- 50 Phillips/Square/Wafer Sheet Metal Screws
- 50 Zinc or Nylon Anchors
- Display or Tuff Pack

CAT NO	UPC	D-DISPLAY PACK T-TUFF PACK		SCREW SIZE	ANCHOR	BIT	STD	MSTR	WT/STD	UNIT
Phillips / Slotted										
WDK6	29780	D		6 x 1"	Zinc	IB1P	1	10	0.75#	Ea
WDK6T	29855	T		6 x 1"	Zinc	IB1P	1	10	0.75#	Ea
WDK6N	29781	D		6 x 1"	Nylon	IB1P	1	10	0.46#	Ea
WDK6NT	29857	T		6 x 1"	Nylon	IB1P	1	10	0.46#	Ea
WDK8	29786	D		8 x 1-1/4"	Zinc	IB2P	1	10	1.33#	Ea
WDK8T	29862	T		8 x 1-1/4"	Zinc	IB2P	1	10	1.33#	Ea
WDK8N	29787	D		8 x 1-1/4"	Nylon	IB2P	1	10	0.70#	Ea
WDK8NT	29864	T		8 x 1-1/4"	Nylon	IB2P	1	10	0.46#	Ea
Square Drive										
WDK6SQ	29790	D		6 x 1"	Zinc	IB1	1	10	0.75#	Ea
WDK6SQT	29866	T		6 x 1"	Zinc	IB1	1	10	0.75#	Ea
WDK6NSQ	29791	D		6 x 1"	Nylon	IB1	1	10	0.46#	Ea
WDK6NSQT	29868	T		6 x 1"	Nylon	IB1	1	10	0.46#	Ea
WDK8SQ	29796	D		8 x 1-1/4"	Zinc	IB2	1	10	1.33#	Ea
WDK8SQT	29872	T		8 x 1-1/4"	Zinc	IB2	1	10	1.33#	Ea
WDK8NSQ	29797	D		8 x 1-1/4"	Nylon	IB2	1	10	0.70#	Ea
WDK8NSQT	29874	T		8 x 1-1/4"	Nylon	IB2	1	10	0.46#	Ea
Wafer Head Phillips / Square Drive										
WDK8W	81518	D		8 x 1-1/4"	Zinc	IB2P	1	10	1.33#	Ea
WDK8WT	81519	T		8 x 1-1/4"	Zinc	IB2P	1	10	1.33#	Ea
WDK8NW	81520	D		8 x 1-1/4"	Nylon	IB2P	1	10	0.70#	Ea
WDK8NWT	81521	T		8 x 1-1/4"	Nylon	IB2P	1	10	0.70#	Ea
WDK8WSQ	81522	D		8 x 1-1/4"	Zinc	IB2	1	10	1.33#	Ea
WDK8WSQT	81523	T		8 x 1-1/4"	Zinc	IB2	1	10	1.33#	Ea
WDK8NWSQ	81524	D		8 x 1-1/4"	Nylon	IB2	1	10	0.70#	Ea
WDK8NWSQT	81525	T		8 x 1-1/4"	Nylon	IB2	1	10	0.46#	Ea



Driller Toggle Kits PC 4750

- Driller Toggle
- Reusable
- Includes Screws & Power Bit
- Metal/Engineered Plastic

DrillerToggle™
STRENGTH YOU CAN DEPEND ON!

NEW



CAT NO	UPC	CONTENTS	STD	MSTR	WT/STD	UNIT
WDT83	81022	35-1/8" Driller Toggle (1/8" x 3" Truss Hd. Mach. Screws)	1	6	1.10#	Ea
WDT363	81023	25-3/16" Driller Toggle (3/16" x 3" Truss Hd. Mach. Screws)	1	6	1.65#	Ea
WDT43	81024	20-1/4" Driller Toggle (1/4" x 3" Truss Hd. Mach. Screws)	1	6	1.65#	Ea

DRYWALL THICKNESS	TEST RESULTS	
	TENSION (LBS)	SHEAR (LBS)
3/8"	87	231
1/2"	106	253
5/8"	160	285

NOTE: The values listed above are ultimate load capacities which should be reduced by a minimum safety factor of 4 or greater to determine the allowable working load.







FEATURES

- No Pre-Drilling
- Quick & Easy
- Ideal for Ceiling Applications
- Combo Truss Head Screws
- Versatile for 3/8", 1/2" and 5/8" Drywall!
- Includes Phillips Power Bit





Nylon Button Head and Toggle Anchor Kits PC 4610

- 100 Nylon Button Head Anchors With Pin
- 25 Nylon Toggle Anchors
- 1 Carbide Masonry Drill
- 25 Sheet Metal Screws
- 1 Carbide Masonry Drill
- Display or Tuff Pack
- Display or Tuff Pack



CAT NO	UPC	D-DISPLAY PACK T-TUFF PACK	SIZE	ANCHOR TYPE	DRILL	STD	MSTR	WT/STD	UNIT
Nylon Button Head Anchors with Pins									
711	18535	D	 3/16 x 1"	1711	3/16"	1	10	0.67#	Ea
711TP	18537	T	 3/16 x 1"	1711	3/16"	1	10	0.67#	Ea
714	18540	D	 1/4 x 1"	1714	1/4"	1	10	0.72#	Ea
714TP	18545	T	 1/4 x 1"	1714	1/4"	1	10	0.72#	Ea

Nylon Toggle Anchors with Screws

NTK14L	66797	D	 8 x 1-1/2"	NT14L	1/4"	1	10	0.39#	Ea
NTK14LTP	66800	T	 8 x 1-1/2"	NT14L	1/4"	1	10	0.39#	Ea
NTK38L	66799	D	 10 x 1-1/2"	NT38L	3/8"	1	10	0.49#	Ea
NTK38LTP	66802	T	 10 x 1-1/2"	NT38L	3/8"	1	10	0.49#	Ea

Strap Toggle Kits PC 4735

- Strap Toggle
- Nylon
- Includes Screws
- Reusable

The strap toggle is a heavy duty hollow wall anchor for use in base materials such as plaster, wallboard, or hollow tile. The strap toggle is a preassembled anchor consisting of a carbon steel wing and a locking cap/ratchet leg assembly molded from engineered plastic. It is available in both 3/16" and 1/4" size. When compared to traditional toggles, this unique anchor can be installed in a smaller hole and does not require a fixture or screw to set it. The anchor can easily be adjusted to accommodate a wall thickness of up to 2-1/2". The toggle remains captive.



CAT NO	UPC	DESCRIPTION	STD	MSTR	WT/STD	UNIT
STK36	10524	25 3/16 x 4" Strap Toggles and 25 3/16 x 4" Mushroom Head Screws	1	10	1.67#	Ea
STK25	10526	25 1/4 x 4" Strap Toggles and 25 1/4 x 4" Mushroom Head Screws	1	10	1.89#	Ea

See new products at Ihdottie.com

Dottie

B15



Fastener Kits PC 4760

Dottie introduced assorted screw kits over 40 years ago and has a comprehensive variety for almost any imaginable need.

- Reusable Six Compartment Box
- Handy Assortment

CAT NO	UPC	DESCRIPTION	STD	MSTR	WT/STD	UNIT
632	18140	 370 Assorted 6-32 Slotted Flat Head Machine Screws; 3/4" Thru 3" 100 - 1/2", 75 - 3/4", 75 - 1", 50 - 1-1/4", 40 - 1-1/2", 30 - 2"	1	6	1.85#	Ea
632DD	29655	 370 Assorted 6-32 Square/Phillips Flat Head Machine Screws; 1/2" Thru 2" 100 - 1/2", 75 - 3/4", 75 - 1", 50 - 1-1/4", 40 - 1-1/2", 30 - 2"	1	6	1.88#	Ea
632PS	29657	 370 Assorted 6-32 Phillips/Slotted Round Head Machine Screws; 1/2" Thru 2", 100 - 1/2", 75 - 3/4", 75 - 1", 50 - 1-1/4", 40 - 1-1/2", 30 - 2"	1	6	1.59#	Ea
832DS	29665	 310 Assorted 8-32 Square/Slotted Round Head Machine Screws; 1/2" Thru 2" 100 - 1/2", 60 - 3/4", 50 - 1", 40 - 1-1/4", 35 - 1-1/2", 25 - 2"	1	6	2.31#	Ea
832PS	29660	 370 Assorted 8-32 Phillips/Slotted Round Head Machine Screws; 1/2" Thru 2" 100 - 1/2", 75 - 3/4", 75 - 1", 50 - 1-1/4", 40 - 1-1/2", 30 - 2"	1	6	2.30#	Ea
1032PS	10323	 245 Assorted 10-32 Phillips/Slotted Round Head Machine Screws; 1/2" Thru 2" 75 - 1/2", 50 - 3/4", 40 - 1", 30 - 1-1/4", 25 - 1-1/2", 25 - 2"	1	6	3.13#	Ea
1420PS	14205	 110 Assorted 1/4-20 Phillips/Slotted Round Head Machine Screws; 1/2" Thru 2" 30 - 1/2", 25 - 3/4", 20 - 1", 15 - 1-1/4", 10 - 1-1/2", 10 - 2"	1	6	1.87#	Ea
Stove Bolt Kits with Nuts						
316	16560	 220 Assorted 3/16 (10-24) Slotted Truss Head Stove Bolts with Hex Nuts; 1/2" Thru 2" 50 - 1/2", 50 - 3/4", 40 - 1", 30 - 1-1/4", 30 - 1 1/2", 20 - 2"	1	6	2.82#	Ea
1420	14200	 110 Assorted 1/4-20 Slotted Truss Head Stove Bolts with Hex Nuts; 1/2" Thru 2" 30 - 1/2", 25 - 3/4", 20 - 1", 15 - 1-1/4", 10 - 1-1/2"	1	6	2.77#	Ea
Hex Nut Kit						
339	17000	 339 Assorted Zinc Plated Hex Nuts 10 sizes: 6-32" Thru 5/8": 50 - 6-32", 50 - 8-32", 50 - 10-24", 25 - 10-32", 25 - 12-24", 75 - 1/4", 25 - 5/16", 30 - 3/8", 6 - 1/2", 3 - 5/8"	1	6	2.60#	Ea



Machine Screw Kit • Truss Head PC 4760

Dottie introduces the Truss Head Combo Assorted Machine Screw Kit. Contractors speak and Dottie listens. These Truss Head Machine Screws are needed when installing wiring devices behind wall plates. Great when a low profile fastener is needed.

- Truss Head
- Low Profile
- Phillips / Slotted
- Zinc Plated

CAT NO	UPC	DESCRIPTION	STD	MSTR	WT/STD	UNIT
632TCS	29658	370 Assorted 6-32 Slotted / Phillips Truss Head Machine Screws; 1/2" thru 2" 100 - 1/2", 75 - 3/4", 75 - 1", 50 - 1-1/4", 40 - 1-1/2", 30 - 2"	1	6	1.59#	Ea



Dottie

To Order: Phone (323)725-1000 / Fax (323)721-0000

























Fastener Kits PC 4760

• Reusable Six
Compartment Box

• Handy Assortment

Dottie introduced assorted screw kits over 40 years ago and has a comprehensive variety for almost any imaginable need.



CAT NO	UPC	DESCRIPTION	STD	MSTR	WT/STD	UNIT
#6 6PS	15015	300 Assorted #6 Phillips/Slotted Pan Head Sheet Metal Screws: 1/2" Thru 2" 75 - 1/2", 75 - 3/4", 50 - 1", 40 - 1-1/4", 35 - 1-1/2", 25 - 2"	1	6	1.24#	Ea
						
6HX	15012	300 Assorted #6 Slotted Hex Washer Head Sheet Metal Screws: 1/2" Thru 2" 75 - 1/2", 75 - 3/4", 50 - 1", 40 - 1-1/4", 35 - 1-1/2", 25 - 2"	1	6	1.26#	Ea
						
6TR	15017	300 Assorted #6 Square-Drive Pan Head Sheet Metal Screws: 1/2" Thru 2" 75 - 1/2", 75 - 3/4", 50 - 1", 40 - 1-1/4", 35 - 1-1/2", 25 - 2"	1	6	1.27#	Ea
						
#8 8PS	15021	300 Assorted #8 Phillips/Slotted Pan Head Sheet Metal Screws: 1/2" Thru 2" 75 - 1/2", 75 - 3/4", 50 - 1", 40 - 1-1/4", 35 - 1-1/2", 25 - 2"	1	6	1.75#	Ea
						
8HX	59254	300 Assorted #8 Slotted Hex Washer Head Sheet Metal Screws: 1/2" Thru 2" 75 - 1/2", 75 - 3/4", 50 - 1", 40 - 1-1/4", 35 - 1-1/2", 25 - 2"	1	6	1.76#	Ea
						
8TR	59258	300 Assorted #8 Square-Drive Pan Head Sheet Metal Screws: 1/2" Thru 2" 75 - 1/2", 75 - 3/4", 50 - 1", 40 - 1-1/4", 35 - 1-1/2", 25 - 2"	1	6	1.79#	Ea
						
#10 10PS	15031	210 Assorted #10 Phillips/Slotted Pan Head Sheet Metal Screws: 1/2" Thru 2" 60 - 1/2", 40 - 3/4", 35 - 1", 30 - 1-1/4", 25 - 1-1/2", 20 - 2"	1	6	2.35#	Ea
						
10HX	59256	210 Assorted #10 Slotted Hex Washer Sheet Metal Screws: 1/2" Thru 2" 60 - 1/2", 40 - 3/4", 35 - 1", 30 - 1-1/4", 25 - 1-1/2", 20 - 2"	1	6	2.30#	Ea
						
10TR	59260	210 Assorted #10 Square-Drive Pan Head Sheet Metal Screws: 1/2" Thru 2" 60 - 1/2", 40 - 3/4", 35 - 1", 30 - 1-1/4", 25 - 1-1/2", 20 - 2"	1	6	2.22#	Ea
						
Wall Plate Screw Kit (12 Compartment Box)						
APS1	27640	450 Assorted Wall Plate Screws 1/2" Lengths - 100 Ea: White & Ivory, 25 Ea: Almond, Stainless, Brass, Nylon; 3/4" Lengths - 25 Ea: White, Ivory & Almond; 1" Lengths - 25 Ea: White, Ivory & Almond	1	6	1.57#	Ea
						
Wall Plate Screw Kit (6 Compartment Box)						
APS2	27642	450 Assorted Wall Plate Screws Ivory, White, & Almond: 50 - 5/16", 50 - 1/2", 30 - 3/4", 20 - 1"	1	6	1.84#	Ea
						
Wood Rocket Kit						
WR6	15055	335 Assorted Wood Rockets 80 - 6 x 1", 70 - 6 x 1-1/8", 65 - 6 x 1-1/4", 45 - 6 x 1-5/8", 40 - 6 x 2", 35 - 6 x 2-1/4"	1	6	2.17#	Ea
						

Concrete Anchoring System Kit PC 4760

NEW



CAT NO	UPC	DESCRIPTION	STD	MSTR	WT/STD	UNIT
CK14	81517	Hex Head Slotted - Blue Finish 20 - 14H114 1/4" x 1-1/4" 20 - 14H134 1/4" x 1-3/4" 20 - 14H214 1/4" x 2-1/4"	1	6	1.55#	Ea
						

See new products at Ihdottie.com

Dottie























Self Drilling Screw Kits - Zinc Plated PC 4810




Dottie introduced assorted screw kits over 40 years ago and has a comprehensive variety for almost any imaginable need.

- Installation Tool
- Reusable Six Compartment Box

CAT NO	UPC	DESCRIPTION	STD	MSTR	WT/STD	UNIT
#8						
TK800	17705	240 Assorted Self Drilling Hex Head Screws: 75 - 8 x 1/2", 50 - 8 x 3/4", 40 - 8 x 1", 30 - 8 x 1-1/4", 25 - 8 x 1-1/2", 20 - 8 x 2", + 1 - MT8 Magnetic Driver	1	6	1.50#	Ea
						
TK800DD	17706	240 Assorted Self Drilling Square Drive Screws: 75 - 8 x 1/2", 50 - 8 x 3/4", 40 - 8 x 1", 30 - 8 x 1-1/4", 25 - 8 x 1-1/2", 20 - 8 x 2", + 1 - IB2 Insert Bit	1	6	1.41#	Ea
						
TK800PH	17707	240 Assorted Self Drilling Phillips Head Screw: 75 - 8 x 1/2", 50 - 8 x 3/4", 40 - 8 x 1", 30 - 8 x 1-1/4", 25 - 8 x 1-1/2", 20 - 8 x 2", + 1 - IB2P Insert Bit	1	6	1.84#	Ea
						
#10						
TK100	17770	240 Assorted Self Drilling Hex Head Screws: 75 - 10 x 1/2", 50 - 10 x 3/4", 40 - 10 x 1", 30 - 10 x 1-1/4", 25 - 10 x 1-1/2", 20 - 10 x 2", + 1 - MT10 Magnetic Driver	1	6	1.85#	Ea
						
TK100DD	17701	240 Assorted Self Drilling Square Drive Screws: 75 - 10 x 1/2", 50 - 10 x 3/4", 40 - 10 x 1", 30 - 10 x 1-1/4", 25 - 10 x 1-1/2", 20 - 10 x 2", + 1 - IB2 Insert Bit	1	6	1.85#	Ea
						
TK100PH	17702	240 Assorted Self Drilling Phillips Head Screws: 75 - 10 x 1/2", 50 - 10 x 3/4", 40 - 10 x 1", 30 - 10 x 1-1/4", 25 - 10 x 1-1/2", 20 - 10 x 2", + 1 - IB2P Insert Bit	1	6	1.84#	Ea
						
#8 and #10						
TK810	17710	295 Assorted Self Drilling Hex Head Screws: 75 - 8 x 1/2", 50 - 8 x 3/4", 40 - 8 x 1", 50 - 10 x 1/2", 50 - 10 x 3/4", 30 - 10 x 1", + 1 Each; MT8 & MT10 Magnetic Drivers	1	6	1.92#	Ea
						
TK810DD	17711	330 Assorted Self Drilling Square Drive Screws: 75 - 8 x 1/2", 50 - 8 x 3/4", 40 - 8 x 1", 75 - 10 x 1/2", 50 - 10 x 3/4", 40 - 10 x 1", + 1 - IB2 Insert Bit	1	6	1.90#	Ea
						
TK810PH	17712	330 Assorted Self Drilling Phillips Head Screws: 75 - 8 x 1/2", 50 - 8 x 3/4", 40 - 8 x 1", 75 - 10 x 1/2", 50 - 10 x 3/4", 40 - 10 x 1", + 1 - IB2P Insert Bit	1	6	1.86#	Ea
						



Washer Kits PC 4760

CAT NO	UPC	DESCRIPTION	STD	MSTR	WT/STD	UNIT
Flat Washer Kit						
FW2	15050	Flat Washer Kit (2 pounds) #8 120 pcs, #10 120 pcs, 1/4" 60 pcs, 5/16" 30 pcs, 3/8" 85 pcs, 1/2" 6 pcs	1	6	2.00#	Ea
						
Fender Washer Kit						
FENWK	15539	120 Assorted Zinc Plated Fender Washers 3 Sizes: 3/16 x 1-1/4", 1/4 x 1-1/4", 3/8 x 1-1/4" 40 Each Size	1	6	2.54#	Ea
						
Lock Washer Kit						
LWK	31005	415 Assorted Zinc Plated Lock Washers 6 Sizes: #8, #10, 1/4", 5/16", 3/8", 1/2" 100 - #8, 100 - #10, 100- 1/4", 50 - 5/16", 40 - 3/8", 25 - 1/2"	1	6	1.38#	Ea
						



Dottie

To Order: Phone (323)725-1000 / Fax (323)721-0000