


# F-300

## Variable Area Flow Meter



Video link: 

### Features

- > Easy to read dual scale (SCH 40 / SCH 80)
- > Reads Horizontal, upwards or downwards flow
- > Acceptable for outdoor installations
- > Pitot Tube design makes it easy to install on existing pipe
- > One-piece, machined acrylic meter body
- > Standard Horizontal Units NSF 50 listed

### Highlights

**Flow range**

5.0 - 2,200 GPM (SCH 40)  
4.0 - 1,950 LPM (SCH 40)

**Pressures up to**

50 PSI  
(3.4 bar)

**Max. fluid temp.**

190 °F  
88 °C

**Body material**

Acrylic

**Pipe sizes**

1" to 8"

**Warranty**

1 Year

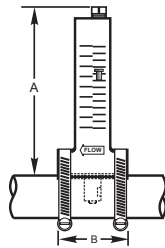


<b>Pipe Requirements</b>	IPS inch pipe size (ASTM-D-1785)
<b>Maximum Working Pressure</b>	50 PSI (3.4 bar) at 70 °F (21 °C) F-300 Units 75 PSI (5.2 bar) at 70 °F (21 °C) U/D-300 Units
<b>Fluid Temperature Range</b>	0° to 190 °F / -18 to 88 °C @ 0 PSI
<b>Ambient Temp Range</b>	0° to 110 °F / -18 to 43 °C
<b>Full Scale Accuracy</b>	1", 1.25", 1.5" and 2" pipe size: 5% of rate 2.5", 3", 4", 6", and 8" pipe size: 10% of rate
<b>Calibration Fluid</b>	Water, specific gravity 1.0
<b>Approximate Shipping Weight</b>	1" - 4" units: 1 lb (.45kg) 6" - 8" units: 2 lb (.91kg)

## Dimensions

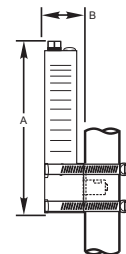
### F-300 Series (NSF 50 Listed)

Pipe Size	A	B
1"	6"	2-7/16"
1-1/4"	6"	2-7/16"
1-1/2"	6"	2-7/16"
2"	6"	2-7/16"
2-1/2"	6"	2-7/16"
3"	6"	2-7/16"
4"	6"	2-7/16"
6"	7-1/2"	2-7/16"
8"	7-1/2"	2-7/16"

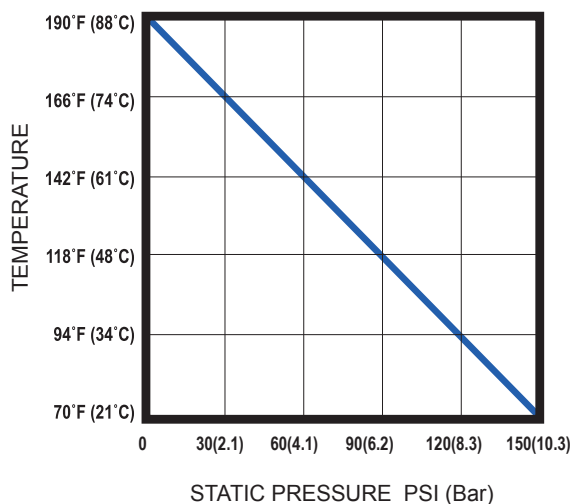


### U/D-300 Series

Pipe Size	A	B
1-1/2"	6"	1-9/16"
2"	6"	1-9/16"



## Maximum Temperature vs. Pressure



---

**Wetted Components:**

---

**Meter Body**      Acrylic

---

**Float**              PVDF

---

**Gasket**            Neoprene

---

**Pipe Clamp**      316SS

---

## Output Specifications

Models for Mounting on Horizontal Pipe  
 Models for U.S. IPS Sch40 & 80 Pipe  
 (ASTM 1785)

Model	Pipe size	Sch40	Sch80
F-30100P	1"	5 to 35	4 to 26
F-30125P	1-1/4"	9 to 50	8 to 40
F-30150P	1-1/2"	10 to 70	10 to 60
F-30200P	2"	20 to 120	18 to 100
F-30250P	2-1/2"	29 to 150	25 to 130
F-30300P	3"	45 to 240	40 to 215
F-30400P	4"	75 to 420	70 to 400
F-30600P	6"	170 to 1100	160 to 1000
F-30800P	8"	300 to 2200	275 to 1950

Models for Mounting on Vertical Pipe  
 Models for U.S. IPS Sch40 & 80 Pipe  
 (ASTM 1785)

Model	Pipe size	Sch40	Sch80	Flow direction
U-30150P	1-1/2"	10 to 60	10 to 50	UP
D-30150P	1-1/2"	10 to 60	10 to 50	DOWN
U-30200P	2"	20 to 110	20 to 100	UP
D-30200P	2"	20 to 110	20 to 100	DOWN

# Model Number Matrix

## F-300 Model Number

<b>F</b>	Standard Flow Meter (Horizontal Flow) (NSF 50 Listed)
<b>U</b>	Flow Meter (Upwards Flow 1.5" and 2.0" only)
<b>D</b>	Flow Meter (Downwards Flow 1.5" and 2.0" only)

### Series

<b>30</b>	F-300 Acrylic Body
-----------	--------------------

### GPM Scale SCH 40 / SCH 80

<b>100</b>	1.0" Pipe, 5 - 35 GPM sch 40 (4 - 26 GPM sch 80)
<b>125</b>	1.25" Pipe, 9 - 50 GPM sch 40 (8 - 40 GPM sch 80)
<b>150</b>	1.50" Pipe, 10 - 70 GPM sch 40 (10 - 60 GPM sch 80)
<b>150</b>	UP/DOWN 1.5" Pipe, 10 - 60 GPM sch 40 (10 - 50 GPM sch 80)
<b>200</b>	2.0" Pipe, 20 - 120 GPM sch 40 (18 - 100 GPM sch 80)
<b>200</b>	UP/DOWN 2.0" Pipe, 20 - 110 GPM sch 40 (20 - 100 GPM sch 80)
<b>250</b>	2.5" Pipe, 29 - 150 GPM sch 40 (25 - 130 GPM sch 80)
<b>300</b>	3.0" Pipe, 45 - 240 GPM sch 40 (40 - 205 GPM sch 80)
<b>400</b>	4.0" Pipe, 75 - 420 GPM sch 40 (70 - 375 GPM sch 80)
<b>600</b>	6.0" Pipe, 170 - 1100 GPM sch 40 (160 - 1000 GPM sch 80)
<b>800</b>	8.0" Pipe, 300 - 2200 GPM sch 40 (275 - 1950 GPM sch 80)

<b>F</b>	<b>-</b>	<b>30</b>	<b>100</b>	<b>P</b>	<b>Sample Model Number</b>
----------	----------	-----------	------------	----------	----------------------------

## Accessories



1.0"P - 1.25"P ONLY



1.5"P - 4.0"P ONLY