

# Pipe Supports, Guides, Shields & Saddles

## B3096 - Adjustable Pipe Saddle Support (TOLCO Fig. 312)

**Size Range:** Size 2" (505mm) thru 12" (300mm) pipe

**Material:** Steel

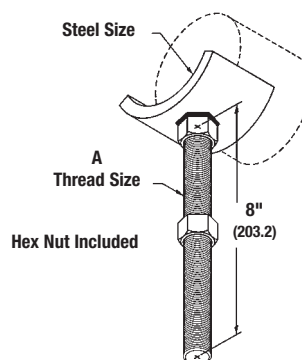
**Function:** Designed to support horizontal pipe from floor stanchion where vertical adjustment is required.

**Approvals:** Conforms to Federal Specification WW-H-171E & A-A-1192A, Type 39 and Manufacturers Standardization Society ANSI/MSS SP-69 & SP-58, Type 38.

**Maximum Temperature:** 650°F (343°C)

**Finish:** Plain. Contact B-Line for alternative finishes and materials.

**Order By:** Part number, pipe size and finish



Shank will fit into Sch. 40 Pipe Size 'D' (not included)

Part No.	Pipe Size		Max. Pipe O.D.		Thread Size A	D		Steel Size		Approx. Wt./100	
	in.	(mm)	in.	(mm)		in.	(mm)	in.	(mm)	Lbs.	(kg)
B3096-2	2"	(50)	2 <sup>3</sup> / <sub>8</sub> "	(60.3)	7/8"-9	1"	(25)	3/8" x 2"	(9.5 x 50.8)	212	(96.1)
B3096-3	3"	(80)	3 <sup>1</sup> / <sub>2</sub> "	(88.9)	7/8"-9	1"	(25)	3/8" x 2 <sup>1</sup> / <sub>2</sub> "	(9.5 x 63.5)	259	(117.5)
B3096-4	4"	(100)	4 <sup>1</sup> / <sub>2</sub> "	(114.3)	1"-8	1"	(25)	3/8" x 3"	(9.5 x 76.2)	370	(167.8)
B3096-5	5"	(125)	5 <sup>9</sup> / <sub>16</sub> "	(141.3)	1"-8	1"	(25)	3/8" x 3"	(9.5 x 76.2)	404	(183.2)
B3096-6	6"	(150)	6 <sup>5</sup> / <sub>8</sub> "	(168.3)	1 <sup>1</sup> / <sub>4</sub> "-7	1 <sup>1</sup> / <sub>4</sub> "	(32)	1/2" x 3 <sup>1</sup> / <sub>2</sub> "	(12.7 x 88.9)	714	(323.9)
B3096-8	8"	(200)	8 <sup>5</sup> / <sub>8</sub> "	(219.1)	1 <sup>1</sup> / <sub>4</sub> "-7	1 <sup>1</sup> / <sub>4</sub> "	(32)	1/2" x 3 <sup>1</sup> / <sub>2</sub> "	(12.7 x 88.9)	819	(371.5)
B3096-10	10"	(250)	10 <sup>3</sup> / <sub>4</sub> "	(273.0)	1 <sup>1</sup> / <sub>2</sub> "-6	1 <sup>1</sup> / <sub>2</sub> "	(40)	1/2" x 4"	(12.7 x 101.6)	1194	(541.6)
B3096-12	12"	(300)	12 <sup>3</sup> / <sub>4</sub> "	(323.8)	1 <sup>1</sup> / <sub>2</sub> "-6	1 <sup>1</sup> / <sub>2</sub> "	(40)	1/2" x 4"	(12.7 x 101.6)	1315	(596.5)

# Pipe Supports, Guides, Shields & Saddles

## B3093 - Adjustable Pipe Saddle Support (TOLCO Fig. 317A)

**Size Range:** 1" (25mm) thru 36" (900mm) pipe

**Material:** Steel with cast iron reducer

**Function:** Designed to support horizontal pipe from floor stanchion where vertical adjustment is required. U-bolt and hex nuts are provided to hold pipe securely to saddle. To complete floor stanchion, use with B3088T threaded pipe stand.

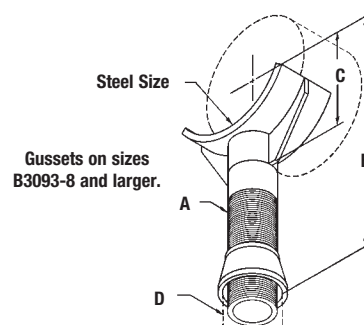
**Approvals:** Conforms to Federal Specification WW-H-171E & A-A-1192A, Type 39 and Manufacturers Standardization Society ANSI/MSS SP-69 & SP-58, Type 38.

**Finish:** Plain. Contact B-Line for alternative finishes and materials.

**Order By:** Part number and finish

**Note:** Order with B3088T for complete stanchion support.

A  
Schedule 40 Pipe Size  
B  
Center of pipe to bottom of pipe reducer.  
C  
Center of pipe to bottom lip of support.  
D  
Nominal pipe size of base stand - Figure B3088T, not included.



Part No.	Pipe Size		Maximum		A		Minimum		B		C	
	in.	(mm)	in.	(mm)	in.	(mm)	in.	(mm)	in.	(mm)	in.	(mm)
B3093-1	1"	(25)	15/16"	(33.3)	3/4"	(20)	521/32"	(143.6)	105/32"	(257.9)	129/32"	(48.4)
B3093-1 1/4	1 1/4"	(32)	1 11/16"	(42.9)	3/4"	(20)	553/64"	(148.0)	102 1/64"	(2262.3)	25/64"	(52.8)
B3093-1 1/2	1 1/2"	(40)	1 29/32"	(48.4)	3/4"	(20)	6"	(152.4)	10 1/2"	(266.7)	2 1/4"	(58.1)
B3093-2	2"	(50)	2 3/8"	(60.3)	3/4"	(20)	6 3/16"	(157.2)	10 11/16"	(271.5)	2 7/16"	(61.9)
B3093-2 1/2	2 1/2"	(65)	2 7/8"	(73.0)	1 1/2"	(40)	6 5/16"	(160.3)	10 13/16"	(274.6)	2 9/16"	(65.1)
B3093-3	3"	(80)	3 1/2"	(88.9)	1 1/2"	(40)	6 5/8"	(168.3)	11 1/8"	(282.6)	2 7/8"	(73.0)
B3093-3 1/2	3 1/2"	(90)	4"	(101.6)	1 1/2"	(40)	6 7/8"	(174.6)	11 3/8"	(288.9)	3 1/8"	(79.4)
B3093-4	4"	(100)	4 7/8"	(123.8)	2 1/2"	(65)	7 1/4"	(184.1)	11 3/4"	(298.4)	3 1/2"	(88.9)
B3093-5	5"	(125)	5 9/16"	(141.3)	2 1/2"	(65)	7 25/32"	(197.6)	12 9/32"	(311.9)	4 1/32"	(102.4)
B3093-6	6"	(150)	7"	(177.8)	2 1/2"	(65)	8 7/16"	(214.3)	12 15/16"	(328.6)	4 11/16"	(119.1)
B3093-8	8"	(200)	9 1/8"	(231.8)	2 1/2"	(65)	10 1/4"	(260.3)	14 3/4"	(374.6)	6 1/2"	(165.1)
B3093-10	10"	(250)	11 1/8"	(282.6)	2 1/2"	(65)	11 5/16"	(287.3)	15 13/16"	(401.6)	7 9/16"	(192.1)
B3093-12	12"	(300)	13 1/2"	(342.9)	2 1/2"	(65)	12 1/8"	(308.0)	16 5/8"	(422.3)	8 3/8"	(212.7)
B3093-14	14"	(350)	14"	(355.6)	3"	(80)	14 1/2"	(368.3)	19"	(482.6)	10 3/4"	(273.0)
B3093-16	16"	(400)	16"	(406.4)	3"	(80)	15 1/2"	(393.7)	20"	(508.0)	11 3/4"	(298.4)
B3093-18	18"	(450)	18"	(457.2)	4"	(100)	17 1/4"	(438.1)	21 3/4"	(552.4)	13 1/2"	(342.9)
B3093-20	20"	(500)	20"	(508.0)	4"	(100)	18 1/4"	(463.5)	22 3/4"	(577.8)	14 1/2"	(368.3)
B3093-24	24"	(600)	24"	(609.6)	4"	(100)	21 1/2"	(546.1)	26"	(660.4)	17 3/4"	(450.8)
B3093-30	30"	(750)	30"	(762.0)	4"	(100)	24 5/8"	(625.5)	29 1/8"	(739.8)	20 7/8"	(530.2)
B3093-36	36"	(900)	36"	(914.4)	4"	(100)	27 5/8"	(701.7)	32 1/8"	(816.0)	23 7/8"	(606.4)

Note:

4" (100) thru 12" (300) fits both steel and ductile iron pipe.

For other ductile iron pipe sizes specify B3093DI - size.

3" (80) Ductile Iron uses B3093-3 1/2

# Pipe Supports, Guides, Shields & Saddles

## B3093 - Adjustable Pipe Saddle Support (TOLCO Fig. 317A) cont.

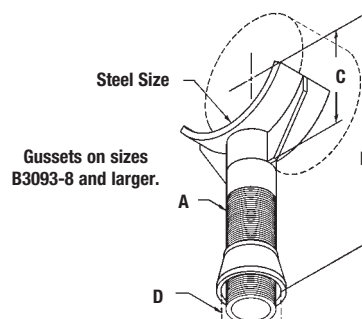


A  
Schedule 40 Pipe Size

B  
Center of pipe to bottom of pipe reducer.

C  
Center of pipe to bottom lip of support.

D  
Nominal pipe size of base stand - Figure B3088T, not included.



Part No.	D		Saddle Steel Size		Approx. Wt./100			
	in.	(mm)	in.	(mm)	Complete Lbs.	(kg)	Saddle Only Lbs.	(kg)
B3093-1	1 1/2"	(40)	1/4" x 1 3/4"	(6.3 x 44.4)	189	(85.7)	49	(22.2)
B3093-1 1/4	1 1/2"	(40)	1/4" x 1 3/4"	(6.3 x 44.4)	221	(100.2)	81	(36.7)
B3093-1 1/2	1 1/2"	(40)	1/4" x 1 3/4"	(6.3 x 44.4)	228	(103.4)	88	(39.9)
B3093-2	1 1/2"	(40)	1/4" x 1 3/4"	(6.3 x 44.4)	234	(106.1)	94	(42.6)
B3093-2 1/2	2 1/2"	(65)	1/4" x 3"	(6.3 x 76.2)	567	(257.2)	167	(75.8)
B3093-3	2 1/2"	(65)	1/4" x 3"	(6.3 x 76.2)	576	(261.3)	176	(79.9)
B3093-3 1/2	2 1/2"	(65)	1/4" x 3"	(6.3 x 76.2)	588	(266.7)	188	(85.3)
B3093-4	3"	(80)	1/4" x 4"	(6.3 x 101.6)	1064	(482.6)	364	(165.1)
B3093-5	3"	(80)	1/4" x 4"	(6.3 x 101.6)	1081	(490.3)	381	(172.8)
B3093-6	3"	(80)	3/8" x 4"	(9.5 x 101.6)	1234	(559.7)	534	(242.2)
B3093-8	3"	(80)	3/8" x 4"	(9.5 x 101.6)	1496	(678.6)	796	(361.1)
B3093-10	3"	(80)	3/8" x 4"	(9.5 x 101.6)	1614	(732.1)	914	(414.6)
B3093-12	3"	(80)	3/8" x 4"	(9.5 x 101.6)	1768	(801.9)	1068	(484.4)
B3093-14	4"	(100)	3/8" x 5"	(9.5 x 127.0)	2654	(1203.8)	1654	(750.2)
B3093-16	4"	(100)	3/8" x 5"	(9.5 x 127.0)	2817	(1277.8)	1817	(824.2)
B3093-18	6"	(150)	1/2" x 5"	(12.7 x 127.0)	4998	(2267.1)	2798	(1269.1)
B3093-20	6"	(150)	1/2" x 5"	(12.7 x 127.0)	5218	(2366.8)	3018	(1368.9)
B3093-24	6"	(150)	1/2" x 6"	(12.7 x 152.4)	6346	(2878.5)	4146	(1880.6)
B3093-30	6"	(150)	1" x 6"	(25.4 x 152.4)	9824	(4456.1)	7624	(3458.2)
B3093-36	6"	(150)	1" x 6"	(25.4 x 152.4)	11077	(5024.4)	8877	(4026.5)

Note:

4" (100) thru 12" (300) fits both steel and ductile iron pipe.

For other ductile iron pipe sizes specify B3093DI - size.

3" (80) Ductile Iron uses B3093-3 1/2

All dimensions in charts and on drawings are in inches. Dimensions shown in parentheses are in millimeters unless otherwise specified.