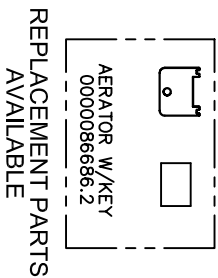
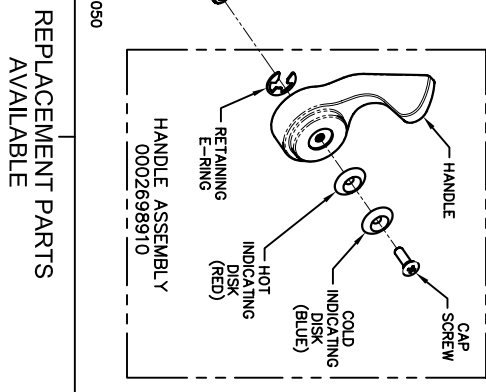
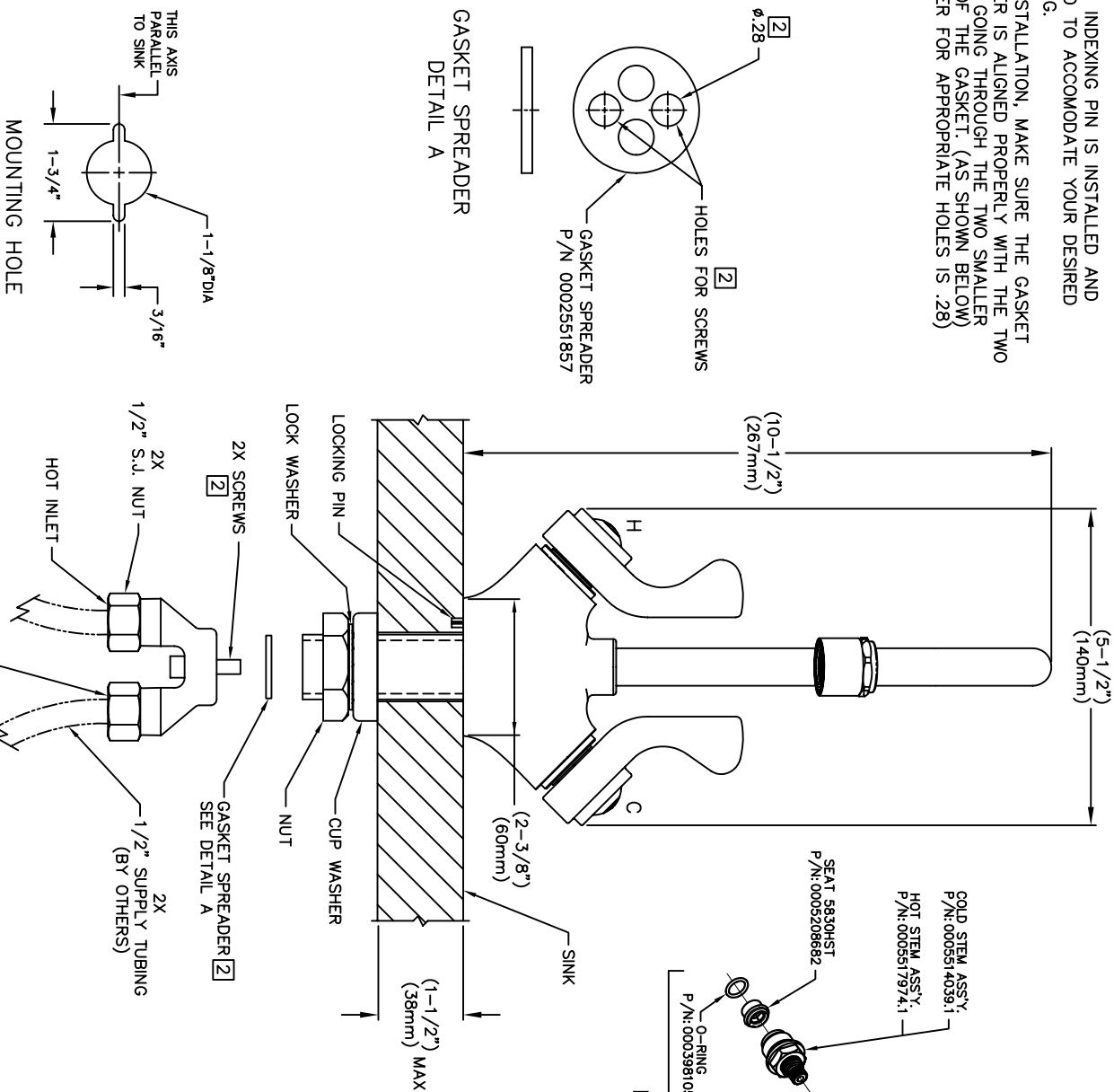


NOTE:

1. BE SURE INDEXING PIN IS INSTALLED AND ORIENTED TO ACCOMODATE YOUR DESIRED MOUNTING.
2. UPON INSTALLATION, MAKE SURE THE GASKET SPREADER IS ALIGNED PROPERLY WITH THE TWO SCREWS GOING THROUGH THE TWO SMALLER HOLES OF THE GASKET. (AS SHOWN BELOW) (DIAMETER FOR APPROPRIATE HOLES IS .28)



Haws Corporation		INFO FAX : 1-888-FAX-HAWS (1-888-329-4297)	
1455 Kleppe Ln, Sparks NY, 89431		Phone: 775-359-4712 Fax: 775-359-7424	
Haws Ag Boehrweg 3 CH-3401 Burgdorf Switzerland		Haws Mfg Pte Ltd 74 Sungei Kadut Loop Singapore 729531	
e-mail: Haws@hawsco.com website: www.hawsco.com			
FORM NO. 5530LF	REV. 05/94	MODEL(S): 5530LF	INFO FAX DOC # 2553053
DATE: 05/94	DATE: 05/94	SCALE: 1:3	DRAWING TYPE: INSTALLATION/REPAIR
APPROVED: [Signature]	DATE: 05/94	SCALE: 1:3	DRAWING TYPE: INSTALLATION/REPAIR
PART NAME: 5530LF	REV. 05/94	DATE: 05/94	SCALE: 1:3
11406A00	11406A00	11406A00	11406A00
SHEET 1 OF 1	SHEET 1 OF 1	SHEET 1 OF 1	SHEET 1 OF 1