

B3222 - Eye Socket (TOLCO Fig. 307)

Size Range: 1/4"-20 thru 3/4"-10 rod

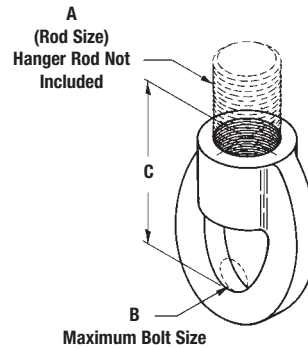
Material: Malleable Iron

Function: To provide an adjustable threaded connection for hanger rods.

Approvals: Underwriters Laboratories Listed 3/8"-16 thru 3/4"-10. Conforms to Federal Specification WW-H-171E & A-A-1192A, Type 16 and Manufacturers Standardization Society ANSI/MSS SP-69 & SP-58, Type 16.

Finish: Plain. Contact B-Line for alternative finishes and materials.

Order By: Part number and finish



Part No.	Rod Size A	Max. Bolt Size B		C		Design Load		Approx. Wt./100	
		in.	(mm)	in.	(mm)	Lbs.	(kN)	Lbs.	(kg)
B3222-1/4	1/4"-20	1/4"	(6.3)	1 1/8"	(28.6)	400	(1.78)	6	(2.7)
B3222-3/8	3/8"-16	1/4"	(6.3)	1 3/8"	(34.9)	730	(3.25)	9	(4.1)
B3222-1/2	1/2"-13	1/4"	(6.3)	1 1/2"	(38.1)	1350	(6.00)	16	(7.2)
B3222-5/8	5/8"-11	3/8"	(9.5)	1 3/4"	(44.4)	1580	(7.03)	21	(9.5)
B3222-3/4	3/4"-10	1/2"	(12.7)	2"	(50.8)	1900	(8.45)	38	(17.2)

All dimensions in charts and on drawings are in inches. Dimensions shown in parentheses are in millimeters unless otherwise specified.

Threaded Accessories

B3200 - Weldless Eye Nut (TOLCO Fig. 330)

Size Range: 3/8"-16 thru 2 1/2"-4 1/2 machine thread.

Material: Forged Steel

Quality Assurance: Conforms to the requirements of NCA 3800.

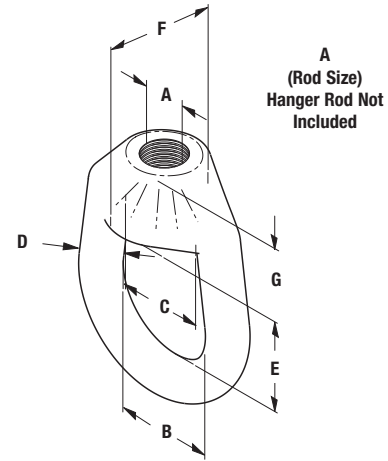
Threads: Tapped UNC Class 2B. Right hand threads are standard. Left hand threads supplied upon request.

Function: Used on piping installations where high strength and swivel action are required. Left hand tap is also available.

Approvals: Conforms to Federal Specification WW-H-171E & A-A-1192A, Type 17 and Manufacturers Standardization Society ANSI/MSS SP-69 & SP-58, Type 17.

Finish: Plain. Contact B-Line for alternative finishes and materials.

Order By: Part number and finish.



Part No.	Rod Size A	B		C		D		E		F		G	
		in.	(mm)	in.	(mm)	in.	(mm)	in.	(mm)	in.	(mm)	in.	(mm)
B3200-3/8	3/8"-16	1 1/2"	(38.1)	1 3/16"	(30.2)	1/2"	(12.7)	2"	(50.8)	1 3/8"	(34.9)	1 1/16"	(17.5)
B3200-1/2	1/2"-13	1 1/2"	(38.1)	1 3/16"	(30.2)	1/2"	(12.7)	2"	(50.8)	1 3/8"	(34.9)	1 1/16"	(17.5)
B3200-5/8	5/8"-11	1 1/2"	(38.1)	1 3/16"	(30.2)	1/2"	(12.7)	2"	(50.8)	1 3/8"	(34.9)	1 1/16"	(17.5)
B3200-3/4	3/4"-10	1 1/2"	(38.1)	1 3/16"	(30.2)	1/2"	(12.7)	2"	(50.8)	1 3/8"	(34.9)	1 1/16"	(17.5)
B3200-7/8	7/8"-9	2"	(50.8)	1 11/16"	(42.9)	3/4"	(19.0)	2 5/8"	(66.7)	1 15/16"	(49.2)	1"	(25.4)
B3200-1	1"-8	2"	(50.8)	1 11/16"	(42.9)	3/4"	(19.0)	2 5/8"	(66.7)	1 15/16"	(49.2)	1"	(25.4)
B3200-1 1/8	1 1/8"-7	2 1/2"	(63.5)	1 13/16"	(46.0)	1"	(25.4)	3 3/8"	(85.7)	2 3/8"	(60.3)	1 1/4"	(31.7)
B3200-1 1/4	1 1/4"-7	2 1/2"	(63.5)	1 13/16"	(46.0)	1"	(25.4)	3 3/8"	(85.7)	2 3/8"	(60.3)	1 1/4"	(31.7)
B3200-1 1/2	1 1/2"-6	2 1/2"	(63.5)	1 13/16"	(46.0)	1"	(25.4)	3 3/8"	(85.7)	2 3/8"	(60.3)	1 1/4"	(31.7)
B3200-1 3/4	1 3/4"-5	4"	(101.6)	4"	(101.6)	1 1/2"	(38.1)	6 1/4"	(158.7)	4"	(101.6)	2 1/4"	(57.1)
B3200-2	2"-4 1/2	4"	(101.6)	4"	(101.6)	1 1/2"	(38.1)	6 1/4"	(158.7)	4"	(101.6)	2 1/4"	(57.1)
B3200-2 1/4	2 1/4"-4 1/2	4"	(101.6)	4"	(101.6)	1 1/2"	(38.1)	6 1/4"	(158.7)	4"	(101.6)	2 1/4"	(57.1)
B3200-2 1/2	2 1/2"-4 1/2	4"	(101.6)	4"	(101.6)	1 1/2"	(38.1)	6 1/4"	(158.7)	4"	(101.6)	2 1/4"	(57.1)

Part No.	Design Load				Approx. Wt./100 Lbs. (kg)	
	650°F (343°C)		750°F (399°C)			
	Lbs.	(kN)	Lbs.	(kN)		
B3200-3/8	610	(2.71)	540	(2.40)	63	(28.6)
B3200-1/2	1130	(5.02)	1010	(4.49)	60	(27.2)
B3200-5/8	1810	(8.05)	1610	(7.16)	59	(26.7)
B3200-3/4	2710	(12.05)	2420	(10.76)	56	(25.4)
B3200-7/8	3770	(16.77)	3360	(14.94)	170	(77.1)
B3200-1	4950	(22.02)	4420	(19.66)	174	(78.9)
B3200-1 1/8	6230	(27.71)	5560	(24.73)	373	(169.2)
B3200-1 1/4	8000	(35.58)	7140	(31.76)	364	(165.1)
B3200-1 1/2	11630	(51.73)	10370	(46.12)	345	(156.5)
B3200-1 3/4	15700	(69.83)	14000	(62.27)	1657	(751.6)
B3200-2	20700	(92.07)	18460	(82.11)	1614	(732.1)
B3200-2 1/4	27200	(120.98)	24260	(107.91)	1562	(708.5)
B3200-2 1/2	33500	(149.01)	29880	(132.90)	1506	(683.1)



B501 - Light Weight U-Bolt with 2 Hex Nuts (TOLCO Fig. 111)

Size Range: Size 1/2" (15mm) thru 8" (200mm) pipe

Material: Carbon Steel

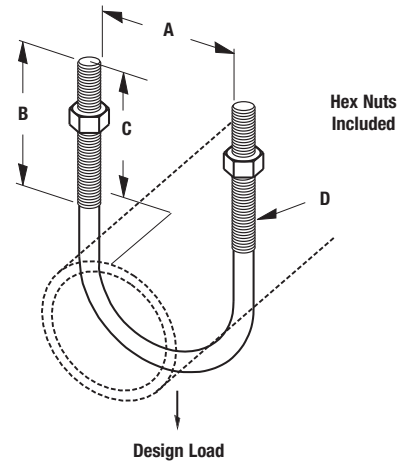
Function: Recommended for supporting or anchoring light pipe loads.

Maximum Temperature: 650°F (343°C)

Finish: Plain. Contact B-Line for alternative finishes and materials.

Order By: Part number and finish.

Note: When furnished in Hot-Dip Galvanized finish, oversize tapped hex nuts must be used.



Part No.	A		B		C		D	Design Load		Approx. Wt./100	
	in.	(mm)	in.	(mm)	in.	(mm)		Lbs.	(kN)	Lbs.	(kg)
B501-1/2	15/16"	(23.8)	1 3/4"	(44.4)	1 1/2"	(38.1)	5/16"-18	600	(2.67)	12	(5.4)
B501-3/4	1 1/8"	(28.6)	1 3/4"	(44.4)	1 5/8"	(41.3)	5/16"-18	600	(2.67)	13	(5.9)
B501-1	1 3/8"	(29.9)	1 7/8"	(47.6)	1 5/8"	(41.3)	5/16"-18	900	(4.00)	14	(6.3)
B501-1 1/4	1 23/32"	(43.6)	1 3/4"	(44.4)	1 15/32"	(37.3)	5/16"-18	900	(4.00)	15	(6.8)
B501-1 1/2	2"	(50.8)	1 3/4"	(44.4)	1 7/16"	(36.5)	5/16"-18	900	(4.00)	16	(7.2)
B501-2	2 7/16"	(61.9)	2 1/16"	(52.4)	1 7/8"	(47.6)	3/8"-16	1200	(5.34)	27	(12.2)
B501-2 1/2	2 15/16"	(74.6)	2 1/16"	(52.4)	1 13/16"	(46.0)	3/8"-16	1200	(5.34)	32	(14.5)
B501-3	3 9/16"	(90.5)	2"	(50.8)	1 3/4"	(44.4)	3/8"-16	1800	(8.00)	36	(16.3)
B501-3 1/2	4 3/32"	(94.6)	2"	(50.8)	1 23/32"	(43.6)	3/8"-16	1800	(8.00)	38	(17.2)
B501-4	4 19/32"	(116.7)	2 1/4"	(57.1)	1 21/32"	(50.0)	3/8"-16	1800	(8.00)	42	(19.0)
B501-5	5 21/32"	(143.6)	2 1/4"	(57.1)	2"	(50.8)	1/2"-13	2400	(10.70)	92	(41.7)
B501-6	6 3/4"	(171.4)	2 5/8"	(66.7)	2 3/8"	(60.3)	5/8"-11	2400	(10.70)	176	(79.8)
B501-8	8 3/4"	(222.2)	2 5/8"	(66.7)	2 3/8"	(60.3)	5/8"-11	2400	(10.70)	191	(86.6)

All dimensions in charts and on drawings are in inches. Dimensions shown in parentheses are in millimeters unless otherwise specified.