

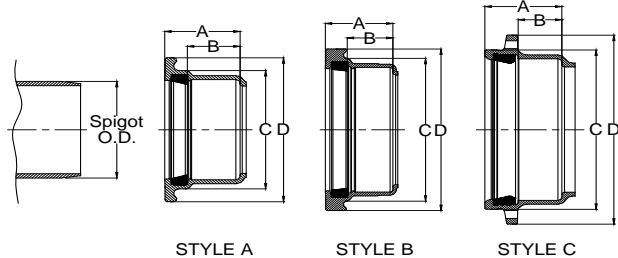
# HARCO DUCTILE IRON IPS GASKETED FITTINGS

## DESIGN DATA

### Applicable Standards:

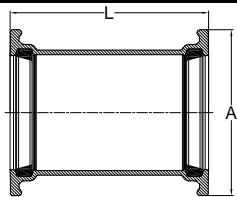
Ductile Iron: ASTM A536, Grade 65 - 45 - 12, 80 - 55 - 06  
 Joints: ASTM D-3139; AWWA C153  
 Gaskets: ASTM F477; SBR Std, EPDM & Nitrile avail  
 Pressure Rating: 350psi per AWWA C153  
 Coatings: Bituminous, AWWA C153, Standard  
 Cement Lining, AWWA C153  
 Coal Tar Epoxy, AWWA C210  
 Fusion Bond Epoxy, AWWA C116  
 Protecto 401

### BELL SPECIFICATIONS



SIZE	A	B	C	D	Spigot O.D.	STYLE
1½	2.6	1.7	2.9	4.6	1.9	A
2	2.8	1.7	3.4	5.2	2.4	A
2½	2.8	1.7	4.0	5.7	2.9	A
3	3.0	1.7	4.8	6.5	3.5	A
4	3.9	2.8	5.8	7.5	4.5	A
5	4.2	3.0	6.8	8.6	5.6	A
6	4.4	3.1	8.1	9.9	6.6	A
8	5.0	3.5	10.3	12.0	8.6	A
10	5.8	4.1	12.7	14.8	10.8	B
12	6.1	4.1	14.9	17.0	12.8	B
14	7.3	4.1	17.6	20.9	15.3	C
16	7.8	4.6	19.7	23.3	17.4	C

### REPAIR COUPLING (Knock-On)

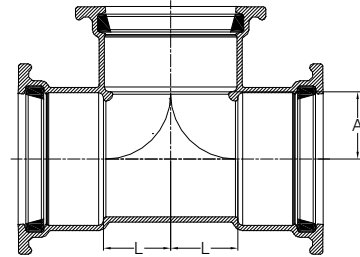


SIZE	PART #	A	L	WT (approx)
1½	80040	4.6	8.0	5.0
2	80140	5.2	8.0	5.2
2½	80240	5.7	8.5	6.3
3	80340	6.5	9.0	8.8
4	80440	7.5	9.0	11.3
5	80540	8.6	11.0	16.3
6	80640	9.8	12.0	22.0

### REPAIR COUPLING (Knock-On) (continued)

SIZE	PART #	A	L	WT (approx)
8	80840	12.0	13.0	32.4
10	81040	14.8	15.0	56.7
12	81240	17.0	15.0	70.9
14	81440MJ	20.9	15.0	110
16	81640MJ	23.3	15.0	123
18	81840MJ			

### TEE (G x G x G)



SIZE	PART #	A	L	WT (approx)
1½ x 1½ x 1½	8000000	1.1	1.1	6.4
2 x 2 x 2	8010101	1.4	1.4	8.4
2 x 2 x 2½	8010102	1.4	1.6	8.9
2 x 2 x 3	8010103	1.5	1.8	10.2
2½ x 2½ x 2	8020201	1.6	1.4	9.1
2½ x 2½ x 2½	8020202	1.6	1.6	10.0
2½ x 2½ x 3	8020203	1.6	2.1	11.6
3 x 2½ x 2½	8030202	1.6	2.0	11.1
3 x 3 x 2	8030301	2.0	1.4	11.7
3 x 3 x 2½	8030302	2.0	1.6	12.2
3 x 3 x 3	8030303	2.0	2.0	13.8
4 x 4 x 2	8040401	2.5	1.4	16.3
4 x 4 x 2½	8040402	2.5	1.6	16.7
4 x 4 x 3	8040403	2.5	2.0	18.4
4 x 4 x 4	8040404	2.5	2.5	21.5
6 x 6 x 2	8060601	3.5	1.3	24.6
6 x 6 x 2½	8060602	3.5	1.6	25.5
6 x 6 x 3	8060603	3.5	2.0	27.6
6 x 6 x 4	8060604	3.5	2.5	30.8
6 x 6 x 6	8060606	3.5	3.5	37.2
8 x 8 x 3	8080803	4.6	2.0	39.1
8 x 8 x 4	8080804	4.6	2.5	43.7
8 x 8 x 6	8080806	4.5	3.5	49.8
8 x 8 x 8	8080808	4.5	4.5	59.3
10 x 10 x 4	8101004	5.7	2.5	67.6
10 x 10 x 6	8101006	5.6	3.5	76.4
10 x 10 x 8	8101008	5.6	4.6	86.4
10 x 10 x 10	8101010	5.6	5.6	105.4
12 x 12 x 6	8121206	6.7	3.5	96.0
12 x 12 x 8	8121208	6.7	4.6	107.4
12 x 12 x 12	8121212	6.7	6.7	141.3
14 x 14 x 14	8141414	7.8	7.8	286.4
16 x 16 x 16	8161616	9.1	9.1	335.3
18 x 18 x 18	8181818MJ	from	SIGMA	435.0

### Notes:

- All lay lengths & weights are approximate and subject to change without notice
- Fabricated fitting configurations may vary

### Bell & Spigot Specification Note:

- 1½" – 12": Bells and Spigots are IPS size
- 14" – 18": Bells and Spigots are Ductile Iron Pipe Size (DIPS) for AWWA C905 PVC Pipe or Ductile Iron Pipe

Call For Other Sizes, Configurations & Gasket Materials



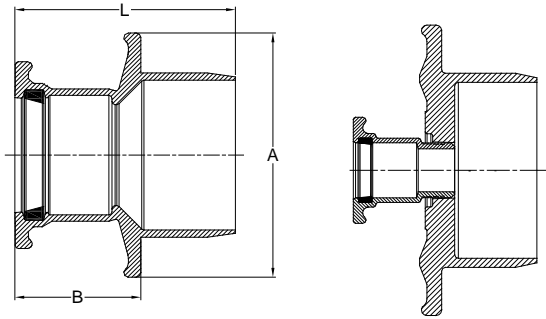
### THE HARRINGTON CORPORATION

P.O. BOX 10335 • LYNCHBURG, VIRGINIA 24506 • 3721 COHEN PLACE • LYNCHBURG, VIRGINIA 24501  
 PHONE: (434) 845-7094 • FAX: (434) 845-8562 • E-MAIL: sales@harcofittings.com • WEB: www.harcofittings.com  
 D120180411

# HARCO DUCTILE IRON IPS GASKETED FITTINGS

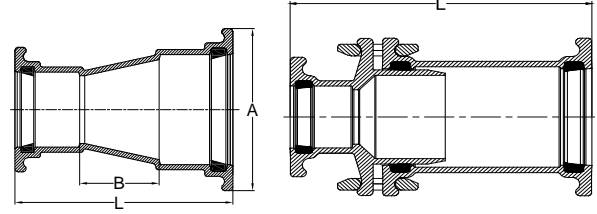
## DESIGN DATA

### REDUCER – S.E.B. (Small End Bell)



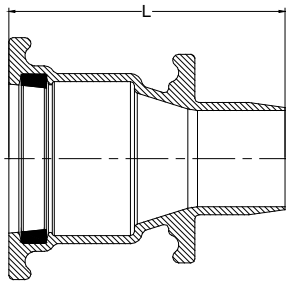
SIZE	PART #	A	B	L	WT (approx)
2½ x 2	80230	5.7	3.1	5.6	4.4
3 x 2	80332	6.5	3.4	6.2	5.3
3 x 2½	80330	6.5	3.4	6.2	5.5
4 x 2	80434	7.5	3.8	6.9	6.8
4 x 2½	80432	7.5	3.6	6.7	6.9
4 x 3	80430	7.5	3.6	6.7	7.7
6 x 3	80634	9.9	4.7	8.5	12.0
6 x 4	80632	9.9	5.1	8.9	13.8
6 x 5	80628	9.9	4.8	8.6	14.0
8 x 4	80834	12.1	6.1	10.3	18.9
8 x 6	80832	12.0	5.8	9.9	22.2
10 x 6	81032	14.8	7.5	12.4	39.3
10 x 8	81030	14.8	7.1	12.0	40.2
12 x 6	81234	17.0	8.5	13.7	49.2
12 x 8	81232	17.0	8.1	13.3	52.0
12 x 10	81230	17.0	8.3	13.5	61.0
14 x 6	81434	20.9	3.6	7.4	80.7
14 x 10	81432	20.9	9.1	14.3	87.3
14 x 12	81430	20.9	8.4	13.7	89.2
16 x 6	81635	23.3	3.6	7.4	96.0
16 x 10	81633	23.3	10.4	17.6	119.2
16 x 12	81632	23.3	9.7	16.9	120.7
16 x 14	81630	23.3	9.9	15.1	141.2
18 x 12	81834MJ				130
18 x 14	81832MJ				175
18 x 16	81830MJ				170

### REDUCER (Bell x Bell)



SIZE	PART #	A	B	L	STYLE	WT (approx)
2 x 1½	80130BB	-	-	12.6	B	14.0
2½ x 1½	80232BB	-	-	13.1	B	15.8
3 x 2	80332	-	-	12.9	B	17.1
3 x 2½	80330	-	-	12.9	B	17.3
4 x 2	80434	-	-	13.2	B	20.3
4 x 2½	80432	-	-	13.1	B	20.4
4 x 3	80430	-	-	13.1	B	21.2
6 x 2	80638BB	-	-	16.2	B	42.4
6 x 2½	80636BB	-	-	16.8	B	43.5
6 x 3	80634BB	-	-	17.2	B	37.0
6 x 4	80630	9.9	5.0	13.4	A	40
8 x 2½	80838BB	-	-	17.7	B	59.9
8 x 3	80836BB	-	-	17.9	B	61.1
8 x 4	80834	-	-	19.6	B	54.3
8 x 6	80830	12.1	7.0	16.9	A	58.0
10 x 6	81032	-	-	23.1	B	103.2
10 x 8	81030	-	-	22.3	B	104.1
12 x 6	81234	-	-	24.1	B	127.3
12 x 8	81232	-	-	23.7	B	130.7
12 x 10	81230	-	-	23.8	B	139.1
14 x 12	81430BB	-	-	23.9	B	250.0
16 x 12	81632BB	-	-	25.5	B	314.0
16 x 14	81630BB	25.3	1.97	17.0	A	137.0
18 x 14	81832BB					217
18 x 16	81830BB					202

### REDUCER – L.E.B. (Large End Bell)



SIZE	PART #	L	WT (approx)
3 x 4	80431	8.6	10.1

#### Notes:

- All lay lengths & weights are approximate and subject to change without notice
- Fabricated fitting configurations may vary

#### Bell & Spigot Specification Note:

- 1½" – 12": Bells and Spigots are IPS size
- 14" – 18": **Bells and Spigots are Ductile Iron Pipe Size (DIPS) for AWWA C905 PVC Pipe or Ductile Iron Pipe**

Call For Other Sizes, Configurations & Gasket Materials



### THE HARRINGTON CORPORATION

P.O. BOX 10335 • LYNCHBURG, VIRGINIA 24506 • 3721 COHEN PLACE • LYNCHBURG, VIRGINIA 24501  
 PHONE: (434) 845-7094 • FAX: (434) 845-8562 • E-MAIL: sales@harcofittings.com • WEB: www.harcofittings.com