


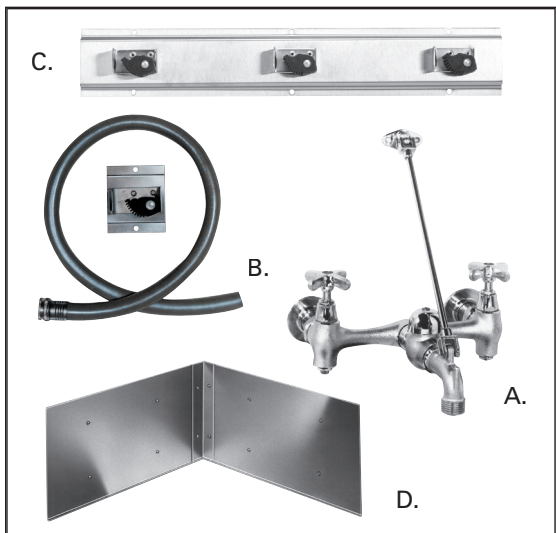
Model No. () Size (), as manufactured by Stern-Williams Co., Inc. Shoulders shall not be less than 8" high inside measurement, and not less than 1-1/4" wide. Drain shall be cast brass with stainless steel strainer cast integral and shall provide for a caulked lead connection not less than 1" deep to a 3" pipe. Receptor composed of pearl grey marble chips and white Portland cement ground smooth, grouted and sealed to resist stains.

An optional anodized extruded aluminum or vinyl bumper guard is offered for exposed sides. Cap to be attached on the job.

STERN
WILLIAMS
MTB®
ARCHITECTURAL
SPECIFICATIONS



MODEL	SIZE	ALUMINUM OR VINYL CAP FOR EXPOSED SIDES
MTB SQUARE BASIN		
<input type="checkbox"/> MTB-2424	24"x24"x10"	<input type="checkbox"/> CAP ON 1 SIDE <input type="checkbox"/> CAP ON 2 SIDES <input type="checkbox"/> CAP ON 3 SIDES
MTB RECTANGULAR BASIN		
<input type="checkbox"/> MTB-3624	36"x24"x10"	<input type="checkbox"/> CAP ON 1 SIDE <input type="checkbox"/> CAP ON 2 SIDES <input type="checkbox"/> CAP ON 3 SIDES
A-20	Aluminum bumper guards	
V-70	Vinyl bumper guards	
-SS	Stainless steel caps, cast integral during production	

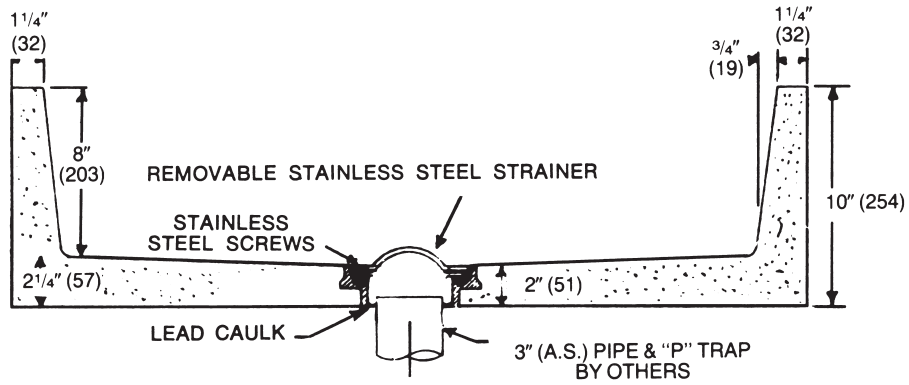


QUALITY OPTIONAL FITTINGS

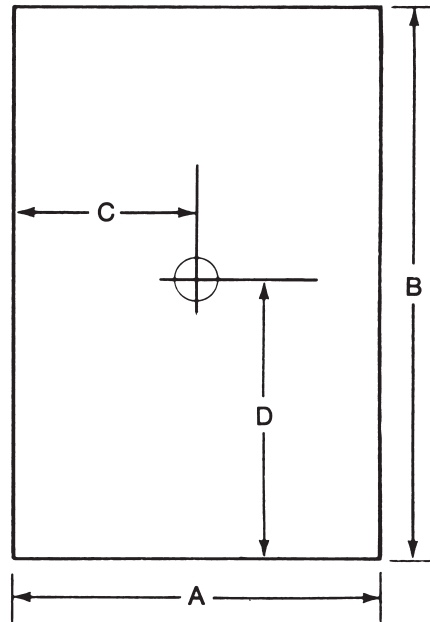
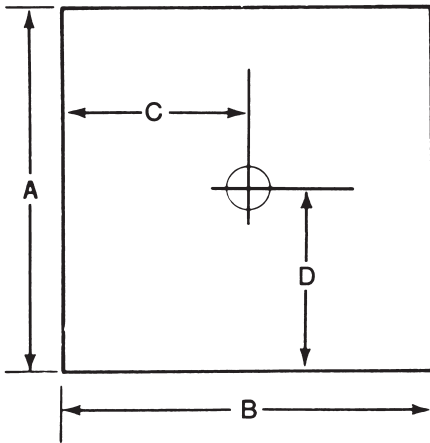
- A. **T-10-VB** Mop-Service sink fitting with vacuum breaker, adjustable top brace, 3/4" hose thread on spout with bucket hook inlets 8" on center, chrome finish.
- T-15 VB** same as above with polished chrome finish.
- B. **T-35** Hose and wall hook. Hose 36" long, with 3/4" chrome couplings. Wall bracket of stainless steel.
- C. **T-40** Stainless Steel Mop Hanger of stainless steel with #4 finish. . . 24" long, with 3 rubber spring loaded grips.
- D. **BP** Splash Catcher Panels of 20 ga. type 304 stainless steel.

JOB ARCHITECT
LOCATION ENGINEER

CROSS SECTION



ROUGH-IN



MTB SQUARE BASIN

MODEL	SIZE	A	B	C	D
MTB-2424	Inches 24x24x10	24	24	12	12
MTB-2424	MM 610x610x250	610	610	305	305

MTB RECTANGULAR BASIN

MODEL	SIZE	A	B	C	D
MTB-3624	Inches 36x24x10	24	36	12	18
MTB-3624	MM 915x610x250	610	915	305	457

Note: All dimensions subject to manufacturing variance of plus or minus 1/4" (6 MM).