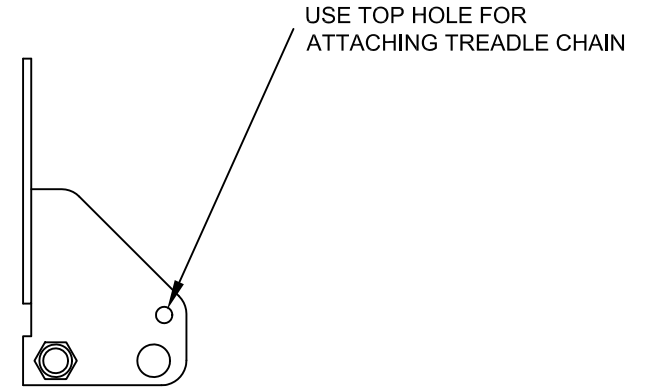
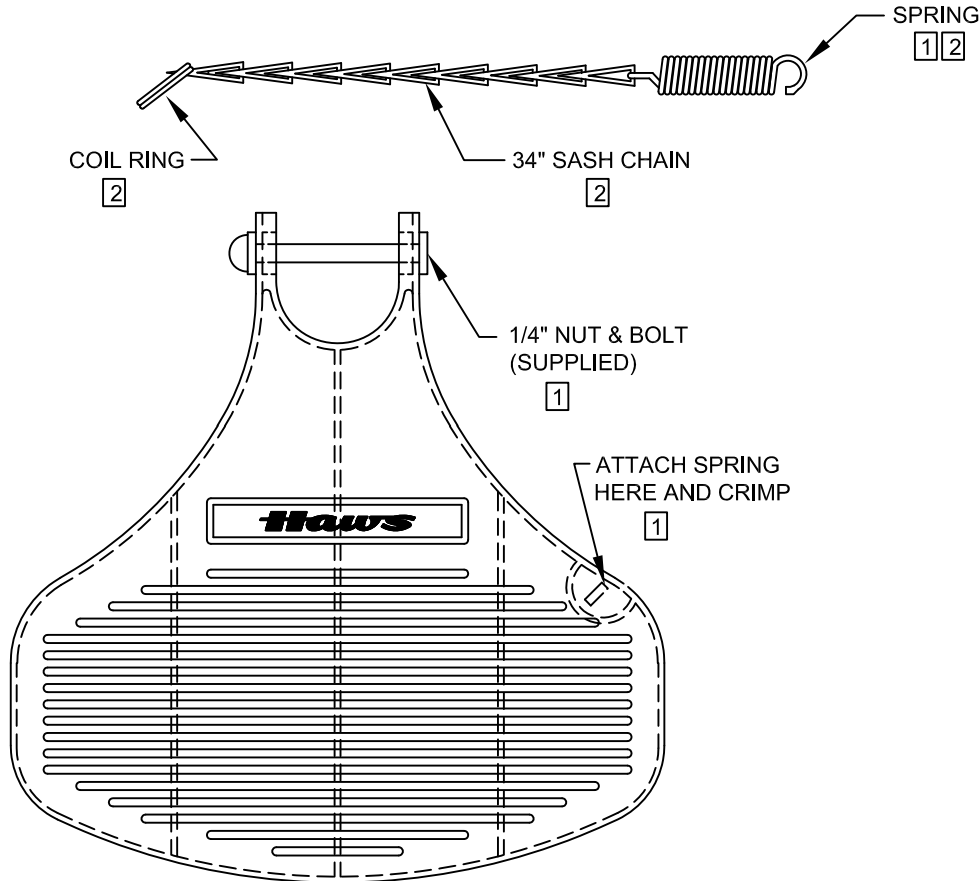
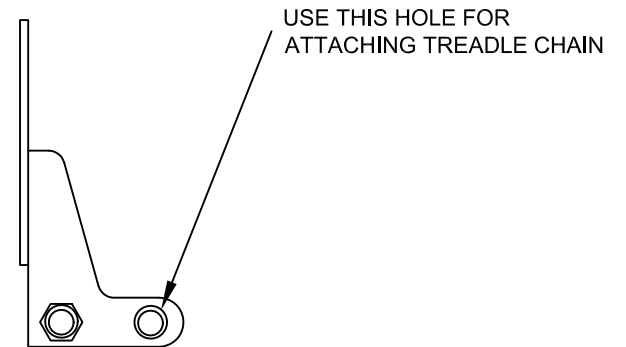


## NOTES: FOOT TREADLE ASSEMBLY

- 1 HOOK SPRING THROUGH SLOTTED OPENING OF TREADLE FROM TOP AND CRIMP SECURING IT TO THE TREADLE. INSERT BOLT PROVIDED THROUGH HOLE IN FLOOR FLANGE.
- 2 DEPENDING ON TYPE OF FLAG STYLE, ATTACH COIL RING USING EITHER VIEW A OR VIEW B THEN TRIM SASH CHAIN TO NECESSARY LENGTH IN ORDER TO PROVIDE NORMAL OPERATION. CRIMP END OF SPRING TO SASH CHAIN.



### STYLE A



### STYLE B

			1455 KLEPPE LANE SPARKS, NEVADA 89431 (775) 359-4712 FAX (755) 359-7424 E-MAIL: HAWS@HAWS.CO.COM WEBSITE: WWW.HAWS.CO.COM	
ECN NO.:	REVISED PER:	BY:	MODEL(S)	PART NUMBER
ECN: 4580	HM		SP220	0002080330
DRAWN:	DATE:	CHKD.:	FOOT TREADLE ASSEMBLY	DRAWING NO.
D. OLLOM	09/96			12508C00
APPROVED:	DATE:		SCALE: 1:1	INSTALLATION
			DRAWING TYPE:	SIZE: A SHEET 1 OF 1