

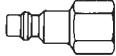

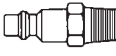

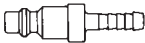




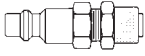





1/8" One Way Shut-Off 2 Series

See Specifications & Performance Data on Page 8.

PLUGS		SOCKETS	
			
CAT. NO.		CAT. NO.	
FEMALE THREAD			
1/8 FPT 1/4 FPT	23-2 27-2 	2302 ● 2702	
MALE THREAD			
1/8 MPT 1/4 MPT	22-2 ■ ● 24-2 	2202 ● 2402	
HOSE STEM (Require Hose Clamps)			
1/8 I.D. 3/16 I.D. 1/4 I.D.	02-2 03-2 04-2 	2022 2032 2042	
SELF STORING AIR HOSE			
1/4 I.D.		1502	
REUSABLE HOSE CLAMP			
ID OD 3/16 x 3/8 3/16 x 7/16 1/4 x 1/2 1/4 x 9/16 1/4 x 5/8 1/4 x 11/16	 PB3-2 PB5-2 PB7-2 PB9-2	SAA-2 SAO-2	
PLASTIC & METAL TUBING			
.170 x 1/4 Plastic 1/4 Soft Metal	PJ8-2 PJ8-2M 	SJ8-2 SJ8-2M	

FEATURES

- High flow capability for small coupler
- Only 5/8" diameter
- Socket weighs 1 oz.
- Precision leak-proof seal
- Positive locking mechanism



PANEL MOUNT (Max. Panel Thickness 3/4")

.170 x 1/4 Plastic 1/4 Soft Metal	SJ8P-2 SJ8P-2M
--------------------------------------	-------------------



VALVE CORE (Brass)

.170 x 1/4 Plastic 1/4 Soft Metal	PJ8-2V PJ8-2VM
--------------------------------------	-------------------



- Available In Brass – Suffix B
- Available In 303 Stainless – Suffix S/S

1/4" One Way Shut-Off

3 Series



INDUSTRIAL INTERCHANGE

See Specifications & Performance Data on Page 8.

PLUGS



FEMALE THREAD

FEMALE THREAD	CAT. NO.	
1/8 FPT	13-3 ■	
1/4 FPT	11-3 ■ ●	
3/8 FPT	15-3	

MALE THREAD

MALE THREAD	CAT. NO.	
1/8 MPT	12-3 ■ ●	
1/4 MPT	10-3 ■ ●	
3/8 MPT	14-3 ■	

HOSE STEM (Require Hose Clamps)

HOSE STEM	CAT. NO.	
1/4 I.D.	16-3 ■	
5/16 I.D.	165-3	
3/8 I.D.	17-3 ■	

PUSH-ON HOSE STEM

PUSH-ON HOSE STEM	CAT. NO.	
1/4 I.D.	51-3	
3/8 I.D.	71-3	

REUSABLE HOSE CLAMP

ID	OD	CAT. NO.	
3/16 x 3/8		PB3-3 ■	
3/16 x 7/16			
1/4 x 1/2		PB5-3 ■	
1/4 x 9/16			
1/4 x 5/8			
1/4 x 11/16			
5/16 x 9/16		PC5-3	
5/16 x 5/8			
3/8 x 5/8		PD7-3	
3/8 x 11/16			
3/8 x 3/4			
3/8 x 13/16			
		PD9-3	
		PD11-3	
		PD13-3	

NEW!

SOCKETS



MANUAL SLEEVE GUARD



MANUAL INDUSTRIAL


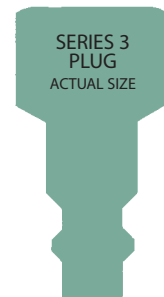


AUTOMATIC
COMPLIES WITH A-A-59439



SAFETY

CAT. NO.	CAT. NO.	CAT. NO.	CAT. NO.
SG2803	2803 ●	FM2803	
SG3003	3003 ●	FM3003	SV3003
SG3203	3203 ●	FM3203	SV3203
SG2903	2903 ●	FM2903	
SG3103	3103 ●	FM3103	SV3103
SG3303	3303 ●	FM3303	SV3303
SG3603	3603 ●	FM3603	SV3603
	3653	FM3653	
SG3703	3703 ●	FM3703	SV3703
SG1513	1513	FM1513	
SG1713	1713	FM1713	
	SAA-3	FMSAA-3	
	SAO-3	FMSAO-3	
	SB3-3	FMSB3-3	
	SB5-3	FMSB5-3	
	SB7-3 ●	FMSB7-3	
	SB9-3	FMSB9-3	
	SC5-3	FMSC5-3	
	SC7-3	FMSC7-3	
	SD7-3	FMSD7-3	
	SD9-3	FMSD9-3	
	SD11-3	FMSD11-3	
	SD13-3	FMSD13-3	



BALL CHECK

1/4 MPT	10-3G ■ ●
3/8 MPT	14-3G ■



Ball check plugs eliminate hose whip at disconnect by checking the rapid flow of downstream exhaust air.

VALVE CORE

1/4 MPT	10-3D ■
---------	---------



Sockets with modified valves are recommended for use with valve core plugs. Suffix-D to socket Cat. No.

SWIVEL (Free Swivel Under Pressure)

1/8 MPT	12S-3	
1/4 MPT	10S-3	
3/8 MPT	14S-3	

NEW!

- Available In Brass – Suffix B
- Available In 303 Stainless – Suffix S/S



3/8" One Way Shut-Off

4 Series

INDUSTRIAL INTERCHANGE

See Specifications & Performance Data on Page 8.

PLUGS



FEMALE THREAD	CAT. NO.	
1/4 FPT	41-4	
3/8 FPT	43-4	
1/2 FPT	45-4	
MALE THREAD		
1/8 MPT	38-4	
1/4 MPT	40-4 ■	
3/8 MPT	42-4 ■	
1/2 MPT	44-4	
HOSE STEM (Require Hose Clamps)		
1/4 I.D.	46-4	
5/16 I.D.	47-4	
3/8 I.D.	48-4 ■	
1/2 I.D.	49-4	
PUSH-ON HOSE STEM		
1/4 I.D.	51-4	
3/8 I.D.	71-4	
1/2 I.D.	81-4	
SELF-STORING AIR HOSE		
3/8 I.D.	7-4	
REUSABLE HOSE CLAMP		
ID	OD	
1/4 x 1/2	PB3-4	
1/4 x 9/16	PB5-4	
1/4 x 5/8	PB7-4	
1/4 x 11/16	PB9-4	
3/8 x 5/8	PD7-4	
3/8 x 11/16	PD9-4	
3/8 x 3/4	PD11-4	
3/8 x 13/16	PD13-4	

SOCKETS



MANUAL



AUTOMATIC



SAFETY

CAT. NO.		CAT. NO.		CAT. NO.			
4004		FM4004		SV4004			
4204		FM4204		SV4204			
4404		FM4404		SV4404			
4104		FM4104		SV4104			
4304		FM4304		SV4304			
4504		FM4504		SV4504			
4604		FM4604		SV4804 SV4904			
4704		FM4704					
4804		FM4804					
4904		FM4904					
1714		FM1714		<p>SERIES 4 SOCKET ACTUAL SIZE</p> <p>SERIES 4 PLUG ACTUAL SIZE</p>			
1814		FM1814					
1704		FM1704					
SB3-4		FMSB3-4					
SB5-4		FMSB5-4					
SB7-4		FMSB7-4					
SB9-4		FMSB9-4					
SD7-4		FMSD7-4					
SD9-4		FMSD9-4					
SD11-4		FMSD11-4					
SD13-4		FMSD13-4					

SWIVEL (Free Swivel Under Pressure)

NEW	1/4 MPT	40S-4	
	3/8 MPT	42S-4	

■ Available In Brass – Suffix B

PROTECTIVE COVER FOR SAFETY SERIES COUPLERS

- Superior cushioning effect of Plastisol cover provides better protection for auto, motorcycle, marine, & appliance finishes.
- Flexible protective cover allows normal coupling operation while reducing the entry of contaminants in dirty environments.
- Standard SV couplers with protective covers are less expensive than competitive hard plastic models, plus they eliminate the need to stock both standard and plastic bodied couplers.

MODEL NO.	APPLICATION	COLOR
SV4-PC	"SV4" Sockets	Blue
SV5-PC	"SV5" Sockets	Yellow



1/2" One Way Shut-Off

5 Series



INDUSTRIAL INTERCHANGE

See Specifications & Performance Data on Page 8.

PLUGS



SOCKETS



MANUAL



AUTOMATIC
COMPLIES WITH A-A-59439



SAFETY

FEMALE THREAD	CAT. NO.	
1/4 FPT	53-5	
3/8 FPT	55-5	
1/2 FPT	57-5	
3/4 FPT		
MALE THREAD		
1/4 MPT	50-5	
3/8 MPT	52-5	
1/2 MPT	54-5 ★ ■	
3/4 MPT	56-5	
HOSE STEM (Require Hose Clamps)		
1/4 I.D.	59-5	
3/8 I.D.	60-5 ■	
1/2 I.D.	61-5	
3/4 I.D.		
PUSH-ON HOSE STEM		
3/8 I.D.	71-5	
1/2 I.D.	81-5	
SELF-STORING AIR HOSE		
1/2 I.D.	8-5	
REUSABLE HOSE CLAMP		
ID OD		
1/4 x 1/2	PB3-5	
1/4 x 9/16	PB5-5	
1/4 x 5/8	PB7-5	
1/4 x 11/16	PB9-5	
3/8 x 5/8	PD7-5	
3/8 x 11/16	PD9-5	
3/8 x 3/4	PD11-5	
3/8 x 13/16	PD13-5	
1/2 x 13/16	PP13-5	
1/2 x 7/8	PP15-5	
1/2 x 15/16	PP17-5	
1/2 x 1	PP19-5	

CAT. NO.		CAT. NO.		CAT. NO.	
4015		FM4015		SV5005	
5005		FM5005		SV5205 ★	
5205		FM5205		SV5405	
5405		FM5405			
4905		FM4905		SV5105	
5105		FM5105		SV5305 ★	
5305		FM5305		SV5505 ★	
5505		FM5505			
5605		FM5605		SV5705	
5705		FM5705		SV5805	
5805		FM5805		SV5905	
5905		FM5905			
1815		FM1815			
1805		FM1805			
SD7-5		FMSD7-5			
SD9-5		FMSD9-5			
SD11-5		FMSD11-5			
SD13-5		FMSD13-5			
SP13-5		FMSP13-5			
SP15-5		FMSP15-5			
SP17-5		FMSP17-5			
SP19-5		FMSP19-5			



BALL CHECK

1/2 MPT	54-5G ■
1/2 I.D. Hose	60-5G

SWIVEL (Free Swivel Under Pressure)

1/2 MPT	54S-5	
---------	-------	--

CO-AXIAL COUPLERS



Safety sockets and plugs marked ★ above are available with co-axial tube for use on single point injection lubrication systems. Suffix CA to catalog No.

★ Available In Co-Axial, Suffix CA to Cat. No.

■ Available In Brass – Suffix B





3/4" One Way Shut-Off

6 Series

INDUSTRIAL INTERCHANGE

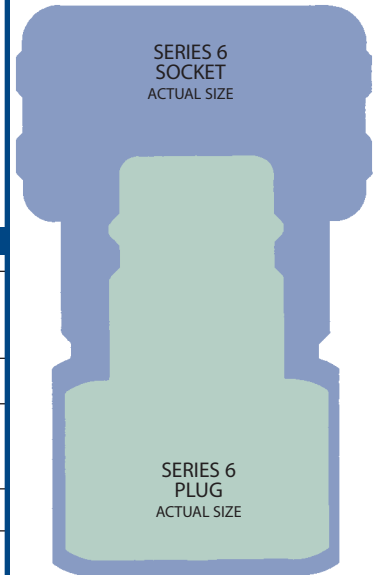
See Specifications & Performance Data on Page 8.

PLUGS

SOCKETS

AUTOMATIC

SAFETY








FEMALE THREAD	CAT. NO.	
1/2 FPT	65-6	
3/4 FPT	67-6	
1" FPT	69-6	
MALE THREAD		
1/2 MPT	64-6 ★	
3/4 MPT	66-6 ★	
1" MPT	68-6	
HOSE STEM (Require Hose Clamps)		
1/2 I.D.	70-6	
3/4 I.D.	71-6	
1" I.D.	72-6	

CAT. NO.		CAT. NO.	
FM6206		SV6406 ★	
FM6406		SV6606	
FM6606			
FM6306		SV6506 ★	
FM6506		SV6706	
FM6706			
FM6806		SV6906	
FM6906			
FM7006			

★ Available co-axial (see page 6) – Suffix CA to Cat. No.

Full Size Layouts – Series 2, 3, 4, 5, & 6



Specifications for 2,3,4,5 & 6 Series



TYPE **ONE WAY SHUT-OFF** – Socket is valved, shutting off supply line at disconnect. Plug is unvalved, exhausting downstream line at disconnect. Install socket on pressure side of line.

INTERCHANGEABILITY Standard industrial interchange design, most widely used in industry. 3 and 5 Series Automatic water service comply with **A-A-59439** (formerly MIL-C-4109F).

OPERATION Manual, Automatic & Safety

WORKING PRESSURE 300 PSIG; Vacuum to 26"Hg (connected)

PERFORMANCE DATA	FLOW	AIR FLOW – CFM 100 PSIG 80 PSIG PRESSURE DROP				WATER FLOW GPM – 60 PSIG PRESSURE DROP	
		10 PSIG	5 PSIG	10 PSIG	5 PSIG	10 PSIG	5 PSIG
	2 Series	16	12	14	11	1.8	1.2
	3 Series	36	26	33	24	3.7	2.5
	4 Series	68	50	62	45	6.8	5
	5 Series	118	90	107	82	11	8
	6 Series	190	135	172	122	22	16

FEATURES

- MANUAL** – Lowest cost, general purpose coupler • Positive locking mechanism • 65% more ball retention • Precision leakproof seal • Heavy steel sleeve.
- AUTOMATIC** – Long wearing pin type locking mechanism with greater plug contact • One piece sleeve with rear crimp • Precision leakproof seal • One hand operation.
- SAFETY** – 100% safety • Connect and disconnect at “O” pressure • Plug is securely locked before air is turned on • Downstream line is exhausted before plug is released, completely eliminating hose whip • Tested to 100,000 operations with no leakage • Special lubrication eliminates dry breakaway • Can be used as 3-Way on-off valve without disconnecting.

OPTIONS

BL – Locks manual socket against accidental disconnect. To connect, align ball with slot. After connection, rotate sleeve to lock. To disconnect, realign ball with slot and retract sleeve. **TO ORDER, PREFIX BL TO SOCKET NUMBER.**



SL – Locks automatic socket against accidental disconnect. To connect, align ball with slot. After connection, rotate sleeve to lock. To disconnect, realign ball with slot and retract sleeve. Available FM 3,4,5 and 6 Series. **TO ORDER, CHANGE FM PREFIX TO SL.**



BALL CHECK PLUG – Eliminates hose whip at disconnect by checking the rapid flow of downstream exhaust air.

SWIVEL PLUGS – Free swivel under pressure. Eliminates hose twist on end drop applications such as blow guns, air tools, etc.

DIMENSIONAL DATA Full size layouts can be found on page 7.

APPLICATION & ORDERING INFORMATION

SERVICE	CONSTRUCTION	SEAL COMPOUND	TEMPERATURE	TO ORDER
AIR	Brass & Steel	Buna-N	-40° to +225°F	Cat. No.
WATER	Brass & S/S	Buna-N	+32° to +100°F	Suffix W
STEAM	Brass & S/S	Ethylene Propylene	-40° to +325°F	Suffix S
HEAT	Brass & Steel	Viton	-40° to +400°F	Suffix H
GREASE & OIL	Brass & Steel	Buna-N	-40° to +225°F	Cat. No.
VACUUM	Brass & Steel	Buna-N	-40° to +225°F	Cat. No.
LESS VALVE	Brass & Steel	Buna-N	-40° to +225°F	Suffix LV

Note: Temperatures shown are seal compatibility. Consult factory for operational characteristics. Sockets other than standard are color coded: **Water (Blue)**, **Steam (Black)**, and **Heat (Red)**



LN Series

Interchange with
Lincoln Long Nose

INTERCHANGEABLE COUPLERS FOR NON-STANDARD DESIGNS

As various manufacturers started to offer quick detachable couplers, most of them entered the market with their own design, which was different from their competitors. There was very little interchangeability from one brand to another. Efforts to correct this problem began about 50 years ago with the creation of a military specification (MIL-C-4109) for One Way Shut-Off couplers. This design is now the most commonly used and is referred to as the standard industrial interchange.

Two Way Shut-Off designs are also being standardized, based on ISO dimensions. However, there are still many different Two Way designs, most of which vary by application. Although there is no organizational standard governing the design of Straight-Thru couplers, a standard industrial design (Foster Series FST) has developed from usage.

On the catalog pages following, Foster offers couplers that will interchange with many of these non-standard designs.

TYPE

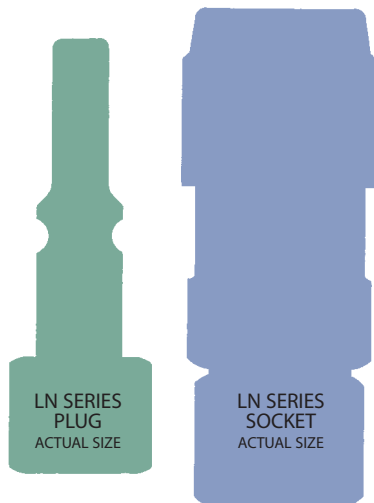
One Way Shut-Off



OPERATION

Manual or automatic, as indicated in socket columns.

WORKING PRESSURE

300 PSIG



	PLUGS		SOCKETS	
				
	LN3 SERIES 1/4"			
			AUTOMATIC	
FEMALE THREAD	CAT. NO.	LINCOLN NO.	CAT. NO.	LINCOLN NO.
1/8 FPT 1/4 FPT 3/8 FPT	LN11	11661	LN2803 LN3003 LN3203	815
MALE THREAD				
1/8 MPT 1/4 MPT 3/8 MPT	LN12 LN10	11660 11659	LN2903 LN3103 LN3303	
HOSE STEM (Require Hose Clamps)				
1/4 I.D. 5/16 I.D. 3/8 I.D.			LN3603 LN3653 LN3703	
PUSH-ON HOSE STEM				
1/4 I.D. 3/8 I.D.			LN1513 LN1713	
REUSABLE HOSE CLAMP				
ID OD 3/16 x 3/8 3/16 x 7/16 1/4 x 1/2 1/4 x 9/16 1/4 x 5/8 1/4 x 11/16 5/16 x 9/16 5/16 x 5/8 3/8 x 5/8 3/8 x 11/16 3/8 x 3/4 3/8 x 13/16			LN3AA LN3AO LN3B3 LN3B5 LN3B7 LN3B9 LN3C5 LN3C7 LN3D7 LN3D9 LN3D11 LN3D13	

SHD Series

Interchange with Schrader
Standard & Heavy Duty



PLUGS



**SHD3
SERIES**
1/4"

SOCKETS



AUTOMATIC

PLUGS



**SHD5
SERIES**
1/2"

SOCKETS



AUTOMATIC

FEMALE THREAD

CAT. NO.	SCHRADER NO.
SHD13	2047
SHD11 ●	8278-11

CAT. NO.	SCHRADER NO.
SHD2803 ●	8052C-12
SHD3003 ●	
SHD3203 ●	

CAT. NO.	SCHRADER NO.
SHD53	1096-11

CAT. NO.	SCHRADER NO.
SHD4015	1054-12
SHD5005	1095-12
SHD5205	1461-12
SHD5405	1462-12

MALE THREAD

CAT. NO.	SCHRADER NO.
SHD12	8051-11
SHD10 ●	8050-11

CAT. NO.	SCHRADER NO.
SHD2903 ●	3060C-12
SHD3103 ●	
SHD3303 ●	

CAT. NO.	SCHRADER NO.
SHD50	8624-11
SHD52	1095-11
SHD54	1461-11

CAT. NO.	SCHRADER NO.
SHD4905	3080-12
SHD5105	
SHD5305	
SHD5505	

HOSE STEM (Require Hose Clamps)

CAT. NO.	SCHRADER NO.
SHD16	8787-11
SHD17	8788-11

CAT. NO.	SCHRADER NO.
SHD3603 ●	3061C-12
SHD3653	
SHD3703 ●	

CAT. NO.	SCHRADER NO.
SHD59	1097-11
SHD60	1098-11

CAT. NO.	SCHRADER NO.
SHD5605	3081-12
SHD5705	
SHD5805	
SHD5905	

PUSH-ON HOSE STEM

CAT. NO.	SCHRADER NO.
SHD51	

CAT. NO.	SCHRADER NO.
SHD1513	3081-12
SHD1713	

CAT. NO.	SCHRADER NO.
SHD1815	

SELF-STORING AIR HOSE

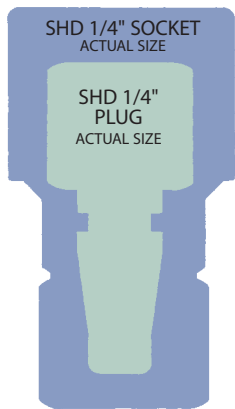
CAT. NO.	SCHRADER NO.
SHD1805	

CAT. NO.	SCHRADER NO.
SHD1805	

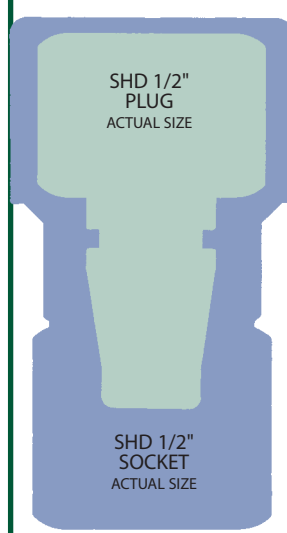
CAT. NO.	SCHRADER NO.
SHD1805	

REUSABLE HOSE CLAMP

ID	OD
3/16 x 3/8	
3/16 x 7/16	
1/4 x 1/2	
1/4 x 9/16	
1/4 x 5/8	
1/4 x 11/16	
5/16 x 9/16	
5/16 x 5/8	
3/8 x 5/8	
3/8 x 11/16	
3/8 x 3/4	
3/8 x 13/16	
1/2 x 13/16	
1/2 x 7/8	
1/2 x 15/16	
1/2 x 1	



SHDSAA3
SHDSAO3
SHDSB33
SHDSB53
SHDSB73 ●
SHDSB93
SHDSC53
SHDSC73
SHDSD73
SHDSD93
SHDSD113
SHDSD133



SHDSD75
SHDSD95
SHDSD115
SHDSD135
SHDSP135
SHDSP155
SHDSP175
SHDSP195



SOCKET DUST PLUG - Cat. No. SHD-DP
(For 1/4" Sockets)

NEW!

● Available in 303 Stainless- Suffix S/S



Courtesy of CMA/Flodyne/Hydradyne • Motion Control • Hydraulic • Pneumatic • Electrical • Mechanical • (800) 426-5480 • www.cmaf.com



FRL Series

Interchange with Hansen
2RL & 3RL Series

PLUGS




2FRL SERIES
3/8"

SOCKETS




AUTOMATIC

PLUGS



3FRL SERIES
1/2"


SOCKETS

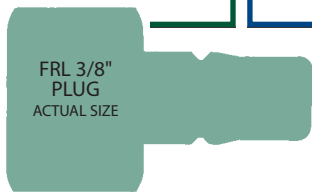


AUTOMATIC

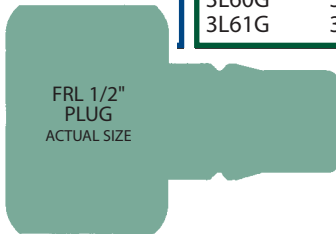
FEMALE THREAD	CAT. NO.	HANSEN NO.	CAT. NO.	HANSEN NO.	CAT. NO.	HANSEN NO.	CAT. NO.	HANSEN NO.
1/4 FPT	2L41	2-L16	2R4004	2-R16	3L51	3-L16	3R4015	3-R16
3/8 FPT	2L43	2-L21	2R4204	2-R21			3R5005	3-R21
1/2 FPT	2L45	2-L26	2R4404	2-R26	3L55	3-L26	3R5205	3-R26
3/4 FPT							3R5405	3-R31
MALE THREAD								
1/8 MPT	2L38	2-L10	2R4104	2-R15	3L50	3-L15	3R4905	3-R15
1/4 MPT	2L40	2-L15	2R4304	2-R20	3L52	3-L20	3R5105	3-R20
3/8 MPT	2L42	2-L20	2R4504	2-R25	3L54	3-L25	3R5305	3-R25
1/2 MPT	2L44	2-L25			3L56	3-L30	3R5505	3-R30
3/4 MPT								
HOSE STEM (Require Hose Clamps)								
1/4 I.D.	2L46	2-L17	2R4604	2-R17	3L58	3-L17	3R5605	3-R17
5/16 I.D.			2R4704	2-R195				
3/8 I.D.	2L48	2-L22	2R4804	2-R22	3L59	3-L22	3R5705	3-R22
1/2 I.D.	2L49	2-L27	2R4904	2-R27	3L60	3-L27	3R5805	3-R27
3/4 I.D.					3L61	3-L32	3R5905	3-R32
PUSH-ON HOSE STEM								
3/8 I.D.			2R1714				3R1815	
1/2 I.D.			2R1814					
SELF-STORING AIR HOSE								
3/8 I.D.			2R1704				3R1805	
1/2 I.D.								
REUSABLE HOSE CLAMP								
ID	OD							
1/4 X 1/2		2LPB3	2-L18B3	2RSB3	2-R18B3			
1/4 X 9/16		2LPB5	2-L18B5	2RSB5	2-R18B5			
1/4 X 5/8		2LPB7	2-L18B7	2RSB7	2-R18B7			
1/4 X 11/16		2LPB9	2-L18B9	2RSB9	2-R18B9			
3/8 X 5/8		2LPD7	2-L23D7	2RSD7	2-R23D7	3RSD7	3-R23D7	
3/8 X 11/16		2LPD9	2-L23D9	2RSD9	2-R23D9	3RSD9	3-R23D9	
3/8 X 3/4		2LPD11	2-L23D11	2RSD11	2-R23D11	3RSD11	3-R23D11	
3/8 X 13/16		2LPD13	2-L23D13	2RSD13	2-R23D13	3RSD13	3-R23D13	
1/2 X 13/16		2LPP13	2-L28P13			3RSP13	3-R28P13	
1/2 X 7/8		2LPP15	2-L28P15			3RSP15	3-R28P15	
1/2 X 15/16		2LPP17	2-L28P17			3RSP17	3-R28P17	
1/2 X 1		2LPP19	2-L28P19			3RSP19	3-R28P19	

BALL CHECK Ball check plugs eliminate hose whip at disconnect by checking the rapid flow of downstream exhaust air.

1/2 I.D. HOSE		3L60G	3-L27G	
3/4 I.D. HOSE		3L61G	3-L32G	



FRL 3/8"
PLUG
ACTUAL SIZE



FRL 1/2"
PLUG
ACTUAL SIZE

O60 & A70 Series

Interchange with Hansen
600 & 700 Series



O60
SERIES
1/4"

A70
SERIES
1/4"

	PLUGS (BRASS)		SOCKETS (BRASS)		PLUGS (BRASS)		SOCKETS (BRASS)	
	CAT. NO.	HANSEN NO.	CAT. NO.	HANSEN NO.	CAT. NO.	HANSEN NO.	CAT. NO.	HANSEN NO.
FEMALE THREAD								
1/8 FPT	O-11	02	O-2803	GR-600	A-11	A2	A-2803	RD-700
1/4 FPT			O-3003	GR-602			A-3003	RD-702
3/8 FPT			O-3203	GR-604			A-3203	RD-704
MALE THREAD								
1/8 MPT	O-12	01	O-2903	GR-601	A-12	A1	A-2903	RD-701
1/4 MPT	O-10	03	O-3103	GR-603	A-10	A3P	A-3103	RD-703
3/8 MPT			O-3303	GR-605			A-3303	RD-705
HOSE STEM (Require Hose Clamps)								
1/4 I.D.	O-16	07	O-3603	GR-606	A-16	A7	A-3603	RD-706
5/16 I.D.			O-3653	GR-607			A-3653	RD-707
3/8 I.D.	O-17	09	O-3703	GR-608	A-17	A9	A-3703	RD-708
PUSH-ON HOSE STEM								
1/4 I.D.			O-1513	GR-606P			A-1513	RD-706P
3/8 I.D.			O-1713	GR-608P			A-1713	RD-708P
REUSABLE HOSE CLAMP								
ID	OD		O-SAA				A-SAA	
3/16 X	3/8		O-SAO	GR-6-OAO			A-SAO	RD-7-OAO
3/16 X	7/16		O-SB3	GR-6-OB3			A-SB3	RD-7-OB3
1/4 X	1/2		O-SB5	GR-6-OB5			A-SB5	RD-7-OB5
1/4 X	9/16		O-SB7	GR-6-OB7			A-SB7	RD-7-OB7
1/4 X	5/8		O-SB9	GR-6-OB9			A-SB9	RD-7-OB9
1/4 X	11/16		O-SC5	GR-6-OC5			A-SC5	RD-7-OC5
5/16 X	9/16		O-SC7	GR-6-OC7			A-SC7	RD-7-OC7
5/16 X	5/8		O-SD7	GR-6-OD7			A-SD7	RD-7-OD7
3/8 X	5/8		O-SD9	GR-6-OD9			A-SD9	RD-7-OD9
3/8 X	11/16		O-SD11	GR-6-OD11			A-SD11	RD-7-OD11
3/8 X	3/4		O-SD13	GR-6-OD13			A-SD13	RD-7-OD13
3/8 X	13/16							

COLOR CODED SOCKETS

O60 – GREEN SLEEVE BAND • OXYGEN SERVICE

A70 – RED SLEEVE BAND • ACETYLENE SERVICE

When used for oxygen/acetylene service, order with BL option (see page 8) to comply with OSHA Std. 1915.55(f)(5).





210 & 310 Series


Interchange with
ARO 210 & 310

PLUGS




210 SERIES
1/4"

SOCKETS



AUTOMATIC

PLUGS



310 SERIES
3/8"

SOCKETS



AUTOMATIC

FEMALE THREAD

	CAT. NO.	ARO NO.
1/8 FPT	210-11 ●	2609
1/4 FPT		
3/8 FPT		
1/2 FPT		
1/2 FPT		

MALE THREAD

	CAT. NO.	ARO NO.
1/8 MPT	210-12	2607
1/4 MPT	210-10 ●	2608
3/8 MPT		
1/2 MPT		
1/2 MPT		

HOSE STEM (Require Hose Clamps)

	CAT. NO.	ARO NO.
1/4 I.D.	210-16	3946
5/16 I.D.	210-165	
3/8 I.D.	210-17	22238
1/2 I.D.		

PUSH-ON HOSE STEM

	CAT. NO.	ARO NO.
1/4 I.D.	210-51	6944
3/8 I.D.		
1/2 I.D.		

SELF-STORING AIR HOSE

	CAT. NO.	ARO NO.
3/8 I.D.		

REUSABLE HOSE CLAMP

ID	OD	CAT. NO.	ARO NO.
3/16 X	3/8	210-SAA	210-SAO
3/16 X	7/16		
1/4 X	1/2	210-SB3	310-SB3
1/4 X	9/16		
1/4 X	5/8		
1/4 X	11/16		
5/16 X	9/16	210-SC5	310-SB5
5/16 X	5/8		
3/8 X	5/8	210-SD7	310-SB7
3/8 X	11/16		
3/8 X	3/4		
3/8 X	13/16	210-SD9	310-SB9
		210-SD11	310-SD7
		210-SD13	310-SD9
			310-SD11
			310-SD13

FEMALE THREAD

	CAT. NO.	ARO NO.
1/8 FPT	210-2803 ●	210-201
1/4 FPT		
3/8 FPT		
1/2 FPT	210-3003 ●	210
1/2 FPT	210-3203 ●	210-203

	CAT. NO.	ARO NO.
1/8 MPT	210-2903 ●	210-211
1/4 MPT		
3/8 MPT		
1/2 MPT		
1/2 MPT	210-3103 ●	210-212
1/2 MPT	210-3303 ●	210-213

	CAT. NO.	ARO NO.
1/4 I.D.	210-3603 ●	210-022
5/16 I.D.		
3/8 I.D.		
3/8 I.D.	210-3653 ●	210-223
1/2 I.D.	210-3703 ●	210-215

	CAT. NO.	ARO NO.
1/4 I.D.	210-1513	210-227
3/8 I.D.		
1/2 I.D.	210-1713	210-028

	CAT. NO.	ARO NO.
3/8 I.D.		

	CAT. NO.	ARO NO.
3/8 I.D.		

FEMALE THREAD

	CAT. NO.	ARO NO.
1/8 FPT	310-43	3806
1/4 FPT		


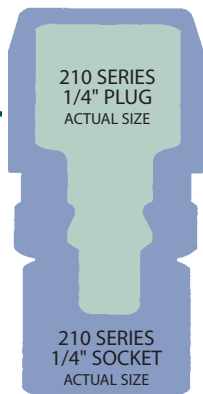
	CAT. NO.	ARO NO.
1/8 MPT	310-42	3804
1/4 MPT		
3/8 MPT		
1/2 MPT	310-48	3807
1/2 MPT	310-49	3871

	CAT. NO.	ARO NO.
1/4 I.D.	310-4604	310-022
5/16 I.D.		
3/8 I.D.		
1/2 I.D.		
3/8 I.D.	310-4704	310-023
1/2 I.D.	310-4804	310-222
1/2 I.D.	310-4904	

	CAT. NO.	ARO NO.
1/4 I.D.	310-1714	310-028
3/8 I.D.		
1/2 I.D.	310-1814	

	CAT. NO.	ARO NO.
3/8 I.D.		

	CAT. NO.	ARO NO.
3/8 I.D.		



NEW!

- Available in 303 Stainless-Suffix S/S

TF Series

Interchange with
Parker TRU-FLATE Series 10



	PLUGS		SOCKETS		PLUGS		SOCKETS		PLUGS		SOCKETS	
	1/4"		1/4"		3/8"		3/8"		1/2"		1/2"	
	TF3 SERIES		TF3 SERIES		TF4 SERIES		TF4 SERIES		TF3 SERIES		TF3 SERIES	
	AUTOMATIC		AUTOMATIC		AUTOMATIC		AUTOMATIC		AUTOMATIC		MANUAL	
FEMALE THREAD	CAT. NO.	PARKER NO.	CAT. NO.	PARKER NO.	CAT. NO.	PARKER NO.	CAT. NO.	PARKER NO.	CAT. NO.	PARKER NO.	CAT. NO.	PARKER NO.
1/8 FPT	TF13	1C	TF2803	B13A	TF41	1E	TF4004	15C	53-5	1F	4015	
1/4 FPT	TF11	3C	TF3003★	B13	TF43	3E	TF4204	15	55-5	3F	5005	17E
3/8 FPT	TF15	3C-E	TF3203	B13E			TF4404	15F	57-5	H3F-G	5205	17
1/2 FPT											5405	17G
3/4 FPT												
MALE THREAD												
1/8 MPT	TF12	0C	TF2903	B12A	TF40	0E	TF4104	14C	50-5		4905	
1/4 MPT	TF10	2C	TF3103★	B12	TF42	2E	TF4304	14	52-5	0F	5105	16E
3/8 MPT	TF14	2C-E	TF3303	B12E			TF4504	14F	54-5 ■	2F	5305	16
1/2 MPT									56-5	H2F-G	5505	16G
3/4 MPT												
HOSE STEM (Require Hose Clamps)												
1/4 I.D.	TF16	8C	TF3603	B10-3B			TF4604				5605	
5/16 I.D.	TF165	8C-D	TF3653				TF4704					
3/8 I.D.	TF17	9C	TF3703	B10-5B	TF48	5E	TF4804	14-5B	59-5	4F	5705	16-5B
1/2 I.D.							TF4904	14-6B	60-5 ■	5F	5805	16-6B
3/4 I.D.									61-5	H5F-G	5905	16-7B
PUSH-ON HOSE STEM												
1/4 I.D.	TF51	8CP	TF1513	B10-3BP			TF1714	14-5BP	71-5	H4FP		
3/8 I.D.	TF71	9CP	TF1713	B10-5BP			TF1814		81-5	H5FP	1815	16-6BP
1/2 I.D.												
SELF-STORING AIR HOSE												
3/8 I.D.							TF1704					
1/2 I.D.									8-5		1805	
REUSABLE HOSE CLAMP												
ID OD												
3/16 X 3/8			TFSAA									
3/16 X 7/16			TFSAO									
1/4 X 1/2	TFPB3		TFSB3				TFSB34					
1/4 X 9/16	TFPB5		TFSB5				TFSB54					
1/4 X 5/8	TFPB7		TFSB7				TFSB74					
1/4 X 11/16	TFPB9		TFSB9				TFSB94					
5/16 X 9/16			TFSC5									
5/16 X 5/8			TFSC7									
3/8 X 5/8			TFSD7				TFSD74					SD7-5
3/8 X 11/16			TFSD9				TFSD94					SD9-5
3/8 X 3/4			TFSD11				TFSD114					SD11-5
3/8 X 13/16			TFSD13				TFSD134					SD13-5
1/2 X 13/16												SP13-5
1/2 X 7/8												SP15-5
1/2 X 15/16												SP17-5
1/2 X 1												SP19-5

1/4" SOCKETS
HAVE SAFETY
SLEEVE GUARD

TF SERIES
1/4" PLUG
ACTUAL SIZE

TF SERIES
3/8" PLUG
ACTUAL SIZE

■ Available In Brass – Suffix B
★ Available In Brass with
Sleeveguard - Prefix SG

