



Iron Works® Historic™

5.5' Bath
K-710-B

Features

- End drain.
- Integral lumbar support.
- 66" (1676 mm) x 36" (914 mm) x 24-1/2" (622 mm) with feet

Material

- Cast iron with Safeguard® finish.

Installation

- Freestanding

Required Accessories

K- 1103 Ball-and-Claw-Feet

Recommended Accessories

K- 1491 Bath/Whirlpool Pillow
K- 1601 Bath/Whirlpool Footstop
K- 7104 1-1/2" Exposed Bath Drain
K- 7178 Decorative Bath Drain



Codes/Standards

ASME A112.19.1/CSA B45.2

KOHLER® Lifetime Limited Warranty for Cast Iron Components

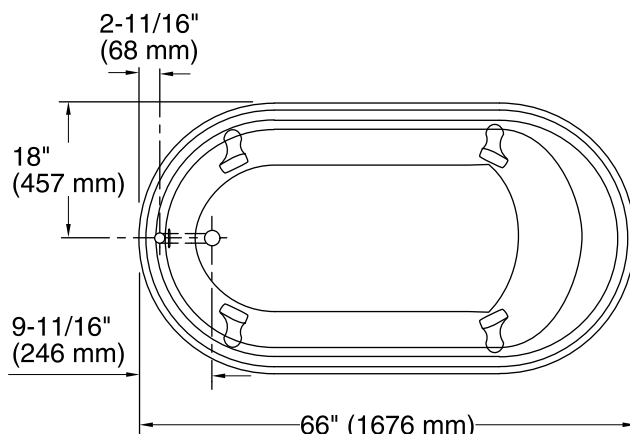
See website for detailed warranty information.

Available Color/Finishes

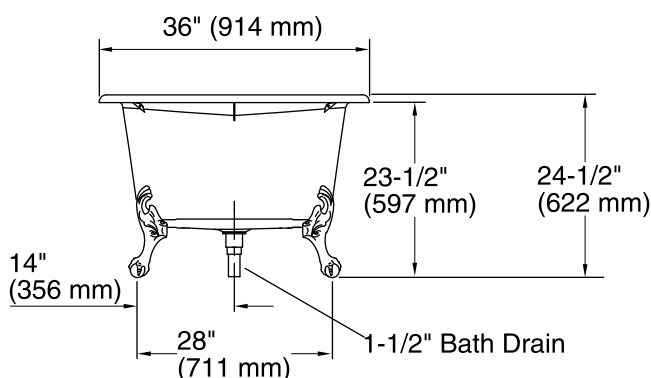
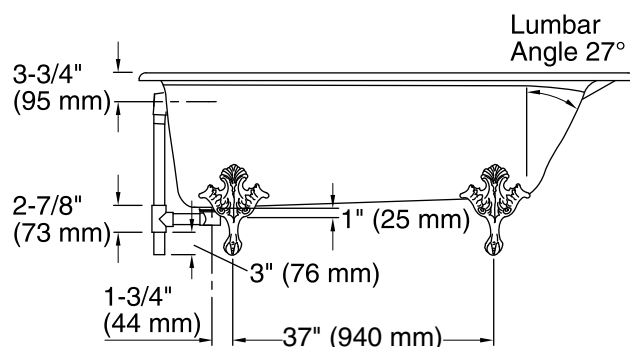
Color tiles intended for reference only.

Color	Code	Description
-------	------	-------------

	96	Biscuit
--	----	---------



No change in measurements if connected with drain illustrated. (K-7178)



Technical Information

All product dimensions are nominal.

Installation:	Freestanding
Drain location:	End
Basin area, bottom:	47-1/2" x 25" (1207 mm x 635 mm)
Basin area, top:	55" x 29" (1397 mm x 737 mm)
Weight:	375 lbs (170.1 kg)
Minimum floor load:	57 lbs/ft² (278.3 kg/m²)
Water depth:	12-5/8" (321 mm)
Water capacity:	64 gal (242.3 L)

Notes

Measure your actual product for rough-in details.

Install this product according to the installation instructions.

The hot water supply should be 70% of the capacity of the bath or greater. Installations will vary.