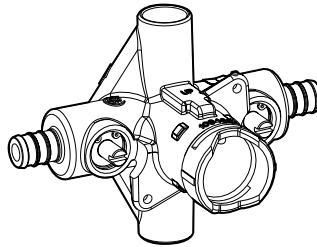
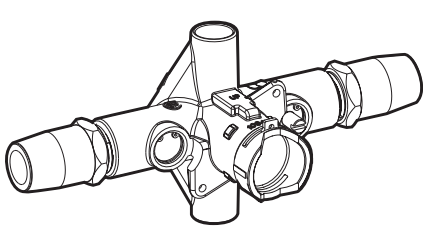
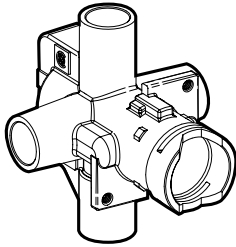


■ Order by Part Name and
Part Number (**Bold Face Type**)

CHATEAU® POSI-TEMP® Single-Handle Tub/Shower Valve Only		
<u>MODEL</u>	<u>CONNECTION</u>	<u>STOPS</u>
2570	CC	Yes
62370	CC	Yes
2590	IPS	Yes
62390	IPS	Yes
2520	CC	No
62320	CC	No
2510	IPS	No
62300	IPS	No
62330	CPVC	Yes
62340	CPVC	No
62360	PEX	Yes
62380	PEX	No



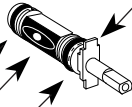
Retainer Clip

96914



Replacement Cartridge

1222



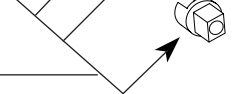
Stop Valve Kit

12639



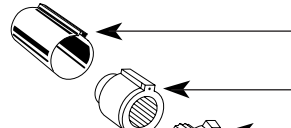
Cartridge Repair Kit
(Contains grommets grease pack,
and all necessary O-Rings)

96988



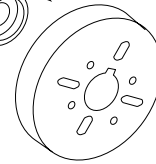
Stop Tube Kit

96987 Chrome



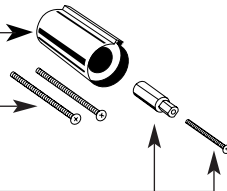
Temperature
Limit Stop Kit

106479



1" Handle Extension Kit

96945 Chrome



Plaster Ground
12574

