



Air Conditioning & Heating

GZV9S

UP TO 21.0 SEER2 & 10.0 HSPF2 2, 3, 4 AND 5 TONS

GOODMAN SD (SIDE DISCHARGE) HIGH-EFFICIENCY, ULTIMATE, VARIABLE-SPEED, INVERTER DRIVEN R-32 SPLIT SYSTEM HEAT PUMP

Contents

- Nomenclature..... 2
- Product Specifications..... 3
- Expanded Cooling Data..... 4
- Expanded Heating Data..... 12
- Expanded Heating Data (New)..... 14
- Heating Charging (New)..... 18
- Performance Data 19
- Sound Data
 - Sound Power..... 21
 - Quiet Mode..... 22
 - Sound Pressure 23
- AHRI Ratings (see note)..... 24
- Dimensions 25
- Wiring Diagrams..... 26
- Accessories 27



R32

Standard Features

- Variable-speed swing compressors
- Strong heating capacity
- Quiet digitally commutated fan motor
- High-density compressor sound blanket
- Compatible with Goodman GTST connected thermostat and other Goodman communicating equipment
- Proprietary control algorithmic logic
- In communicating mode, only two low-voltage wires to outdoor unit required
- Diagnostic indicator lights, seven-segment LED display, and fault code storage
- Proprietary Inside intelligence for diagnostics
- Quiet-mode - provides enhanced acoustical comfort, up to 3 different sound levels (as low as 45dBA)
- Field-selectable boost mode increases compressor speed during unusually high loads
- Field-installed bi-flow filter drier
- Coil and ambient temperature sensors
- Suction/Discharge Pressure transducer
- Sweat connection service valves with easy access to gauge ports
- Advanced water-shedding drain pan
- 3-Stage Heater Kit Available as a Field Installed Option
- Hot gas base pan eliminates extra drain pan heater down to 5°F
- Hot start technology
- AHRI Certified; ETL Listed

Cabinet Features

- Heavy-gauge galvanized steel cabinet with grille-style sound control side design
- Custom Ivory white powder-paint finish
- High corrosion (ZAM®), unpainted steel bottom frame and legs
- 500-hour salt-spray tested
- Wire fan discharge grille
- Top and side maintenance access
- When properly anchored, meets the 2023 Florida Building Code unit integrity requirements for hurricane-type winds (Anchor bracket kits available.)



Products that are recognized as the Most Efficient of ENERGY STAR® in 2025 prevent greenhouse gas emissions by meeting rigorous energy efficiency performance levels set by the U.S. Environmental Protection Agency.

* Proper sizing and installation of equipment is critical to achieve optimal performance. Split system air conditioners and heat pumps must be matched with appropriate coil components to meet ENERGY STAR criteria. Ask your contractor for details or visit www.energystar.gov.



10 PARTS
LIMITED
YEAR WARRANTY*

10 UNIT
REPLACEMENT
LIMITED
WARRANTY*

ONE-TIME
COMPRESSOR
REPLACEMENT
IN YEARS 11-99
OFFERED BY ASURE†

Intertek

AHRI CERTIFIED

COMPANY WITH
QUALITY SYSTEM
CERTIFIED BY DNV GL
■ ISO 9001 ■

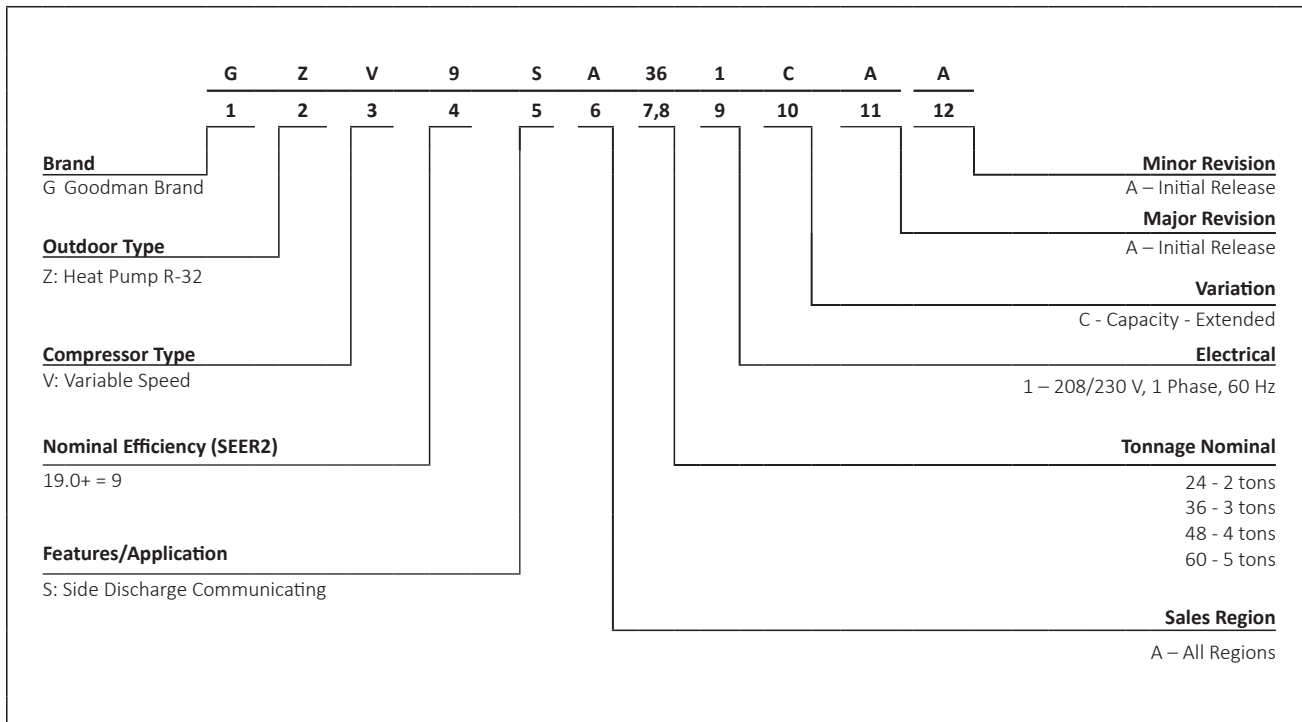
COMPANY WITH
ENVIRONMENTAL SYSTEM
CERTIFIED BY DNV GL
■ ISO 14001 ■





BBB
ACCREDITED
BUSINESS

* Complete warranty available from your local dealer or at www.goodmanmfg.com. To receive the 10-Year Unit Replacement Limited Warranty (good for as long as you own your home) and 10-Year Parts Limited Warranty, online registration must be completed within 60 days of installation. Online registration is not required in California, Florida, or Québec. The duration of warranty coverages in Texas and Florida differs in some cases. Changes in law, regulations, or technology may result in an equivalent unit not being available. Other limitations and exclusions apply, refer to complete warranty details for full list of limitations and exclusions, as well as rights and obligations should an equivalent unit not be available.

† One-time Compressor Replacement coverage is available to the original homeowner for years 11-99 after the installation date through an ASURE Extend Service Plan. Complete details about the Extended Service Plan options available from your ASURE dealer.

NOMENCLATURE



	GZV9SA 241CA*	GZV9SA 361CA*	GZV9S A4810A*	GZV9S A6010A*
CAPACITIES (AHRI RATED)				
Max. Cooling (BTU/h)-95F	24,000	34,200	46,000	54,000
Max. Heating (BTU/h)-47F	24,000	34,200	48,000	54,000
Max. Heating (BTU/h)-5F	24,000	34,200	44,000	47,000
AMBIENT OPERATION RANGE				
Cooling (°FDB(°CDB))	0 to 115 (-17.8 to 46.1)			
Heating (°FDB(°CDB))	-20 to 70 (-28.9 to 21.1)			
COMPRESSOR				
Type	Swing	Swing	Swing	Swing
CONDENSER FAN MOTOR				
Horsepower	2 x 0.32	2 x 0.32	2 x 0.32	2 x 0.32
REFRIGERATION SYSTEM				
Refrigerant Line Size ¹				
Liquid Line Size ("O.D.)	3/8"	3/8"	3/8"	3/8"
Suction Line Size ("O.D.)	7/8"	7/8"	1 1/8"	1 1/8"
Refrigerant Connection Size				
Liquid Valve Size ("O.D.)	3/8"	3/8"	3/8"	3/8"
Suction Valve Size ("O.D.)	7/8"	7/8"	7/8"	7/8"
Valve Connection Type	Front and Back Sealing	Front and Back Sealing	Front and Back Sealing	Front and Back Sealing
Refrigerant Charge (oz.)	162	162	162	162
Expansion Device	EEV	EEV	EEV	EEV
Superheat at Service Valve	Auto-control	Auto-control	Auto-control	Auto-control
Subcooling at Service Valve	11±1°F	11±1°F	11±1°F	11±1°F
ELECTRICAL DATA				
Voltage / Phase (60 Hz)	208-230/1	208-230/1	208-230/1	208-230/1
Fan/Compressor Inverter Drive Input	8.0	12.0	24.5	24.5
Minimum Circuit Ampacity ²	17.4	21.8	34.4	34.4
Max. Overcurrent Protection ³	20	25	40	40
Min / Max Volts	197/253	197/253	197/253	197/253
Electrical Conduit Size	1/2" or 3/4"	1/2" or 3/4"	1/2" or 3/4"	1/2" or 3/4"
EQUIPMENT WEIGHT (LBS)	230	230	230	230
SHIP WEIGHT (LBS)	265	265	265	265
ENERGY STAR® CERTIFIED				

¹ Tested and rated in accordance with AHRI Standard 210/240

² Wire size should be determined in accordance with National Electrical Codes; extensive wire runs will require larger wire sizes

³ Must use time-delay fuses or HACR-type circuit breakers of the same size as noted.

NOTES

- Always check the S&R plate for electrical data on the unit being installed.
- Installer will need to supply 7/8" to 1 1/8" adapters for suction line connections.
- Unit is charged with refrigerant for 15' of 3/8" liquid line. System charge must be adjusted per Installation Instructions Final Charge Procedure.

(See table below for allowable line set diameter)

ENERGY STAR NOTES

Proper sizing and installation of equipment is critical to achieving optimal performance. Split system air conditioners and heat pumps must be matched with appropriate coil components to meet **ENERGY STAR** criteria. Ask your contractor for details or visit www.energystar.gov. The www.energystar.gov website provides up-to-date system combinations certified to meet **ENERGY STAR** requirements.

UNIT TONS	ALLOWABLE LINE SET DIAMETER					
	LIQUID			SUCTION		
	5/16"	3/8"	5/8"	3/4"	7/8"	1 1/8"
2.0	X	X	X	X	X	
3.0	X	X		X	X	
4.0		X			X	X
5.0		X			X	X

x Allowable combination

OUTDOOR UNIT	GZV9S*361*A* GZV9S*481*A* GZV9S*601*A*	TRIM MORE THAN 5% SETTINGS ARE INVALID. TRIMMED UP CFM MAKES MISS MATCHING ERROR.
INDOOR UNIT	A*VT960403B / 0603B A*VM970603B A*VT800603B / 0803B A*VS960603BU	

EXPANDED COOLING DATA — GZV9SA241CA* / CAHEA3630*3A*, MBVK16CH*X00A*

IDB*	AIRFLOW	OUTDOOR AMBIENT TEMPERATURE																							
		65°F				75°F				85°F				95°F				105°F				115°F			
		59	63	67	71	59	63	67	71	59	63	67	71	59	63	67	71	59	63	67	71	59	63	67	71
		ENTERING INDOOR WET BULB TEMPERATURE																							
		25.0	25.3	26.1	27.2	24.5	24.9	25.6	26.8	23.7	24.0	24.7	25.9	22.4	22.7	23.4	24.6	20.8	21.2	21.9	23.0	19.4	19.8	20.5	21.6
		0.63	0.54	0.40	0.39	0.63	0.55	0.41	0.39	0.65	0.57	0.43	0.42	0.67	0.59	0.45	0.44	0.69	0.61	0.47	0.46	0.74	0.66	0.52	0.51
		20	18	15	14	20	18	14	15	19	18	14	15	19	17	14	14	18	17	13	14	19	17	14	15
		1.26	1.26	1.26	1.27	1.47	1.47	1.46	1.47	1.70	1.70	1.70	1.70	1.97	1.97	1.96	1.96	2.27	2.27	2.26	2.26	2.63	2.63	2.62	2.62
		6.0	6.0	5.9	6.0	6.7	6.7	6.7	6.7	7.5	7.5	7.5	7.5	8.4	8.4	8.4	8.4	9.3	9.3	9.3	9.3	10.5	10.5	10.4	10.4
		218	219	221	225	257	258	260	264	299	300	301	308	345	346	347	351	395	396	397	398	450	451	452	457
		129	133	140	152	133	137	144	156	136	140	147	158	137	141	148	159	138	142	149	153	140	143	151	153
		25.4	25.7	26.5	27.6	24.9	25.3	26.0	27.2	24.0	24.4	25.1	26.3	22.7	23.1	23.8	24.9	21.2	21.5	22.3	23.4	19.8	20.1	20.9	22.0
		0.71	0.63	0.48	0.47	0.71	0.63	0.49	0.47	0.73	0.65	0.51	0.50	0.75	0.67	0.53	0.51	0.77	0.69	0.55	0.54	0.82	0.74	0.60	0.60
		19	17	13	13	18	16	13	13	18	16	13	13	18	16	13	13	17	15	12	12	18	16	13	13
		1.27	1.27	1.27	1.28	1.48	1.48	1.47	1.48	1.71	1.71	1.71	1.71	1.98	1.98	1.97	1.97	2.28	2.28	2.28	2.28	2.64	2.64	2.64	2.64
		6.0	6.0	6.0	6.0	6.8	6.8	6.7	6.7	7.6	7.6	7.6	7.6	8.4	8.4	8.4	8.4	9.4	9.4	9.4	9.4	10.5	10.5	10.5	10.5
		221	222	223	225	260	260	262	264	301	302	304	306	347	348	350	352	397	398	400	402	452	453	455	457
		132	135	143	154	135	139	147	156	140	144	152	158	142	146	153	159	140	144	151	153	142	145	153	155
		25.8	26.2	26.9	27.9	25.4	25.7	26.5	27.6	24.5	24.9	25.6	26.8	23.2	23.6	24.3	25.4	21.7	22.0	22.7	23.8	20.3	20.6	21.3	22.4
		0.75	0.67	0.52	0.51	0.75	0.67	0.53	0.51	0.77	0.69	0.55	0.54	0.79	0.71	0.57	0.55	0.81	0.73	0.59	0.57	0.99	0.78	0.64	0.64
		18	16	12	12	17	15	12	12	17	15	12	12	17	15	12	12	16	14	11	11	17	15	12	12
		1.28	1.28	1.28	1.28	1.49	1.48	1.48	1.48	1.72	1.72	1.72	1.72	1.99	1.98	1.98	1.98	2.29	2.29	2.28	2.28	2.65	2.65	2.65	2.65
		6.1	6.0	6.0	6.0	6.8	6.8	6.8	6.8	7.6	7.6	7.6	7.6	8.5	8.5	8.5	8.5	9.4	9.4	9.4	9.4	10.5	10.5	10.5	10.5
		223	224	225	225	262	263	264	264	303	304	306	306	349	350	352	352	400	401	402	402	454	455	457	457
		134	138	145	157	138	142	149	161	140	144	152	158	142	146	153	159	142	146	153	155	144	148	155	155
		25.0	25.3	26.1	27.2	24.5	24.9	25.6	26.8	23.7	24.0	24.8	25.9	22.4	22.7	23.4	24.6	20.8	21.2	21.9	23.0	19.4	19.8	20.5	21.6
		0.76	0.68	0.54	0.39	1.00	0.69	0.54	0.39	1.00	0.71	0.57	0.42	1.00	0.73	0.58	0.44	1.00	0.75	0.61	0.46	0.99	0.80	0.66	0.51
		24	22	19	15	24	22	18	15	23	22	18	15	23	21	18	14	22	20	17	14	23	21	18	15
		1.26	1.26	1.26	1.27	1.47	1.46	1.46	1.47	1.70	1.70	1.70	1.71	1.97	1.96	1.96	1.97	2.27	2.27	2.26	2.26	2.63	2.63	2.62	2.64
		6.0	6.0	5.9	6.0	6.7	6.7	6.7	6.7	7.5	7.5	7.5	7.6	8.4	8.4	8.4	8.4	9.3	9.3	9.3	9.3	10.5	10.4	10.4	10.5
		219	220	221	225	257	258	260	264	299	300	302	306	345	346	347	351	395	396	398	402	450	451	452	457
		129	133	140	152	133	137	144	156	136	140	147	158	137	141	148	159	138	142	149	160	140	144	151	162
		25.4	25.7	26.5	27.6	24.9	25.3	26.0	27.2	24.1	24.4	25.1	26.3	22.7	23.1	23.8	24.9	21.2	21.6	22.3	23.4	19.8	20.2	20.9	22.0
		0.84	0.76	0.62	0.47	1.00	0.77	0.62	0.47	1.00	0.79	0.65	0.50	1.00	0.81	0.66	0.51	1.00	0.83	0.68	0.54	0.99	0.88	0.74	0.59
		23	21	17	14	22	20	17	14	22	20	17	14	21	20	16	13	21	19	16	13	21	20	17	13
		1.27	1.27	1.27	1.28	1.48	1.47	1.47	1.48	1.71	1.71	1.71	1.72	1.98	1.97	1.97	1.99	2.28	2.28	2.27	2.29	2.64	2.64	2.64	2.65
		6.0	6.0	6.0	6.0	6.8	6.7	6.7	6.8	7.6	7.6	7.5	7.6	8.4	8.4	8.4	8.5	9.4	9.4	9.4	9.4	10.5	10.5	10.5	10.5
		221	222	223	227	260	261	262	266	301	302	304	308	347	348	350	354	397	398	400	404	452	453	455	459
		132	135	143	154	135	139	147	158	138	142	149	161	139	143	150	162	140	144	151	162	142	145	153	164
		25.9	26.2	27.0	28.1	25.4	25.8	26.5	27.6	24.5	24.9	25.6	26.7	23.2	23.6	24.3	25.4	21.7	22.0	22.7	23.9	20.3	20.6	21.3	22.4
		1.00	0.80	0.66	0.51	1.00	0.81	0.66	0.51	1.00	0.83	0.69	0.54	1.00	0.85	0.70	0.55	1.00	0.87	0.72	0.57	0.99	0.92	0.77	0.63
		22	20	16	13	21	19	16	13	21	19	16	13	20	19	15	12	20	18	15	12	20	19	16	12
		1.28	1.28	1.27	1.29	1.48	1.48	1.48	1.49	1.72	1.72	1.72	1.73	1.99	1.98	1.98	1.99	2.29	2.29	2.28	2.30	2.65	2.65	2.64	2.66
		6.0	6.0	6.0	6.1	6.8	6.8	6.8	6.8	7.6	7.6	7.6	7.6	8.5	8.5	8.5	8.5	9.4	9.4	9.4	9.4	10.5	10.5	10.5	10.6
		223	224	226	229	262	263	264	268	304	305	306	310	349	350	352	356	400	401	402	406	455	456	457	461
		134	138	145	157	138	142	149	161	140	144	152	163	142	146	153	164	142	146	153	165	144	148	155	166

Shaded area is ACCA (TVA) conditions
 kW = Total system power
 Amps = outdoor unit amps

EXPANDED COOLING DATA — GZV9SA241CA* / CAHEA3630*3A*, MBVK16CH*X00A* (CONT.)

IDB*	AIRFLOW	OUTDOOR AMBIENT TEMPERATURE																							
		65°F				75°F				85°F				95°F				105°F				115°F			
		59	63	67	71	59	63	67	71	59	63	67	71	59	63	67	71	59	63	67	71	59	63	67	71
770	MBh	25.1	25.5	26.2	27.4	24.7	25.0	25.8	26.9	23.8	24.2	24.9	26.0	22.5	22.8	23.6	24.7	21.0	21.3	22.0	23.1	19.6	19.9	20.6	21.7
	S/T	1.00	0.81	0.67	0.52	1.00	0.82	0.67	0.52	1.00	0.84	0.70	0.55	1.00	0.86	0.72	0.57	1.00	0.88	0.74	0.59	0.99	0.93	0.79	0.64
	ΔT	28	26	23	19	28	26	22	19	27	26	22	19	26	25	22	18	26	24	21	18	26	25	21	18
	kW	1.26	1.26	1.26	1.27	1.47	1.47	1.46	1.47	1.70	1.70	1.70	1.71	1.97	1.96	1.96	1.98	2.27	2.27	2.26	2.28	2.63	2.63	2.62	2.64
	Amps	6.0	6.0	5.9	6.0	6.7	6.7	6.7	6.7	7.5	7.5	7.5	7.6	8.4	8.4	8.4	8.4	9.3	9.3	9.3	9.4	10.5	10.5	10.4	10.5
	Hi PR	219	220	222	225	258	259	260	264	299	300	302	306	345	346	348	352	395	396	398	402	450	451	453	457
Lo PR	130	134	141	152	134	138	145	156	136	140	148	159	138	142	149	160	138	142	149	161	140	144	151	162	
80	MBh	25.5	25.9	26.6	27.7	25.1	25.4	26.1	27.3	24.2	24.5	25.3	26.4	22.9	23.2	24.0	25.1	21.3	21.7	22.4	23.5	19.9	20.3	21.0	22.1
	S/T	1.00	0.89	0.75	0.60	1.00	0.90	0.75	0.60	1.00	0.92	0.78	0.63	1.00	0.94	0.80	0.65	1.00	0.96	0.82	0.67	0.99	0.99	0.87	0.72
	ΔT	27	25	22	18	26	24	21	18	26	24	21	17	25	23	20	17	24	23	20	16	25	23	20	17
	kW	1.27	1.27	1.27	1.28	1.48	1.48	1.47	1.48	1.71	1.71	1.71	1.72	1.98	1.98	1.97	2.01	2.28	2.28	2.28	2.29	2.64	2.64	2.64	2.65
	Amps	6.0	6.0	6.0	6.1	6.8	6.8	6.7	6.8	7.6	7.6	7.6	7.6	8.4	8.4	8.4	8.5	9.4	9.4	9.4	9.4	10.5	10.5	10.5	10.5
	Hi PR	221	222	224	228	260	261	263	267	302	303	304	308	348	349	354	354	398	399	401	405	453	454	455	459
Lo PR	132	136	143	155	136	140	147	159	139	143	150	161	140	144	151	162	140	144	152	163	142	146	153	164	
1040	MBh	26.0	26.3	27.1	28.2	25.5	25.9	26.6	27.8	24.7	25.0	25.7	26.9	23.3	23.7	24.4	25.5	21.8	22.1	22.9	24.0	20.4	20.7	21.5	22.6
	S/T	1.00	0.94	0.79	0.64	1.00	0.94	0.79	0.64	1.00	0.96	0.82	0.67	1.00	1.00	0.84	0.69	1.00	1.00	0.85	0.71	0.99	0.99	0.90	0.76
	ΔT	26	24	20	17	25	23	20	17	25	23	20	16	24	22	19	16	23	22	19	15	24	22	19	16
	kW	1.28	1.28	1.28	1.29	1.48	1.48	1.48	1.49	1.72	1.72	1.72	1.73	1.99	1.98	2.01	2.02	2.29	2.29	2.28	2.30	2.65	2.65	2.65	2.66
	Amps	6.1	6.0	6.0	6.1	6.8	6.8	6.8	6.8	7.6	7.6	7.6	7.6	8.5	8.5	8.5	8.5	9.4	9.4	9.4	9.5	10.5	10.5	10.5	10.6
	Hi PR	224	224	226	230	262	263	265	269	304	305	307	311	350	351	352	356	400	401	403	407	455	456	458	462
Lo PR	135	139	146	158	139	143	150	162	141	145	152	164	142	146	153	165	143	147	154	165	144	148	155	167	

770	MBh	25.5	25.9	26.6	27.8	25.1	25.4	26.2	27.3	24.2	24.6	25.3	26.4	22.9	23.3	24.0	25.1	21.4	21.7	22.4	23.5	20.0	20.3	21.0	22.1
	S/T	1.00	1.00	0.78	0.63	1.00	1.00	0.78	0.63	1.00	1.00	0.81	0.65	1.00	1.00	0.82	0.67	1.00	1.00	0.84	0.69	0.99	0.99	0.89	0.74
	ΔT	32	30	26	23	31	29	26	22	31	29	26	22	30	28	25	22	29	27	24	21	29	28	25	22
	kW	1.26	1.26	1.26	1.27	1.47	1.47	1.47	1.48	1.71	1.70	1.70	1.71	1.97	1.97	1.97	1.98	2.27	2.27	2.27	2.28	2.63	2.63	2.63	2.64
	Amps	6.0	6.0	6.0	6.0	6.7	6.7	6.7	6.8	7.5	7.5	7.5	7.6	8.4	8.4	8.4	8.4	9.4	9.4	9.4	9.4	10.5	10.5	10.5	10.5
	Hi PR	220	221	223	226	259	260	261	265	301	301	303	307	346	347	349	353	397	398	399	403	451	452	454	458
Lo PR	132	136	143	155	136	140	147	159	138	142	150	161	139	143	151	162	140	144	151	162	142	146	153	164	
85	MBh	25.9	26.3	27.0	28.2	25.5	25.8	26.6	27.7	24.6	25.0	25.7	26.8	23.3	23.6	24.4	25.5	21.7	22.1	22.8	23.9	20.3	20.7	21.4	22.5
	S/T	1.00	1.00	0.86	0.71	1.00	1.00	0.86	0.71	1.00	1.00	0.88	0.73	1.00	1.00	0.90	0.75	1.00	1.00	0.92	0.77	0.99	0.99	0.97	0.82
	ΔT	30	29	25	22	30	28	25	21	29	28	24	21	29	27	24	20	28	26	23	20	28	27	23	20
	kW	1.27	1.27	1.27	1.28	1.48	1.48	1.48	1.49	1.72	1.71	1.71	1.72	1.98	1.98	2.02	2.03	2.28	2.28	2.28	2.29	2.64	2.64	2.64	2.65
	Amps	6.0	6.0	6.0	6.1	6.8	6.8	6.8	6.8	7.6	7.6	7.6	7.6	8.5	8.4	8.4	8.5	9.4	9.4	9.4	9.4	10.5	10.5	10.5	10.6
	Hi PR	222	223	225	229	261	262	264	268	303	304	305	309	349	350	351	355	399	400	402	406	454	455	456	461
Lo PR	134	138	145	157	138	142	149	161	140	144	152	163	142	145	153	164	142	146	153	165	144	148	155	166	
1040	MBh	26.4	26.8	27.5	28.7	26.0	26.3	27.0	28.2	25.1	25.4	26.2	27.3	23.8	24.1	24.8	25.9	22.2	22.6	23.3	24.4	20.8	21.1	21.9	23.0
	S/T	1.00	1.00	0.90	0.75	1.00	1.00	0.90	0.75	1.00	1.00	0.92	0.77	1.00	1.00	0.94	0.79	1.00	1.00	0.96	0.81	0.99	0.99	0.99	0.86
	ΔT	29	27	24	20	29	27	24	20	28	27	23	20	28	26	23	19	27	25	22	19	27	26	22	19
	kW	1.28	1.28	1.28	1.29	1.49	1.49	1.48	1.50	1.72	1.72	1.72	1.73	1.99	1.99	2.03	2.04	2.29	2.29	2.29	2.30	2.65	2.65	2.65	2.66
	Amps	6.1	6.1	6.0	6.1	6.8	6.8	6.8	6.8	7.6	7.6	7.6	7.7	8.5	8.5	8.5	8.5	9.4	9.4	9.4	9.5	10.6	10.5	10.5	10.6
	Hi PR	225	225	227	231	263	264	266	270	305	306	308	312	351	352	354	358	401	402	404	408	456	457	459	463
Lo PR	137	141	148	160	140	144	152	164	143	147	154	166	144	148	155	167	144	148	156	167	146	150	157	168	

IDB*: Entering Indoor Dry Bulb Temperature
 High and low pressures are measured at the liquid and suction service valves.
 Airflow may vary depending on actual ambient conditions and system operation modes.
 Shaded area is AHRI conditions
 kW = Total system power
 Amps = outdoor unit amps

EXPANDED COOLING DATA — GZV9SA361CA* / CAHEA3630*3A*, MBVK16CH*X00A*

IDB*	AIRFLOW	OUTDOOR AMBIENT TEMPERATURE																							
		65°F				75°F				85°F				95°F				105°F				115°F			
		59	63	67	71	59	63	67	71	59	63	67	71	59	63	67	71	59	63	67	71	59	63	67	71
1230	MBh	36.8	37.3	38.4	35.8	36.3	37.3	34.1	34.6	35.7	31.9	32.4	33.4	29.4	29.8	30.9	27.1	27.5	28.5						
	S/T	0.67	0.58	0.43	0.66	0.58	0.43	0.68	0.60	0.45	0.69	0.61	0.46	0.70	0.62	0.48	0.74	0.66	0.52						
	ΔT	19	17	14	18	17	14	18	16	13	17	16	13	16	15	12	17	15	13						
	kW	1.92	1.92	1.91	2.19	2.19	2.19	2.50	2.50	2.50	2.85	2.84	2.84	3.23	3.23	3.23	3.69	3.69	3.69						
	Amps	7.6	7.6	7.5	8.7	8.7	8.7	9.9	9.9	9.9	11.3	11.3	11.3	12.8	12.8	12.8	14.7	14.7	14.7						
	Hi PR	241	242	244	283	284	285	327	328	330	375	376	378	428	429	431	485	486	488						
70	Lo PR	128	132	139	132	136	143	135	139	146	136	140	147	137	140	147	138	142	149						
	MBh	37.4	37.9	39.0	36.3	36.8	37.9	34.7	35.2	36.2	32.4	32.9	33.9	29.9	30.4	31.4	27.6	28.1	29.1						
	S/T	0.75	0.67	0.51	0.75	0.66	0.51	0.76	0.68	0.53	0.77	0.69	0.54	0.78	0.70	0.56	0.82	0.74	0.60						
	ΔT	18	16	13	17	15	12	17	15	12	16	14	12	15	14	11	16	14	11						
	kW	1.93	1.93	1.93	2.21	2.21	2.20	2.52	2.52	2.51	2.86	2.86	2.86	3.25	3.25	3.24	3.71	3.71	3.70						
	Amps	7.6	7.6	7.6	8.7	8.7	8.7	10.0	10.0	10.0	11.4	11.4	11.3	12.9	12.9	12.9	14.8	14.7	14.7						
1670	Hi PR	244	245	246	285	286	288	329	330	332	378	379	381	431	432	433	488	489	491						
	Lo PR	130	134	142	134	138	145	137	141	148	138	142	149	139	142	150	140	144	151						
	MBh	38.1	38.6	39.7	37.0	37.5	38.6	35.4	35.9	36.9	33.1	33.6	34.6	30.5	31.0	32.0	28.2	28.7	29.7						
	S/T	0.80	0.71	0.56	0.79	0.70	0.55	0.80	0.72	0.57	0.81	0.73	0.58	0.82	0.74	0.60	0.86	0.78	0.64						
	ΔT	17	15	12	16	14	11	16	14	11	15	14	11	14	13	10	15	13	11						
	kW	1.95	1.95	1.94	2.22	2.22	2.21	2.53	2.53	2.53	2.87	2.87	2.87	3.26	3.26	3.26	3.72	3.72	3.72						
75	Amps	7.7	7.7	7.7	8.8	8.8	8.8	10.0	10.0	10.0	11.4	11.4	11.4	13.0	13.0	13.0	14.8	14.8	14.8						
	Hi PR	246	247	249	288	289	290	332	333	335	380	381	383	433	434	436	490	491	493						
	Lo PR	133	137	144	137	141	148	139	143	150	140	144	151	141	145	152	142	146	153						
	MBh	36.8	37.3	38.4	35.8	36.3	37.4	34.1	34.6	35.7	31.9	32.4	33.4	29.4	29.9	30.9	27.1	27.6	28.6						
	S/T	0.81	0.73	0.57	0.81	0.72	0.57	1.02	0.74	0.59	1.00	0.75	0.60	0.98	0.76	0.61	0.96	0.80	0.66						
	ΔT	23	21	18	22	20	17	22	20	17	21	19	16	20	18	15	20	19	16						
1230	kW	1.92	1.92	1.91	2.19	2.19	2.19	2.50	2.50	2.51	2.84	2.84	2.86	3.23	3.23	3.23	3.69	3.69	3.69						
	Amps	7.6	7.6	7.5	8.7	8.7	8.7	9.9	9.9	9.9	11.3	11.3	11.3	12.8	12.8	12.9	14.7	14.7	14.7						
	Hi PR	241	243	244	283	284	286	327	328	330	375	376	378	428	429	431	485	486	488						
	Lo PR	128	132	139	132	136	143	135	139	146	136	140	147	137	140	147	138	142	149						
	MBh	37.4	37.9	39.0	36.3	36.8	37.9	34.7	35.2	36.3	32.4	32.9	33.9	29.9	30.4	31.4	27.6	28.1	29.1						
	S/T	0.90	0.81	0.66	1.03	0.81	0.66	1.02	0.82	0.67	1.00	0.83	0.68	0.98	0.84	0.69	0.96	0.87	0.73						
1450	ΔT	22	20	17	21	19	16	20	19	16	20	18	15	19	17	14	19	17	15						
	kW	1.93	1.93	1.93	2.21	2.21	2.20	2.52	2.52	2.51	2.86	2.85	2.87	3.25	3.25	3.24	3.71	3.71	3.70						
	Amps	7.6	7.6	7.6	8.7	8.7	8.8	10.0	10.0	10.0	11.4	11.3	11.4	12.9	12.9	12.9	14.7	14.7	14.8						
	Hi PR	244	245	247	285	286	288	330	331	332	378	381	385	431	432	434	488	489	491						
	Lo PR	130	134	142	134	138	146	137	141	148	138	142	149	139	142	150	140	144	151						
	MBh	38.1	38.6	39.7	37.0	37.5	38.6	35.4	35.9	36.9	33.1	33.6	34.6	30.6	31.0	32.1	28.3	28.7	29.7						
1670	S/T	0.94	0.86	0.70	1.03	0.85	0.70	1.02	0.86	0.71	1.00	0.87	0.72	0.98	0.88	0.73	0.96	0.91	0.77						
	ΔT	20	19	16	20	18	15	20	18	15	19	17	14	18	16	13	18	17	14						
	kW	1.95	1.94	1.94	2.22	2.22	2.21	2.53	2.53	2.52	2.87	2.87	2.89	3.26	3.26	3.26	3.72	3.72	3.72						
	Amps	7.7	7.7	7.7	8.8	8.8	8.8	10.0	10.0	10.0	11.4	11.4	11.4	13.0	12.9	12.9	14.8	14.8	14.9						
	Hi PR	246	247	249	288	289	291	332	333	335	380	381	383	433	434	436	491	492	493						
	Lo PR	133	137	144	137	141	148	139	143	150	140	144	151	141	145	152	142	146	153						

IDB*	AIRFLOW	OUTDOOR AMBIENT TEMPERATURE																							
		65°F				75°F				85°F				95°F				105°F				115°F			
		59	63	67	71	59	63	67	71	59	63	67	71	59	63	67	71	59	63	67	71	59	63	67	71
1230	MBh	36.8	37.3	38.4	35.8	36.3	37.4	34.1	34.6	35.7	31.9	32.4	33.4	29.4	29.9	30.9	27.1	27.6	28.6						
	S/T	0.81	0.73	0.57	0.81	0.72	0.57	1.02	0.74	0.59	1.00	0.75	0.60	0.98	0.76	0.61	0.96	0.80	0.66						
	ΔT	23	21	18	22	20	17	22	20	17	21	19	16	20	18	15	20	19	16						
	kW	1.92	1.92	1.91	2.19	2.19	2.19	2.50	2.50	2.51	2.84	2.84	2.86	3.23	3.23	3.23	3.69	3.69	3.69						
	Amps	7.6	7.6	7.5	8.7	8.7	8.7	9.9	9.9	9.9	11.3	11.3	11.3	12.8	12.8	12.9	14.7	14.7	14.7						
	Hi PR	241	243	244	283	284	286	327	328	330	375	376	378	428	429	431	485	486	488						
1450	Lo PR	128	132	139	132	136	143	135	139	146	136	140	147	137	140	147	138	142	149						
	MBh	37.4	37.9	39.0	36.3	36.8	37.9	34.7	35.2	36.3	32.4	32.9	33.9	29.9	30.4	31.4	27.6	28.1	29.1						
	S/T	0.90	0.81	0.66	1.03	0.81	0.66	1.02	0.82	0.67	1.00	0.83	0.68	0.98	0.84	0.69	0.96	0.87	0.73						
	ΔT	22	20	17	21	19	16	20	19	16	20	18	15	19	17	14	19	17	15						
	kW	1.93	1.93	1.93	2.21	2.21	2.20	2.52	2.52	2.51	2.86	2.85	2.87	3.25	3.25	3.24	3.71	3.71	3.70						
	Amps	7.6	7.6	7.6	8.7	8.7	8.8	10.0	10.0	10.0	11.4	11.3	11.4	12.9	12.9	12.9	14.7	14.7	14.8						
1670	Hi PR	244	245	247	285	286	288	330	331	332	378	381	385	431	432	434	488	489	491						
	Lo PR	130	134	142	134	138	146	137	141	148	138	142	149	139	142	150	140	144	151						
	MBh	38.1	38.6	39.7	37.0	37.5	38.6	35.4	35.9	36.9	33.1	33.6	34.6	30.6	31.0	32.1	28.3	28.7	29.7						
	S/T	0.94	0.86	0.70	1.03	0.85	0.70	1.02	0.86	0.71	1.00	0.87	0.72	0.98	0.88	0.73	0.96	0.91	0.77						
	ΔT	20	19	16	20	18	15	20	18	15	19	17	14	18	16	13	18	17	14						
	kW	1.95	1.94	1.94	2.22	2.22	2.21	2.53	2.53	2.52	2.87	2.87	2.89	3.26	3.26	3.26	3.72	3.72	3.72						
75	Amps	7.7	7.7	7.7	8.8	8.8	8.8	10.0	10.0	10.0	11.4	11.4	11.4	13.0	12.9	12.9	14.8	14.8	14.9						
	Hi PR	246	247	249	288	289	291	332	333	335	380	381	383	433	434	436	491	492	493						
	Lo PR	133	137	144	137	141	148	139	143	150	140	144	151	141	145	152	142	146	153						
	MBh	36.8	37.3	38.4	35.8	36.3	37.4	34.1	34.6	35.7	31.9	32.4	33.4	29.4	29.9	30.9	27.1	27.6	28.6						
	S/T	0.81	0.73	0.57	0.81	0.72	0.57	1.02	0.74	0.59	1.00	0.75	0.60	0.98	0.76	0.61	0.96	0.80	0.66						
	ΔT	23	21	18	22	20	17	22	20	17	21	19	16	20	18	15	20	19	16						

IDB*: Entering Indoor Dry Bulb Temperature
 High and low pressures are measured at the liquid and suction service valves.
 Airflow may vary depending on actual ambient conditions and system operation modes.
 Shaded area is ACCA (TVA) conditions
 kW = Total system power
 Amps = outdoor unit amps

EXPANDED COOLING DATA — GZV9SA361CA* / CAHEA3630*3A*, MBVK16CH*X00A* (CONT.)

IDB*	AIRFLOW	OUTDOOR AMBIENT TEMPERATURE																								
		65°F				75°F				85°F				95°F				105°F				115°F				
		59	63	67	71	59	63	67	71	59	63	67	71	59	63	67	71	59	63	67	71	59	63	67	71	
1230	MBh	37.0	37.5	38.6	40.3	36.0	36.5	37.6	39.2	34.3	34.8	35.9	37.5	32.1	32.6	33.6	35.2	29.6	30.0	31.1	32.6	27.3	27.7	28.7	30.3	
	S/T	1.00	0.87	0.72	0.55	1.00	0.86	0.71	0.55	1.00	0.87	0.73	0.57	1.00	0.88	0.73	0.58	0.98	0.89	0.75	0.59	0.96	0.93	0.79	0.64	
	ΔT	27	25	22	18	26	24	21	18	25	24	21	17	24	23	20	17	23	22	19	16	23	22	19	16	
	kW	1.92	1.92	1.91	1.93	2.19	2.19	2.19	2.21	2.50	2.50	2.50	2.52	2.85	2.84	2.84	2.86	3.23	3.23	3.23	3.25	3.69	3.69	3.69	3.71	
	Amps	7.6	7.6	7.5	7.6	8.7	8.7	8.7	8.7	9.9	9.9	9.9	10.0	11.3	11.3	11.3	11.3	12.8	12.8	12.8	12.9	14.7	14.7	14.7	14.7	
	Hi PR	242	243	245	249	283	284	286	290	328	329	330	335	376	377	379	383	429	430	431	436	486	487	489	493	
	Lo PR	129	133	140	151	133	137	144	155	135	139	146	158	136	140	147	159	137	141	148	159	139	143	150	160	
	MBh	37.6	38.1	39.2	40.9	36.5	37.0	38.1	39.8	34.9	35.4	36.4	38.1	32.6	33.1	34.2	35.7	30.1	30.6	31.6	33.1	27.8	28.3	29.2	30.8	
	S/T	1.00	0.95	0.80	0.64	1.03	0.95	0.79	0.64	1.02	0.96	0.81	0.65	1.00	0.96	0.82	0.66	0.98	0.97	0.83	0.67	0.96	0.96	0.86	0.72	
	ΔT	25	24	20	17	25	23	20	16	24	22	19	16	23	21	18	15	22	21	18	15	22	21	18	15	
kW	1.93	1.93	1.93	1.95	2.21	2.21	2.20	2.22	2.52	2.52	2.51	2.53	2.85	2.85	2.85	2.87	3.25	3.25	3.24	3.26	3.71	3.71	3.70	3.72		
Amps	7.6	7.6	7.6	7.7	8.7	8.7	8.7	8.8	10.0	10.0	10.0	10.0	11.4	11.3	11.3	11.4	12.9	12.9	12.9	13.0	14.8	14.7	14.7	14.8		
Hi PR	244	245	247	251	286	287	289	293	330	331	333	337	378	379	381	386	431	432	434	439	488	490	491	496		
Lo PR	131	135	142	154	135	139	146	158	137	141	149	160	138	142	150	161	139	143	150	161	141	145	152	163		
1450	MBh	38.3	38.8	39.9	41.6	37.2	37.7	38.8	40.5	35.6	36.1	37.1	38.7	33.3	33.8	34.8	36.4	30.7	31.2	32.2	33.8	28.4	28.9	29.9	31.4	
	S/T	1.00	1.00	0.84	0.68	1.00	0.99	0.84	0.68	1.02	1.00	0.85	0.69	1.00	1.00	0.86	0.70	0.98	0.98	0.87	0.71	0.96	0.96	0.90	0.75	
	ΔT	24	23	19	16	24	22	19	15	23	21	18	15	22	20	18	14	21	20	17	14	21	20	17	14	
	kW	1.95	1.94	1.94	1.96	2.22	2.22	2.21	2.23	2.53	2.53	2.53	2.54	2.87	2.87	2.87	2.89	3.26	3.26	3.26	3.28	3.72	3.72	3.72	3.74	
	Amps	7.7	7.7	7.7	7.7	8.8	8.8	8.8	8.8	10.0	10.0	10.0	10.1	11.4	11.4	11.4	11.5	13.0	13.0	12.9	13.0	14.8	14.8	14.8	14.9	
	Hi PR	247	248	250	254	288	289	291	295	332	334	335	340	381	382	384	388	434	435	437	441	491	492	494	498	
	Lo PR	134	138	145	156	137	141	149	160	140	144	151	163	141	145	152	163	141	145	152	164	143	147	154	165	
	1670	MBh	37.6	38.1	39.2	40.9	36.6	37.1	38.2	39.8	34.9	35.4	36.5	38.1	32.7	33.2	34.2	35.8	30.1	30.6	31.6	33.2	27.8	28.3	29.3	30.8
		S/T	1.00	0.98	0.83	0.67	1.00	1.00	0.82	0.66	1.00	1.00	0.84	0.68	1.00	1.00	0.84	0.69	0.98	0.98	0.85	0.70	0.96	0.96	0.89	0.74
		ΔT	30	28	25	22	29	27	24	21	28	27	24	21	27	26	23	20	26	25	22	19	26	25	22	19
kW		1.92	1.92	1.92	1.94	2.20	2.20	2.19	2.21	2.51	2.51	2.50	2.52	2.85	2.85	2.84	2.86	3.24	3.24	3.23	3.25	3.70	3.70	3.69	3.71	
Amps		7.6	7.6	7.6	7.6	8.7	8.7	8.7	8.8	9.9	9.9	9.9	10.0	11.3	11.3	11.3	11.4	12.9	12.9	12.8	12.9	14.7	14.7	14.7	14.8	
Hi PR		243	244	246	250	284	286	287	292	329	330	331	336	377	378	380	384	430	431	433	437	487	488	490	494	
Lo PR		131	135	142	153	135	138	146	157	137	141	148	160	138	142	149	160	139	143	150	161	140	144	151	162	
MBh		38.2	38.7	39.8	41.5	37.1	37.6	38.7	40.4	35.5	36.0	37.0	38.7	33.2	33.7	34.7	36.3	30.7	31.1	32.2	33.7	28.3	28.8	29.8	31.3	
S/T		1.00	1.05	0.92	0.75	1.00	1.03	0.91	0.75	1.02	1.02	0.92	0.76	1.00	1.00	0.92	0.77	0.98	0.98	0.93	0.78	0.96	0.96	0.96	0.82	
ΔT		29	27	24	20	28	26	23	20	27	26	23	19	26	25	22	19	25	24	21	18	25	24	21	18	
kW	1.94	1.94	1.93	1.95	2.21	2.21	2.21	2.23	2.52	2.52	2.52	2.54	2.87	2.86	2.86	2.88	3.26	3.25	3.25	3.27	3.72	3.71	3.71	3.73		
Amps	7.7	7.6	7.6	7.7	8.8	8.8	8.7	8.8	10.0	10.0	10.0	10.1	11.4	11.4	11.4	11.4	12.9	12.9	12.9	13.0	14.8	14.8	14.7	14.8		
Hi PR	246	247	248	252	287	288	290	294	331	332	334	338	380	381	382	387	432	434	435	440	490	491	493	497		
Lo PR	133	137	144	156	137	141	148	160	139	143	150	162	140	144	151	163	141	145	152	163	142	146	153	164		
85	MBh	38.9	39.4	40.5	42.2	37.8	38.3	39.4	41.1	36.2	36.7	37.7	39.3	33.9	34.4	35.4	37.0	31.3	31.8	32.8	34.4	29.0	29.5	30.5	32.0	
	S/T	1.00	1.05	0.96	0.80	1.00	1.00	0.95	0.79	1.00	1.00	0.96	0.80	1.00	1.00	0.97	0.81	0.98	0.98	0.97	0.82	0.96	0.96	0.96	0.86	
	ΔT	28	26	23	19	27	25	22	19	26	25	22	18	25	24	21	18	24	23	20	17	24	23	20	17	
	kW	1.95	1.95	1.95	1.96	2.23	2.22	2.22	2.24	2.54	2.53	2.53	2.55	2.88	2.88	2.87	2.89	3.27	3.27	3.26	3.28	3.73	3.73	3.72	3.74	
	Amps	7.7	7.7	7.7	7.8	8.8	8.8	8.8	8.9	10.1	10.1	10.0	10.1	11.4	11.4	11.4	11.5	13.0	13.0	13.0	13.0	14.8	14.8	14.8	14.9	
	Hi PR	248	249	251	255	289	290	292	296	334	335	336	341	382	383	385	389	435	436	438	442	492	493	495	500	
	Lo PR	136	140	147	159	139	143	151	162	142	146	153	164	143	147	154	165	143	147	154	166	145	148	156	167	

IDB*: Entering Indoor Dry Bulb Temperature
 High and low pressures are measured at the liquid and suction service valves.
 Airflow may vary depending on actual ambient conditions and system operation modes.
 Shaded area is AHRI conditions
 kW = Total system power
 Amps = outdoor unit amps

EXPANDED COOLING DATA — GZV9SA4810A* / AHVE60DP1300A*

IDB*	OUTDOOR AMBIENT TEMPERATURE																											
	65°F				75°F				85°F				95°F				105°F				115°F							
	59	63	67	71	59	63	67	71	59	63	67	71	59	63	67	71	59	63	67	71	59	63	67	71				
	ENTERING INDOOR WET BULB TEMPERATURE																											
	AIRFLOW	59	63	67	71	59	63	67	71	59	63	67	71	59	63	67	71	59	63	67	71	59	63	67	71			
1170	MBh	37.2	41.8	47.1	45.2	45.8	47.2	44.5	45.2	46.5	42.9	43.6	45.0	42.4	43.1	43.3	39.6	40.3	41.6	42.9	43.6	45.0	42.4	43.1	43.3	39.6	40.3	41.6
	S/T	0.65	0.55	0.39	0.60	0.53	0.39	0.61	0.54	0.40	0.61	0.54	0.41	0.61	0.54	0.42	0.63	0.57	0.45	0.61	0.54	0.41	0.61	0.54	0.42	0.63	0.57	0.45
	ΔT	20	19	16	21	19	16	21	19	16	21	19	15	20	18	15	21	19	15	21	19	15	20	18	15	21	19	15
	kW	1.92	2.21	2.71	3.07	3.07	3.07	3.48	3.47	3.47	3.92	3.92	3.91	4.41	4.41	4.41	4.45	4.44	4.44	4.41	4.41	4.41	4.41	4.41	4.41	4.45	4.44	4.44
	Amps	8.0	9.1	10.4	11.9	11.9	11.9	13.6	13.5	13.5	16.1	16.0	16.0	17.6	17.6	17.3	18.6	18.6	18.6	17.6	17.6	17.3	18.6	18.6	18.6	18.6	18.6	18.6
70	Hi PR	249	255	273	316	317	319	364	365	367	417	418	420	475	476	478	509	510	512	475	476	478	509	510	512	509	510	512
	Lo PR	124	125	128	121	125	131	123	127	133	124	128	134	125	128	134	128	131	138	125	128	134	128	131	138	128	131	138
	MBh	40.8	44.5	47.8	45.9	46.5	47.9	45.2	45.9	47.3	43.6	44.3	45.7	43.2	43.8	44.0	40.4	41.0	42.4	43.2	43.8	44.0	40.4	41.0	42.4	43.2	43.8	44.0
	S/T	0.72	0.63	0.47	0.68	0.60	0.46	0.68	0.61	0.48	0.68	0.61	0.48	0.68	0.61	0.49	0.70	0.63	0.51	0.68	0.61	0.49	0.70	0.63	0.51	0.68	0.61	0.49
	ΔT	19	18	14	20	18	14	20	18	14	19	17	14	19	17	13	19	17	14	19	17	13	19	17	13	19	17	14
1590	kW	2.14	2.39	2.73	3.10	3.09	3.09	3.50	3.50	3.49	3.94	3.94	3.93	4.44	4.43	4.43	4.47	4.46	4.46	4.44	4.43	4.43	4.47	4.46	4.46	4.47	4.46	4.46
	Amps	8.9	9.7	10.5	12.0	12.0	11.9	13.6	13.6	13.6	17.4	17.4	17.4	19.0	19.0	18.7	18.6	18.6	18.6	19.0	19.0	18.7	18.6	18.6	18.6	18.6	18.6	18.6
	Hi PR	255	260	276	319	320	322	367	368	370	420	421	423	477	479	481	512	513	515	477	479	481	512	513	515	477	479	481
	Lo PR	124	126	130	123	127	134	125	129	136	126	130	136	126	130	136	130	133	140	126	130	136	130	133	140	126	130	136
	MBh	44.7	47.3	48.6	46.1	46.8	48.1	46.1	46.8	48.1	44.5	45.2	46.6	44.1	44.8	44.9	41.3	42.0	43.3	44.1	44.8	44.9	41.3	42.0	43.3	44.1	44.8	44.9
75	S/T	0.75	0.65	0.51	0.72	0.64	0.50	0.72	0.65	0.51	0.72	0.65	0.52	0.72	0.65	0.52	0.73	0.67	0.55	0.72	0.65	0.52	0.73	0.67	0.55	0.72	0.65	0.52
	ΔT	19	17	13	19	17	13	19	17	13	18	16	13	18	16	12	18	16	13	18	16	12	18	16	13	18	16	13
	kW	2.41	2.75	2.75	3.11	3.11	3.10	3.52	3.51	3.51	3.96	3.96	3.95	4.45	4.45	4.45	4.48	4.48	4.48	4.45	4.45	4.45	4.48	4.48	4.48	4.48	4.48	4.48
	Amps	9.8	10.6	10.5	12.1	12.0	12.0	13.7	13.7	13.7	17.5	17.5	17.5	19.0	19.0	18.7	18.7	18.7	18.6	19.0	19.0	18.7	18.7	18.6	18.6	18.7	18.7	18.6
	Hi PR	261	277	279	321	322	324	370	371	373	423	424	426	480	481	483	515	516	518	480	481	483	515	516	518	480	481	483
1170	Lo PR	120	125	128	121	125	131	123	127	134	124	128	134	125	128	134	128	131	138	125	128	134	128	131	138	125	128	134
	MBh	43.2	41.9	47.1	45.2	45.9	47.2	44.5	45.2	46.6	43.6	44.3	45.7	43.2	43.9	44.0	40.4	41.0	42.4	43.2	43.9	44.0	40.4	41.0	42.4	43.2	43.9	44.0
	S/T	0.77	0.69	0.53	0.73	0.66	0.52	0.74	0.66	0.53	0.73	0.66	0.53	0.73	0.66	0.54	0.81	0.75	0.64	0.73	0.66	0.54	0.81	0.75	0.64	0.73	0.66	0.54
	ΔT	26	23	20	26	24	20	25	23	20	26	23	20	25	23	19	24	23	21	24	22	19	24	23	21	24	23	19
	kW	2.37	2.21	2.70	3.07	3.07	3.06	3.48	3.47	3.47	3.92	3.91	3.91	4.41	4.41	4.41	4.44	4.44	4.44	4.41	4.41	4.41	4.44	4.44	4.44	4.44	4.44	4.44
1380	Amps	9.7	9.1	10.4	11.9	11.9	11.8	13.5	13.5	13.5	16.0	16.0	16.0	17.6	17.5	17.3	18.5	18.6	18.7	17.6	17.5	17.3	18.5	18.6	18.5	18.5	18.6	18.7
	Hi PR	257	255	273	316	317	319	364	366	368	417	418	420	475	476	478	509	511	512	475	476	478	509	511	512	475	476	478
	Lo PR	120	125	128	121	125	131	123	127	134	124	128	134	125	128	134	128	131	138	125	128	134	128	131	138	125	128	134
	MBh	40.8	44.5	47.8	45.9	46.6	47.9	45.2	45.9	47.3	43.6	44.3	45.7	43.2	43.9	44.0	40.4	41.0	42.4	43.2	43.9	44.0	40.4	41.0	42.4	43.2	43.9	44.0
	S/T	0.86	0.76	0.61	0.81	0.73	0.59	0.81	0.74	0.60	0.81	0.73	0.60	0.81	0.73	0.61	0.80	0.79	0.70	0.80	0.73	0.61	0.80	0.79	0.70	0.80	0.73	0.61
1590	ΔT	24	22	19	24	22	18	24	22	18	23	21	18	23	21	17	23	21	18	23	21	17	23	21	18	23	21	18
	kW	2.14	2.39	2.73	3.09	3.09	3.08	3.50	3.49	3.49	3.94	3.93	3.96	4.43	4.43	4.43	4.46	4.46	4.46	4.43	4.43	4.43	4.46	4.46	4.46	4.46	4.46	4.46
	Amps	8.9	9.7	10.5	12.0	12.0	11.9	13.6	13.6	13.6	17.4	17.4	17.4	19.0	19.0	18.6	18.6	18.6	18.7	19.0	19.0	18.6	18.6	18.6	18.6	18.6	18.6	18.7
	Hi PR	256	260	276	319	320	322	367	368	370	420	421	423	478	479	481	512	513	515	478	479	481	512	513	515	478	479	481
	Lo PR	124	126	130	123	127	134	125	129	136	126	130	136	126	130	136	130	133	140	126	130	136	130	133	140	126	130	136

IDB*	OUTDOOR AMBIENT TEMPERATURE																											
	65°F				75°F				85°F				95°F				105°F				115°F							
	59	63	67	71	59	63	67	71	59	63	67	71	59	63	67	71	59	63	67	71	59	63	67	71				
	ENTERING INDOOR WET BULB TEMPERATURE																											
	AIRFLOW	59	63	67	71	59	63	67	71	59	63	67	71	59	63	67	71	59	63	67	71	59	63	67	71			
1170	MBh	43.2	41.9	47.1	45.2	45.9	47.2	44.5	45.2	46.6	43.6	44.3	45.7	43.2	43.9	44.0	40.4	41.0	42.4	43.2	43.9	44.0	40.4	41.0	42.4	43.2	43.9	44.0
	S/T	0.77	0.69	0.53	0.73	0.66	0.52	0.74	0.66	0.53	0.73	0.66	0.53	0.73	0.66	0.54	0.81	0.75	0.64	0.73	0.66	0.54	0.81	0.75	0.64	0.73	0.66	0.54
	ΔT	26	23	20	26	24	20	25	23	20	26	23	20	25	23	19	24	23	21	24	22	19	24	23	21	24	23	19
	kW	2.37	2.21	2.70	3.07	3.07	3.06	3.48	3.47	3.47	3.92	3.91	3.91	4.41	4.41	4.41	4.44	4.44	4.44	4.41	4.41	4.41	4.44	4.44	4.44	4.44	4.44	4.44
	Amps	9.7	9.1	10.4	11.9	11.9	11.8	13.5	13.5	13.5	16.0	16.0	16.0	17.6	17.5	17.3	18.5	18.6	18.7	17.6	17.5	17.3	18.5	18.6	18.5	18.5	18.6	18.7
1380	Hi PR	257	255	273	316	317	319	364	366	368	417	418	420	475	476	478	509	511	512	475	476	478	509	511	512	475	476	478
	Lo PR	120	125	128	121	125	131	123	127	134	124	128	134	125	128	134	128	131	138	125	128	134	128	131	138	125	128	134
	MBh	40.8	44.5	47.8	45.9	46.6	47.9	45.2	45.9	47.3	43.6	44.3	45.7	43.2	43.9	44.0	40.4	41.0	42.4	43.2	43.9	44.0	40.4	41.0	42.4	43.2	43.9	44.0
	S/T	0.86	0.76	0.61	0.81	0.73	0.59	0.81	0.74	0.60	0.81	0.73	0.60	0.81	0.73	0.61	0.80	0.79	0.70	0.80	0.73	0.61	0.80	0.79	0.70	0.80	0.73	0.61
	ΔT	24	22	19	24	22	18	24	22	18	23	21	18	23	21	17	23	21	18	23	21	17	23	21	18	23	21	18
1590	kW	2.14	2.39	2.73</																								

EXPANDED COOLING DATA — GZV9SA4810A* / AHVE60DP1300A* (CONT.)

IDB*	AIRFLOW	OUTDOOR AMBIENT TEMPERATURE																							
		65°F				75°F				85°F				95°F				105°F				115°F			
		59	63	67	71	59	63	67	71	59	63	67	71	59	63	67	71	59	63	67	71	59	63	67	71
1170	MBh	38.3	44.1	47.3	49.4	45.5	46.1	47.5	49.6	44.8	45.4	46.8	48.9	43.2	43.8	45.2	47.4	42.7	43.3	43.6	46.9	39.9	40.5	41.9	44.0
	S/T	1.09	0.82	0.66	0.51	0.86	0.78	0.65	0.50	1.03	0.78	0.65	0.51	1.00	0.78	0.65	0.52	0.97	0.78	0.65	0.52	0.91	0.79	0.67	0.54
	ΔT	29	28	25	21	30	28	24	20	30	28	24	20	29	27	23	20	28	26	23	19	28	27	23	20
	kW	1.98	2.37	2.71	2.73	3.07	3.07	3.07	3.09	3.48	3.47	3.47	3.49	3.92	3.92	3.91	3.94	4.05	4.04	4.28	4.06	4.24	4.23	4.65	4.25
	Amps	8.2	9.7	10.4	10.5	11.9	11.9	11.9	12.0	13.6	13.5	13.5	13.6	16.1	16.0	16.0	16.1	17.6	17.6	17.3	17.6	18.6	18.6	18.6	18.7
	Hi PR	251	258	274	279	316	318	320	324	365	366	368	373	418	419	421	426	475	476	478	483	510	511	513	518
Lo PR	124	124	129	139	122	125	132	142	124	127	134	144	125	128	135	145	125	129	135	145	128	132	138	148	
80	MBh	42.1	44.7	48.0	50.1	46.2	46.8	48.2	50.3	45.5	46.1	47.5	49.6	43.9	44.6	46.0	48.1	43.4	44.1	44.3	47.7	40.6	41.3	42.6	44.7
	S/T	1.09	0.90	0.74	0.59	1.06	0.86	0.72	0.58	1.03	0.86	0.73	0.59	1.00	0.85	0.72	0.59	0.97	0.85	0.72	0.59	0.91	0.86	0.74	0.61
	ΔT	28	27	23	19	28	26	23	19	28	26	23	19	27	26	22	18	27	25	21	18	27	25	22	19
	kW	2.23	2.39	2.73	2.75	3.10	3.09	3.09	3.11	3.50	3.50	3.49	3.52	3.94	3.94	3.93	3.96	4.07	4.06	4.30	4.09	4.25	4.25	4.67	4.27
	Amps	9.2	9.7	10.5	10.6	12.0	12.0	11.9	12.1	13.6	13.6	13.6	13.7	16.1	16.0	16.0	16.1	17.6	17.6	17.3	17.6	18.6	18.6	18.6	18.7
	Hi PR	257	261	277	281	319	320	322	327	368	369	371	376	421	422	424	429	478	479	481	486	513	514	516	520
Lo PR	124	126	131	141	124	127	134	145	126	129	136	146	127	130	137	147	127	130	137	147	130	134	140	150	
1590	MBh	42.9	45.6	48.9	51.0	47.0	47.7	49.1	51.1	46.4	47.0	48.4	50.5	44.8	45.5	46.9	49.0	44.4	45.1	45.2	48.6	41.6	42.2	43.6	45.7
	S/T	1.09	0.94	0.77	0.63	1.06	0.90	0.76	0.62	1.03	0.90	0.76	0.62	1.00	0.89	0.76	0.62	0.97	0.88	0.76	0.63	0.91	0.89	0.77	0.64
	ΔT	27	25	22	18	27	25	22	18	27	25	22	18	26	24	21	17	26	24	20	17	26	24	21	17
	kW	2.25	2.40	2.74	2.77	3.11	3.11	3.10	3.13	3.52	3.51	3.51	3.53	3.96	3.96	3.95	3.98	4.08	4.45	4.45	4.47	4.27	4.48	4.47	4.50
	Amps	9.2	9.8	10.5	10.6	12.1	12.0	12.0	12.1	13.7	13.7	13.7	13.8	17.5	17.5	17.5	17.6	19.0	19.0	18.7	19.1	18.7	18.6	18.6	18.7
	Hi PR	260	263	279	284	322	323	325	330	370	372	374	378	423	425	426	431	481	482	484	489	515	516	518	523
Lo PR	127	129	133	144	126	130	136	147	128	132	138	149	129	132	139	149	129	132	139	149	132	136	142	153	

1170	MBh	42.2	44.8	48.1	50.2	46.2	46.9	48.2	50.3	45.5	46.2	47.6	49.7	44.0	44.6	46.0	48.1	43.5	44.1	44.3	47.7	40.6	41.2	42.6	44.7
	S/T	1.09	0.93	0.76	0.61	1.06	0.88	0.75	0.60	1.03	0.88	0.75	0.61	1.00	0.88	0.75	0.61	0.97	0.87	0.75	0.61	0.91	0.91	0.86	0.73
	ΔT	33	32	29	25	34	32	28	24	33	31	28	24	33	31	27	24	32	30	27	23	32	30	27	23
	kW	2.22	2.37	2.71	2.74	3.08	3.08	3.07	3.10	3.48	3.48	3.48	3.50	3.92	3.92	3.92	3.94	4.42	4.42	4.41	4.44	4.45	4.45	4.44	4.47
	Amps	9.1	9.7	10.4	10.5	11.9	11.9	11.9	12.0	13.6	13.6	13.5	13.7	16.1	16.1	16.0	16.2	17.6	17.6	17.3	17.7	18.6	18.6	18.6	18.7
	Hi PR	256	259	275	280	318	319	321	326	366	367	369	374	419	420	422	427	477	478	480	485	511	512	514	519
Lo PR	124	126	131	141	124	127	134	144	126	129	136	146	126	130	136	147	127	130	137	147	130	133	140	150	
85	MBh	44.9	47.4	48.8	50.9	46.9	47.6	48.9	51.0	46.3	46.9	48.3	50.4	44.7	45.3	46.7	48.9	44.2	44.9	45.1	48.5	41.3	42.0	43.4	45.5
	S/T	1.00	0.98	0.84	0.69	1.00	0.96	0.82	0.68	1.00	0.96	0.83	0.69	1.00	0.95	0.82	0.68	0.97	0.94	0.82	0.68	0.91	0.91	0.83	0.70
	ΔT	32	31	27	23	32	30	27	23	32	30	26	23	31	29	26	22	30	29	25	22	31	29	26	22
	kW	2.39	2.74	2.73	2.76	3.10	3.10	3.09	3.12	3.51	3.50	3.50	3.52	3.95	3.94	3.94	3.96	4.44	4.44	4.43	4.46	4.47	4.47	4.46	4.49
	Amps	9.8	10.5	10.5	10.6	12.0	12.0	12.0	12.1	13.7	13.7	13.6	13.7	17.5	17.4	17.4	17.5	19.0	19.0	18.7	19.1	18.6	18.6	18.6	18.7
	Hi PR	261	276	278	283	321	322	324	328	369	370	372	377	422	423	425	430	479	481	483	488	514	515	517	522
Lo PR	124	126	133	143	126	129	136	147	127	131	138	148	128	132	138	149	128	132	138	149	132	135	142	152	
1590	MBh	45.7	48.3	49.7	51.7	47.8	48.5	49.8	51.9	47.2	47.8	49.2	51.3	45.6	46.2	47.6	49.8	45.2	45.8	46.0	49.4	42.3	42.9	44.3	46.4
	S/T	1.00	1.02	0.88	0.73	1.00	1.00	0.86	0.72	1.00	1.00	0.86	0.72	1.00	0.99	0.86	0.72	0.97	0.97	0.85	0.72	0.91	0.91	0.86	0.73
	ΔT	31	30	26	22	31	29	25	22	31	29	25	22	30	28	25	21	29	27	24	20	30	28	24	21
	kW	2.41	2.76	2.75	2.78	3.12	3.12	3.11	3.14	3.52	3.52	3.51	3.54	3.96	3.96	3.96	3.98	4.46	4.46	4.45	4.48	4.49	4.49	4.48	4.51
	Amps	9.8	10.6	10.6	10.7	12.1	12.1	12.0	12.1	13.7	13.7	13.7	13.8	17.5	17.5	17.5	17.6	19.1	19.1	18.8	19.1	18.7	18.7	18.7	18.8
	Hi PR	263	279	281	285	323	324	326	331	372	373	375	380	425	426	428	433	482	483	485	490	517	518	520	524
Lo PR	127	128	135	146	128	131	138	149	130	133	140	151	130	134	141	151	130	134	141	151	134	137	144	154	

IDB*: Entering Indoor Dry Bulb Temperature

High and low pressures are measured at the liquid and suction service valves.

Airflow may vary depending on actual ambient conditions and system operation modes.

Shaded area is AHRI conditions

kW = Total system power

Amps = outdoor unit amps

EXPANDED COOLING DATA — GZV9SA6010A* / AHVE60DP1300A*

IDB*	OUTDOOR AMBIENT TEMPERATURE																									
	65°F				75°F				85°F				95°F				105°F				115°F					
	59	63	67	71	59	63	67	71	59	63	67	71	59	63	67	71	59	63	67	71	59	63	67	71		
1390	ENTERING INDOOR WET BULB TEMPERATURE																									
	MBh	39.1	44.1	53.2	49.3	51.8	53.4	50.3	51.0	52.6	48.5	49.2	52.8	45.8	46.6	48.3	38.8	39.4	39.0	45.8	46.6	48.3	38.8	39.4	39.0	
	S/T	0.64	0.54	0.37	0.60	0.50	0.37	0.60	0.52	0.39	0.61	0.54	0.41	0.63	0.56	0.43	0.70	0.62	0.50	0.63	0.56	0.43	0.70	0.62	0.50	
	ΔT	20	19	16	21	19	16	21	19	16	20	19	15	20	18	15	21	19	15	20	18	15	21	19	15	
	kW	2.15	2.49	3.70	3.36	4.16	4.15	4.66	4.65	4.64	5.18	5.18	5.21	5.73	5.72	5.73	5.58	5.57	5.16	5.73	5.72	5.73	5.58	5.57	5.16	
	Amps	8.3	9.5	13.6	12.7	15.5	15.4	17.6	17.6	17.6	19.9	19.9	19.9	22.6	22.6	22.5	22.1	22.1	20.5	22.6	22.6	22.5	22.1	22.1	20.5	
	Hi PR	254	261	276	310	319	321	365	366	368	417	418	420	473	474	476	527	529	525	473	474	476	527	529	525	
	Lo PR	119	120	120	119	119	126	121	124	130	124	128	134	128	131	138	134	138	146	128	131	138	134	138	146	
	70 1640	MBh	42.9	47.2	54.0	52.3	52.6	54.2	51.1	51.9	53.4	49.3	50.1	53.6	46.2	47.6	49.1	37.7	38.4	39.7	46.2	47.6	49.1	37.7	38.4	39.7
		S/T	0.71	0.88	0.44	0.67	0.58	0.44	0.67	0.60	0.47	0.68	0.61	0.48	0.70	0.63	0.50	0.78	0.71	0.57	0.70	0.63	0.50	0.78	0.71	0.57
ΔT		19	26	14	20	18	14	20	18	14	19	17	14	19	17	13	19	17	14	19	17	13	19	17	14	
kW		2.42	2.69	3.73	3.65	4.19	4.18	4.69	4.68	4.67	5.21	5.21	5.24	5.70	5.77	5.76	4.54	4.54	4.53	5.70	5.77	5.76	4.54	4.54	4.53	
Amps		9.2	10.2	13.7	13.6	15.6	15.6	17.7	17.7	17.7	20.1	20.1	20.0	22.7	22.7	22.6	20.7	20.7	20.6	22.7	22.7	22.6	20.7	20.7	20.6	
Hi PR		261	267	278	317	322	324	368	369	371	420	421	423	476	477	479	525	526	528	476	477	479	525	526	528	
Lo PR		119	122	122	120	121	128	122	126	132	126	130	136	129	133	140	137	141	148	129	133	140	137	141	148	
1890		MBh	47.4	53.9	55.0	52.9	53.6	55.2	52.1	52.9	54.4	50.3	51.1	54.7	46.3	47.2	48.7	38.6	39.3	37.9	46.3	47.2	48.7	38.6	39.3	37.9
		S/T	1.00	0.63	0.48	0.68	0.61	0.48	0.70	0.63	0.50	0.72	0.65	0.52	0.74	0.66	0.54	0.82	0.74	0.88	0.74	0.66	0.54	0.82	0.74	0.88
		ΔT	27	17	13	19	17	13	18	17	13	18	16	13	17	16	12	18	16	20	17	16	12	18	16	20
	kW	2.71	3.28	3.76	4.22	4.21	4.20	4.71	4.71	4.70	5.24	5.23	5.27	5.61	5.63	5.63	4.56	4.56	4.02	5.61	5.63	5.63	4.56	4.56	4.02	
	Amps	10.2	12.1	13.8	15.7	15.7	15.7	17.8	17.8	17.8	20.2	20.2	20.1	22.8	22.8	22.8	20.7	20.7	18.3	22.8	22.8	22.8	20.7	20.7	18.3	
	Hi PR	268	276	281	323	324	326	371	372	374	423	424	426	479	480	482	527	528	522	479	480	482	527	528	522	
	Lo PR	120	120	124	120	124	130	125	128	135	128	132	138	131	135	142	140	143	154	131	135	142	140	143	154	

1390	MBh	39.1	44.1	53.2	49.3	51.9	53.4	50.3	51.1	52.6	48.5	49.3	52.9	45.8	46.4	48.0	38.8	39.5	39.0	45.8	46.4	48.0	38.8	39.5	39.0					
	S/T	0.78	0.68	0.49	0.73	0.63	0.50	0.72	0.65	0.52	0.38	0.73	0.66	0.53	0.40	0.75	0.68	0.75	0.62	0.72	0.75	0.68	0.55	0.41	0.99	0.75	0.62	0.72		
	ΔT	24	23	20	25	23	20	25	23	20	16	25	23	19	16	24	22	24	23	19	15	24	22	19	15	24	23	19	15	
	kW	2.15	2.49	3.70	3.36	4.15	4.14	4.65	4.65	4.64	4.68	5.18	5.18	5.21	5.20	5.73	5.70	4.88	4.88	4.51	4.02	5.73	5.70	5.69	5.73	4.88	4.88	4.51	4.02	
	Amps	8.3	9.5	13.5	12.6	15.5	15.4	17.6	17.6	17.7	17.7	19.9	19.9	19.9	20.0	22.6	22.5	22.1	22.1	20.5	18.3	22.6	22.5	22.5	22.7	22.1	22.1	20.5	18.3	
	Hi PR	254	261	276	311	319	321	365	367	369	373	417	418	420	425	473	475	528	529	525	523	473	475	477	481	528	529	525	523	
	Lo PR	119	120	120	119	119	126	121	124	131	141	124	128	134	144	128	131	138	146	162	128	131	138	146	134	138	146	162		
	75 1640	MBh	42.9	48.0	54.0	52.4	52.7	54.2	51.1	51.9	53.5	49.3	50.1	53.7	46.5	47.2	48.8	37.8	38.4	39.7	46.5	47.2	48.8	37.8	38.4	39.7				
		S/T	0.84	0.98	0.57	0.80	0.70	0.57	0.79	0.72	0.59	0.45	0.81	0.73	0.60	0.47	0.82	0.75	0.82	0.70	0.80	0.82	0.75	0.62	0.49	0.99	0.83	0.70	0.80	
		ΔT	23	30	19	24	22	18	24	22	18	15	23	21	18	14	23	21	23	21	18	21	23	21	17	14	23	21	18	21
kW		2.41	2.70	3.73	3.65	4.18	4.18	4.68	4.68	4.67	4.71	5.21	5.24	5.23	5.23	5.73	5.73	4.54	4.54	4.53	4.04	5.73	5.73	5.72	5.75	4.54	4.54	4.53	4.04	
Amps		9.2	10.2	13.7	13.6	15.6	15.5	17.7	17.7	17.7	17.8	20.1	20.0	20.2	20.2	22.7	22.7	20.6	20.6	20.6	18.4	22.7	22.7	22.6	22.8	20.6	20.6	20.6	18.4	
Hi PR		261	268	279	317	322	324	368	369	371	376	420	423	428	476	477	479	525	526	526	526	476	477	479	484	525	526	526	526	
Lo PR		120	123	122	120	121	128	123	126	132	143	126	136	146	129	133	140	137	141	148	164	129	133	140	150	137	141	148	164	
1890		MBh	48.2	53.9	55.0	52.9	53.7	55.2	52.2	52.9	54.5	50.4	51.1	54.7	47.8	48.5	50.1	38.7	39.3	38.7	40.6	47.8	48.5	50.1	38.7	39.3	38.7	40.6		
		S/T	1.00	0.76	0.60	0.81	0.74	0.61	0.83	0.76	0.63	0.49	0.84	0.77	0.64	0.50	0.86	0.79	0.86	0.87	0.84	0.86	0.79	0.66	0.52	0.99	0.87	0.98	0.84	
		ΔT	30	21	18	23	21	17	23	21	17	14	22	20	17	13	21	20	22	20	24	20	21	20	16	13	22	20	24	20
	kW	2.72	3.28	3.75	3.79	4.21	4.20	4.71	4.70	4.70	4.73	5.23	5.23	5.26	5.26	5.79	5.78	4.56	4.56	4.03	4.05	5.79	5.78	5.78	5.82	4.56	4.55	4.03	4.05	
	Amps	10.3	12.1	13.8	13.9	15.7	15.7	17.8	17.8	17.8	17.9	20.2	20.1	20.3	22.8	22.8	22.7	20.7	20.7	18.4	18.5	22.8	22.8	22.7	22.9	20.7	20.7	18.4	18.5	
	Hi PR	269	276	281	286	323	325	371	372	374	379	423	424	426	431	479	480	528	529	524	528	479	480	482	487	528	529	524	528	
	Lo PR	122	120	124	134	120	124	130	140	140	140	128	132	138	149	132	135	142	140	143	155	166	132	135	142	152	140	143	155	166

IDB*: Entering Indoor Dry Bulb Temperature
 High and low pressures are measured at the liquid and suction service valves.
 Airflow may vary depending on actual ambient conditions and system operation modes.
 Shaded area is ACCA (TVA) conditions
 kW = Total system power
 Amps = outdoor unit amps

EXPANDED COOLING DATA — GZV9SA6010A* / AHVE60DP1300A* (CONT.)

IDB*	AIRFLOW	OUTDOOR AMBIENT TEMPERATURE																							
		65°F				75°F				85°F				95°F				105°F				115°F			
		59	63	67	71	59	63	67	71	59	63	67	71	59	63	67	71	59	63	67	71	59	63	67	71
1390	MBh	40.3	48.2	53.5	55.8	49.5	52.1	53.7	56.0	50.6	51.3	52.9	55.3	48.8	49.5	53.1	53.5	46.1	46.9	48.6	51.2	41.9	43.2	44.7	47.1
	S/T	0.91	0.98	0.61	0.48	0.86	0.75	0.62	0.48	0.84	0.77	0.64	0.50	1.00	0.78	0.65	0.52	0.99	0.80	0.67	0.53	0.99	0.88	0.75	0.80
	ΔT	28	34	25	21	29	28	24	20	29	28	24	20	29	27	23	20	28	26	23	19	28	26	23	26
	KW	2.23	2.68	3.70	3.74	3.36	4.16	4.15	4.18	4.65	4.65	4.64	4.68	5.18	5.18	5.21	5.21	5.73	5.72	5.73	5.79	4.88	4.52	4.51	4.02
	Amps	8.6	10.1	13.5	13.7	12.7	15.5	15.4	15.6	17.6	17.6	17.6	17.7	19.9	19.9	19.9	20.0	22.6	22.6	22.5	22.7	22.1	20.5	20.5	18.3
	Hi PR	256	266	276	281	311	320	321	326	366	367	369	374	418	419	421	426	474	475	477	482	528	524	526	524
Lo PR	119	123	121	130	120	120	126	136	121	125	131	141	125	128	135	145	128	132	138	148	134	140	147	164	
80	MBh	44.4	50.9	54.3	56.6	52.6	52.9	54.5	56.8	51.4	52.2	53.7	56.1	49.6	50.4	54.0	54.4	46.4	47.8	49.5	52.1	42.7	43.9	45.5	47.9
	S/T	0.97	0.86	0.69	0.55	0.93	0.82	0.69	0.55	1.01	0.84	0.71	0.57	1.00	0.85	0.72	0.59	0.99	0.87	0.74	0.61	0.99	0.96	0.82	0.88
	ΔT	27	26	23	19	28	26	23	19	28	26	23	19	27	25	22	18	27	25	21	18	27	25	22	25
	KW	2.51	3.03	3.73	3.77	3.65	4.19	4.18	4.22	4.69	4.68	4.67	4.71	5.21	5.21	5.14	5.34	5.70	5.77	5.77	5.83	4.50	4.51	4.53	4.22
	Amps	9.6	11.3	12.8	13.0	13.6	15.0	14.9	15.1	17.3	17.3	17.3	17.4	19.8	19.8	19.8	19.9	22.7	22.6	22.6	22.8	20.7	20.6	20.6	18.4
	Hi PR	263	271	279	284	317	322	324	329	369	370	372	377	421	422	424	429	477	478	480	485	525	526	528	527
Lo PR	119	119	123	132	120	122	128	138	123	127	133	143	127	130	137	147	130	133	140	150	138	142	149	166	
1890	MBh	49.1	54.2	55.3	57.6	53.2	53.9	55.5	57.8	52.4	53.2	54.7	57.1	50.6	51.4	55.0	55.4	47.3	48.2	49.8	52.4	42.9	44.2	45.7	48.1
	S/T	1.00	0.89	0.72	0.59	0.93	0.86	0.73	0.59	1.01	0.88	0.75	0.61	1.00	0.89	0.76	0.62	0.99	0.91	0.78	0.64	0.99	0.99	0.99	0.91
	ΔT	34	25	22	18	27	25	21	18	27	25	21	18	26	24	21	17	26	24	20	17	26	30	27	24
	KW	2.73	3.28	3.75	3.79	4.22	4.21	4.20	4.24	4.71	4.71	4.70	4.73	5.24	5.23	5.27	5.26	5.70	5.72	5.71	5.77	4.56	4.04	4.04	4.06
	Amps	10.3	12.1	13.8	13.9	15.7	15.7	15.7	15.8	17.8	17.8	17.8	17.9	20.2	20.2	20.1	20.3	22.8	22.8	22.7	22.9	20.7	18.4	18.4	18.5
	Hi PR	271	277	282	287	324	325	327	332	372	373	375	379	423	425	426	431	480	481	483	488	528	523	525	530
Lo PR	124	120	125	135	121	124	131	141	125	129	135	146	129	132	139	149	132	136	142	153	140	150	157	169	

1390	MBh	43.2	50.9	54.4	56.7	52.7	53.0	54.5	56.9	51.5	52.2	53.8	56.2	49.7	50.4	54.0	54.4	45.5	46.2	47.8	50.2	38.1	38.7	40.1	39.1
	S/T	1.00	0.88	0.71	0.57	1.00	0.85	0.71	0.58	1.00	0.86	0.73	0.60	1.00	0.88	0.75	0.61	0.99	0.89	0.76	0.63	0.99	0.99	0.85	0.72
	ΔT	32	31	28	25	33	31	28	24	33	31	28	24	32	31	27	23	32	30	26	23	32	30	27	23
	KW	2.40	3.01	3.71	3.74	3.63	4.16	4.16	4.19	4.66	4.66	4.65	4.69	5.19	5.19	5.22	5.22	5.55	5.54	5.54	5.58	4.53	4.53	4.52	4.02
	Amps	9.2	11.2	13.6	13.7	13.6	15.5	15.5	15.6	17.6	17.6	17.6	17.8	20.0	20.0	19.9	20.1	22.6	22.6	22.6	22.7	20.6	20.6	20.5	18.3
	Hi PR	260	270	278	282	316	321	323	328	367	368	370	375	419	420	422	427	475	476	478	483	524	525	527	523
Lo PR	120	119	122	132	120	122	128	138	123	126	133	143	126	130	136	147	130	133	140	150	138	141	148	162	
85	MBh	47.3	54.1	55.2	57.5	53.1	53.8	55.3	57.7	52.3	53.0	54.6	57.0	50.5	51.3	54.8	55.3	46.2	46.9	48.5	50.9	38.8	39.4	37.8	39.7
	S/T	1.00	0.95	0.79	0.65	1.00	0.92	0.79	0.65	1.00	0.94	0.81	0.67	1.00	0.95	0.82	0.68	0.99	0.97	0.84	0.70	0.99	0.99	0.94	0.80
	ΔT	31	30	27	23	32	30	26	23	32	30	26	23	31	29	26	22	30	28	25	21	30	29	25	21
	KW	2.70	3.27	3.74	3.78	4.20	4.20	4.19	4.22	4.69	4.69	4.68	4.72	5.22	5.22	5.25	5.25	5.58	5.56	5.56	5.61	4.55	4.55	4.02	4.04
	Amps	10.2	12.1	13.7	13.9	15.6	15.6	15.6	15.7	17.8	17.8	17.7	17.9	20.1	20.1	20.1	20.2	22.7	22.7	22.7	22.8	20.7	20.7	18.3	18.4
	Hi PR	267	275	280	285	322	324	326	330	370	371	373	378	422	423	425	430	478	479	481	486	527	528	521	526
Lo PR	120	120	124	134	120	124	130	140	125	128	135	145	128	132	138	149	131	135	142	152	140	143	153	164	
1890	MBh	48.2	55.1	56.2	58.5	54.1	54.8	56.3	58.7	53.3	54.1	55.6	58.0	51.5	52.3	56.0	56.3	47.3	47.9	49.5	52.0	39.6	40.3	38.7	40.6
	S/T	1.00	0.99	0.82	0.68	1.00	0.95	0.82	0.69	1.00	0.97	0.84	0.71	1.00	0.99	0.86	0.72	0.99	0.99	0.87	0.74	0.99	0.99	0.98	0.84
	ΔT	30	29	26	22	31	29	25	22	31	29	25	21	30	28	24	21	29	27	24	20	29	28	24	20
	KW	2.72	3.29	3.76	3.80	4.22	4.22	4.21	4.25	4.72	4.72	4.71	4.74	5.25	5.24	5.28	5.27	5.60	5.59	5.59	5.63	4.57	4.56	4.03	4.05
	Amps	10.3	12.1	13.8	14.0	15.7	15.7	15.7	15.8	17.9	17.9	17.8	18.0	20.2	20.2	20.2	20.3	22.8	22.8	22.8	22.9	20.8	20.8	18.4	18.5
	Hi PR	269	278	283	288	325	326	328	333	373	374	376	381	425	426	428	433	481	482	484	489	529	531	524	528
Lo PR	122	122	127	137	122	126	132	142	127	130	137	147	130	134	141	151	134	137	144	155	142	145	155	166	

IDB*: Entering Indoor Dry Bulb Temperature
 High and low pressures are measured at the liquid and suction service valves.
 Airflow may vary depending on actual ambient conditions and system operation modes.
 Shaded area is AHRI conditions
 kW = Total system power
 Amps = outdoor unit amps

EXPANDED HEATING DATA — NORMAL HEATING MODE

GZV9SA241CA* + CAHEA3630*3A*, MBVK16CH*X00A*

	OUTDOOR AMBIENT TEMPERATURE																	
	65	60	55	50	47	45	40	35	30	25	20	17	15	10	5	0	-5	-10
MBh	31.3	29.1	27.1	25.2	24.0	23.3	21.5	41.8	38.9	36.0	33.2	31.5	30.5	27.8	24.0	22.6	20.1	15.9
T/R	31	29	27	25	24	23	21	42	39	36	33	32	30	28	25	22	20	16
KW	1.63	1.61	1.60	1.58	1.56	1.56	1.54	3.77	3.63	3.48	3.34	3.42	3.21	3.08	2.93	2.83	2.72	2.34
AMPS	5.4	5.4	5.3	5.2	5.2	5.1	5.1	14.9	14.3	13.7	13.0	12.7	12.5	11.9	11.3	10.8	10.3	8.6
COP	5.62	5.29	4.96	4.67	4.50	4.37	4.09	3.25	3.14	3.03	2.91	2.70	2.78	2.65	2.40	2.34	2.17	1.99
Hi PR	368	356	338	319	309	304	297	383	379	363	348	339	332	320	308	296	286	269
LO PR	176	164	146	127	118	112	106	87	77	70	63	59	56	50	45	39	35	31

GZV9SA361CA* + CAHEA3630*3A*, MBVK16CH*X00A*

	OUTDOOR AMBIENT TEMPERATURE																	
	65	60	55	50	47	45	40	35	30	25	20	17	15	10	5	0	-5	-10
MBh	45.2	42.2	39.3	36.5	34.2	33.8	31.3	57.3	53.2	49.3	45.5	43.2	41.7	38.3	34.2	31.2	26.6	18.9
T/R	28	26	24	22	21	20	19	35	33	30	28	26	25	23	21	19	16	11
KW	2.38	2.37	2.35	2.33	2.39	2.30	2.27	5.22	5.04	4.85	4.68	5.07	4.50	4.34	4.18	3.98	3.62	2.81
AMPS	8.0	7.9	7.8	7.7	7.7	7.6	7.5	20.6	19.7	18.9	18.2	17.7	17.4	16.7	15.9	15.1	13.5	9.9
COP	5.57	5.21	4.90	4.58	4.20	4.31	4.04	3.22	3.09	2.98	2.85	2.50	2.72	2.58	2.40	2.30	2.15	1.98
Hi PR	361	349	331	313	303	298	292	371	363	348	338	329	316	306	296	287	275	257
LO PR	164	154	137	119	110	105	99	81	73	66	59	55	52	47	41	36	32	30

GZV9SA4810A* + AHVE60DP1300A*

	OUTDOOR AMBIENT TEMPERATURE																	
	65	60	55	50	47	45	40	35	30	25	20	17	15	10	5	0	-5	-10
MBh	66.1	62.7	57.2	51.2	48.0	46.3	44.2	65.7	61.3	56.9	56.5	53.6	51.7	45.3	44.0	35.5	27.5	20.6
T/R	45	43	39	35	33	31	30	44	41	38	38	36	34	34	33	29	26	22
KW	4.28	4.18	4.01	3.83	3.73	3.68	3.62	7.17	6.84	6.54	6.83	6.65	6.53	6.23	6.79	6.47	6.25	5.91
AMPS	17.7	17.2	16.5	15.6	15.2	14.9	14.6	29.8	28.4	27.0	28.5	27.6	27.1	25.7	29.7	28.2	27.1	24.2
COP	4.52	4.40	4.18	3.92	3.77	3.69	3.58	2.69	2.62	2.55	2.42	2.36	2.32	2.13	1.90	1.78	1.66	1.66
Hi PR	429	415	394	371	360	353	346	427	409	393	385	376	369	360	355	339	327	312
LO PR	158	148	132	115	106	101	96	81	73	67	59	55	52	45	39	34	30	27

GZV9SA6010A* + AHVE60DP1300A*

	OUTDOOR AMBIENT TEMPERATURE																	
	65	60	55	50	47	45	40	35	30	25	20	17	15	10	5	0	-5	-10
MBh	74.4	70.6	64.4	57.6	54.0	52.1	49.7	67.1	62.5	59.2	56.2	54.3	55.5	50.5	47.0	38.5	30.0	22.5
T/R	43	41	37	33	31	30	28	39	37	36	34	32	32	29	27	22	18	15
KW	5.00	4.88	4.69	4.47	4.36	4.30	4.22	8.02	7.71	7.41	7.10	6.92	7.36	7.02	7.25	5.91	4.83	4.32
AMPS	19.5	19.0	18.2	17.2	16.7	16.5	16.1	30.1	26.7	27.8	26.5	27.9	30.0	28.5	27.3	23.7	19.0	16.7
COP	4.36	4.24	4.02	3.77	3.63	3.55	3.45	2.45	2.38	2.34	2.32	2.30	2.21	2.11	1.90	1.91	1.86	1.77
Hi PR	422	409	388	366	354	348	341	407	390	373	366	357	358	343	329	307	284	270
LO PR	156	145	130	113	104	100	94	79	72	66	58	54	50	44	39	34	31	29

Calculations are based on nominal CFM and 70 °F indoor dry bulb.

Amps = Outdoor unit amps (comp.+fan)

Note: Shaded area is AHRI Rating Conditions at 47°F outdoor ambient temperature

KW= Total system power

GZV9SA241CA* + CAHEA3630*3A*, MBVK16CH*X00A*

	OUTDOOR AMBIENT TEMPERATURE							
	65	60	55	50	47	45	40	35 OR LOWER
MBh	55.8	52.1	51.2	47.6	45.6	44.3	41.1	Same as normal heating mode
T/R	31	29	28	26	25	24	22	
KW	3.24	3.20	3.38	3.32	3.28	3.26	3.19	
AMPS	11.3	11.1	11.9	11.7	11.5	11.4	11.1	
COP	5.05	4.77	4.44	4.20	4.07	3.98	3.77	
Hi PR	382	370	358	337	327	321	314	
LO PR	167	156	137	119	110	105	99	

GZV9SA361CA* + CAHEA3630*3A*, MBVK16CH*X00A*

	OUTDOOR AMBIENT TEMPERATURE							
	65	60	55	50	47	45	40	35 OR LOWER
MBh	70.1	65.6	64.5	60.2	57.7	56.0	52.2	Same as normal heating mode
T/R	44	41	40	38	36	35	32	
KW	4.86	4.71	4.98	4.81	4.72	4.65	4.50	
AMPS	18.9	18.2	19.4	18.7	18.3	18.0	17.4	
COP	4.23	4.08	3.80	3.67	3.58	3.53	3.40	
Hi PR	418	402	397	383	374	368	356	
LO PR	141	130	118	108	102	99	90	

GZV9SA4810A* + AHVE60DP1300A*

	OUTDOOR AMBIENT TEMPERATURE							
	65	60	55	50	47	45	40	35 OR LOWER
MBh	82.7	81.2	74.6	73.9	70.6	68.8	68.3	Same as normal heating mode
T/R	55	54	49	49	47	45	45	
KW	6.36	6.96	6.62	7.16	6.96	6.86	7.33	
AMPS	25.7	28.5	27.2	29.6	28.8	28.2	29.8	
COP	3.82	3.42	3.31	3.03	2.97	2.94	2.73	
Hi PR	481	476	452	448	436	430	428	
LO PR	151	132	118	105	99	95	86	

GZV9SA6010A* + AHVE60DP1300A*

	OUTDOOR AMBIENT TEMPERATURE							
	65	60	55	50	47	45	40	35 OR LOWER
MBh	91.1	83.1	81.8	78.3	76.8	74.8	73.8	Same as normal heating mode
T/R	51	46	45	44	42	41	41	
KW	6.92	6.57	7.12	7.19	7.33	7.22	7.58	
AMPS	27.2	26.1	28.6	28.8	29.7	29.0	30.1	
COP	3.86	3.71	3.37	3.19	3.07	3.04	2.86	
Hi PR	463	437	432	426	414	408	403	
LO PR	146	130	115	102	96	92	83	

Calculations are based on nominal CFM and 70 °F indoor dry bulb.

Note: Shaded area is AHRI Rating Conditions at 47°F outdoor ambient temperature

Amps = Outdoor unit amps (comp.+fan)

KW= Total system power

EXPANDED HEATING DATA-AT VARIOUS INDOOR TEMPERATURES

GZV9SA241CA* + CAHEA3630*3A*, MBVK16CH*X00A*

OUTDOOR AIR TEMPERATURE	INDOOR AIR TEMPERATURE, °FDB											
	61		65		68		70		72		75	
	TC	PI	TC	PI	TC	PI	TC	PI	TC	PI	TC	PI
°FDB	MBH	kW	MBH	kW	MBH	kW	MBH	kW	MBH	kW	MBH	kW
-10	16.3	2.15	16.1	2.23	16.0	2.30	15.9	2.34	15.8	2.38	15.7	2.45
-5	20.6	2.50	20.4	2.60	20.2	2.67	20.1	2.72	20.0	2.77	19.8	2.85
0	23.2	2.60	22.9	2.70	22.7	2.78	22.6	2.83	22.5	2.88	22.3	2.96
5	24.4	2.68	24.1	2.78	23.9	2.86	24.0	2.93	23.7	2.97	23.4	3.05
10	28.5	2.83	28.2	2.94	28.0	3.02	27.8	3.08	27.6	3.14	27.4	3.22
15	31.3	2.95	30.9	3.07	30.7	3.15	30.5	3.21	30.3	3.27	30.0	3.36
17	32.3	3.14	31.9	3.27	31.7	3.36	31.5	3.42	31.3	3.48	31.0	3.58
20	34.0	3.07	33.7	3.19	33.4	3.28	33.2	3.34	33.0	3.40	32.7	3.50
25	36.9	3.20	36.5	3.32	36.2	3.42	36.0	3.48	35.8	3.54	35.5	3.64
30	39.9	3.34	39.5	3.47	39.1	3.56	38.9	3.63	38.7	3.70	35.4	3.38
35	46.4	3.90	45.9	4.05	46.1	4.12	41.8	3.77	41.6	3.84	41.2	3.95
40	22.0	1.42	21.8	1.47	21.6	1.51	21.5	1.54	21.4	1.57	21.2	1.61
45	23.9	1.43	23.6	1.49	23.4	1.53	23.3	1.56	23.2	1.59	22.9	1.63
47	24.6	1.44	24.3	1.49	24.1	1.54	24.0	1.56	23.9	1.59	23.6	1.64
50	25.8	1.45	25.6	1.51	25.3	1.55	25.2	1.58	25.1	1.61	24.8	1.65
55	27.8	1.47	27.5	1.53	27.3	1.57	27.1	1.60	26.9	1.63	26.7	1.67
60	29.8	1.48	29.5	1.54	29.3	1.58	29.1	1.61	28.9	1.64	28.7	1.68
65	32.1	1.50	31.7	1.56	31.5	1.60	31.3	1.63	31.1	1.66	30.8	1.71

GZV9SA361CA* + CAHEA3630*3A*, MBVK16CH*X00A*

OUTDOOR AIR TEMPERATURE	INDOOR AIR TEMPERATURE, °FDB											
	61		65		68		70		72		75	
	TC	PI	TC	PI	TC	PI	TC	PI	TC	PI	TC	PI
°FDB	MBH	kW	MBH	kW	MBH	kW	MBH	kW	MBH	kW	MBH	kW
-10	19.4	2.58	19.2	2.68	19.0	2.76	18.9	2.81	18.8	2.86	18.6	2.94
-5	27.3	3.33	27.0	3.46	26.8	3.55	26.6	3.62	26.4	3.69	26.2	3.79
0	32.0	3.66	31.6	3.80	31.4	3.91	31.2	3.98	31.0	4.05	30.7	4.16
5	34.8	3.82	34.4	3.97	34.1	4.08	34.2	4.18	33.7	4.23	33.4	4.35
10	39.3	3.99	38.8	4.14	38.5	4.26	38.3	4.34	38.1	4.42	37.7	4.54
15	42.7	4.14	42.3	4.30	41.9	4.42	41.7	4.50	41.5	4.58	41.1	4.71
17	44.3	4.66	43.8	4.84	43.5	4.98	43.2	5.07	42.9	5.16	42.5	5.30
20	46.6	4.30	46.1	4.47	45.8	4.59	45.5	4.68	45.2	4.77	43.7	4.55
25	51.8	4.80	51.2	4.98	50.8	5.12	49.3	4.85	49.0	4.94	48.6	5.08
30	55.9	4.99	54.0	4.81	53.5	4.95	53.2	5.04	49.0	4.68	48.6	4.81
35	63.4	5.27	62.7	5.47	57.6	5.13	57.3	5.22	57.0	5.32	56.4	5.46
40	32.1	2.09	31.7	2.17	31.5	2.23	31.3	2.27	31.1	2.31	30.8	2.38
45	34.6	2.11	34.3	2.20	34.0	2.26	33.8	2.30	33.6	2.34	33.3	2.41
47	35.1	2.19	34.7	2.28	34.4	2.34	34.2	2.39	34.0	2.43	33.7	2.50
50	37.4	2.14	37.0	2.22	36.7	2.29	36.5	2.33	36.3	2.37	35.9	2.44
55	40.3	2.16	39.9	2.24	39.5	2.31	39.3	2.35	39.1	2.39	38.7	2.46
60	43.3	2.18	42.8	2.26	42.4	2.33	42.2	2.37	42.0	2.41	41.6	2.48
65	46.3	2.19	45.8	2.27	45.5	2.34	45.2	2.38	44.9	2.42	44.5	2.49

EXPANDED HEATING DATA-AT VARIOUS INDOOR TEMPERATURES-BOOST MODE OPERATION

GZV9SA241CA* + CAHEA3630*3A*, MBVK16CH*X00A*

OUTDOOR AIR TEMPERATURE	INDOOR AIR TEMPERATURE, °FDB											
	61		65		68		70		72		75	
	TC	PI	TC	PI	TC	PI	TC	PI	TC	PI	TC	PI
°FDB	MBH	kW	MBH	kW	MBH	kW	MBH	kW	MBH	kW	MBH	kW
35 or lower	Same as normal heating mode											
40	42.8	3.35	41.7	3.05	41.3	3.13	41.1	3.19	40.9	3.25	40.5	3.34
45	45.4	3.00	44.9	3.11	44.6	3.20	44.3	3.26	40.5	2.92	40.1	3.00
47	51.1	3.45	50.5	3.59	50.1	3.69	45.6	3.28	45.5	3.35	45.1	3.44
50	53.1	3.50	52.6	3.64	47.9	3.26	47.6	3.32	47.3	3.38	46.9	3.47
55	52.5	3.11	51.9	3.23	51.5	3.32	51.2	3.38	50.9	3.44	47.8	3.24
60	56.3	3.23	55.7	3.35	52.4	3.14	52.1	3.20	51.8	3.26	51.3	3.35
65	60.3	3.28	56.6	3.09	56.1	3.18	55.8	3.24	53.8	3.12	50.3	2.89

GZV9SA361CA* + CAHEA3630*3A*, MBVK16CH*X00A*

OUTDOOR AIR TEMPERATURE	INDOOR AIR TEMPERATURE, °FDB											
	61		65		68		70		72		75	
	TC	PI	TC	PI	TC	PI	TC	PI	TC	PI	TC	PI
°FDB	MBH	kW	MBH	kW	MBH	kW	MBH	kW	MBH	kW	MBH	kW
35 or lower	Same as normal heating mode											
40	53.5	4.14	52.9	4.30	52.5	4.42	52.2	4.50	51.9	4.58	51.4	4.71
45	57.4	4.28	56.8	4.44	56.3	4.57	56.0	4.65	51.9	4.23	51.4	4.34
47	63.7	4.89	63.0	5.07	58.2	4.65	57.7	4.72	57.5	4.82	57.0	4.95
50	66.3	4.98	61.1	4.59	60.5	4.72	60.2	4.81	59.8	4.90	59.3	5.03
55	66.1	4.58	65.4	4.76	64.9	4.89	64.5	4.98	60.9	4.64	60.3	4.77
60	70.9	4.76	70.1	4.94	66.0	4.62	65.6	4.71	65.2	4.80	64.6	4.93
65	71.9	4.47	71.1	4.64	70.5	4.77	70.1	4.86	65.2	4.40	64.6	4.52

EXPANDED HEATING DATA-AT VARIOUS INDOOR TEMPERATURES

GZV9SA4810A* + AHVE60DP1300A*

OUTDOOR AIR TEMPERATURE	INDOOR AIR TEMPERATURE, °FDB											
	61		65		68		70		72		75	
	TC	PI	TC	PI	TC	PI	TC	PI	TC	PI	TC	PI
°FDB	MBH	kW	MBH	kW	MBH	kW	MBH	kW	MBH	kW	MBH	kW
-10	20.4	5.64	20.2	5.86	20.7	5.81	20.6	5.91	17.9	5.02	17.8	5.16
-5	28.2	5.75	27.9	5.97	27.7	6.14	27.5	6.25	28.3	6.14	24.6	5.26
0	36.4	5.95	36.0	6.17	35.7	6.35	35.5	6.47	35.3	6.59	35.0	6.77
5	44.7	6.20	44.2	6.44	43.9	6.62	44.0	6.79	43.4	6.87	43.0	7.06
10	46.5	5.73	46.0	5.95	45.6	6.12	45.3	6.23	46.7	6.12	46.2	6.29
15	51.2	6.23	50.6	6.47	52.0	6.41	51.7	6.53	51.4	6.65	50.9	6.83
17	53.1	6.35	54.4	6.35	53.9	6.53	53.6	6.65	53.3	6.77	46.2	5.80
20	55.9	6.52	57.3	6.53	56.8	6.71	56.5	6.83	49.2	5.80	48.7	5.96
25	66.6	7.21	65.9	7.48	57.2	6.42	56.9	6.54	56.6	6.66	56.0	6.84
30	71.7	7.55	62.1	6.53	61.6	6.72	61.3	6.84	60.9	6.97	60.3	7.16
35	67.4	6.60	66.7	6.85	66.1	7.04	65.7	7.17	65.3	7.30	64.7	7.51
40	45.3	3.32	44.8	3.45	44.5	3.55	44.2	3.62	44.0	3.68	43.5	3.78
45	47.4	3.38	46.9	3.51	46.6	3.61	46.3	3.68	46.0	3.75	45.6	3.85
47	49.2	3.43	48.7	3.56	48.3	3.66	48.0	3.73	47.7	3.80	47.3	3.90
50	52.5	3.52	51.9	3.66	51.5	3.76	51.2	3.83	50.9	3.90	50.4	4.01
55	58.6	3.69	58.0	3.83	57.5	3.94	57.2	4.01	56.9	4.09	56.3	4.20
60	64.3	3.84	63.6	3.99	63.1	4.10	62.7	4.18	62.4	4.26	61.8	4.37
65	67.8	3.94	67.0	4.09	66.5	4.20	66.1	4.28	65.7	4.36	65.1	4.48

GZV9SA6010A* + AHVE60DP1300A*

OUTDOOR AIR TEMPERATURE	INDOOR AIR TEMPERATURE, °FDB											
	61		65		68		70		72		75	
	TC	PI	TC	PI	TC	PI	TC	PI	TC	PI	TC	PI
°FDB	MBH	kW	MBH	kW	MBH	kW	MBH	kW	MBH	kW	MBH	kW
-10	28.2	5.16	26.2	4.94	24.3	4.66	22.5	4.32	22.4	4.40	20.6	4.12
-5	37.1	5.71	34.6	5.46	32.2	5.17	30.0	4.83	29.8	4.92	27.5	4.60
0	42.0	5.91	41.5	6.13	41.2	6.31	38.5	5.91	36.0	5.55	35.7	5.70
5	47.2	6.20	46.7	6.44	46.3	6.62	47.0	7.25	45.7	6.87	45.3	7.05
10	51.7	6.45	51.2	6.70	50.8	6.89	50.5	7.02	50.2	7.15	49.7	7.35
15	56.9	6.77	56.3	7.03	55.8	7.23	55.5	7.36	55.2	7.50	51.4	7.09
17	55.7	6.36	55.1	6.60	54.7	6.79	54.3	6.92	54.0	7.04	50.3	6.66
20	61.2	7.09	60.6	7.37	60.1	7.57	56.2	7.10	55.8	7.23	55.3	7.43
25	64.5	7.40	63.8	7.68	59.6	7.27	59.2	7.41	58.9	7.54	54.9	7.14
30	68.1	7.69	67.4	7.99	66.8	8.22	62.5	7.71	62.1	7.85	61.6	8.07
35	73.1	8.00	68.0	7.66	67.4	7.87	67.1	8.02	66.7	8.17	61.8	7.69
40	51.0	3.88	50.4	4.03	50.0	4.15	49.7	4.22	49.4	4.30	49.0	4.42
45	53.4	3.95	52.8	4.10	52.4	4.22	52.1	4.30	51.8	4.38	51.3	4.50
47	55.4	4.01	54.8	4.16	54.3	4.28	54.0	4.36	53.7	4.44	53.2	4.56
50	59.0	4.11	58.4	4.27	57.9	4.39	57.6	4.47	57.2	4.56	56.7	4.68
55	66.0	4.31	65.3	4.48	64.7	4.60	64.4	4.69	64.0	4.77	63.4	4.91
60	72.3	4.49	71.6	4.66	71.0	4.80	70.6	4.88	70.2	4.97	69.5	5.11
65	76.2	4.60	75.4	4.78	74.8	4.91	74.4	5.00	73.9	5.10	73.2	5.23

EXPANDED HEATING DATA-AT VARIOUS INDOOR TEMPERATURES-BOOST MODE OPERATION

GZV9SA4810A* + AHVE60DP1300A*

OUTDOOR AIR TEMPERATURE	INDOOR AIR TEMPERATURE, °FDB											
	61		65		68		70		72		75	
	TC	PI	TC	PI	TC	PI	TC	PI	TC	PI	TC	PI
°FDB	MBH	κW	MBH	κW	MBH	κW	MBH	κW	MBH	κW	MBH	κW
35 or lower	Same as normal heating mode											
40	74.1	7.42	73.3	7.71	68.7	7.19	68.3	7.33	67.9	7.46	67.3	7.67
45	75.0	7.03	74.2	7.30	73.6	7.50	68.8	6.86	68.4	6.98	67.7	7.17
47	77.1	7.16	76.3	7.43	71.2	6.84	70.6	6.96	70.3	7.10	69.7	7.29
50	80.6	7.38	75.0	6.84	74.3	7.03	73.9	7.16	73.5	7.29	72.8	7.49
55	81.9	6.93	75.7	6.32	75.1	6.50	74.6	6.62	74.2	6.74	73.5	6.92
60	83.3	6.40	82.4	6.65	81.7	6.84	81.2	6.96	75.1	6.16	74.4	6.33
65	91.2	6.79	90.3	7.05	83.2	6.24	82.7	6.36	74.5	5.36	73.8	5.51

GZV9SA6010A* + AHVE60DP1300A*

OUTDOOR AIR TEMPERATURE	INDOOR AIR TEMPERATURE, °FDB											
	61		65		68		70		72		75	
	TC	PI	TC	PI	TC	PI	TC	PI	TC	PI	TC	PI
°FDB	MBH	κW	MBH	κW	MBH	κW	MBH	κW	MBH	κW	MBH	κW
35 or lower	Same as normal heating mode											
40	75.7	6.97	74.9	7.23	74.3	7.44	73.8	7.58	73.4	7.72	68.9	7.26
45	81.1	7.29	80.2	7.57	79.6	7.79	74.8	7.22	74.4	7.35	73.7	7.56
47	83.4	7.44	82.5	7.73	77.4	7.22	76.8	7.33	76.5	7.49	75.8	7.69
50	84.9	7.30	79.4	6.87	78.8	7.06	78.3	7.19	77.9	7.32	72.6	6.75
55	89.2	7.34	83.0	6.80	82.3	6.99	81.8	7.12	81.3	7.25	75.3	6.57
60	91.3	6.91	90.3	7.18	89.6	7.38	83.1	6.57	82.7	6.69	81.9	6.87
65	100.1	7.35	92.4	6.61	91.6	6.79	91.1	6.92	90.6	7.05	83.5	6.25

PERFORMANCE DATA FOR STANDARD OPERATING MODE

GZV9SA241CA* / CAEA3630*3A*, MBVK16CH*X00A* DESIGN SUBCOOLING @ AHRI 95°F CONDITIONS 10-12°F AT 100% DEMAND				
OUTDOOR TEMP °F	TOTAL BTU/H	SENSIBLE BTU/H	LATENT BTU/H	TOTAL WATTS
75°	26,100	19,600	6,500	1,470
80°	25,700	19,700	6,000	1,600
85°	25,300	19,700	5,600	1,710
90°	24,700	19,500	5,200	1,800
95°	24,000	19,200	4,800	1,970
100°	23,200	18,800	4,400	2,100
105°	22,400	18,400	4,000	2,280
110°	21,700	18,400	3,300	2,500
115°	21,000	18,300	2,700	2,640
TVA Conditions @ 95° OD DB, 75° ID, 63° ID WB				
95°	23,100	18,700	4,400	1,970

GZV9SA241CA* / CAEA3630*3A*, MBVK16CH*X00A* DESIGN SUBCOOLING @ AHRI 95°F CONDITIONS 10-12°F IN BOOST MODE				
OUTDOOR TEMP °F	TOTAL BTU/H	SENSIBLE BTU/H	LATENT BTU/H	TOTAL WATTS
75°	26,100	19,600	6,500	1,470
80°	25,700	19,700	6,000	1,600
85°	25,300	19,700	5,600	1,710
90°	24,700	19,500	5,200	1,800
95°	24,000	19,200	4,800	1,970
100°	23,200	18,800	4,400	2,100
105°	22,400	18,400	4,000	2,280
110°	21,700	18,400	3,300	2,500
115°	21,000	18,300	2,700	2,640
TVA Conditions @ 95° OD DB, 75° ID, 63° ID WB				
95°	23,100	18,700	4,400	1,970

GZV9SA361CA* / CAEA3630*3A*, MBVK16CH*X00A* DESIGN SUBCOOLING @ AHRI 95°F CONDITIONS 10-12°F AT 100% DEMAND				
OUTDOOR TEMP °F	TOTAL BTU/H	SENSIBLE BTU/H	LATENT BTU/H	TOTAL WATTS
75°	38,100	30,100	8,000	2,200
80°	37,300	29,800	7,500	2,400
85°	36,400	29,500	6,900	2,510
90°	35,300	28,800	6,500	2,700
95°	34,200	28,000	6,200	2,850
100°	32,900	27,100	5,800	3,000
105°	31,600	26,200	5,400	3,240
110°	30,400	25,700	4,700	3,500
115°	29,200	25,100	4,100	3,700
TVA Conditions @ 95° OD DB, 75° ID, 63° ID WB				
95°	32,900	27,300	5,600	2,860

GZV9SA361CA* / CAEA3630*3A*, MBVK16CH*X00A* DESIGN SUBCOOLING @ AHRI 95°F CONDITIONS 10-12°F IN BOOST MODE				
OUTDOOR TEMP °F	TOTAL BTU/H	SENSIBLE BTU/H	LATENT BTU/H	TOTAL WATTS
75°	41,000	31,200	9,800	2,200
80°	40,200	30,900	9,300	2,300
85°	39,200	30,400	8,800	2,500
90°	38,000	29,600	8,400	2,600
95°	36,000	28,800	7,900	3,000
100°	35,400	28,400	7,000	3,400
105°	34,000	26,800	7,200	3,100
110°	32,600	26,200	6,400	3,400
115°	31,500	26,000	5,500	3,600
TVA Conditions @ 95° OD DB, 75° ID, 63° ID WB				
95°	35,400	28,000	7,400	2,800

PERFORMANCE DATA FOR STANDARD OPERATING MODEM (CONT.)

GZV9SA4810A* / AHVE60DP1300A*				
DESIGN SUBCOOLING @ AHRI 95°F CONDITIONS 10-12°F				
AT 100% DEMAND				
OUTDOOR TEMP °F	TOTAL BTU/H	SENSIBLE BTU/H	LATENT BTU/H	TOTAL WATTS
75°	48,200	34,700	13,500	3,090
80°	47,900	34,500	13,400	3,290
85°	47,500	34,700	12,800	3,490
90°	46,800	34,200	12,600	3,710
95°	46,000	33,100	12,900	3,930
100°	45,200	32,500	12,700	4,370
105°	44,300	31,900	12,400	4,810
110°	43,500	32,200	11,300	4,990
115°	42,600	31,500	11,100	5,160
TVA Conditions @ 95° OD DB, 75° ID, 63° ID WB				
95°	44,300	32,300	12,000	3,940

GZV9SA4810A* / AHVE60DP1300A*				
DESIGN SUBCOOLING @ AHRI 95°F CONDITIONS 10-12°F				
IN BOOST MODE				
OUTDOOR TEMP °F	TOTAL BTU/H	SENSIBLE BTU/H	LATENT BTU/H	TOTAL WATTS
75°	61,000	41,200	19,800	4,460
80°	59,800	40,400	19,400	4,720
85°	58,600	40,000	18,600	4,980
90°	54,300	37,100	17,200	5,260
95°	50,000	34,600	15,400	5,530
100°	48,800	33,700	15,100	5,840
105°	47,500	33,300	14,200	6,150
110°	45,900	33,900	12,000	5,220
115°	44,500	31,200	13,300	5,490
TVA Conditions @ 95° OD DB, 75° ID, 63° ID WB				
95°	46,500	33,600	12,900	5,440

GZV9SA6010A* / AHVE60DP1300A*				
DESIGN SUBCOOLING @ AHRI 95°F CONDITIONS 10-12°F				
AT 100% DEMAND				
OUTDOOR TEMP °F	TOTAL BTU/H	SENSIBLE BTU/H	LATENT BTU/H	TOTAL WATTS
75°	54,500	37,600	16,900	4,180
80°	54,100	37,900	16,200	4,400
85°	53,700	38,100	15,600	4,670
90°	53,600	37,800	15,800	5,000
95°	54,000	38,880	15,100	5,310
100°	51,000	37,300	13,700	5,500
105°	49,500	36,200	13,300	5,770
110°	47,500	34,600	12,900	6,300
115°	45,500	36,800	8,700	5,200
TVA Conditions @ 95° OD DB, 75° ID, 63° ID WB				
95°	50,100	36,600	13,500	5,210

GZV9SA6010A* / AHVE60DP1300A*				
DESIGN SUBCOOLING @ AHRI 95°F CONDITIONS 10-12°F				
IN BOOST MODE				
OUTDOOR TEMP °F	TOTAL BTU/H	SENSIBLE BTU/H	LATENT BTU/H	TOTAL WATTS
75°	62,900	42,600	20,300	4,600
80°	62,600	43,000	19,600	4,900
85°	62,000	43,200	18,800	5,100
90°	61,100	43,100	18,000	5,400
95°	60,000	43,100	16,900	6,000
100°	58,600	43,700	14,900	6,700
105°	57,200	41,700	15,500	6,400
110°	53,600	40,400	13,200	6,300
115°	45,500	36,800	8,700	5,200
TVA Conditions @ 95° OD DB, 75° ID, 63° ID WB				
95°	57,800	41,700	16,100	5,700

NORMAL MODE - COOLING		SOUND POWER LEVEL ¹						
TONNAGE	TOTAL UNIT SOUND RATING (dBA)	OCTAVE BAND SPECTRUM FREQUENCY (Hz) ANALYSIS (dB)						
		125	250	500	1000	2000	4000	8000
2-ton	71	71.8	70.9	70.4	65.6	60.4	51.5	43.7
3-ton	71	71.8	71.7	70.2	65.7	60.5	51.7	44.6
4-ton	77	77.6	76.0	76.2	71.7	67.1	58.7	53.9
5-ton	77	77.6	76.0	76.2	71.7	67.1	58.7	53.9

¹Compliant with AHRI 270.

²Compliant with AHRI 220.

NORMAL MODE - HEATING		SOUND POWER LEVEL ¹						
TONNAGE	TOTAL UNIT SOUND RATING (dBA)	OCTAVE BAND SPECTRUM FREQUENCY (Hz) ANALYSIS (dB)						
		125	250	500	1000	2000	4000	8000
2-ton	75	76.1	76.7	73.8	69.1	63.8	56.0	48.4
3-ton	75	76.1	76.7	73.8	69.1	63.8	56.1	49.0
4-ton	75	77.7	78.1	76.1	70.9	66.0	59.3	54.1
5-ton	75	77.7	78.1	76.1	70.9	66.0	59.3	54.1

¹Compliant with AHRI 270.

²Compliant with AHRI 220.

QUIET MODE_COOLING

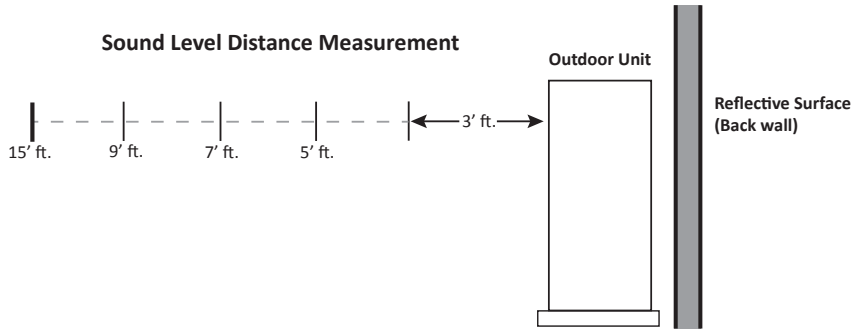
TONNAGE	SOUND SUPPRESSION LEVEL	SOUND POWER LEVEL (dBA)1	SOUND PRESSURE LEVEL (dBA)2
2-ton	LV.1	69	53
	LV.2	66	50
	LV.3	63	45
3-ton	LV.1	69	53
	LV.2	66	50
	LV.3	63	45
4-ton	LV.1	72	56
	LV.2	69	53
	LV.3	66	45
5-ton	LV.1	72	56
	LV.2	69	53
	LV.3	66	45

¹ Quiet Mode Sound Power and Sound Pressure levels determined at a distance of 3 [ft].

QUIET MODE_HEATING

TONNAGE	SOUND SUPPRESSION LEVEL	SOUND POWER LEVEL (dBA)1	SOUND PRESSURE LEVEL (dBA)2
2-ton	LV.1	72	56
	LV.2	69	53
	LV.3	66	45
3-ton	LV.1	72	56
	LV.2	69	53
	LV.3	66	45
4-ton	LV.1	72	56
	LV.2	69	53
	LV.3	66	45
5-ton	LV.1	72	56
	LV.2	69	53
	LV.3	66	45

¹ Quiet Mode Sound Power and Sound Pressure levels determined at a distance of 3 [ft].



		SOUND PRESSURE (dBA) COOLING MODE ¹				
		DISTANCE FROM PROPERTY LINE				
TONNAGE	REFLECTIVE SURFACE QTY.	3'	5'	7'	9'	15'
2.0 Ton	0	64	59	56	54	50
	1	67	62	59	57	53
	2	70	65	62	60	56
3.0 Ton	0	64	59	56	54	50
	1	67	62	59	57	53
	2	70	65	62	60	56
4.0 Ton	0	70	65	62	60	56
	1	73	68	65	63	59
	2	76	71	68	66	62
5.0 Ton	0	70	65	62	60	56
	1	73	68	65	63	59
	2	76	71	68	66	62

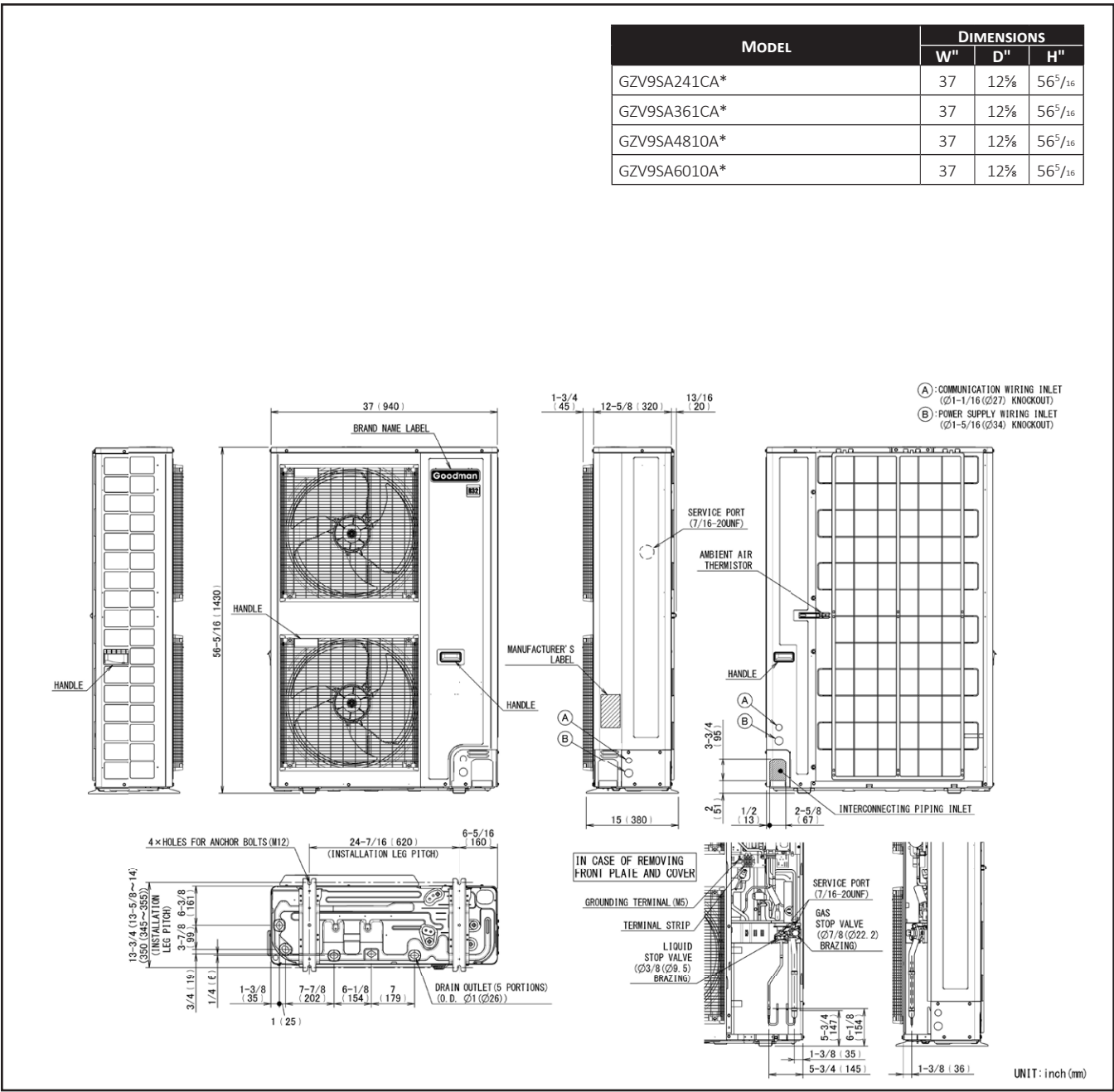
¹ Compliant with AHRI 275 utilizing standard mode, total sound levels

		SOUND PRESSURE (dBA) HEATING MODE ¹				
		DISTANCE FROM PROPERTY LINE				
TONNAGE	REFLECTIVE SURFACE QTY.	3'	5'	7'	9'	15'
2.0 Ton	0	68	63	60	58	54
	1	71	66	63	61	57
	2	74	69	66	64	60
3.0 Ton	0	68	63	60	58	54
	1	71	66	63	61	57
	2	74	69	66	64	60
4.0 Ton	0	70	65	62	60	56
	1	73	68	65	63	59
	2	76	71	68	66	62
5.0 Ton	0	70	65	62	60	56
	1	73	68	65	63	59
	2	76	71	68	66	62

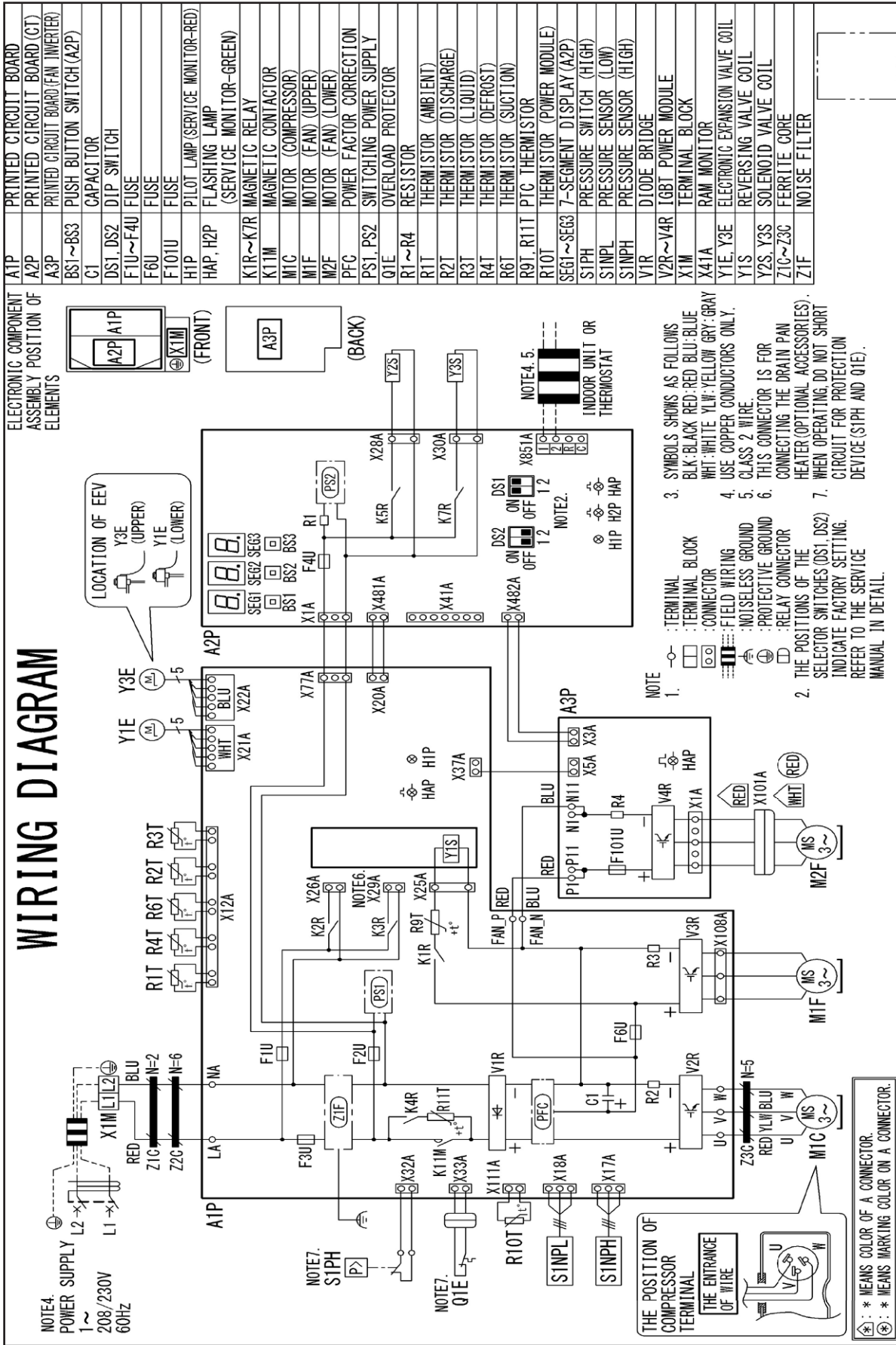
¹ Compliant with AHRI 275 utilizing standard mode, total sound levels

***ALL AHRI SYSTEM RATINGS ARE ACCESSIBLE IN THE UNITARY MATCHUP TOOL VIA
DAIKIN CITY OR IN THE DAIKIN SYSTEM CONFIGURATOR TOOL VIA PARTNERLINK.***

MODEL	DIMENSIONS		
	W"	D"	H"
GZV9SA241CA*	37	12 ⁵ / ₈	56 ⁵ / ₁₆
GZV9SA361CA*	37	12 ⁵ / ₈	56 ⁵ / ₁₆
GZV9SA4810A*	37	12 ⁵ / ₈	56 ⁵ / ₁₆
GZV9SA6010A*	37	12 ⁵ / ₈	56 ⁵ / ₁₆



WIRING DIAGRAM



MODEL	DESCRIPTION	GZV9S A241CA*	GZV9S A361CA*	GZV9S A4810A*	GZV9S A6010A*
KPW5G112	Wind Baffle	X ² (2)	X ² (2)	X ² (2)	X ² (2)
3K020967-2 ¹	Snow Guard Front	X	X	X	X
3P434587-5 ¹	Snow Guard Rear	X	X	X	X
3P434588-1 ¹	Snow Guard Side	X	X	X	X
0270R02063 (130-DK-017)	Hail Guard	X	X	X	X
KEH3P648291	Drain Pan Heater	X	X	X	X
DSEN-HAQA	Daikin One Home Air Monitor	X	X	X	X

¹ Product is manufactured at time of order. Lead time will be associated with purchase.

² Please ensure that 2 nos (KPW5G112) are ordered for each model when placing the order.

