

BILL OF MATERIAL (CURRENT LEVEL)

ITEM	PT/ASSY	DESCRIPTION	TYPE	QTY.
1	1-211	ACCESSORY MTG KIT	ASSEMBLY	2
2	10016	ESCUTCHEON BELL	PART	2
3	10286	END POST TOWEL ACCESSORY	PART	2
4	92000	SCREW 8 - 32 X 1/8 SS	PART	2
5	10124	24 IN. TOWEL BAR	PART	1
6	1-125	HARDWARE KIT	ASSEMBLY	2

SCALE 0.125

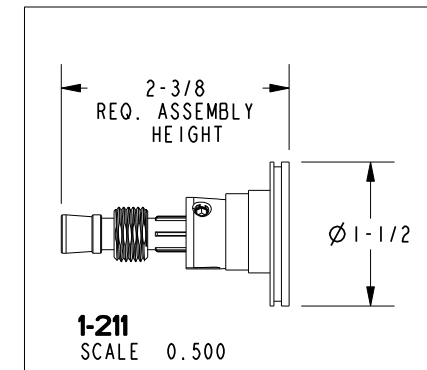
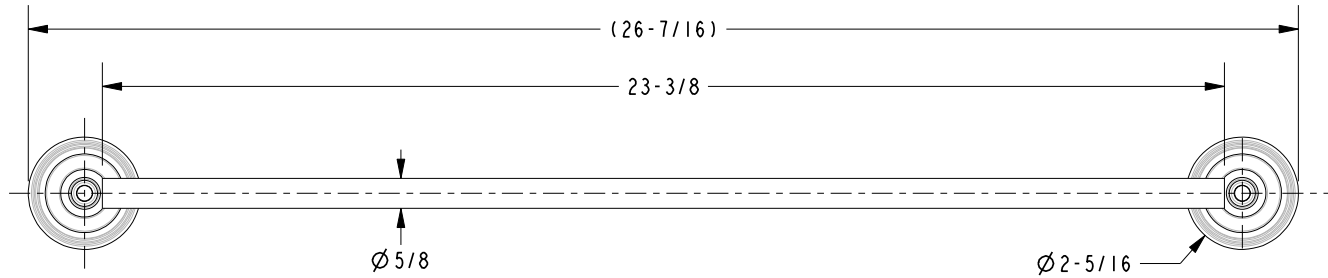
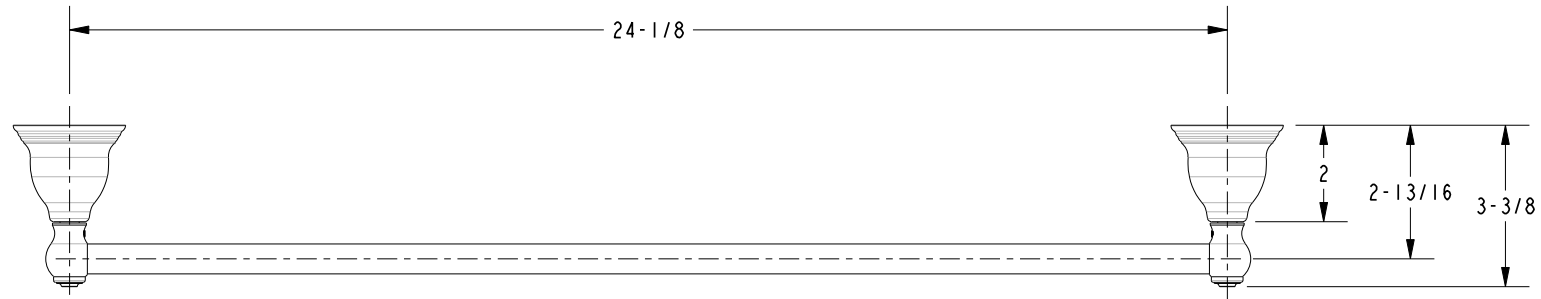
COPYRIGHT 2005 BRASSTECH, INC. THESE DRAWINGS AND THE DESIGNS DEPICTED HEREIN ARE THE PROPRIETARY PROPERTY OF BRASSTECH. ANY USE OR REPRODUCTION IS SUBJECT TO THE EXPRESS APPROVAL OF BRASSTECH. UNAUTHORIZED USE IS STRICTLY PROHIBITED. ALL RIGHTS RESERVED.

BRASSTECH
INCORPORATED
2001 E. CARNEGIE AVE.
SANTA ANA, CA 92705
(949) 417-5207

24" TOWEL BAR

ASSY. NO. 12-02		B	EN-1241A	09/11/09
SCALE 0.188		A	EO-0360	06/24/04
REF. -	SHEET 1 OF 2	REV	REV DESC	DATE

SPECIFICATION DWG



DIMENSIONS ARE IN INCHES AND AN APPROXIMATION OF A TYPICAL INSTALLATION

COPYRIGHT 2005 BRASSTECH, INC. THESE DRAWINGS AND THE DESIGNS DEPICTED HEREIN ARE THE PROPRIETARY PROPERTY OF BRASSTECH. ANY USE OR REPRODUCTION IS SUBJECT TO THE EXPRESS APPROVAL OF BRASSTECH. UNAUTHORIZED USE IS STRICTLY PROHIBITED. ALL RIGHTS RESERVED.

BRASSTECH INCORPORATED		2001 E. CARNEGIE AVE. SANTA ANA, CA 92705 (949) 417-5207
DWG NO.	12-02	REV B
SCALE 0.250	REF. -	SHEET 2 OF 2