



4515 East 139th Street  
 Grandview, MO 64030  
 800-362-9055  
 Fax 800-362-1463  
 www.PRIER.com

## C-534 Commercial Wall Hydrant

*with P-004 Vacuum Breaker & Dual Backflow Preventor*



- **Commercial**
- **Freezeless**
- **ASSE 1052 Approved**
- **Anti-Siphon**
- **Two Backflow Check Valves**
- **Self Draining**
- **Vandal Proof Lock Shield**



Application

The PRIER C-534 provides a year round source of water to areas of structures that are subject to freezing temperatures. The hydrant valve is connected to the supply piping in the heated portion of the structure, eliminating the possibility of freezing. To assure freeze protection, the hydrant will drain even with the hose attached and under pressure without sprayback!

The C-534 combines Freezeless Hydrant features with self-draining, anti-siphon and two backflow check valves! The vacuum breaker/backflow preventor provides protection against cross-connection of the potable water supply, while venting to eliminate any vacuum. The C-534 has an extended vandal proof lockshield and is shipped with a loose key for operation. Upon closure the valve drains even with closed end hose attached. No special installation tools are required.

Features

- C-534 Hydrant features P-004 ASSE 1052 approved double check valve and vacuum breaker
- Drains automatically with hose attached & under pressure to prevent pipes from freezing and bursting
- Downward pitch is built into hydrant, ensuring proper installation.
- All drainage features are accomplished “outside the wall” eliminating brick and wall cutting
- All cast brass construction, solid cast brass seat, body and cap
- Nickel plated body and cap
- Solid brass stem ends use large diameter long wearing ACME Threads
- Metal collar covers drainage holes and protects user from sprayback while closing under pressure
- Multiple vent holes ensure proper draining
- Cycle tested to simulate 25 years minimum service
- Loose key operated with vandalproof lock shield
- Patent protected

Ordering

### C-534D10

**Inlet**

- D- 1/2" MPT x 1/2" SWT
- F- 3/4" MPT x 3/4" SWT
- T- 3/4" MIP x 1/2" FPT

**Length**

- CC- Close Coupled
- 04- 4" Insertion
- 06- 6" Insertion
- 08- 8" Insertion
- 10- 10" Insertion
- 12- 12" Insertion
- 14- 14" Insertion
- 16- 16" Insertion
- 18- 18" Insertion
- 20- 20" Insertion
- 22- 22" Insertion
- 24- 24" Insertion
- XX- Special Size

Inlet Styles

**D Style**

1/2" MIP x 1/2" Female Sweat



**F Style**

3/4" Female Sweat



**T Style**

3/4" MIP x 1/2" FPT







4515 East 139th Street  
Grandview, MO 64030  
800-362-9055  
Fax 800-362-1463

# C-534


Dimensions Specifications




Furnish and install Freezeless Model C-534 Commercial Keyless Wall Hydrant as manufactured by PRIER Products, Inc. Hydrant shall have automatic draining capabilities with integral ASSE 1052 approved double check vacuum breaker/backflow preventor. Hydrant shall have 3/4" hose connection with freezeless water flow and self-draining functions. After hydrant is turned in the "off" position, hydrant must be capable of draining even with the hose attached and under pressure without sprayback. Hydrant shall be constructed of all non-ferrous materials with EPDM sealing mechanisms. Hydrant body must be satin nickel plated. For stability of operation, hydrant stem shall be secured at the seat end with ACME type threads and at the handle end with the packing nut. Lockshield must be long enough to ensure operation only with the included operating key.

Hydrant must be installed through a 1 1/8" diameter hole without any custom brick cutting. Hydrant body shall incorporate proper drainage pitch to ensure proper drainage. Operating Key is to be furnished with each hydrant. Hydrant length is to be \_ inches.

Parts



ID	Part No.	Description
1	C-108KT-808	Loose Key on Lanyard- Aluminum
2	C-434KT-903	Stem Packing and Washer Kit
3	300-1021	Valve Stem Cap for C-534- Brass
4	C-434KT-906	Vacuum Breaker Repair Kit
5	C-434KT-902	Stopper and Pin Kit (with tool)
6	C-534KT-804	Conversion Kit to handle operated C-434
7	See Chart Below	Stem Assembly- Copper, brass and EPDM
	C-534KT-907	Overhaul Kit for C-534, Contains: 1, 2, 3, 4, 5



## Replacement Stems for C-534 Hydrants



Part No.	Description	Stem Length	Part No.	Description	Stem Length
231-04CC	Close Coupled Stem for C-434/534 Hydrant	4 3/4" OAL	231-0414	Stem for 14" C-434/534 Hydrant	16 3/4" OAL
231-0404	Stem for 4" C-434/534 Hydrant	6 3/4" OAL	231-0416	Stem for 16" C-434/534 Hydrant	18 3/4" OAL
231-0406	Stem for 6" C-434/534 Hydrant	8 3/4" OAL	231-0418	Stem for 18" C-434/534 Hydrant	20 3/4" OAL
231-0408	Stem for 8" C-434/534 Hydrant	10 3/4" OAL	231-0420	Stem for 20" C-434/534 Hydrant	22 3/4" OAL
231-0410	Stem for 10" C-434/534 Hydrant	12 3/4" OAL	231-0422	Stem for 22" C-434/534 Hydrant	24 3/4" OAL
231-0412	Stem for 12" C-434/534 Hydrant	14 3/4" OAL	231-0424	Stem for 24" C-434/534 Hydrant	26 3/4" OAL