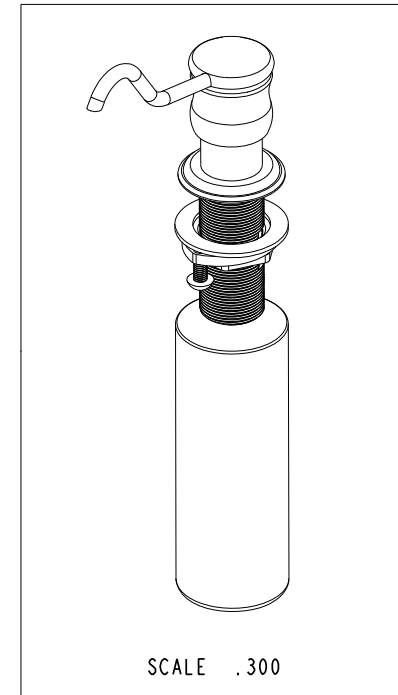
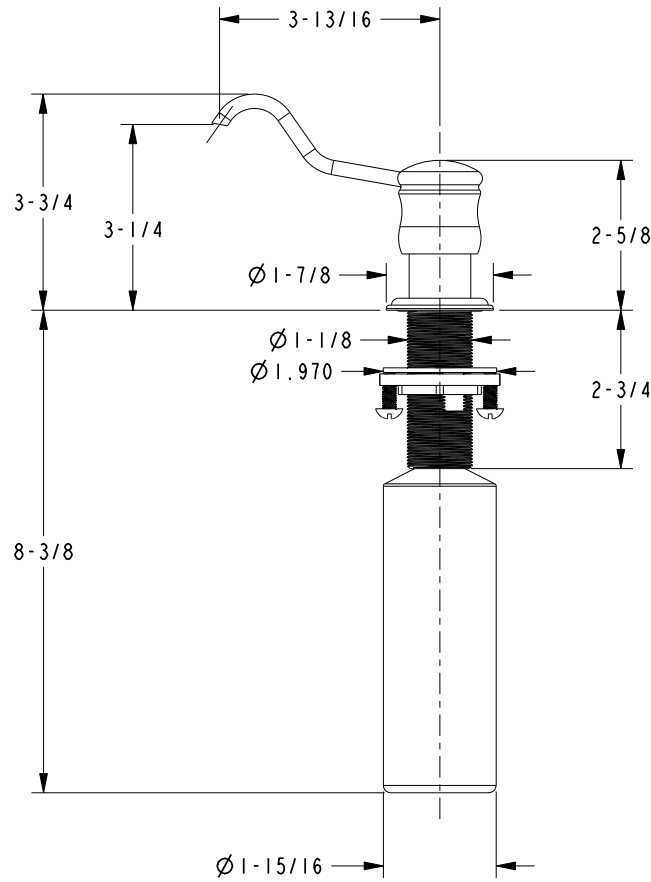
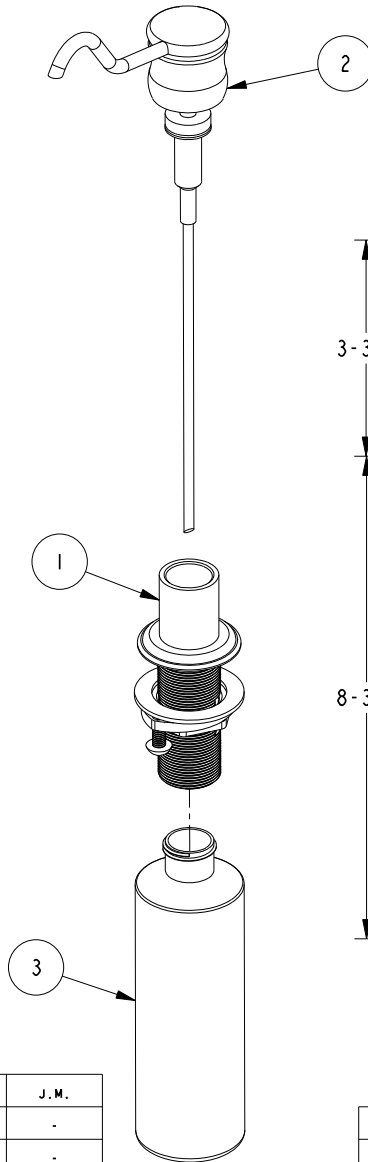


NOTES:

1. FIT / FORM / FUNCTION SHALL FOLLOW PS-E.008.

**BILL OF MATERIAL (CURRENT LEVEL)**

ITEM	PT/ASSY	DESCRIPTION	TYPE	QTY.
1	2-818	SOAP DISPENSER BODY ASM	ASSEMBLY	1
2	127-6	SOAP DISPENSER PUMP HEAD	ASSEMBLY	1
3	125-9	SOAP DISPENSER BOTTLE	PART	1



-	E	EN-3763	11/30/18	J.M.
-	D	EN-2033	02/15/12	-
-	C	EN-1751	05/11/11	-
-	B	EN-1201	10/07/09	-
-	A	EN-0529	07/06/05	-
-	-	RELEASED	PRE 95'	-
ZONE	REV	DESCRIPTION	DATE	APPROVED

COPYRIGHT 2005 BRASSTECH, INC. THESE DRAWINGS AND THE DESIGNS DEPICTED HEREIN ARE THE PROPRIETARY PROPERTY OF BRASSTECH. ANY USE OR REPRODUCTION IS SUBJECT TO THE EXPRESS APPROVAL OF BRASSTECH. UNAUTHORIZED USE IS STRICTLY PROHIBITED. ALL RIGHTS RESERVED.

TESTING	-	-	-
ASSEMBLY	-	-	-
PLATING	-	-	-
POLISHING	-	NEXT ASSY	USED ON
MACHINING	-	APPLICATION	
TOOLING FIXTURE #	REMOVE ALL BURRS AND SHARP EDGES		

UNITS ARE: INCHES [MM]			
TOLERANCES ARE:			
FRACTIONS	DECIMALS	ANGLES	
±1/16"	.X ±.1 [2.5]	±1°	
	.XX ±.06 [1.5]		
(X.XXX) DENOTES CRITICAL DIMS.			
ALL THREADS ARE CRITICAL			
DRAWN	ANDY NGUYEN	02/16/12	
CHECKED	-	02/16/12	
APPROVED	-	02/16/12	

**BRASSTECH** 2001 CARNEGIE AVE.  
INCORPORATED SANTA ANA, CA 92705  
(949) 417-5207

**SOAP/LOTION DISPENSER**

DWG NO.	127	REV	E
SCALE	.300	REF.	-
SHEET		OF	