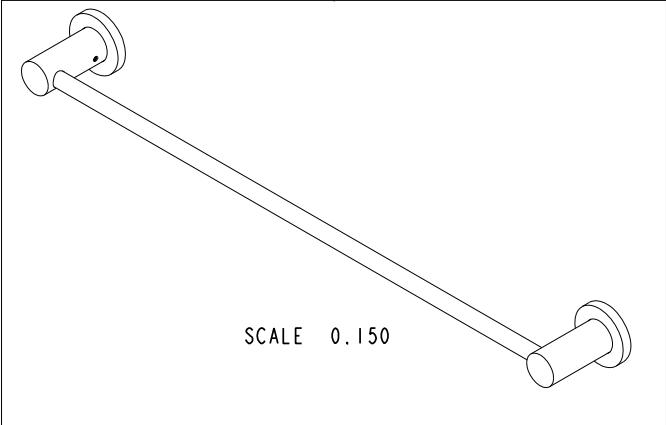


**BILL OF MATERIAL (CURRENT LEVEL)**

ITEM	PT/ASSY	DESCRIPTION	TYPE	QTY.
1	10124	24 IN. TOWEL BAR	PART	1
2	10834	POST (TISSUE/TOWEL)	PART	2
3	40333	ACCESSORY MTG BASE	PART	2
4	92000	SCREW 8 - 32 X 1/8 SS	PART	2
5	1-125	HARDWARE KIT	ASSEMBLY	2
6	2-100	ESCUTCHEON ASM	ASSEMBLY	2



COPYRIGHT 2005 BRASSTECH, INC. THESE DRAWINGS AND THE DESIGNS DEPICTED HEREIN ARE THE PROPRIETARY PROPERTY OF BRASSTECH. ANY USE OR REPRODUCTION IS SUBJECT TO THE EXPRESS APPROVAL OF BRASSTECH. UNAUTHORIZED USE IS STRICTLY PROHIBITED. ALL RIGHTS RESERVED.

**BRASSTECH**  
INCORPORATED  
2001 E. CARNEGIE AVE.  
SANTA ANA, CA 92705  
(949) 417-5207

24" TOWEL BAR

ASSY. NO. 16-02

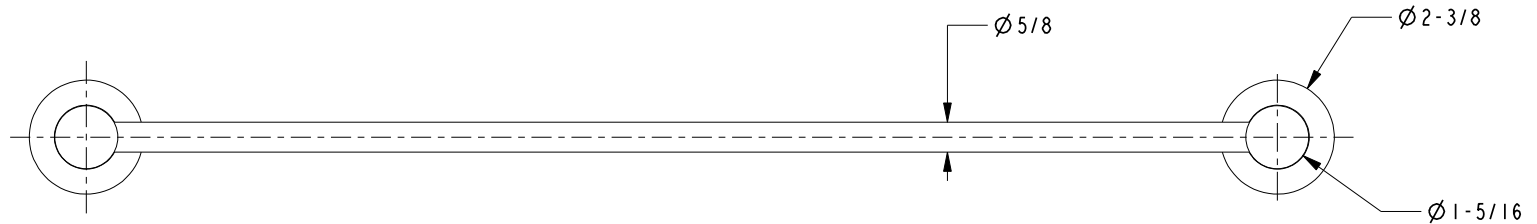
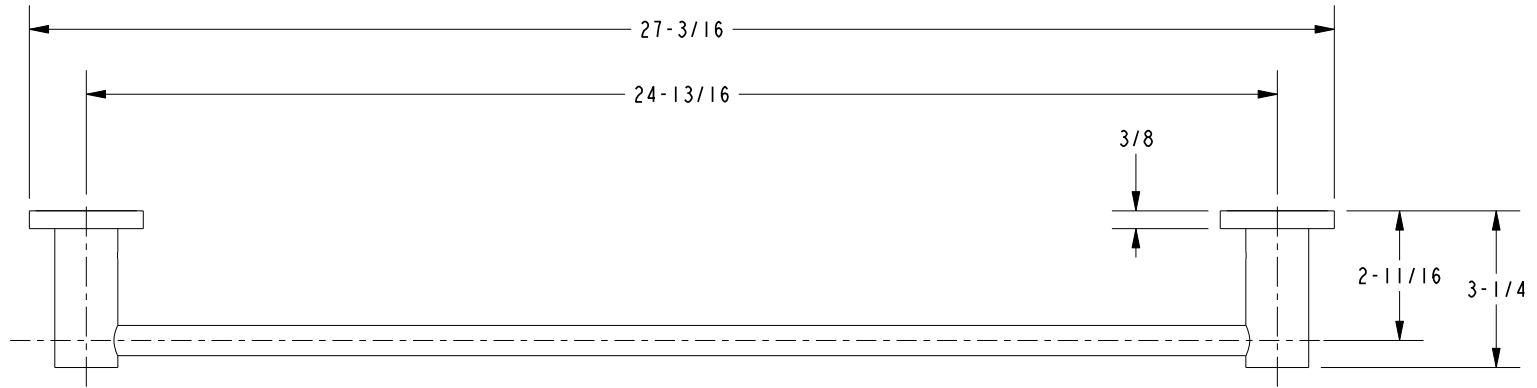
SCALE 0.350

REF. -

SHEET 1 OF 2

B	EN-1241	11/27/09
A	EO-0360	05/17/04
-	RELEASED	06/10/03
REV	REV DESC	DATE

**SPECIFICATION DWG**



DIMENSIONS ARE IN INCHES AND AN APPROXIMATION OF A TYPICAL INSTALLATION

COPYRIGHT 2005 BRASSTECH, INC. THESE DRAWINGS AND THE DESIGNS DEPICTED HEREIN ARE THE PROPRIETARY PROPERTY OF BRASSTECH. ANY USE OR REPRODUCTION IS SUBJECT TO THE EXPRESS APPROVAL OF BRASSTECH. UNAUTHORIZED USE IS STRICTLY PROHIBITED. ALL RIGHTS RESERVED.

<b>BRASSTECH</b>		2001 E. CARNEGIE AVE. SANTA ANA, CA 92705 (949) 417-5207	
INCORPORATED			
DWG NO.	16-02	REV B	
SCALE 0.250	REF. -	SHEET 2 OF 2	