

NOTES:

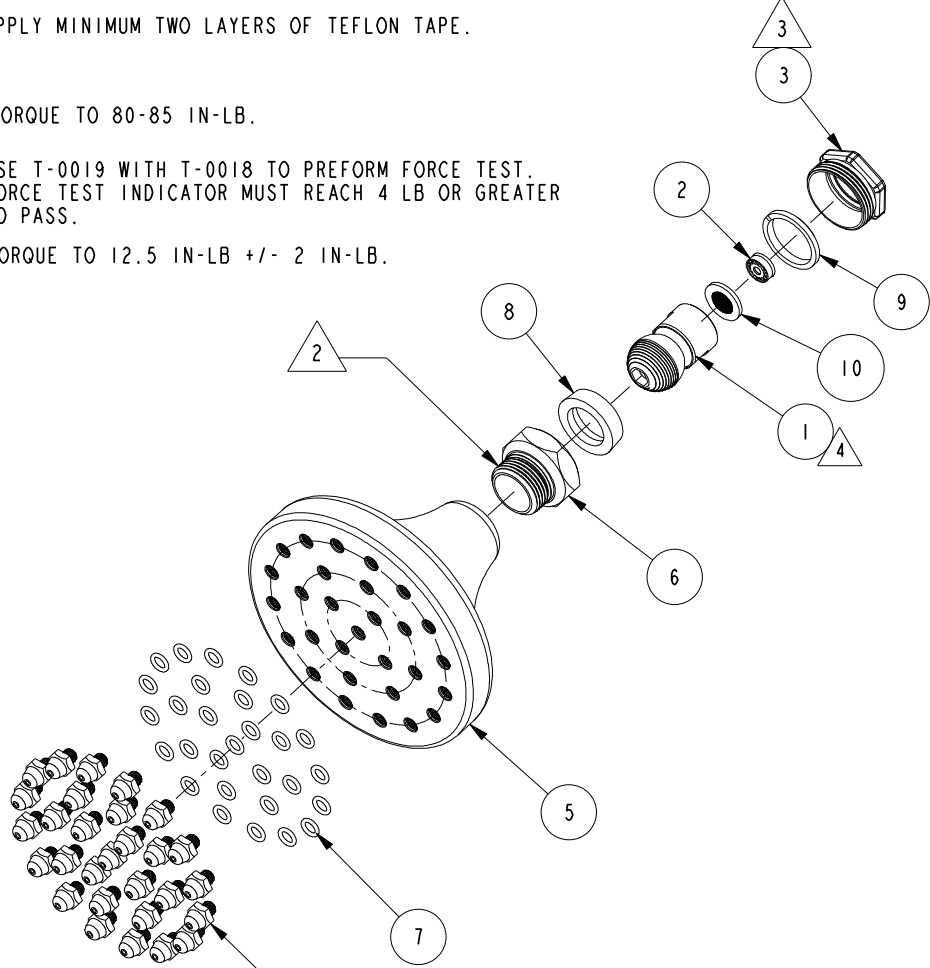
1. TO INSPECT ASSEMBLY, FOLLOW FIRST ARTICLE AND IN PROCESS INSPECTION SHEET.

2 APPLY MINIMUM TWO LAYERS OF TEFLON TAPE.

3 TORQUE TO 80-85 IN-LB.

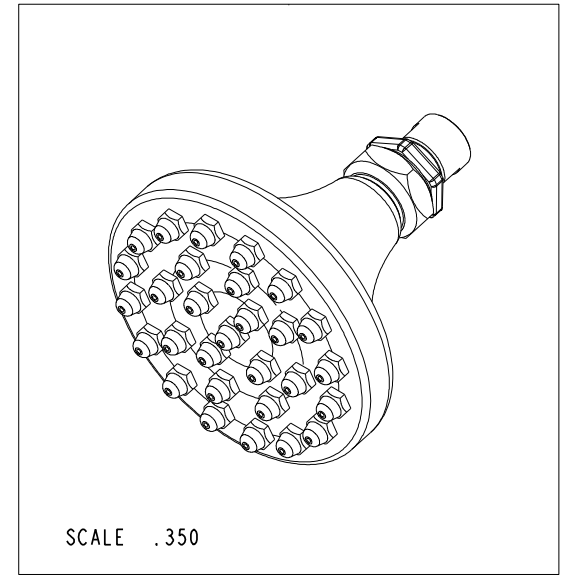
(N4) 4 USE T-0019 WITH T-0018 TO PERFORM FORCE TEST. FORCE TEST INDICATOR MUST REACH 4 LB OR GREATER TO PASS.

5 TORQUE TO 12.5 IN-LB +/- 2 IN-LB.



BILL OF MATERIAL (CURRENT LEVEL)

| ITEM | PT/ASSY | DESCRIPTION | TYPE | QTY. |
|------|---------|--|----------|------|
| 1 | 20-471 | PIVOT BALL ASSY | ASSEMBLY | 1 |
| 2 | 12833 | FLOW REGULATOR, 1.8 GPM MAX | PART | 1 |
| 3 | 13231 | COLLAR NUT | PART | 1 |
| 4 | 50032 | SHOWER NOZZLE | PART | 29 |
| 5 | 50189 | BODY | PART | 1 |
| 6 | 50190 | SHOWER HEAD ADAPTER | PART | 1 |
| 7 | 91049 | O-RING, #2- 010, EPDM, 65-75 DURO, NSF 61 | PART | 29 |
| 8 | 91152 | WSHR, .801 ID X 1.196 OD X .32 THK, CONCAVE PB | PART | 1 |
| 9 | 91523 | BEARING RING, PLASTIC | PART | 1 |
| 10 | 91606 | GASKET W/ FILTER SCREEN | PART | 1 |



| - | H | EN-4300w | 03/10/21 | R.S. |
|------|-----|-------------|----------|----------|
| - | G | EN-3999 | 10/17/19 | C.G. |
| - | F | EN-3894 | 07/22/19 | C.G. |
| - | E | EN-3410 | 12/29/17 | C.G. |
| - | D | EN-2768 | 06/19/14 | - |
| - | C | EN-1668C | 05/24/11 | - |
| - | B | EN-1668 | 04/05/11 | - |
| - | A | EN-1605C | 02/02/11 | - |
| - | - | RELEASED | 06/25/03 | - |
| ZONE | REV | DESCRIPTION | DATE | APPROVED |

COPYRIGHT 2005 BRASSTECH, INC. THESE DRAWINGS AND THE DESIGNS DEPICTED HEREIN ARE THE PROPRIETARY PROPERTY OF BRASSTECH. ANY USE OR REPRODUCTION IS SUBJECT TO THE EXPRESS APPROVAL OF BRASSTECH. UNAUTHORIZED USE IS STRICTLY PROHIBITED. ALL RIGHTS RESERVED.

| | | | |
|-------------------|----------------------------------|-------------|---------|
| TESTING | - | - | - |
| ASSEMBLY | - | - | - |
| PLATING | - | RH-214 | RH-214 |
| POLISHING | - | NEXT ASSY | USED ON |
| MACHINING | - | APPLICATION | |
| TOOLING FIXTURE # | REMOVE ALL BURRS AND SHARP EDGES | | |

UNITS ARE: INCHES [MM]
TOLERANCES ARE:
FRACTIONS DECIMALS ANGLES
±1/16" .X ±.1 [2.5] ±1°
.XX ±.06 [1.5]

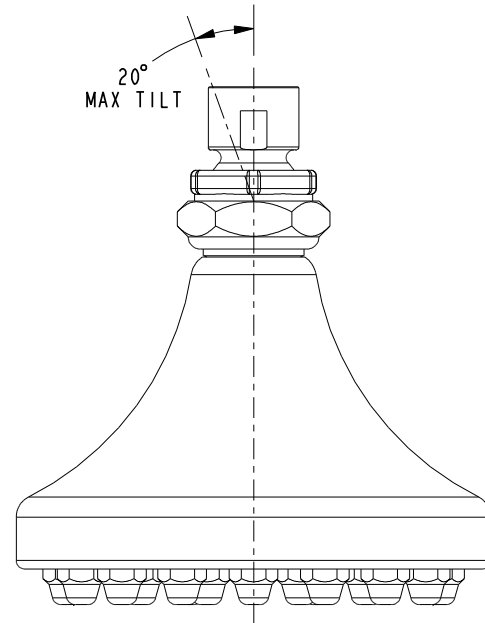
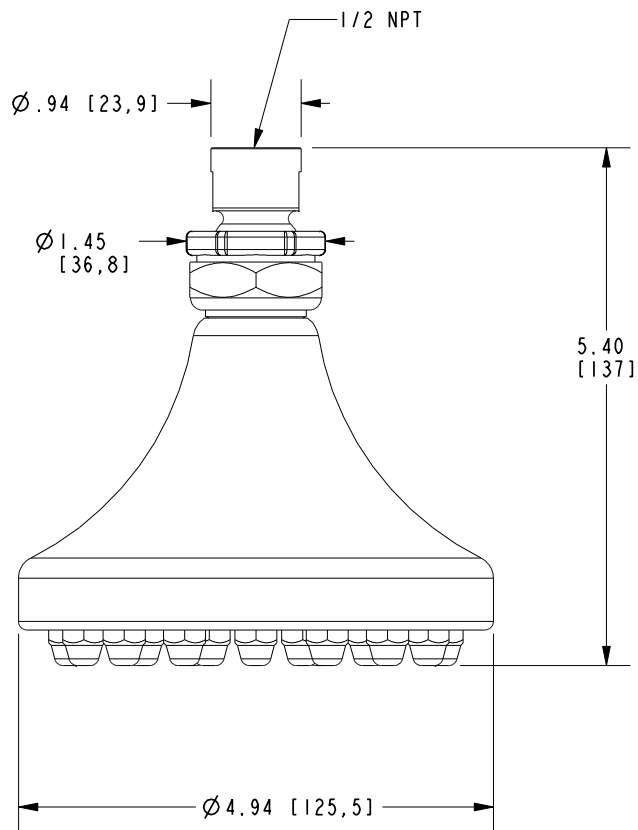
(X.XXX) DENOTES CRITICAL DIMS.
ALL THREADS ARE CRITICAL

| | | |
|----------|--------|----------|
| DRAWN | JIMSON | 10/17/19 |
| CHECKED | C.G. | 10/17/19 |
| APPROVED | C.G. | 10/17/19 |

BRASSTECH 2001 CARNEGIE AVE.
INCORPORATED SANTA ANA, CA 92705
(949) 417-5207

SHOWERHEAD 29 JETS

| | | | |
|---------|------|------|---|
| DWG NO. | 214 | REV | H |
| SCALE | .300 | REF. | - |
| SHEET | 1 | OF | 2 |



| | | | |
|------------------|------|--|--------|
| BRASSTECH | | 2001 E. CARNEGIE AVE. SANTA ANA, CA 92705 (949) 417-5207 | |
| DWG NO. | 214 | REV | H |
| SCALE | .500 | REF. | - |
| | | SHEET | 2 OF 2 |