

FAUCET DESCRIPTION

- Metal construction with chrome plated finish
- Copper or brass waterways
- 1/2" IPS connections
- Supplied with vandal resistant screws and grid type waste assembly

OPERATION

- 4" Wrist blade style handles with hot and cold color indicators
- Hot side counterclockwise (1/4) turn to open (clockwise to close)
- Cold side clockwise (1/4) turn to open (counterclockwise to close)


FLOW

- Aerator is limited to 2.2 gpm max (8.3 L/min)

CARTRIDGE

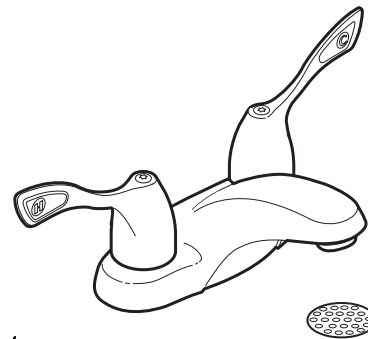
- 1224 cartridge design
- Nonmetallic and stainless steel material

STANDARDS

- Third party certified to meet ASME A112.18.1/CSA B-125.1 and all applicable specifications referenced therein
- Certified to NSF 61/9
- Complies with California Proposition 65 and with the Federal Safe Drinking Water Act
- **ADA**  for lever handles

WARRANTY

- Warranted for five years against material or manufacturing defects

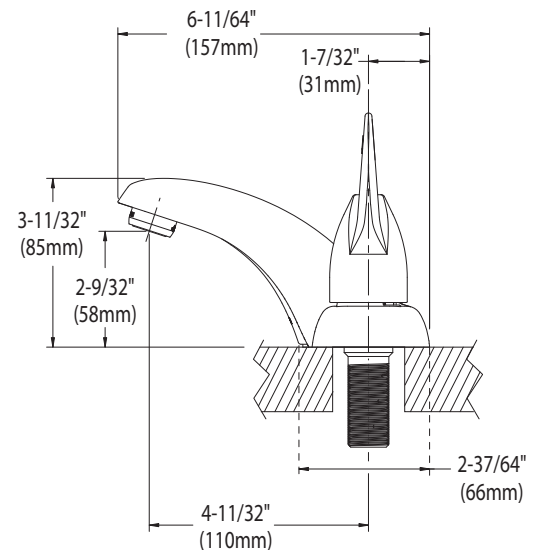
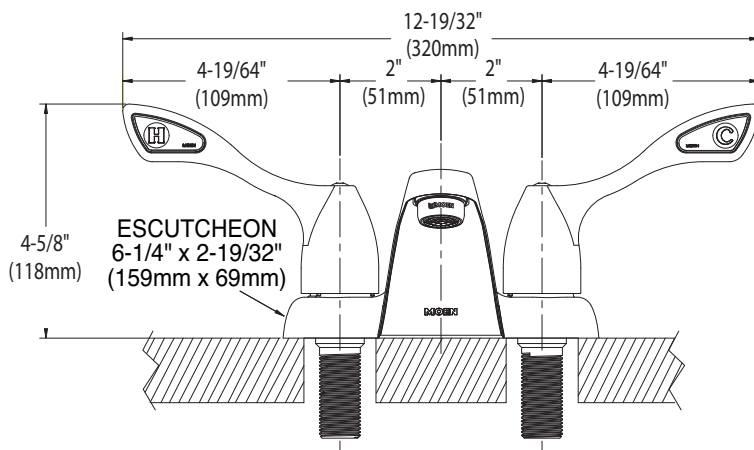


Two-Handle Lavatory Faucet

Model: 8810



NOTE: Designed to be installed through 3 - 1" min. dia. holes 2" on center



CRITICAL DIMENSIONS

(DO NOT SCALE)