



ProFlex® 7236

6' Bath

K-1159



Features

- End drain.
- Integral lumbar support and armrests for comfort.
- 72" (1829 mm) x 36" (914 mm) x 20-1/8" (511 mm)

Material

- Acrylic

Installation

- Drop-in

Recommended Accessories

- K- 1283 Apron
- K- 1491 Bath/Whirlpool Pillow
- K- 1601 Bath/Whirlpool Footstop
- K- 11677 Bath Drain
- K- 24916 Wireless Music Kit



Codes/Standards

CSA B45.5/IAPMO Z124




Greenguard UL 2818 - Gold

KOHLER® One-Year Limited Warranty

See website for detailed warranty information.

Available Color/Finishes

Color tiles intended for reference only.

Color	Code	Description
	0	White
	96	Biscuit
	47	Almond

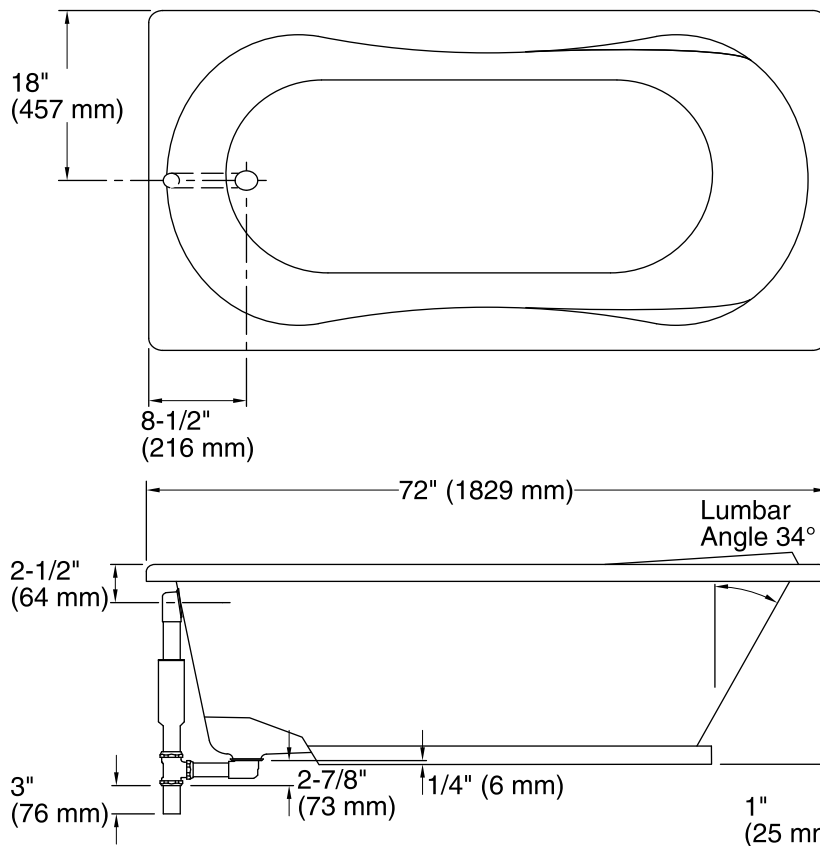
USA/Canada: 1-800-4KOHLER (1-800-456-4537)

Kohler Co. reserves the right to make revisions without notice to product specifications.

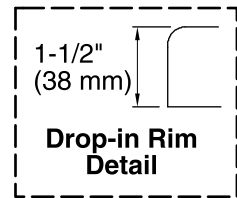
For the most current Specification Sheet, go to www.kohler.com.

3-10-2016 02:56

THE BOLD LOOK
OF **KOHLER**®



No change in measurements if connected with drain illustrated. (K-11677)



Technical Information

All product dimensions are nominal.

Installation:	Drop-in
Drain location:	End
Basin area, bottom:	55" x 21" (1397 mm x 533 mm)
Basin area, top:	65" x 26" (1651 mm x 660 mm)
Weight:	52 lbs (23.6 kg)
Minimum floor load:	38 lbs/ft ² (185.5 kg/m ²)
Water depth:	15" (381 mm)
Water capacity:	72 gal (272.5 L)
Minimum flat for door:	2-5/8" (67 mm)

Notes

Measure your actual product for rough-in details.

Install this product according to the installation instructions.

The hot water supply should be 70% of the capacity of the bath or greater. Installations will vary.