



ProFlex® 7242

6' Bath

K-1149



Features

- Center drain.
- Integral lumbar support and armrests for comfort.
- 72" (1829 mm) x 42-1/8" (1070 mm) x 19-3/4" (502 mm)

Material

- Acrylic

Installation

- Drop-in

Recommended Accessories

K- 11677 Bath Drain

K- 24916 Wireless Music Kit



Codes/Standards

CSA B45.5/IAPMO Z124




Greenguard UL 2818 - Gold

KOHLER® One-Year Limited Warranty

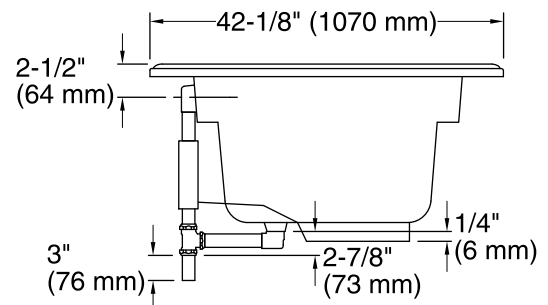
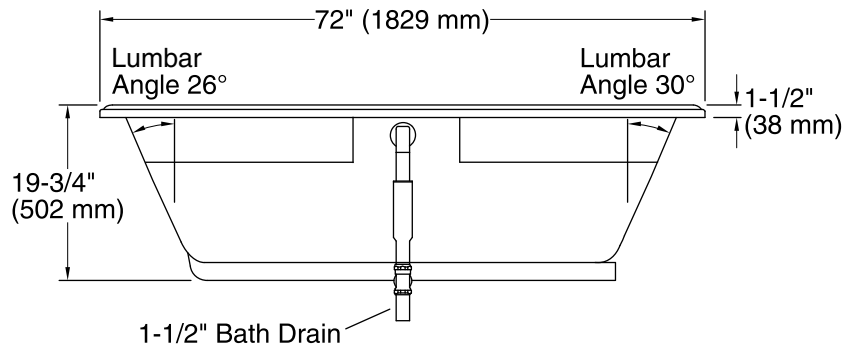
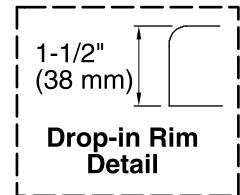
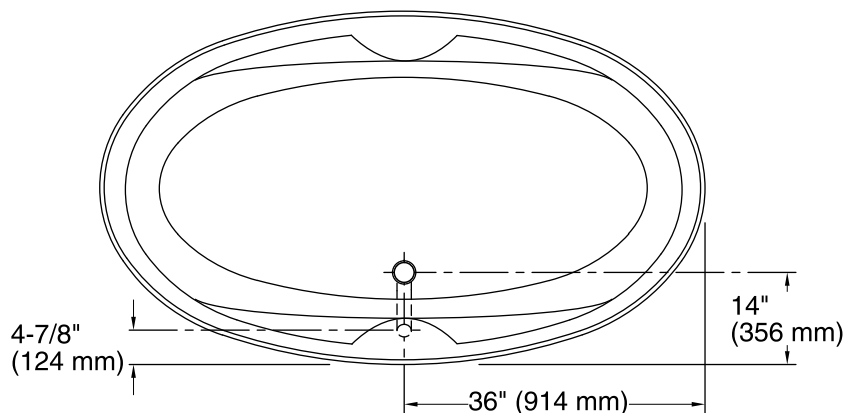
See website for detailed warranty information.

Available Color/Finishes

Color tiles intended for reference only.

Color	Code	Description
	0	White
	96	Biscuit
	47	Almond

No change in measurements if connected with drain illustrated. (K-11677)



Technical Information

All product dimensions are nominal.

Installation:	Drop-in
Drain location:	Center
Basin area, bottom:	53" x 26" (1346 mm x 660 mm)
Basin area, top:	65" x 34" (1651 mm x 864 mm)
Weight:	60 lbs (27.2 kg)
Minimum floor load:	35 lbs/ft ² (170.9 kg/m ²)
Water depth:	15" (381 mm)
Water capacity:	78 gal (295.3 L)
Template:	Drop-in, 114861-7, required, included
Minimum flat for door:	0" (0 mm)

Notes

Measure your actual product for rough-in details.

Install this product according to the installation instructions.

The hot water supply should be 70% of the capacity of the bath or greater. Installations will vary.