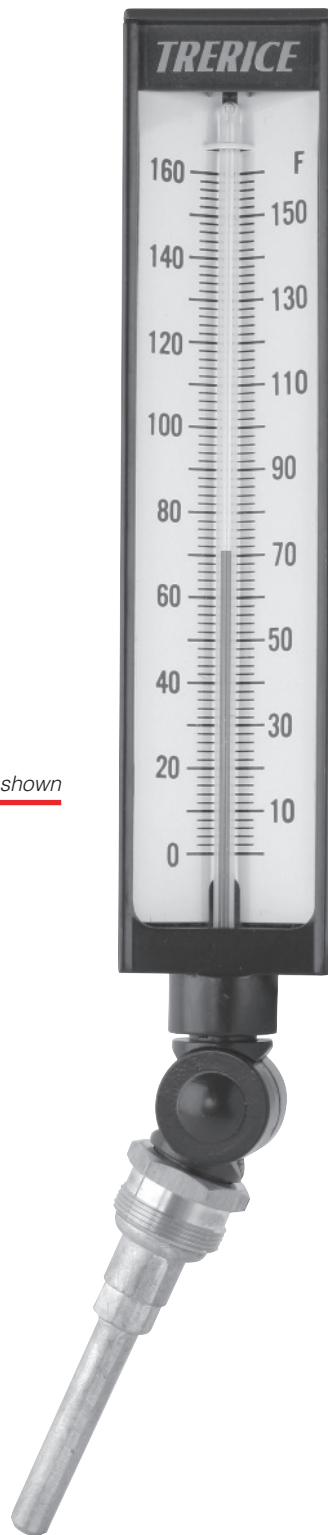


# Adjustable Angle

7" • 9" • 12" Scale Sizes

INDUSTRIAL THERMOMETERS



BX91403 shown

- ▶ 7", 9", 12" Scale
- ▶ ± 1 Scale Division Accuracy
- ▶ Cast Aluminum Case
- ▶ Adjustable Angle Stem

Recognized globally as the Trerice "**BX**" **Industrial Thermometer**, this is an instrument of extreme accuracy and rugged dependability. Available in scale sizes of 7" (AX9), 9" (BX9), & 12" (CX9), with a durable cast aluminum case, this universally adjustable, liquid-in-glass thermometer is the most widely specified instrument of its kind.

- Optional features available: Please consult the Options & Accessories Section for details.

#### Thermowell

- For applications where the process media may be corrosive or contained under pressure, the use of a thermowell is required to prevent damage to the thermometer and facilitate its removal from the process. (Refer to page 158)

## Specifications

Models	Scale Sizes		
AX9 BX9 CX9	7" 9" 12"	Adjustable Angle	
<b>Fill Type</b>	Spirit: Blue colored, organic		
<b>Case</b>	Cast Aluminum, blue epoxy finish		
<b>Stem</b>	Aluminum, brass, 304 stainless steel or air-duct style available		
<b>Connection</b>	Standard: 1 <sup>1</sup> / <sub>4</sub> -18 UNEF-2A coupling nut  Air-Duct: Reversible mounting flange with 3 bolt holes		
<b>Window</b>	Ultraviolet protective acrylic on ranges to 300° F Glass on ranges over 300° F		
<b>Tube</b>	Lens front, magnifying type		
<b>Scale</b>	Aluminum, white background with black graduations and markings		
<b>Top Plate</b>	ABS		
<b>Accuracy</b>	±1 scale division		
<b>Approximate Shipping Weight</b>	AX9: 1.5 lbs [0.68 kg] BX9: 1.6 lbs [0.73 kg] CX9: 2.0 lbs [0.91 kg]		

## HOW TO ORDER

Sample Order Number: **BX9 1 403 07**

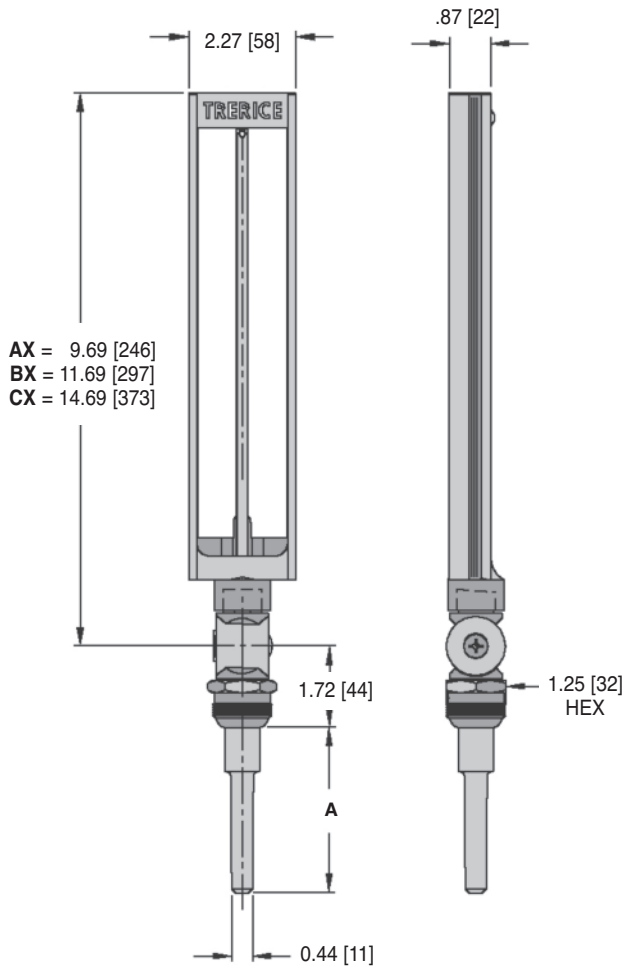
Model	Stem (Material)	Stem (Length)	Specific Range
AX9 7" Adjustable	1 Aluminum (standard)	403 31/2"	See Standard Ranges
BX9 9" Adjustable	2 Brass	406 6"	
CX9 12" Adjustable	3 304 SS	408 8"	
		512 12"	
		006 6" Air-Duct	
		012 12" Air-Duct	

\* Not for use with Thermowells

# Adjustable Angle

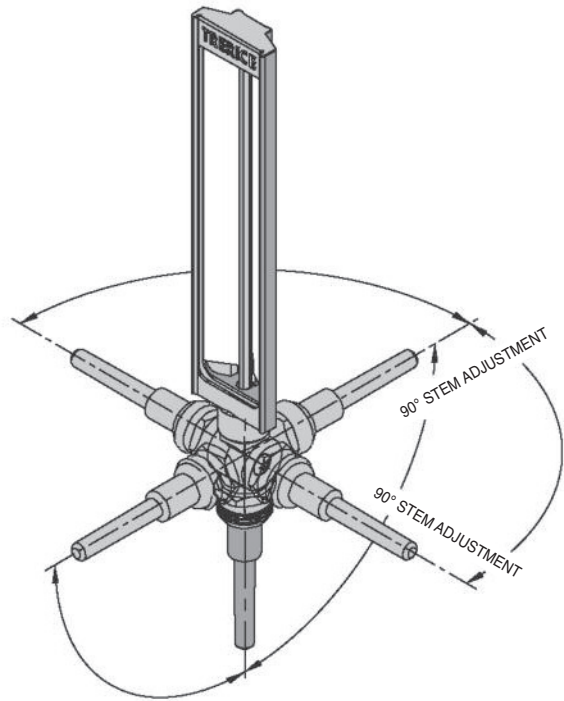
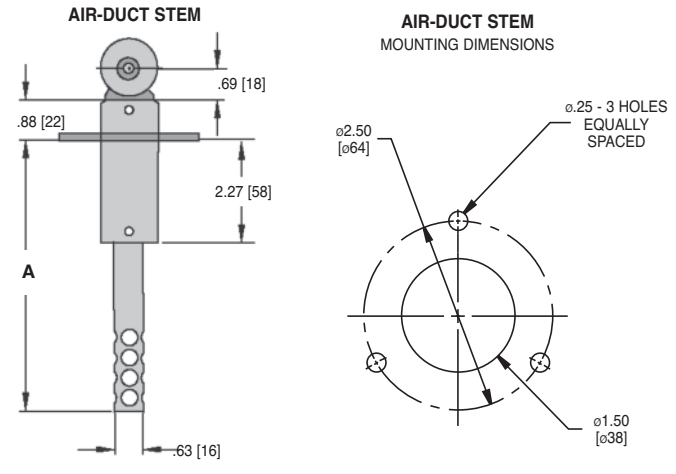
All dimensions are nominal.  
Dimensions in [ ] are in millimeters.

INDUSTRIAL THERMOMETERS



AX = 9.69 [246]  
BX = 11.69 [297]  
CX = 14.69 [373]

(A) Stem Length	Dimension
3 1/2"	3.50 [88.9]
6"	6.00 [152.4]
8"	8.00 [203.2]
12"	12.00 [304.8]



## Standard Ranges

Fahrenheit Scale		Celsius Scale		Dual Scale		Fahrenheit		Celsius	
Range Code	Range	Range Code	Range	Range Code	Range	Figure Intervals	Minor Divisions	Figure Intervals	Minor Divisions
01	-40° to 110°F	17	-40° to 40°C	41	-40° to 110°F & -40° to 40°C	10°	2°	5°	1°
02	0° to 100°F	24	-18° to 38°C	42	0° to 100°F & -18° to 38°C	5°	1°	5°	0.5°
03	30° to 130°F	25	0° to 55°C	43	30° to 130°F & 0° to 55°C	5°	1°	5°	1°
04	0° to 160°F	26	-18° to 70°C	44	0° to 160°F & -18° to 70°C	10°	2°	5°	1°
06	30° to 180°F	27	0° to 83°C	46	30° to 180°F & 0° to 83°C	10°	2°	5°	1°
07	30° to 240°F	19	0° to 115°C	47	30° to 240°F & 0° to 115°C	10°	2°	5°	1°
08	30° to 300°F	20	0° to 150°C	48	30° to 300°F & 0° to 150°C	10°	2°	10°	2°
09	50° to 400°F	28	10° to 205°C	49	50° to 400°F & 10° to 205°C	25°	5°	10°	2°
15	50° to 500°F	31	10° to 260°C	55	50° to 500°F & 10° to 260°C	25°	5°	10°	2°

Dual scale figure intervals may differ