

www.CentralBrass.com

Two-Valve Bath & Shower Fitting

* These items are not offered individually and must be purchased as a group or unit. Please contact Central Brass for more information.

Central Brass

C O M P A N Y

Brecksville, Ohio 44141

Phone: (216) 883-0220 Fax: (440) 526-5745

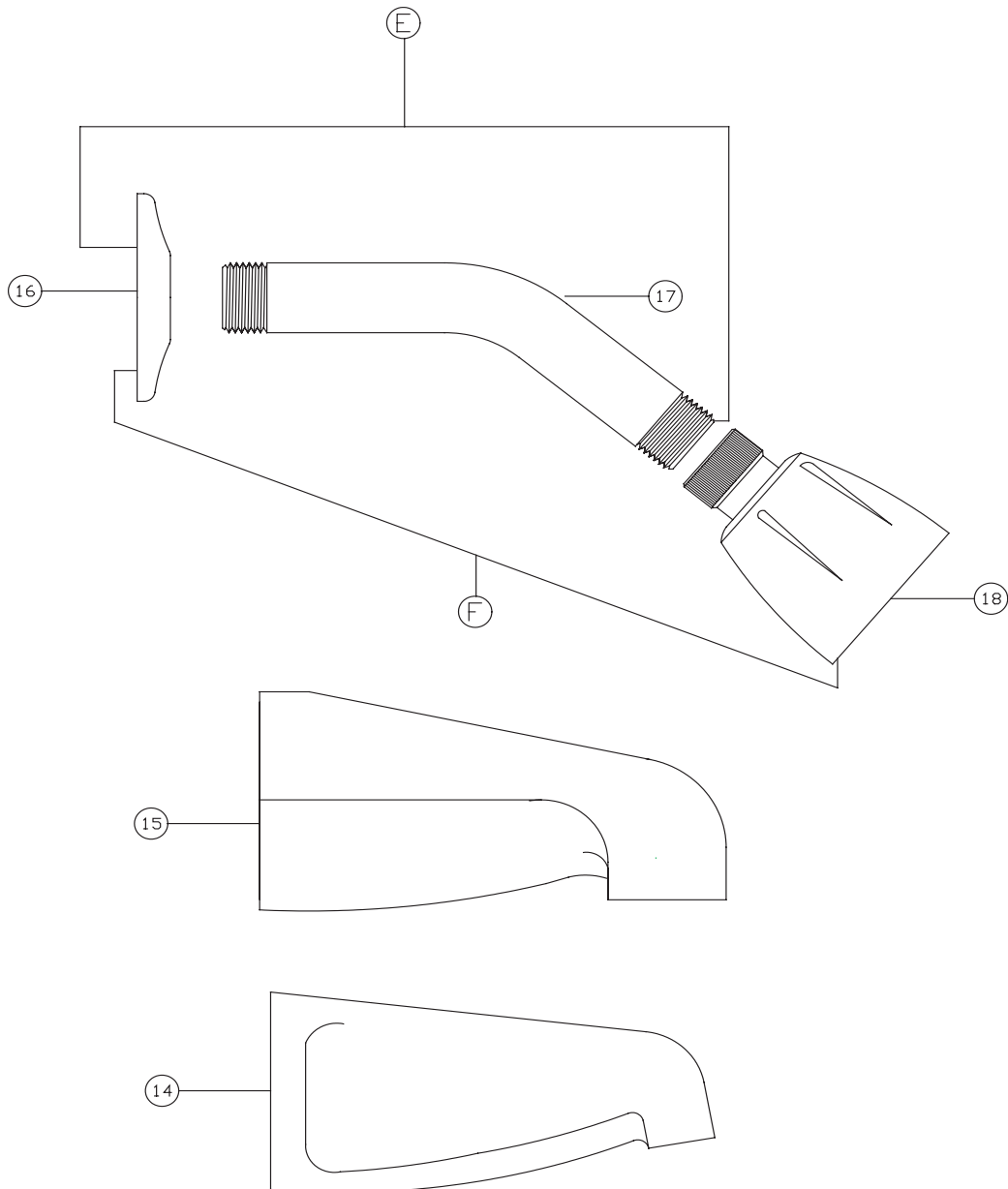
www.CentralBrass.com

Model Nos. 0905 0908 0926

80908 80926 Series

Two-Valve Bath & Shower Fitting

I.P. Unions 8-inch Centers



Central Brass

C O M P A N Y

Brecksville, Ohio 44141

Phone: (216) 883-0220 Fax: (440) 526-5745

www.CentralBrass.com

Model Nos. 0905 0908 0926

80908 80926 Series

**Two-Valve Bath & Shower Fitting
I.P. Unions 8-inch Centers**

REPLACEMENT PARTS

#	Part #	Description
A	G-508-C	Large Canopy Handle indexed C with Screw (X107-F)
A	G-508-H	Large Canopy Handle indexed H with Screw (X107-F)
B	G-1549-CT	Stem & Bonnet Group with Seat Washer (X901-WNN) & Screw (X104) for items 0905, 0908 & 0926 only
C	K-3-CT	Complete Stem Assembly with Gasket (X1028-Y) & Bronze Seat (X263-BC) for items 0905, 0908 & 0926 only
C	K-351-C	Ceramic-disc Stem Cartridge Cold with Gasket (X1028-Y) for items 80908 & 80926
D	G-30	IP Union Sleeve (X1875) & Nut (X1876-BB)
E	3007-6	6-inch Shower Arm (714-WT-02) & Flange (X1035-SS)
F	G-3113-6	Shower Head (3034-1/2-02), 6-inch Shower Arm (714-WT-02) & Flange (X1035-SS)
1	X107-F	Handle Screw (25 pcs per pack)
2	521-B	Escutcheon
3	X269-29/16	2 ⁹ / ₁₆ Long Nipple (10 pcs per pack)
4	X765-TA	Packing Nut (6 pcs per pack) for items 0905, 0908 & 0926 only
5	X814-BARP	Packing (10 pcs per pack) for items 0905, 0908 & 0926 only
6	X4-L	Packing Washer (6 pcs per pack) for items 0905, 0908 & 0926 only
7	X901-WNN	Seat Washer (25 pcs per pack) for items 0905, 0908 & 0926 only
8	X104	Seat Washer Screw (25 pcs per pack) for items 0905, 0908 & 0926 only
9	X1028-Y	Gasket (25 pcs per pack)
10	XPF-263-B	Replacement Seat (4 pcs per pack) for items 0905, 0908 & 0926 only
11	X1875	IP Union Sleeve (2 pcs per pack)
12	X1876-BB	Coupling Nut (2 pcs per pack)
13	264-TVP	Transfer Valve Plastic
14	3145-D	½ IPS Brass Spout for item 0908, 80908 only
15	3154-Z	Zamak Spout for item 0908-Z, 80908-Z only
16	X1035-SS	Shower Arm Flange (10 pcs per pack)
17	714-WT-02	6-inch Shower Arm
18	3034-1/2-02	Shower Head 2.5 GPM

See **0906, 0907, 0986, 0987, 0995, 0996, 0997 & 80997** for items
with more options such as diverter spouts with twin ell or built-in transfer valves

- If faucet has round handles (G-508), use two Hot stem assemblies
- If faucet has lever handles, use one Hot and one Cold stem assemblies

Central Brass

C O M P A N Y

Brecksville, Ohio 44141

Phone: (216) 883-0220 Fax: (440) 526-5745

www.CentralBrass.com

Model Nos. 0905 0908 0926

80908 80926 Series

Two-Valve Bath & Shower Fitting
I.P. Unions 8-inch Centers

OPTIONS & REPLACEMENT PARTS

for options (see replacement part sheets for individual items)

Suffix Number	Replaces Item #	Part Number	Description
C	D	G-30-C	Direct Sweat Union Sleeve (X1875) & Nut (X1876-BB) For C suffix items only
	12	X1875-C	Direct Sweat Union Sleeve (2 pcs per pack) for Item with C suffix
	10	X263-BC	Bronze Replacement Seat (10 pcs per pack) for items 0905, 0908 & 0926 only
	D	3007-8	8-inch Shower Arm (714-WT-02) & Flange (X1035-SS)
	E	G-3113-8	Shower Head (3034-1/2-02), 8-inch Shower Arm (714-WT-02) & Flange (X1035-SS)
		Accessories	
		G-1548-ET	Stem Extension with Screw (X105-F)
		X105-F	Screw for stem extension (4 pcs per pack)
Prefix Number	Replaces Item #	Part Number	Description
8	C	K-351-C	Ceramic-disc Stem Cartridge Cold with Gasket (X1028-Y)
8	C	K-351-H	Ceramic-disc Stem Cartridge Hot with Gasket (X1028-Y)
		For items	80908 & 80926 only

- If faucet has round handles (G-508), use two K-351-C Cold stem assemblies
- If faucet has lever handles, use one Hot and one Cold stem assemblies

Central Brass

C O M P A N Y

Brecksville, Ohio 44141

Phone: (216) 883-0220 Fax: (440) 526-5745

www.CentralBrass.com

Model Nos. 0905 0908 0926

80908 80926 Series

Two-Valve Bath & Shower Fitting

I.P. Unions 8-inch Centers

For items **80908**

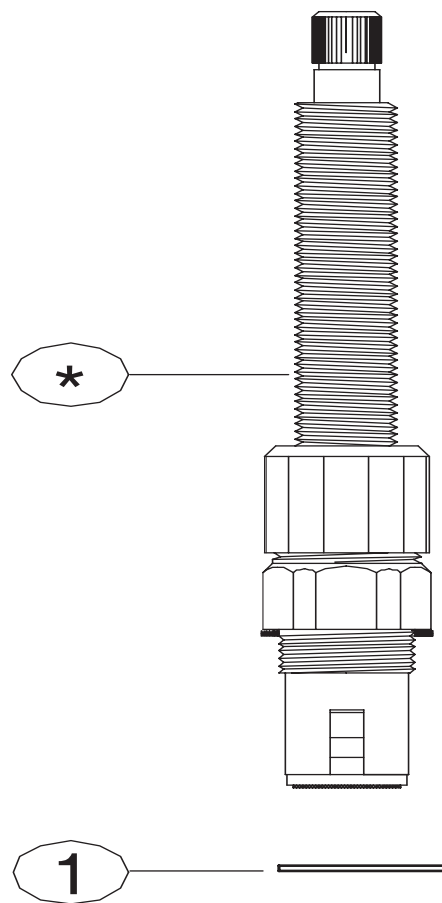
& 80926 only

K-351-C

K-351-H

**Ceramic-disc Stem Cartridges
with Gasket for Bath Valves**

REPLACEMENT PARTS



#	Part Number	Description
	K-351-C	Ceramic-disc Stem Cartridge Cold Side with Gasket (X1028-Y)
	K-351-H	Ceramic-disc Stem Cartridge Hot Side with Gasket (X1028-Y)
1	X1028-Y	Gasket (25 pcs per pack)

- If faucet has round handles (G-508), use two K-351-C Cold stem assemblies
- If faucet has lever handles, use one Hot and one Cold stem assemblies

* These items are not offered individually and must be purchased as a group or unit. Please contact Central Brass for more information.

Central Brass

C O M P A N Y

Brecksville, Ohio 44141

Phone: (216) 883-0220 Fax: (440) 526-5745

www.CentralBrass.com

Model Nos. 0905 0908 0926

80908 80926 Series

Two-Valve Bath & Shower Fitting
I.P. Unions 8-inch Centers

K-351-C & K-351-H

Installation Instructions to replace Compression Stem Assemblies with Ceramic-Disc Cartridges

DISASSEMBLY

1. Turn off water supply.
2. Remove handle and trim.
3. Remove old ceramic stem assembly using an adjustable wrench and turning counterclockwise.

ASSEMBLY

1. Insert stem cartridge (with nylon gasket) into faucet. All components of the ceramic disc unit must be assembled as shown in the illustration.

2. Using an adjustable wrench, turn stem assembly clockwise with no more than 18 ft-lbs of torque, until secure.

CAUTION: 18 ft-lbs is produced with a good pull on an 8-inch long wrench.

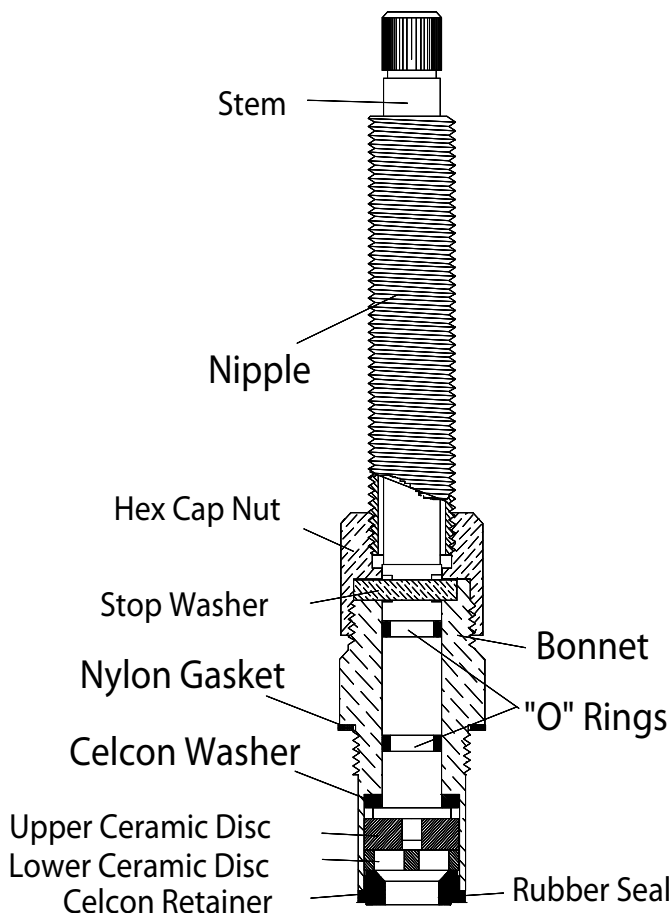
DO NOT OVERTIGHTEN.

3. Turn unit to off position and turn on water supplies. Check for leakage around nylon gasket. If leaking, tighten stem slowly until leaking stops.

4. If the "on to off" rotation of the handle is incorrect, it may be reversed by removing the hex cap nut from the unit (see diagram) and sliding the stop washer off stem. Turn stop washer over, slide stop washer back onto unit and replace hex cap nut.

5. Replace handle and trim.

NOTE: If Cartridge becomes disassembled, replace components as shown in illustration. Ceramic discs must be positioned with the polished seal surfaces together.



- If faucet has round handles (G-508), use two K-351-C Cold stem assemblies
- If faucet has lever handles, use one Hot and one Cold stem assemblies