

## DESCRIPTION

The Halo H5 series utilizes a 5" aperture designed to accommodate smaller sized PAR20 and PAR30 halogen lamps. The wide variety of trims available allows a number of different lighting effects to be created with one basic housing. The 5" diameter trim size makes the H5RICAT the right choice for applications where dramatic yet inconspicuous lighting is required in an existing ceiling.

Catalog #		Type
Project		
Comments		Date
Prepared by		

## DESIGN FEATURES

### A...Housing

Gasketed die-stamped 20 gauge aluminum. Housing will slip through 5 1/2" ceiling opening. Integral flange secures fixture against ceiling. Housing accommodates a wide range of Halo 5" trims. Torsion springs on all trims for quick and easy installation.

### B...Remodel Clips

Four remodel clips secure housing and accommodate 1/2" and 5/8" ceiling material.

### C...Junction Box

U.L. listed for through branch circuit wiring. Seven conduit knockouts are uniform 1/2" size with true pryout slots. Four Romex pryouts simplify Romex installation.

### D...Quick Connect Connectors

Three "Quick Connect" connectors eliminate need for separate wire nuts - simply strip supply wires and push in

### E...Socket

Porcelain socket with nickel plated brass screw shell, snaps into trim for consistent lamp positioning. Shipping insert protects socket from overspray.

### F...Thermal Protector

Integral Thermal Protector deactivates fixture if an incorrect lamp is used or if ceiling insulation material is not applied correctly.

### Labels.

- UL/cUL Listed for Damp Location
  - UL/cUL listed for Feed Through
  - UL/cUL listed for Direct Contact with Insulation and combustible material
- Meets following requirements:
- State of California Title 24
  - State of Washington Restricted Air Flow
  - IECC-2000
  - Certified under ASTM-E283 for air tight construction



## H5RICAT

5" Insulated Ceiling  
AIR-TITE™ Recessed  
Remodel Housing

### 5" TRIMS

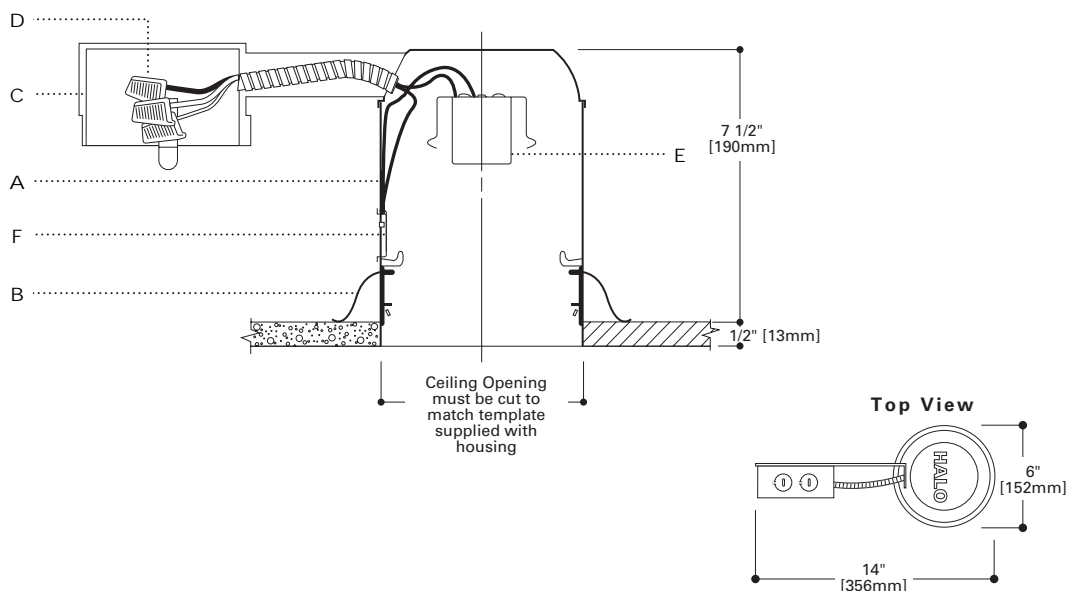
FOR USE IN  
INSULATED  
CEILINGS

FOR USE IN  
EXISTING CEILINGS

*airtite*™

with all trims listed




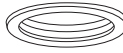





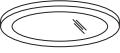

- QUICK CONNECT CONNECTORS
- HALO ID



TRIMS

ORDERING INFORMATION

SAMPLE NUMBER: H5RICAT-5020SC  
Order housing, trim and accessories separately.

Housing	Trims
<div></div> <div>H5RICAT=5" AIR-TITE Insulated Ceiling Remodel Housing</div>	<div>REFLECTORS</div> <div><div></div><div>5020</div><div>Reflector Cone 60W BR30, 50W PAR30, 50W PAR30L 5020SC=White trim ring with Specular Clear Reflector 5020H=White trim ring with Haze Reflector 5020P=White trim ring with White Reflector 5020RG=White trim ring with Residential Gold Reflector 5020BL=White trim ring with Black Reflector 5020SN=Satin Nickel trim ring with Satin Nickel Reflector 5020AC=Antique Copper trim ring with Antique Copper Reflector 5020TBZ=Tuscan Bronze trim ring with Tuscan Bronze Reflector OD: 6 1/2" (165mm)</div></div> <div><div></div><div>5021</div><div>Reflector 40W A19 5021SC=White trim ring with Specular Clear 5021H=White trim ring with Haze Reflector 5021RG=White trim ring with Residential Gold Reflector OD: 6 1/2" (165mm)</div></div> <div>BAFFLES</div> <div><div></div><div>5001</div><div>Metal Baffle Splay 30W R20, 35W PAR20, 60W BR30, 50W PAR30, 50W PAR30L 5001P=White trim ring with White Baffle 5001MB=White trim ring with Black Baffle 5001SN=Satin Nickel trim ring with Satin Nickel Baffle 5001AC=Antique Copper trim ring with Antique Copper Baffle 5001TBZ=Tuscan Bronze trim ring with Tuscan Bronze Baffle OD: 6 1/2" (165mm)</div></div> <div><div></div><div>5010</div><div>Baffle 60W BR30, 50W PAR30, 50W PAR30L 5010=Black Baffle, White Trim Ring 5010W=White Baffle, White Trim Ring 5010SL=Black Baffle, Silver Trim Ring OD: 6 1/2" (165mm)</div></div> <div><div></div><div>5016</div><div>Coilex™ Baffle with Reflector 50W PAR30 5016P=White trim ring with Black baffle 5016W=White trim ring with White baffle OD: 6 1/2" (165mm)</div></div> <div>ADJUSTABLES</div> <div><div></div><div>5060</div><div>Gimbal - 25° Tilt 50W PAR30 5060P=White gimbal and trim OD: 6 1/2" (165mm)</div></div> <div><div></div><div>5070</div><div>Eyeball - 30° Tilt 75W PAR30 5070P=White trim and eyeball 5070PB=Polished Brass trim and eyeball 5070SL=Silver trim and eyeball 5070SN=Satin Nickel trim and eyeball 5070AC=Antique Copper trim and eyeball 5070TBZ=Tuscan Bronze trim and eyeball OD: 6 1/2" (165mm)</div></div> <div><div></div><div>5071</div><div>Eyeball - 30° Tilt 50W R20, 50W PAR20 5071P=White Eyeball OD: 6 1/2" (165mm)</div></div> <div>OPEN</div> <div><div></div><div>5000</div><div>Open Splay 60W BR30, 75W PAR30L, 50W PAR30 5000P=White Trim and Splay 5000SN=Satin Nickel Trim and Splay 5000AC=Antique Copper Trim and Splay 5000TBZ=Tuscan Bronze Trim and Splay OD: 6 1/2" (165mm)</div></div> <div>LENS</div> <div><div></div><div>5051</div><div>Frosted Lens Showerlight 35W PAR30L 5051PS=White Trim with Frosted Lens OD: 6 1/2" (165mm)</div></div> <div><div></div><div>5054</div><div>Dome Lens Shower Light 40W A19, 50W PAR30 5054PS=White Trim with Frosted Dome 5054SN=Satin Nickel Trim with Frosted Dome 5054AC=Antique Copper Trim with Frosted Dome 5054TBZ=Tuscan Bronze Trim with Frosted Dome OD: 6 1/2" (165mm)</div></div>

Note: Specifications and Dimensions subject to change without notice.

Visit our web site at [www.cooperlighting.com](http://www.cooperlighting.com)