

For Steam Main Drips and Process Applications

Job Name _____

Contractor _____

Job Location _____

Approval _____

Engineer _____

Contractor's P.O. No. _____

Approval _____

Representative _____

Series WFT Float & Thermostatic Steam Traps

Sizes: 3/4" – 2" (20 – 50mm)

For operating pressures up to 125psi (8.6 bar)

Series WFT Float & Thermostatic Steam Traps are designed to provide continuous air venting and separate condensate draining with maximum efficiency and service. The "H" pattern body on all 3/4", 1" (15, 30, 75, 125psi) and 1 1/4" (15, 30psi) has been designed to offer maximum installation flexibility. Four possible hookup combinations, combined with similar piping dimensions to other major manufacturers, make this the "universal" replacement trap. For larger sized traps, 1 1/2", 2" (15, 30, 75, 125psi) and 1 1/4" (75, 125psi), the inlet and outlet taps are located in the cover, allowing for the larger capacities needed. Series WFT traps can also be serviced without disturbing system piping.

Features

- Universal 4-port design
- All stainless steel internal components protect against erosion and corrosion
- Balanced pressure thermostatic element
- Extra-long life and dependable service
- Water hammer resistant
- Can be serviced without disturbing system piping

Applications

- Unit heaters and other space heating equipment
- Heat exchangers/reboilers
- Air heating coils
- Steam main drips
- Process equipment

Specifications

The float & thermostatic steam trap shall be installed as indicated on the plans. The steam trap shall have a maximum pressure of 125psi and a maximum temperature of 353°F. The trap body and cover shall be manufactured out of cast iron, the internal parts and air vents shall be manufactured out of stainless steel. The product shall be a Watts Series WFT.



All 1 1/2", 2" WFT
1 1/4" WFT-75, WFT-125



All 3/4", 1" WFT
1 1/4" WFT-15, WFT-30

BAA/ARRA Compliant*

*This product complies with the Buy American Act and The American Recovery and Reinvestment Act. For more information, visit watts.com.

Materials of Construction

Body & Cover	Cast Iron	ASTM A126 Class B
Valve Head	Stainless Steel	Type 440C
Valve Seat	Stainless Steel	Type 416
Valve Seat Gasket	Stainless Steel	Type 416
Float	Stainless Steel	Type 302
Bracket & Lever Assembly	Stainless Steel	
Thermostatic Air Vent	Balanced Pressure S.S.	bellows and valve
Air Vent Seat	Stainless Steel	Type 316
Cover Bolts	Carbon Steel	Grade 5
Cover Gasket	Non - Asbestos	
Draining Plug	Stainless Steel	

Pressure - Temperature

Maximum Allowable Pressure: 125psi (8.6 bar) @ 353°F (178°C)
Maximum Operating Pressure: controlled by pressure rating of seat orifice.

NOTICE

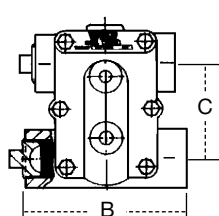
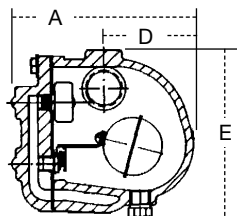
The information contained herein is not intended to replace the full product installation and safety information available or the experience of a trained product installer. You are required to thoroughly read all installation instructions and product safety information before beginning the installation of this product.

Steam Trap Capacities in (lbs./hr.) Hot Condensate

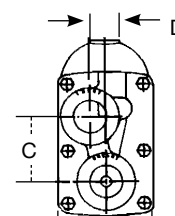
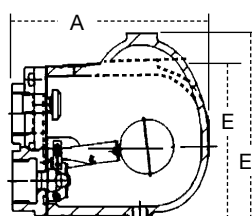
Model	Size NPT	psi Orifice	DIFFERENTIAL PRESSURE (PSI)														
			¼	½	1	2	5	10	15	20	25	30	40	50	75	100	125
WFT-15	¾"	.218	279	369	489	650	785	1000	1075								
WFT-15	1"	.218	279	369	489	650	785	1000	1075								
WFT-15	1¼"	.312	600	770	980	1240	1640	2000	2340								
WFT-15	1½"	.500	1100	1700	2400	3300	5000	6600	7600								
WFT-15	2"	.625	2300	2800	3600	4650	6900	9000	10900								
WFT-30	¾"	.218	279	369	489	650	785	1000	1075	1210	1300	1370					
WFT-30	1"	.218	279	369	489	650	785	1000	1075	1210	1300	1370					
WFT-30	1¼"	.228	375	500	690	910	1200	1500	1680	1800	1900	2000					
WFT-30	1½"	.390	1000	1300	1700	2300	3400	4600	5500	6000	6600	7000					
WFT-30	2"	.500	1300	1800	2500	3400	5200	6800	7800	8600	9300	10000					
WFT-75	¾"	.166	160	213	280	365	520	700	795	875	930	970	1120	1230	1450		
WFT-75	1"	.166	160	213	280	365	520	700	795	875	930	970	1120	1230	1450		
WFT-75	1¼"	.312	550	725	960	1300	1900	2650	3050	3400	3700	4000	4400	4750	5400		
WFT-75	1½"	.312	550	725	960	1300	1900	2650	3050	3400	3700	4000	4400	4750	5400		
WFT-75	2"	.421	850	1100	1500	2000	3100	4150	4750	5200	5500	5800	6400	6800	7700		
WFT-125	¾"	.125	100	135	175	230	330	415	500	585	620	685	750	830	970	1110	1190
WFT-125	1"	.125	100	135	175	230	330	415	500	585	620	685	750	830	970	1110	1190
WFT-125	1¼"	.246	400	520	680	890	1300	1700	2050	2300	2500	2700	3000	3200	3800	4200	4500
WFT-125	1½"	.246	400	520	680	890	1300	1700	2050	2300	2500	2700	3000	3200	3800	4200	4500
WFT-125	2"	.332	550	675	880	1225	1950	2600	3000	3250	3500	3800	4200	4600	5500	6100	6600

Dimensions – Weights

All ¾", 1", WFT, 1¼" WFT-15, WFT-30



All 1½", 2" WFT, 1¼" WFT-75, WFT-125



MODEL	SIZE (DN)		DIMENSIONS								WEIGHT					
	in.	mm	A		B		C		D		E		E1		lbs.	kgs.
WFT-15	¾"	20	6¼"	159	5½"	140	3⅝"	84	3	76	5¾"	146	-	-	9	4.1
WFT-15	1"	25	6¼"	159	5½"	140	3⅝"	84	3	76	5¾"	146	-	-	9	4.1
WFT-15	1¼"	32	6¼"	159	5¾"	146	3⅝"	84	3	76	5¾"	146	-	-	9.5	4.3
WFT-15	1½"	40	8½"	216	4¼"	108	3	76	11⅛"	17	-	-	8⅝"	213	18	8.2
WFT-15	2"	50	9⅜"	249	4⅝"	125	4⅝"	125	⅞"	3	9⅞"	231	-	-	26	11.8
WFT-30	¾"	20	6¼"	159	5½"	140	3⅝"	84	3	76	5¾"	146	-	-	9	4.1
WFT-30	1"	25	6¼"	159	5½"	140	3⅝"	84	3	76	5¾"	146	-	-	9	4.1
WFT-30	1¼"	32	6¼"	159	5¾"	146	3⅝"	84	3	76	5¾"	146	-	-	9.5	4.3
WFT-30	1½"	40	8½"	216	4¼"	108	3	76	11⅛"	17	-	-	8⅝"	213	18	8.2
WFT-30	2"	50	9⅜"	249	4⅝"	125	4⅝"	125	⅞"	3	9⅞"	231	-	-	26	11.8
WFT-75	¾"	20	6¼"	159	5½"	140	3⅝"	84	3	76	5¾"	146	-	-	9	4.1
WFT-75	1"	25	6¼"	159	5½"	140	3⅝"	84	3	76	5¾"	146	-	-	9	4.1
WFT-75	1¼"	32	8½"	216	4¼"	108	3	76	11⅛"	17	-	-	8⅝"	213	18	8.2
WFT-75	1½"	40	8½"	216	4¼"	108	3	76	11⅛"	17	-	-	8⅝"	213	18	8.2
WFT-75	2"	50	9⅜"	249	4⅝"	125	4⅝"	125	⅞"	3	9⅞"	231	-	-	26	11.8
WFT-125	¾"	20	6¼"	159	5½"	140	3⅝"	84	3	76	5¾"	146	-	-	9	4.1
WFT-125	1"	25	6¼"	159	5½"	140	3⅝"	84	3	76	5¾"	146	-	-	9	4.1
WFT-125	1¼"	32	8½"	216	4¼"	108	3	76	11⅛"	17	-	-	8⅝"	213	18	8.2
WFT-125	1½"	40	8½"	216	4¼"	108	3	76	11⅛"	17	-	-	8⅝"	213	18	8.2
WFT-125	2"	50	9⅜"	249	4⅝"	125	4⅝"	125	⅞"	3	9⅞"	231	-	-	26	11.8



USA: T: (978) 689-6066 • F: (978) 975-8350 • Watts.com
 Canada: T: (905) 332-4090 • F: (905) 332-7068 • Watts.com
 Latin America: T: (52) 81-1001-8600 • Watts.com