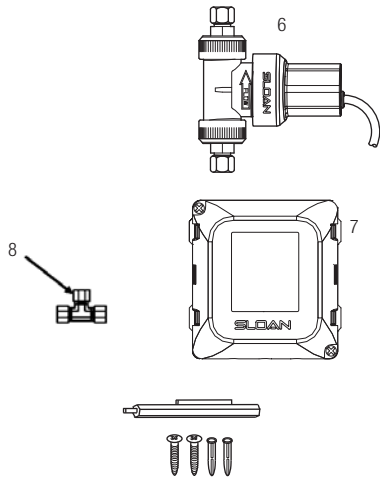
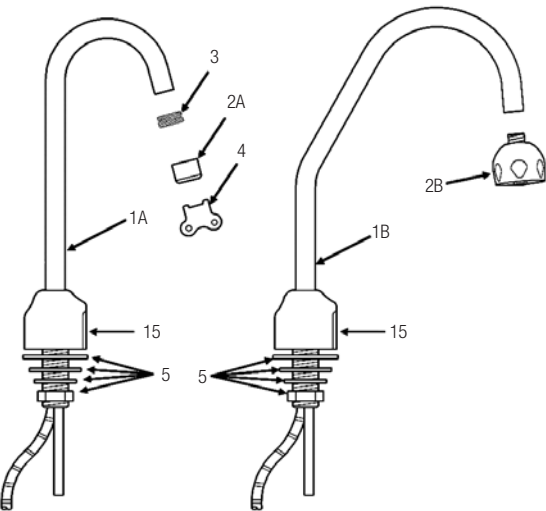


Optima Plus® EBF-750



Optional Trim Plate Kits



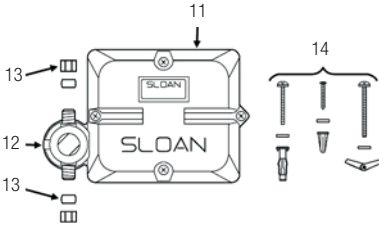
PARTS LIST—EBF-750 FAUCET

Item No.	Code No.	Part No.	Description
1A.	<b>0315076</b>	EBF-140-A	Faucet/Sensor Assembly with Standard Gooseneck Spout (EBF-750)
1B.	<b>0315097</b>	EBF-141-A	Faucet/Sensor Assembly with Surgical Bend Gooseneck Spout (EBF-750-S)
2A.	<b>3365147</b>	ETF-621-A	2.2 gpm (8.3 Lpm) Aerator Spray Head with Key (female thread)
	<b>0365793</b>	ETF-839	0.35 gpm (1.3 Lpm) Multi-Lam Spray Head
2B.	<b>0328134</b>	AC-55-A	Shower Spray Head Assembly, 2.2 gpm (8.3 Lpm)
3.	<b>0305784</b>	ETF-178	Adapter for Spray Heads (not required for AC-55-A Shower Spray Head)
4.	<b>0305927</b>	ETF-435	Replacement Key Only
5.	<b>0365110</b>	ETF-503-A	Spout Mounting Kit includes Rubber Gasket, Flat Washer, Lockwasher, Mounting Nut, and Union Compression Fitting
6.	<b>0365758</b>	ETF-740-A	6 VDC Solenoid Assembly
7.	<b>0365752</b>	ETF-735-A	Control Module
8.	<b>3365461</b>	ETF-617-A	Bak-Chek® "T" Assembly
9.	<b>3365302</b>	ETF-607-A	Optional 4" (102 mm) Centerset Trim Plate Kit includes Trim Plate Spacer and Single Hole Trim Plate Assembly

For additional information about Sloan Mixing Valves or Trim Plates, consult our Installation Instructions and Maintenance Guides.

The current parts breakdown shown on the left has been in production since September 2008. For earlier EBF-650/615 faucet models, please refer to the parts breakdown below and right or consult your nearest Sloan representative.

Note: earlier faucet models are not compatible with the current models.



PARTS PRIOR TO SEPTEMBER 2008

11.	<b>0315104</b>	EBF-60-A	Control Module assembly
12.	<b>0315254</b>	EBF-1011-A	Solenoid replacement kit
13.	<b>3315029</b>	EBF-113-A	Single solenoid supply compression nut kit
14.	<b>3315018</b>	EBF-79-A	Mounting hardware kit
15.	—	EBF-236-A	Sensor Replacement Kit ONLY includes Sensor Housing and Cable Assembly

— = Not shown in illustration