

# Central Brass

COMPANY

Brecksville, Ohio 44141

Phone: (216) 883-0220 Fax: (440) 526-5745

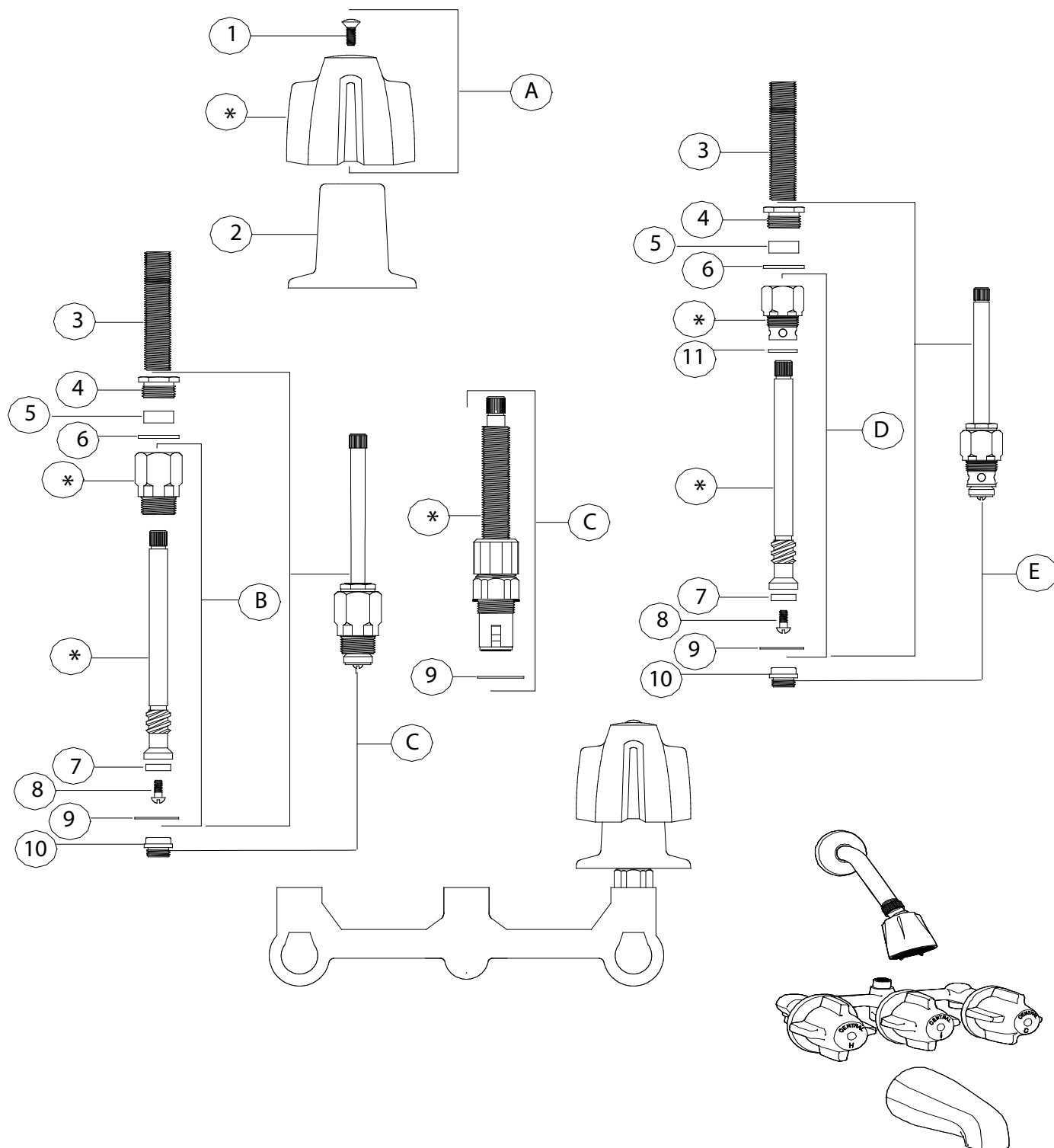
www.CentralBrass.com

MODEL NOS. 0850 0858 0868 80868

**Three-Valve Bath & Shower Fitting**

**Direct Sweat 8-inch Centers**

## REPLACEMENT PARTS



\* These items are not offered individually and must be purchased as a group or unit.  
Please contact Central Brass for more information.

# Central Brass

C O M P A N Y

Brecksville, Ohio 44141

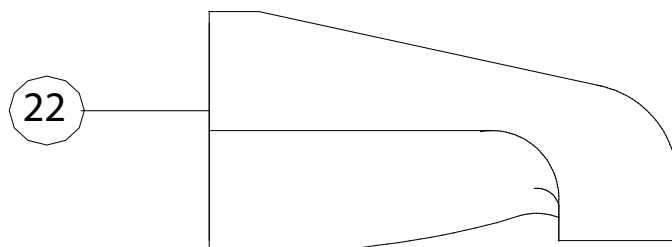
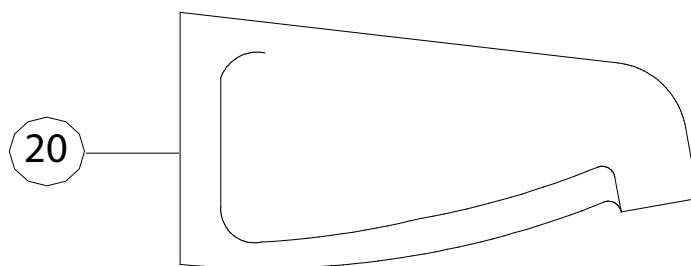
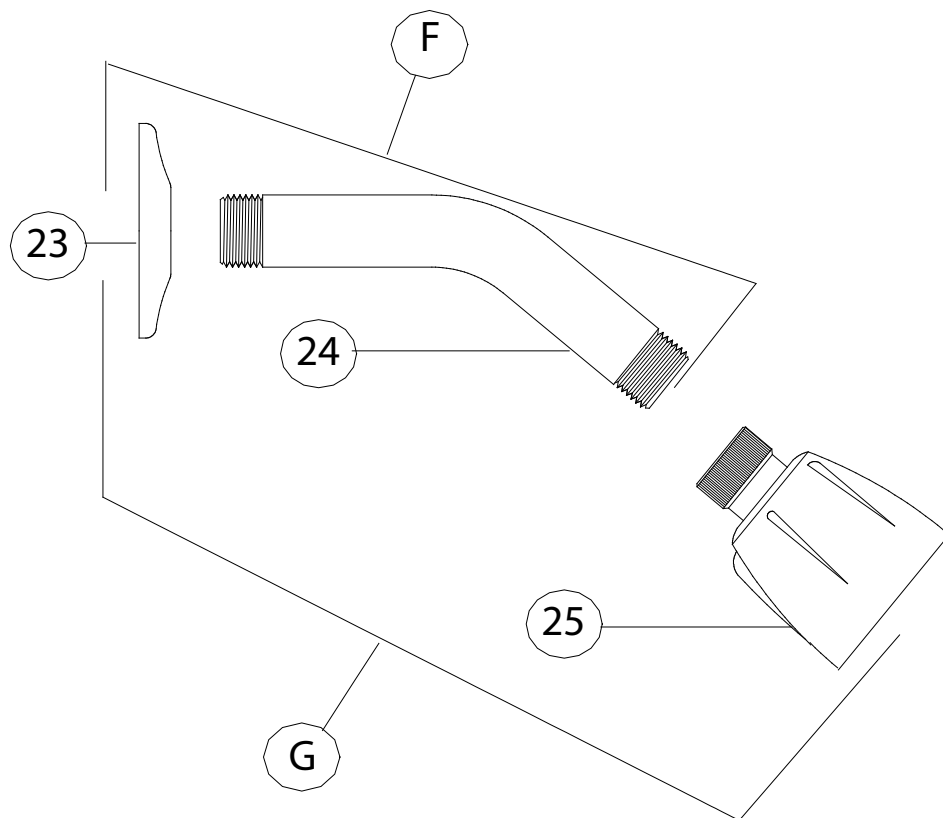
Phone: (216) 883-0220 Fax: (440) 526-5745

[www.CentralBrass.com](http://www.CentralBrass.com)

MODEL NOS. 0850 0858 0868 80868

**Three-Valve Bath & Shower Fitting**

**Direct Sweat 8-inch Centers**



# Central Brass

COMPANY

Brecksville, Ohio 44141

Phone: (216) 883-0220 Fax: (440) 526-5745

www.CentralBrass.com

MODEL NOS. **0850 0858 0868 80868**

**Three-Valve Bath & Shower Fitting**

**Direct Sweat 8-inch Centers**

## REPLACEMENT PARTS

#	Part #	Description
A	G-508-C	Large Canopy Handle indexed C with Screw (X107-F)
A	G-508-H	Large Canopy Handle indexed H with Screw (X107-F)
A	G-508-D	Large Canopy Handle indexed with Arrow for Diverter with Screw (X107-F)
B	G-1549-CT	Corner Stem & Bonnet Group with Seat Washer (X901-WN) & Screw (X104) for 0850, 0858 & 0868 only
C	K-3-CT	Complete Corner Stem Assembly with Gasket (X1028-Y) & Bronze Seat (X263-BC) for 0850, 0858 & 0868 only
C	K-351-C	Ceramic-disc Stem Cartridge Hot with Gasket (1028-Y) for item 80868 only
D	G-1588-CT	Diverter Stem & Bonnet Group with Seat Washer (X901-WN) & Screw (X104)
E	K-3-DT	Complete Diverter Stem Assembly with Gasket (X1028-Y) & Bronze Seat (X263-BC)
F	3007-6	6-inch Shower Arm (714-WT-02) & Flange (X1035-SS)
G	G-3113-6	Shower Head (3034-1/2-02), 6-inch Shower Arm (714-WT-02) & Flange (X1035-SS)
1	X107-F	Handle Screw (25 pcs per pack)
2	521-B	Escutcheon
3	X269-29/16	2 <sup>9</sup> / <sub>16</sub> Long Nipple (10 pcs per pack)
4	X765-TA	Packing Nut (6 pcs per pack)
5	X814-BARP	Packing (10 pcs per pack)
6	X4-L	Packing Washer (6 pcs per pack)
7	X901-WNN	Seat Washer (25 pcs per pack)
8	X104	Seat Washer Screw (25 pcs per pack)
9	X1028-Y	Gasket (25 pcs per pack)
10	XPF-263-B	Replacement Seat (4 pcs per pack)
11	X4-N	Celcon Washer for diverter stem (6 pcs per pack)
20	3145-D	1/2 IPS Brass Spout for item 0908 only
22	3154-Z	Zamak Spout for item 0908-Z only
23	X1035-SS	Shower Arm Flange (10 pcs per pack)
24	714-WT-02	6-inch Shower Arm
25	3034-1/2-02	Shower Head 2.5 GPM
	T-3	Handle Trim Set with C, H & Arrow indexed canopy handles with screws and three escutcheons packed in a box

- If faucet has round handles (G-508), use two Cold stem assemblies
- If faucet has lever handles, use one Hot and one Cold stem assemblies

# Central Brass

C O M P A N Y

Brecksville, Ohio 44141

Phone: (216) 883-0220 Fax: (440) 526-5745

www.CentralBrass.com

MODEL NOS. 0850 0858 0868 80868

**Three-Valve Bath & Shower Fitting**

**Direct Sweat 8-inch Centers**

## OPTIONS & REPLACEMENT PARTS

for options (see replacement part sheets for individual items)

Suffix Number	Replaces Item #	Part Number	Description
	10	X263-BC	Bronze Replacement Seat (10 pcs per pack) for 0850, 0858 & 0868 only
	H	3007-8	8-inch Shower Arm (714-WT-02) & Flange (X1035-SS)
	F	G-3113-8	8-inch Shower Arm (714-WT-02), Shower Head (3034-1/2-02) & Flange (X1035-SS)
		<b>Accessories</b>	
		G-1548-ET	Stem Extension with Screw (X105-F)
		X105-F	Screw for stem extension (4 pcs per pack)
Prefix Number	Replaces Item #	Part Number	Description
8	C	K-351-C	Ceramic-disc Stem Cartridge Cold with Gasket (X1028-Y)
8	C	K-351-H	Ceramic-disc Stem Cartridge Hot with Gasket (X1028-Y)
		Only for	<b>80868</b>

- If faucet has round handles (G-508), use two K-351-C Cold stem assemblies
- If faucet has lever handles, use one Hot and one Cold stem assemblies

# Central Brass

C O M P A N Y

Brecksville, Ohio 44141

Phone: (216) 883-0220 Fax: (440) 526-5745

www.CentralBrass.com

MODEL NOS. 0850 0858 0868 80868

**Three-Valve Bath & Shower Fitting**

**Direct Sweat 8-inch Centers**

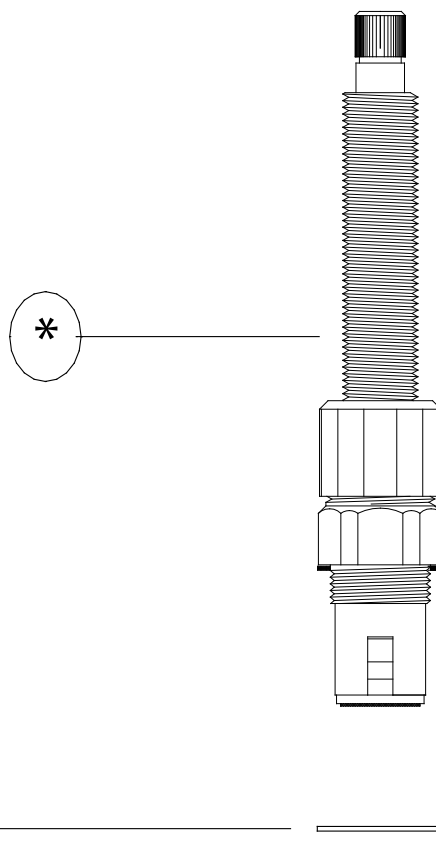
**For item 80868 only**

**K-351-C**

**K-351-H**

**Ceramic-disc Stem Cartridges  
with Gasket for Bath Valves**

## REPLACEMENT PARTS



#	Part Number	Description
	K-351-C	Ceramic-disc Stem Cartridge Cold Side with Gasket (X1028-Y)
	K-351-H	Ceramic-disc Stem Cartridge Hot Side with Gasket (X1028-Y)
1	X1028-Y	Gasket (25 pcs per pack)

- If faucet has round handles (G-508), use two K-351-C Cold stem assemblies
- If faucet has lever handles, use one Hot and one Cold stem assemblies

\* These items are not offered individually and must be purchased as a group or unit. Please contact Central Brass for more information.

## K-351-C & K-351-H

### Installation Instructions to replace Compression Stem Assemblies with Ceramic-Disc Cartridges

#### **DISASSEMBLY**

1. Turn off water supply.
2. Remove handle and trim.
3. Remove old ceramic stem assembly using an adjustable wrench and turning counterclockwise.

#### **ASSEMBLY**

1. Insert stem cartridge (with nylon gasket) into faucet. All components of the ceramic disc unit must be assembled as shown in the illustration.

2. Using an adjustable wrench, turn stem assembly clockwise with no more than 18 ft-lbs of torque, until secure.

**CAUTION: 18 ft-lbs is produced with a good pull on an 8-inch long wrench.**

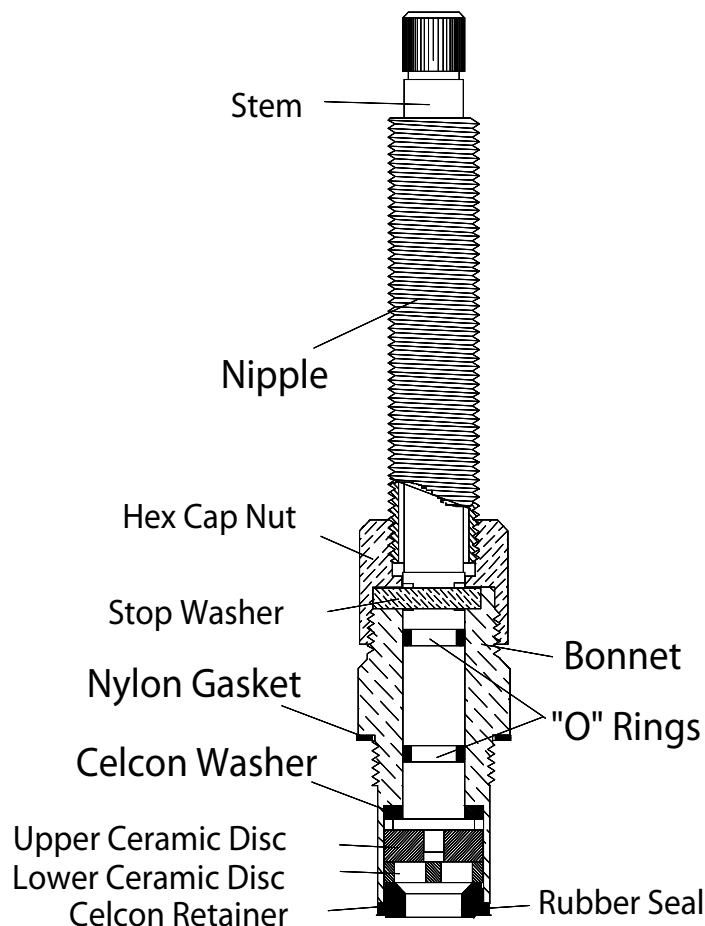
**DO NOT OVERTIGHTEN.**

3. Turn unit to off position and turn on water supplies. Check for leakage around nylon gasket. If leaking, tighten stem slowly until leaking stops.

4. If the "on to off" rotation of the handle is incorrect, it may be reversed by removing the hex cap nut from the unit (see diagram) and sliding the stop washer off stem. Turn stop washer over, slide stop washer back onto unit and replace hex cap nut.

5. Replace handle and trim.

**NOTE:** If Cartridge becomes disassembled, replace components as shown in illustration. Ceramic discs must be positioned with the polished seal surfaces together.



- If faucet has round handles (G-508), use two K-351-C Cold stem assemblies
- If faucet has lever handles, use one Hot and one Cold stem assemblies