



## Sensor Flushometer

### EBV89A-CP

#### Product description

Polished Chrome Finish, Fixture Connection Top Spud, Single Flush, Electrical Override, Battery, Infrared, Exposed Sensor Urinal/Water Closet Retrofit Flushometer.

#### Compliances & Certifications








(BREEAM Water Credit, Green Globes Water)

#### Code 0325105

#### Finish

-  Polished Chrome (CP)

#### Downloads

-  [Side Mount Operator Unit Installation Instructions.pdf](#)
-  [Optima SMO Installation Instructions.pdf](#)
-  [EBV-89A Side Mount Repair and Maintenance Guide.pdf](#)
-  [Retrofits Brochure.pdf](#)
-  [Additional Downloads](#)

#### Videos

-  [Sloan – Company Overview](#)

---

## Details

- Finish: Polished Chrome (CP)
- Power Type: Battery
- Fixture Type: Urinal/Water Closet
- Fixture Connection: Top Spud
- Override: Electrical

---

## Features

- Battery powered
- Estimated 3 year battery life

---

## Electrical specifications

- Control Circuit:
  - Solid State
  - 6 VDC Input
  - 24 Hour Sentinel Flush
- Sensor Range: 22"-42" (559 - 1067mm)

---

## Valve Operating Pressure (Flowing)

15-80 psi (103 - 552 kPa). Specific fixtures may require greater minimum flowing pressure - consult manufacturer requirements.

---

## Warranty

[View Warranty Information](#)

---

## Notes

All information contained within this document subject to change without notice.

Looking for other variations of the EBV89A product? [View the general spec sheet with all options.](#)

[Find a compatible urinal](#) for this flushometer.

[Find a compatible water closet](#) for this flushometer.

Side Mount Operator unit shown on an existing Sloan Regal Model 110/111 Closet Flushometer

